

CASELOAD STATISTICS OF THE JUVENILE & DOMESTIC RELATIONS COURTS

Chesapeake

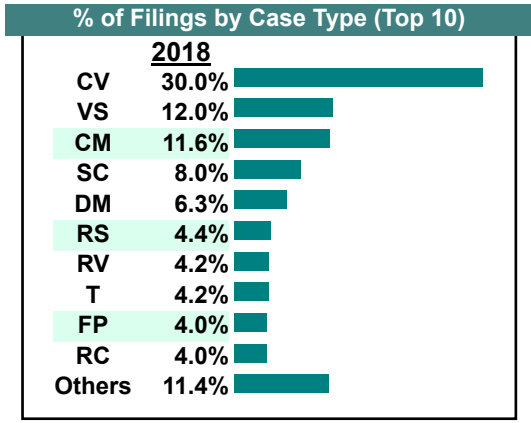
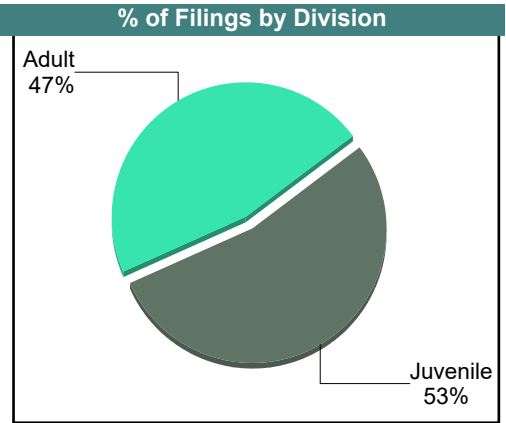
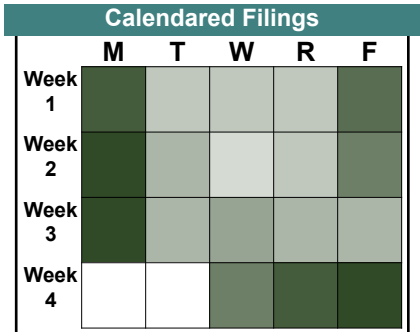
District: 1

December 2018

		<u>Filings</u>	<u>Hearings</u>	<u>Transactions</u>	<u>Concluded</u>	<u>Cont</u>
Adult						
Non-Family Abuse Prot Order	AP	0	4	4	3	1
Capias	CA	33	107	107	46	61
Felony	CF	20	95	95	24	71
Misdemeanor	CM	103	327	327	107	219
Family Abuse - Prot Order	FP	34	81	81	33	48
Motion - Prot Order	MP	4	4	4	2	2
Violation of PO	PV	3	3	3	3	-
Remand Support	RS	39	39	39	39	-
Show Cause	SC	70	240	240	86	152
Civil Support	VS	106	224	224	114	106
Adult Total		412	1,124	1,124	457	660

Juvenile						
Abuse or Neglect	AN	7	20	20	0	20
Non-Family Abuse Prot Order	AP	4	12	12	7	5
Custody Relief	CR	0	1	1	0	1
Child in Need of Services	CS	0	2	2	0	2
Custody Visitation	CV	266	473	473	224	245
Felony	DF	19	119	119	22	97
Misdemeanor	DM	56	167	167	38	129
Foster Care Review	FC	1	1	1	0	1
Family Abuse - Prot Order	FP	1	1	1	0	1
Initial Foster Care	IF	1	2	2	0	2
Permanency	PH	1	5	5	5	-
Petition	PT	3	8	8	4	4
Remand Custody	RC	35	35	35	35	-
Remand Visitation	RV	37	37	37	37	-
Show Cause	SC	1	6	6	1	5
Status	ST	1	6	6	5	1
Traffic	T	37	73	77	43	33
Truancy	TR	4	9	9	8	1
Voluntary Continuing Services Agreement	VA	0	1	1	1	-
Juvenile Total		474	978	982	430	547

Chesapeake Totals		886	2,102	2,106	887	1,207
--------------------------	--	------------	--------------	--------------	------------	--------------



CASELOAD STATISTICS OF THE JUVENILE & DOMESTIC RELATIONS COURTS

Chesapeake

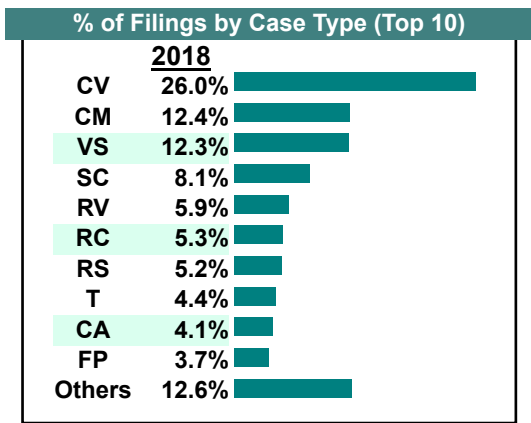
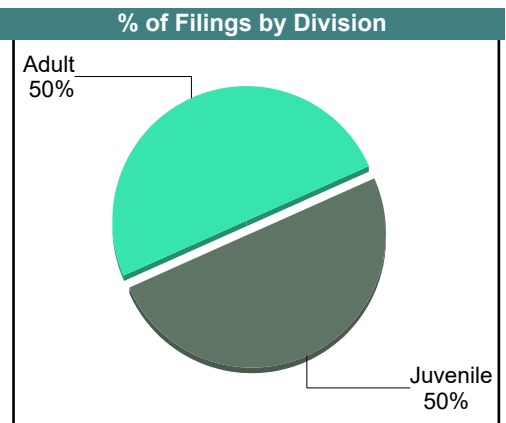

District: 1

November 2018

		<u>Filings</u>	<u>Hearings</u>	<u>Transactions</u>	<u>Concluded</u>	<u>Cont</u>
Adult						
Non-Family Abuse Prot Order	AP	6	9	9	3	6
Capias	CA	35	157	157	54	103
Felony	CF	26	88	88	21	67
Misdemeanor	CM	106	368	368	141	227
Family Abuse - Prot Order	FP	32	81	81	38	43
Motion - Prot Order	MP	0	2	2	2	-
Protective Order	PC	1	1	1	1	-
Violation of PO	PV	4	4	4	4	-
Remand Support	RS	44	44	44	44	-
Show Cause	SC	67	223	223	90	130
Civil Support	VS	105	243	243	121	121
Adult Total		426	1,220	1,220	519	697

Juvenile						
Abuse or Neglect	AN	1	5	5	2	3
Non-Family Abuse Prot Order	AP	2	16	16	11	5
Custody Relief	CR	0	1	1	0	1
Child in Need of Services	CS	0	1	1	1	-
Custody Visitation	CV	222	551	551	246	298
Felony	DF	17	79	79	16	63
Misdemeanor	DM	30	171	171	57	114
Foster Care Review	FC	0	1	1	1	-
Initial Foster Care	IF	2	2	2	0	2
Motion - Prot Order	MP	1	2	2	0	2
Permanency	PH	6	9	9	5	4
Petition	PT	5	13	13	8	5
Remand Custody	RC	45	46	46	46	-
Remand Visitation	RV	50	52	52	51	1
Show Cause	SC	2	12	12	4	8
Status	ST	1	7	7	1	6
Traffic	T	38	64	67	33	34
Term Parental Rights	TP	6	6	6	6	-
Truancy	TR	0	3	3	1	2
Voluntary Continuing Services Agreement	VA	0	1	1	1	-
Juvenile Total		428	1,042	1,045	490	548

Chesapeake Totals		854	2,262	2,265	1,009	1,245
--------------------------	--	------------	--------------	--------------	--------------	--------------



CASELOAD STATISTICS OF THE JUVENILE & DOMESTIC RELATIONS COURTS

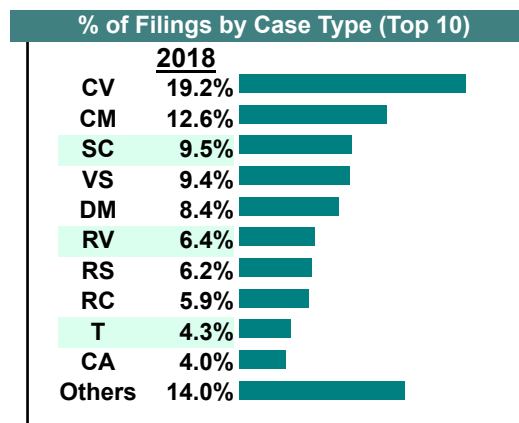
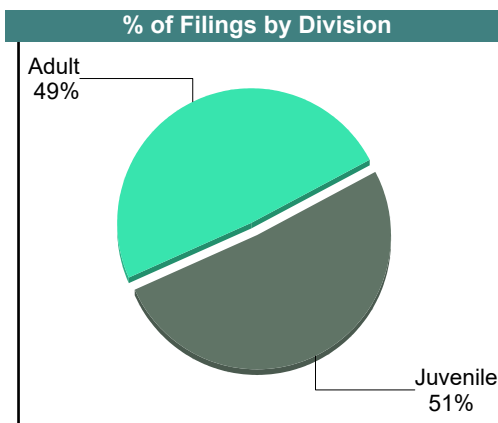

Chesapeake

District: 1

October 2018

		Filings	Hearings	Transactions	Concluded	Cont
Adult						
Non-Family Abuse Prot Order	AP	3	8	8	5	3
Capias	CA	42	153	153	54	98
Felony	CF	26	110	110	49	61
Misdemeanor	CM	136	406	406	158	248
Family Abuse - Prot Order	FP	43	119	119	48	71
Motion - Prot Order	MP	8	10	10	5	5
Other	OT	0	2	2	2	-
Protective Order	PC	1	1	1	1	-
Violation of PO	PV	3	3	3	3	-
Remand Support	RS	67	67	67	67	-
Show Cause	SC	99	347	347	120	222
Civil Support	VS	102	267	267	131	135
Adult Total		530	1,493	1,493	643	843

Juvenile						
Abuse or Neglect	AN	0	17	17	4	13
Non-Family Abuse Prot Order	AP	18	36	36	12	24
Capias	CA	1	1	1	1	-
Custody Relief	CR	0	1	1	0	1
Child in Need of Services	CS	0	1	1	0	1
Custody Visitation	CV	208	583	583	278	303
Felony	DF	24	99	99	19	80
Misdemeanor	DM	91	208	208	41	167
Emancipation	EP	1	1	1	1	-
Foster Care Review	FC	4	5	5	2	3
Juv Support	JS	1	1	1	1	-
Permanency	PH	4	4	4	4	-
Petition	PT	3	12	12	9	3
Remand Custody	RC	64	64	64	64	-
Remand Visitation	RV	69	70	70	70	-
Show Cause	SC	4	8	8	1	6
Status	ST	4	5	5	0	5
Traffic	T	47	61	65	26	37
Truancy	TR	9	17	17	11	6
Juvenile Total		552	1,194	1,198	544	649
Chesapeake Totals		1,082	2,687	2,691	1,187	1,492



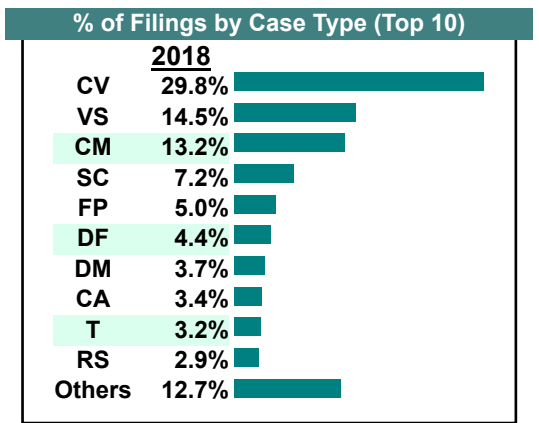
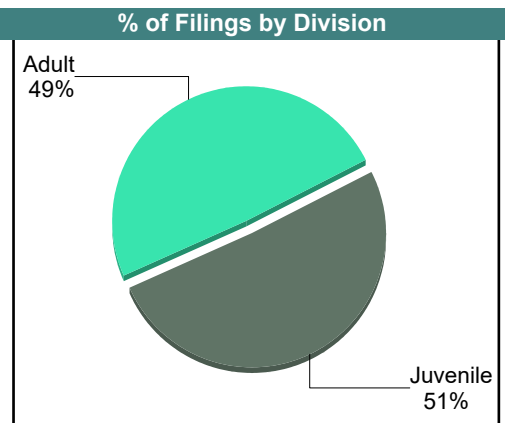
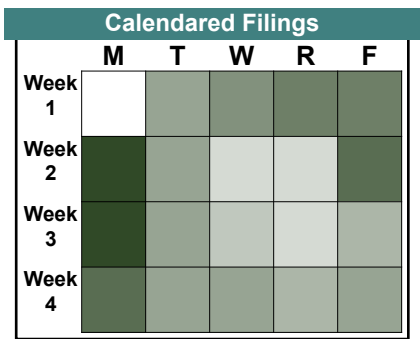
CASELOAD STATISTICS OF THE JUVENILE & DOMESTIC RELATIONS COURTS

Chesapeake

District: 1

September 2018

		<u>Filings</u>	<u>Hearings</u>	<u>Transactions</u>	<u>Concluded</u>	<u>Cont</u>
Adult						
Non-Family Abuse Prot Order	AP	4	12	12	7	5
Capias	CA	30	151	151	45	106
Felony	CF	22	141	141	30	111
Misdemeanor	CM	118	392	392	86	306
Family Abuse - Prot Order	FP	44	94	94	35	59
Motion - Prot Order	MP	3	3	3	3	-
Violation Fam Abuse PO	PS	1	1	1	1	-
Violation of PO	PV	2	2	2	2	-
Remand Support	RS	26	26	26	26	-
Show Cause	SC	60	266	266	86	180
Civil Support	VS	130	265	265	108	156
Adult Total		440	1,353	1,353	429	923
Juvenile						
Abuse or Neglect	AN	2	31	31	12	19
Non-Family Abuse Prot Order	AP	5	9	9	2	7
Custody Relief	CR	1	1	1	0	1
Child in Need of Services	CS	1	4	4	0	4
Custody Visitation	CV	267	598	598	226	370
Felony	DF	39	124	124	16	108
Misdemeanor	DM	33	166	167	35	132
Entrustment	ET	0	2	2	2	-
Foster Care Review	FC	4	5	5	4	1
Family Abuse - Prot Order	FP	1	2	2	1	1
Initial Foster Care	IF	3	4	4	2	2
Motion - Prot Order	MP	0	1	1	1	-
Permanency	PH	2	2	2	2	-
Petition	PT	11	17	17	2	15
Remand Custody	RC	24	24	24	24	-
Remand Visitation	RV	24	24	24	24	-
Show Cause	SC	4	8	8	2	6
Status	ST	4	7	7	2	5
Traffic	T	29	49	56	24	32
Truancy	TR	1	12	12	7	5
Juvenile Total		455	1,090	1,098	388	708
Chesapeake Totals		895	2,443	2,451	817	1,631



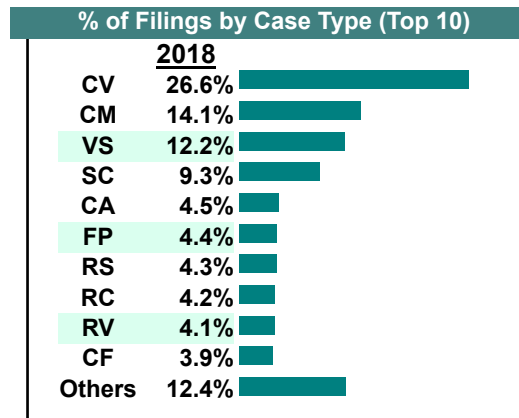
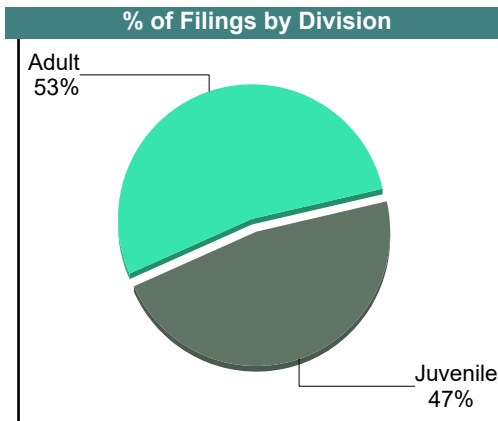
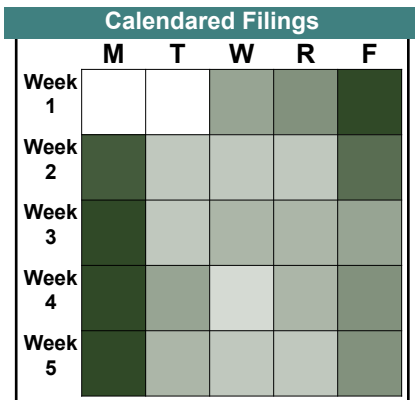
CASELOAD STATISTICS OF THE JUVENILE & DOMESTIC RELATIONS COURTS

Chesapeake

District: 1

August 2018

		<u>Filings</u>	<u>Hearings</u>	<u>Transactions</u>	<u>Concluded</u>	<u>Cont</u>
Adult						
Non-Family Abuse Prot Order	AP	4	10	10	3	7
Capias	CA	59	216	216	76	140
Felony	CF	51	162	162	36	126
Misdemeanor	CM	186	543	543	148	394
Family Abuse - Prot Order	FP	58	123	123	51	72
Motion - Prot Order	MP	3	5	5	3	2
Violation of PO	PV	1	1	1	1	-
Remand Support	RS	57	58	58	58	-
Show Cause	SC	118	394	394	130	264
SL/Other	SL	1	2	2	2	-
Civil Support	VS	161	335	335	164	168
Adult Total		699	1,849	1,849	672	1,173
Juvenile						
Abuse or Neglect	AN	6	29	29	0	29
Non-Family Abuse Prot Order	AP	2	4	4	2	2
Capias	CA	1	1	1	1	-
Child in Need of Services	CS	1	3	3	1	2
Custody Visitation	CV	351	840	840	393	443
Felony	DF	30	130	130	19	111
Misdemeanor	DM	49	219	219	54	163
Entrustment	ET	4	4	4	4	-
Foster Care Review	FC	5	5	5	4	1
Family Abuse - Prot Order	FP	0	4	4	4	-
Motion - Prot Order	MP	1	1	1	0	1
Permanency	PH	10	14	14	12	2
Petition	PT	5	12	12	7	5
Remand Custody	RC	55	55	55	55	-
Remand Visitation	RV	54	56	56	55	1
Show Cause	SC	5	14	14	4	10
Status	ST	0	1	1	0	1
Traffic	T	37	56	64	36	27
Truancy	TR	4	12	12	6	6
Juvenile Total		620	1,460	1,468	657	804
Chesapeake Totals		1,319	3,309	3,317	1,329	1,977



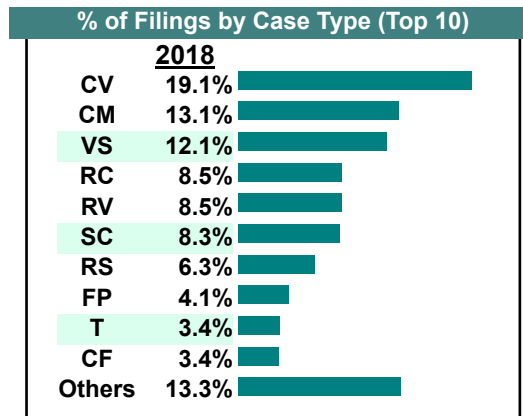
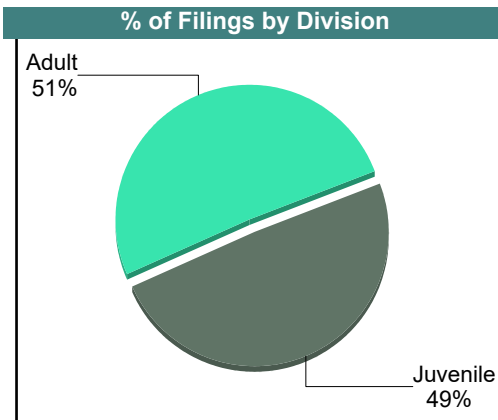
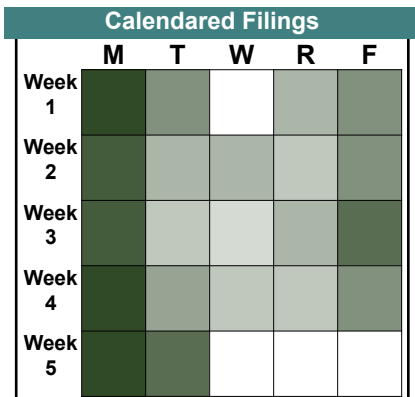
CASELOAD STATISTICS OF THE JUVENILE & DOMESTIC RELATIONS COURTS

Chesapeake

District: 1

July 2018

		<u>Filings</u>	<u>Hearings</u>	<u>Transactions</u>	<u>Concluded</u>	<u>Cont</u>
Adult						
Non-Family Abuse Prot Order	AP	4	7	7	4	3
Capias	CA	42	186	186	53	131
Felony	CF	44	144	144	29	115
Misdemeanor	CM	172	465	465	152	313
Family Abuse - Prot Order	FP	51	131	131	60	71
Motion - Prot Order	MP	8	8	8	8	-
Other	OT	1	1	1	0	1
Violation of PO	PV	2	2	2	2	-
Remand Support	RS	82	82	82	82	-
Show Cause	SC	101	359	359	128	228
SL/Other	SL	1	1	1	1	-
Civil Support	VS	159	314	314	176	135
Adult Total		667	1,700	1,700	695	997
Juvenile						
Abuse or Neglect	AN	21	59	59	15	44
Non-Family Abuse Prot Order	AP	2	5	5	2	3
Custody Relief	CR	0	1	1	0	1
Child in Need of Services	CS	1	1	1	0	1
Custody Visitation	CV	250	679	679	337	341
Felony	DF	13	128	128	27	101
Misdemeanor	DM	36	150	150	31	119
Entrustment	ET	1	3	3	1	2
Foster Care Review	FC	6	7	7	6	1
Family Abuse - Prot Order	FP	3	4	4	0	4
Juv Support	JS	0	1	1	1	-
Motion - Prot Order	MP	1	1	1	0	1
Permanency	PH	5	7	7	5	2
Petition	PT	0	6	6	5	1
Remand Custody	RC	111	111	111	111	-
Remand Visitation	RV	111	111	111	111	-
Show Cause	SC	8	14	14	8	6
Status	ST	4	7	7	5	2
Traffic	T	45	68	72	40	32
Truancy	TR	26	29	29	17	12
Juvenile Total		644	1,392	1,396	722	673
Chesapeake Totals		1,311	3,092	3,096	1,417	1,670



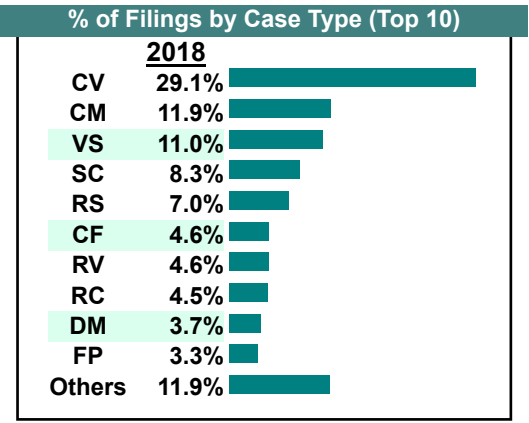
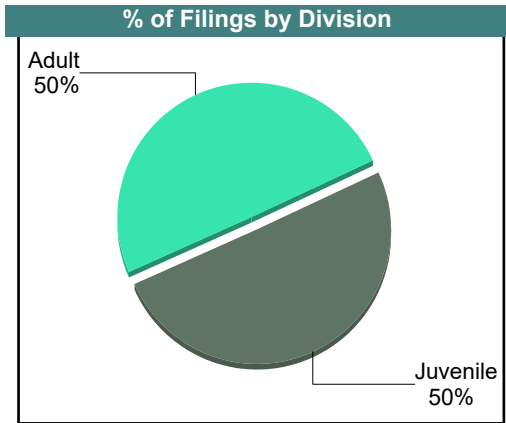
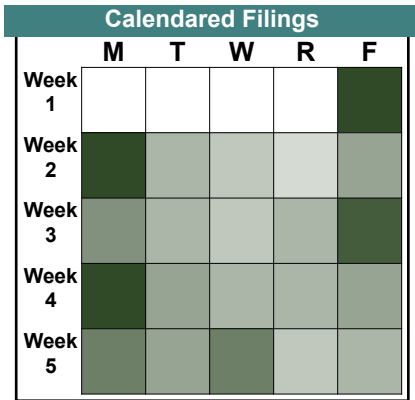
CASELOAD STATISTICS OF THE JUVENILE & DOMESTIC RELATIONS COURTS

Chesapeake

District: 1

June 2018

		<u>Filings</u>	<u>Hearings</u>	<u>Transactions</u>	<u>Concluded</u>	<u>Cont</u>
Adult						
Non-Family Abuse Prot Order	AP	8	12	12	4	8
Capias	CA	41	194	194	65	129
Felony	CF	60	174	174	50	124
Misdemeanor	CM	155	424	424	142	276
Family Abuse - Prot Order	FP	43	105	105	55	50
Motion - Prot Order	MP	5	5	5	5	-
Other	OT	1	1	1	0	1
Remand Support	RS	91	92	92	92	-
Show Cause	SC	98	359	359	144	207
SL/Other	SL	0	1	1	0	1
Civil Support	VS	143	357	357	196	158
Adult Total		645	1,724	1,724	753	954
Juvenile						
Abuse or Neglect	AN	8	17	17	0	17
Non-Family Abuse Prot Order	AP	6	27	27	17	10
Capias	CA	0	1	1	1	-
Custody Relief	CR	0	1	1	1	-
Custody Visitation	CV	378	776	776	353	422
Felony	DF	23	126	126	21	105
Misdemeanor	DM	48	178	178	49	129
Entrustment	ET	1	3	3	3	-
Foster Care Review	FC	4	5	5	3	2
Initial Foster Care	IF	1	1	1	1	-
Permanency	PH	2	3	3	1	2
Petition	PT	5	13	13	3	10
Remand Custody	RC	59	59	59	59	-
Remand Visitation	RV	60	61	61	59	2
Show Cause	SC	10	15	15	6	9
Status	ST	0	2	2	1	1
Traffic	T	35	57	60	32	26
Truancy	TR	13	20	20	8	8
Voluntary Continuing Services Agreement	VA	1	1	1	0	1
Juvenile Total		654	1,366	1,369	618	744
Chesapeake Totals		1,299	3,090	3,093	1,371	1,698



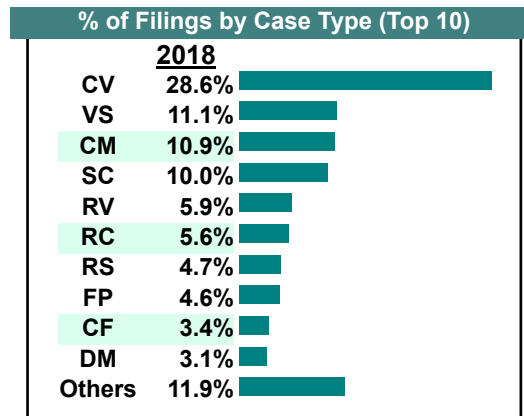
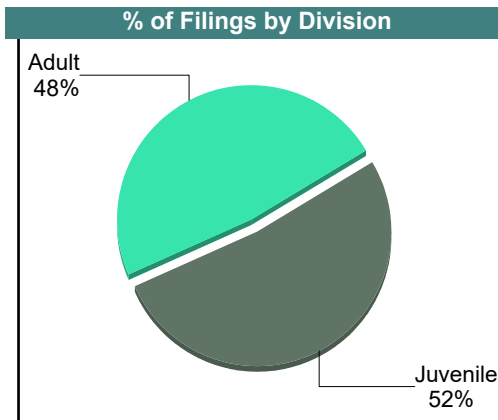
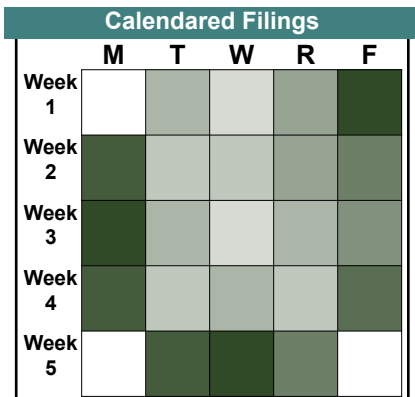
CASELOAD STATISTICS OF THE JUVENILE & DOMESTIC RELATIONS COURTS

Chesapeake

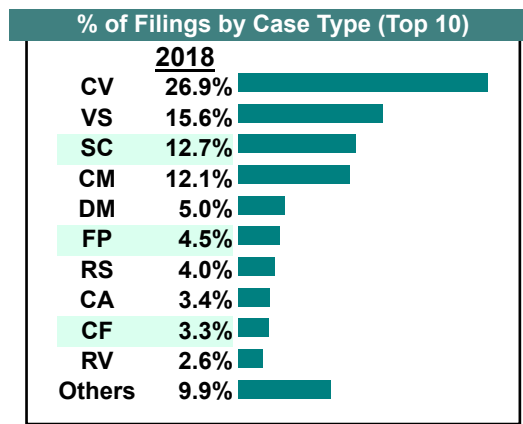
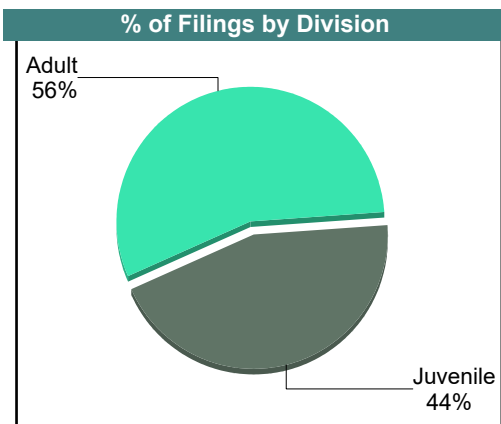

District: 1

May 2018

		<u>Filings</u>	<u>Hearings</u>	<u>Transactions</u>	<u>Concluded</u>	<u>Cont</u>
<u>Adult</u>						
Non-Family Abuse Prot Order	AP	2	5	5	2	3
Capias	CA	37	161	161	45	116
Felony	CF	46	165	165	36	129
Misdemeanor	CM	147	487	487	178	305
Family Abuse - Prot Order	FP	62	131	131	50	80
Motion - Prot Order	MP	3	3	3	3	-
Other	OT	1	1	1	1	-
Protective Order	PC	1	1	1	1	-
Remand Support	RS	64	64	64	64	-
Show Cause	SC	134	394	394	156	235
SL/Other	SL	1	1	1	1	-
Civil Support	VS	150	343	343	175	167
Adult Total		648	1,756	1,756	712	1,035
<u>Juvenile</u>						
Abuse or Neglect	AN	5	11	11	0	11
Non-Family Abuse Prot Order	AP	12	25	25	9	16
Custody Relief	CR	0	1	1	0	1
Child in Need of Services	CS	1	2	2	0	2
Custody Visitation	CV	386	738	738	351	387
Felony	DF	28	169	169	41	128
Misdemeanor	DM	42	184	184	46	138
Entrustment	ET	1	3	3	1	2
Foster Care Review	FC	2	2	2	2	-
Initial Foster Care	IF	1	1	1	1	-
Juv Support	JS	0	1	1	0	1
Permanency	PH	13	13	13	8	5
Petition	PT	8	15	15	4	11
Remand Custody	RC	76	76	76	76	-
Remand Visitation	RV	80	80	80	79	1
Show Cause	SC	1	6	6	2	4
Status	ST	2	3	3	1	2
Traffic	T	34	47	49	25	24
Truancy	TR	8	13	13	8	5
Voluntary Continuing Services Agreement	VA	1	1	1	0	1
Juvenile Total		701	1,391	1,393	654	739
Chesapeake Totals		1,349	3,147	3,149	1,366	1,774



		<u>Filings</u>	<u>Hearings</u>	<u>Transactions</u>	<u>Concluded</u>	<u>Cont</u>
Adult						
Capias	CA	39	158	158	32	126
Felony	CF	37	118	118	26	92
Misdemeanor	CM	137	435	435	124	311
Crim Support	CS	1	1	1	1	-
Family Abuse - Prot Order	FP	50	135	135	57	78
Motion - Prot Order	MP	4	5	5	5	-
Remand Support	RS	45	46	46	45	1
Show Cause	SC	141	344	344	100	241
Civil Support	VS	177	364	364	197	165
Adult Total		631	1,606	1,606	587	1,014
Juvenile						
Abuse or Neglect	AN	2	9	9	5	4
Non-Family Abuse Prot Order	AP	5	12	12	2	10
Child in Need of Services	CS	1	1	1	1	-
Custody Visitation	CV	306	652	652	301	349
Felony	DF	20	170	170	35	135
Misdemeanor	DM	57	198	198	37	161
Entrustment	ET	2	2	2	0	2
Foster Care Review	FC	1	1	1	1	-
Family Abuse - Prot Order	FP	1	3	3	2	1
Initial Foster Care	IF	5	5	5	5	-
Juv Support	JS	0	1	1	0	1
Permanency	PH	7	8	8	3	5
Petition	PT	6	15	15	7	8
Remand Custody	RC	28	28	28	27	1
Remand Visitation	RV	30	30	30	29	1
Show Cause	SC	3	6	6	0	6
Status	ST	1	1	1	0	1
Traffic	T	17	57	57	31	26
Truancy	TR	13	16	16	11	5
Juvenile Total		505	1,215	1,215	497	716
Chesapeake Totals		1,136	2,821	2,821	1,084	1,730



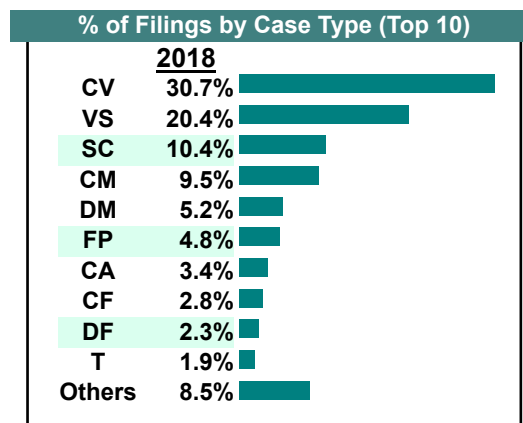
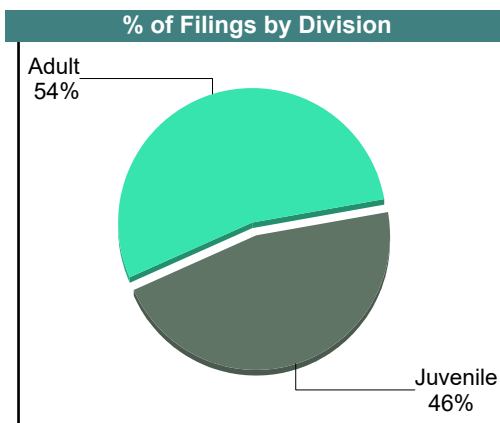

CASELOAD STATISTICS OF THE JUVENILE & DOMESTIC RELATIONS COURTS

Chesapeake

District: 1

March 2018

		<u>Filings</u>	<u>Hearings</u>	<u>Transactions</u>	<u>Concluded</u>	<u>Cont</u>
<u>Adult</u>						
Capias	CA	38	137	137	46	91
Felony	CF	31	142	142	53	89
Misdemeanor	CM	106	445	445	164	281
Family Abuse - Prot Order	FP	53	112	112	45	67
Motion - Prot Order	MP	5	8	8	7	1
Other	OT	1	1	1	1	-
Violation of PO	PV	4	4	4	4	-
Remand Support	RS	19	19	19	19	-
Show Cause	SC	115	317	317	120	196
Civil Support	VS	227	366	366	202	162
Adult Total		599	1,551	1,551	661	887
<u>Juvenile</u>						
Abuse or Neglect	AN	0	5	5	0	5
Non-Family Abuse Prot Order	AP	4	12	12	4	8
Capias	CA	0	2	2	1	1
Custody Relief	CR	1	2	2	1	1
Child in Need of Services	CS	1	1	1	0	1
Custody Visitation	CV	342	638	638	339	294
Felony	DF	26	191	191	29	162
Misdemeanor	DM	58	263	265	77	188
Entrustment	ET	1	1	1	1	-
Foster Care Review	FC	3	4	4	4	-
Family Abuse - Prot Order	FP	1	2	2	0	2
Permanency	PH	4	4	4	3	1
Petition	PT	4	6	6	5	1
Remand Custody	RC	16	16	16	16	-
Remand Visitation	RV	16	16	16	16	-
Show Cause	SC	1	2	2	1	1
Status	ST	0	4	4	3	1
Traffic	T	21	66	76	59	17
Term Parental Rights	TP	0	1	1	1	-
Truancy	TR	15	16	16	12	4
Voluntary Continuing Services Agreement	VA	1	1	1	1	-
Juvenile Total		515	1,253	1,265	573	687
Chesapeake Totals		1,114	2,804	2,816	1,234	1,574



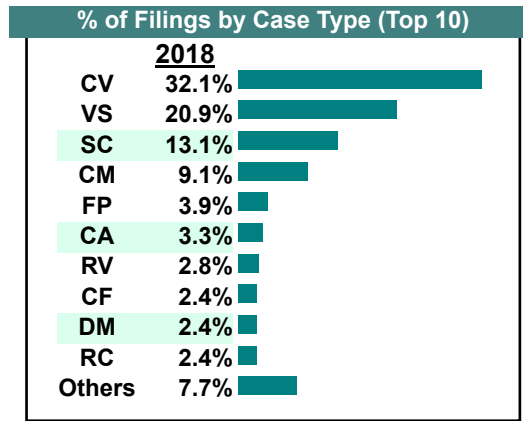
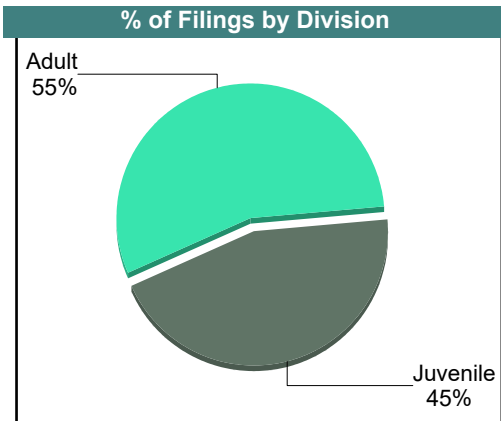
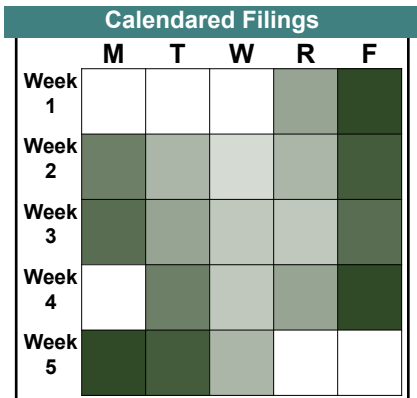
CASELOAD STATISTICS OF THE JUVENILE & DOMESTIC RELATIONS COURTS

Chesapeake

District: 1

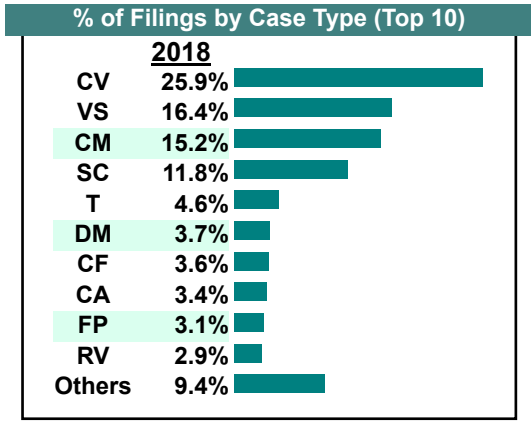
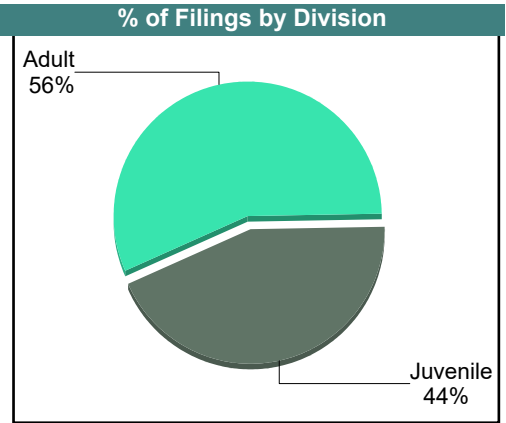

February 2018

		<u>Filings</u>	<u>Hearings</u>	<u>Transactions</u>	<u>Concluded</u>	<u>Cont</u>
<u>Adult</u>						
Capias	CA	38	155	155	53	102
Felony	CF	28	131	131	52	79
Misdemeanor	CM	106	391	391	156	235
Crim Support	CS	0	1	1	1	-
Family Abuse - Prot Order	FP	45	111	111	52	59
Motion - Prot Order	MP	5	10	10	4	6
Remand Support	RS	25	25	25	25	-
Show Cause	SC	152	394	394	142	251
SL/Other	SL	1	2	2	2	-
Civil Support	VS	243	434	434	241	193
Adult Total		643	1,654	1,654	728	925
<u>Juvenile</u>						
Abuse or Neglect	AN	5	9	9	0	9
Non-Family Abuse Prot Order	AP	5	11	11	6	5
Custody Relief	CR	1	2	2	1	1
Custody Visitation	CV	373	732	732	356	376
Felony	DF	14	157	157	47	110
Misdemeanor	DM	28	207	207	60	147
Emancipation	EP	0	1	1	1	-
Entrustment	ET	0	2	2	0	2
Foster Care Review	FC	2	7	7	6	1
Family Abuse - Prot Order	FP	0	1	1	1	-
Juv Support	JS	0	1	1	0	1
Permanency	PH	9	12	12	12	-
Petition	PT	6	11	11	8	3
Remand Custody	RC	28	28	28	28	-
Remand Visitation	RV	32	32	32	32	-
Show Cause	SC	0	6	6	4	2
Status	ST	0	5	5	3	2
Traffic	T	14	33	34	20	14
Truancy	TR	2	2	2	2	-
Juvenile Total		519	1,259	1,260	587	673
Chesapeake Totals		1,162	2,913	2,914	1,315	1,598



		Filings	Hearings	Transactions	Concluded	Cont
Adult						
Non-Family Abuse Prot Order	AP	0	4	4	2	2
Capias	CA	40	152	152	59	93
Felony	CF	42	201	201	46	155
Misdemeanor	CM	179	458	458	70	388
Crim Support	CS	1	1	1	0	1
Family Abuse - Prot Order	FP	36	86	86	20	66
Motion - Prot Order	MP	4	6	6	4	2
Violation of PO	PV	1	1	1	1	-
Remand Support	RS	33	33	33	33	-
Show Cause	SC	134	353	353	94	259
SL/Other	SL	1	2	2	1	1
Civil Support	VS	193	345	345	145	199
Adult Total		664	1,642	1,642	475	1,166

		Filings	Hearings	Transactions	Concluded	Cont
Juvenile						
Abuse or Neglect	AN	0	5	5	5	-
Non-Family Abuse Prot Order	AP	3	11	11	2	9
Custody Relief	CR	0	1	1	0	1
Custody Visitation	CV	304	597	597	249	346
Felony	DF	15	173	173	21	152
Misdemeanor	DM	44	178	178	36	142
Emancipation	EP	1	1	1	0	1
Foster Care Review	FC	6	6	6	1	5
Family Abuse - Prot Order	FP	0	1	1	0	1
Permanency	PH	2	2	2	2	-
Petition	PT	8	12	12	3	9
Remand Custody	RC	31	31	31	31	-
Remand Visitation	RV	34	34	34	34	-
Show Cause	SC	5	6	6	1	5
Status	ST	0	3	3	1	2
Traffic	T	54	67	70	19	51
Truancy	TR	5	5	5	4	1
Juvenile Total		512	1,133	1,136	409	725
Chesapeake Totals		1,176	2,775	2,778	884	1,891



Filings by Court & Division

		<u>Chesapeake</u>	
A	Civil Support	1,896	14.0%
	Adult Misdemeanor	1,651	12.2%
	Show Cause	1,289	9.5%
	Remand Support	592	4.4%
	Family Abuse - Prot Order	551	4.1%
	Capias	474	3.5%
	Adult Felony	433	3.2%
	Motion - Prot Order	52	0.4%
	Non-Family Abuse Prot Order	31	0.2%
	Violation of PO	20	0.1%
	SL/Other	5	0.0%
	Other	4	0.0%
	Protective Order	3	0.0%
	Criminal Support	2	0.0%
	Violation Fam Abuse PO	1	0.0%
Total		7,004	52%
J	Custody Visitation	3,653	26.9%
	Delinquency	840	6.2%
	Remand Visitation	597	4.4%
	Remand Custody	572	4.2%
	Traffic	408	3.0%
	Truancy	100	0.7%
	Non-Family Abuse Prot Order	68	0.5%
	Permanency	65	0.5%
	Paternity	64	0.5%
	Abuse or Neglect	57	0.4%
	Show Cause	44	0.3%
	Foster Care Review	38	0.3%
	Status Offense/Other	17	0.1%
	Initial Foster Care	13	0.1%
	Entrustment	10	0.1%
	Family Abuse - Prot Order	7	0.1%
	Child in Need of Services	6	0.0%
	Term Parental Rights	6	0.0%
	Custody Relief	3	0.0%
	Motion - Prot Order	3	0.0%
	Voluntary Continuing Services Agre	3	0.0%
	Capias	2	0.0%
	Emancipation	2	0.0%
	Juv Support	1	0.0%
	Total		6,579
Total		13,583	100%

CASELOAD STATISTICS OF THE JUVENILE & DOMESTIC RELATIONS COURTS

Virginia Beach

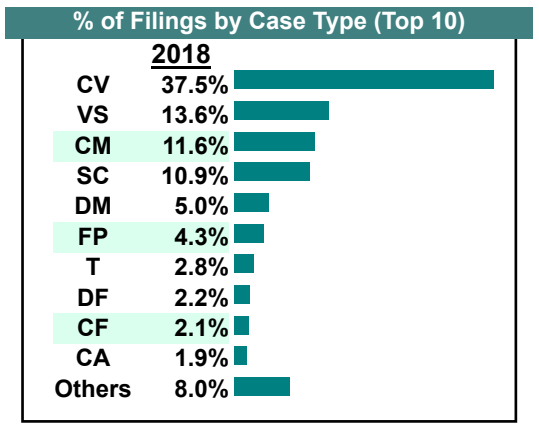
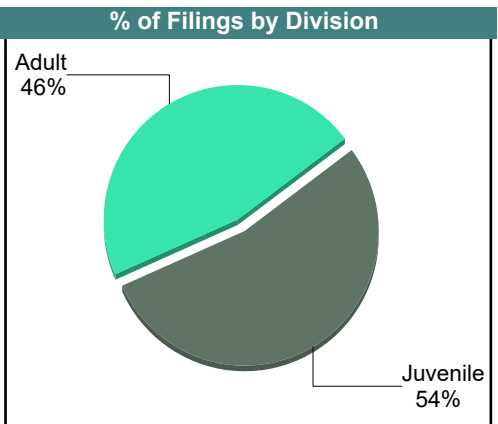
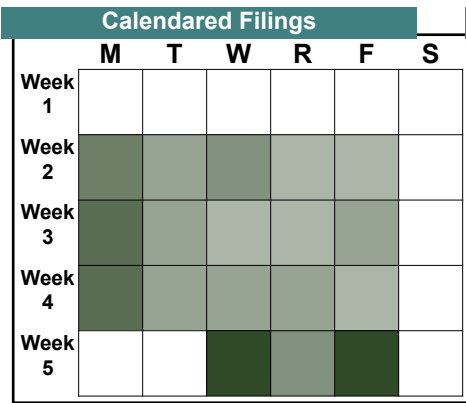
District: 2

December 2018

		<u>Filings</u>	<u>Hearings</u>	<u>Transactions</u>	<u>Concluded</u>	<u>Cont</u>
Adult						
Bond Forfeiture	BF	0	5	5	5	-
Capias	CA	30	130	130	61	69
Felony	CF	33	136	136	35	101
Misdemeanor	CM	185	549	549	185	364
Family Abuse - Prot Order	FP	65	153	153	74	79
Motion - Prot Order	MP	13	15	15	12	3
Other	OT	16	23	23	18	5
Protective Order	PC	2	2	2	1	1
Violation of PO	PV	2	2	2	2	-
Remand Support	RS	2	2	2	2	-
Show Cause	SC	170	449	449	186	263
SL/Other	SL	1	1	1	1	-
Civil Support	VS	216	399	399	224	175
Adult Total		735	1,866	1,866	806	1,060

Juvenile						
Abuse or Neglect	AN	14	72	72	20	52
Non-Family Abuse Prot Order	AP	2	6	6	3	3
Capias	CA	0	3	3	2	1
Custody Relief	CR	1	4	4	3	1
Custody Visitation	CV	596	1,199	1,199	667	532
Felony	DF	35	256	256	41	215
Misdemeanor	DM	80	307	307	103	204
Entrustment	ET	2	2	2	2	-
Foster Care Review	FC	9	9	9	9	-
Family Abuse - Prot Order	FP	3	7	7	2	5
Initial Foster Care	IF	3	3	3	3	-
Motion - Prot Order	MP	17	19	19	16	3
Permanency	PH	13	13	13	13	-
Petition	PT	4	8	8	7	1
Show Cause	SC	3	28	28	8	20
Status	ST	23	47	47	24	23
Traffic	T	45	67	72	43	29
Term Parental Rights	TP	0	7	7	2	5
Truancy	TR	0	1	1	0	1
Voluntary Continuing Services Agreement	VA	3	3	3	3	-
Juvenile Total		853	2,061	2,066	971	1,095

Virginia Beach Totals		1,588	3,927	3,932	1,777	2,155
------------------------------	--	--------------	--------------	--------------	--------------	--------------



CASELOAD STATISTICS OF THE JUVENILE & DOMESTIC RELATIONS COURTS

Virginia Beach

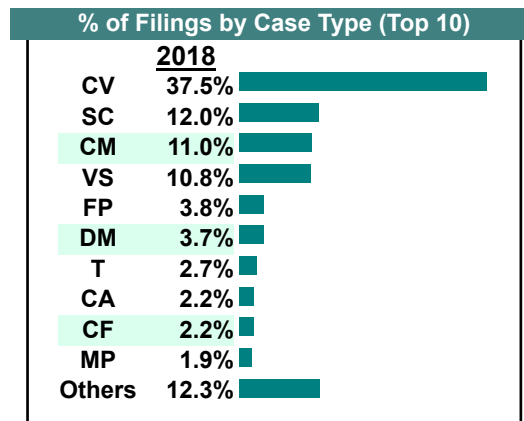
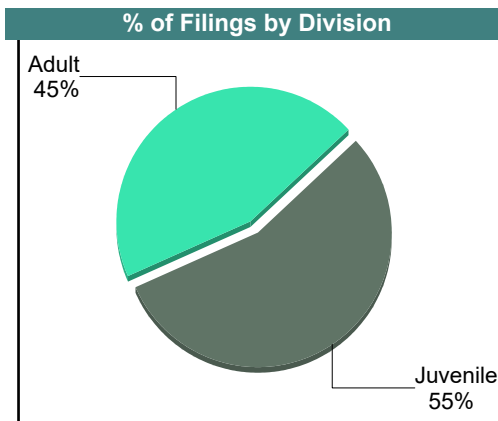

District: 2

November 2018

		<u>Filings</u>	<u>Hearings</u>	<u>Transactions</u>	<u>Concluded</u>	<u>Cont</u>
Adult						
Non-Family Abuse Prot Order	AP	1	2	2	2	-
Bond Forfeiture	BF	3	3	3	2	1
Capias	CA	44	167	167	68	99
Felony	CF	45	194	194	38	156
Misdemeanor	CM	222	741	741	236	505
Crim Support	CS	1	1	1	0	1
Family Abuse - Prot Order	FP	75	168	168	68	100
Motion - Prot Order	MP	13	19	19	12	7
Other	OT	25	30	30	21	9
Protective Order	PC	1	1	1	1	-
Violation Fam Abuse PO	PS	4	4	4	4	-
Violation of PO	PV	2	2	2	2	-
Remand Support	RS	21	22	22	21	1
Show Cause	SC	225	496	496	238	258
SL/Other	SL	3	3	3	3	-
Civil Support	VS	218	457	457	266	191
Adult Total		903	2,310	2,310	982	1,328

Juvenile						
Abuse or Neglect	AN	19	70	70	17	53
Non-Family Abuse Prot Order	AP	0	6	6	3	3
Capias	CA	1	3	3	0	3
Custody Relief	CR	2	2	2	0	2
Child in Need of Services	CS	0	2	2	0	2
Custody Visitation	CV	759	1,300	1,300	713	587
Felony	DF	35	256	256	25	231
Misdemeanor	DM	75	356	356	76	280
Entrustment	ET	1	1	1	1	-
Foster Care Review	FC	19	20	20	20	-
Family Abuse - Prot Order	FP	1	1	1	0	1
Initial Foster Care	IF	2	2	2	2	-
Motion - Prot Order	MP	25	31	31	27	4
Permanency	PH	9	13	13	9	4
Petition	PT	13	19	19	11	8
Remand Custody	RC	34	34	34	34	-
Remand Visitation	RV	36	36	36	36	-
Show Cause	SC	18	24	24	6	18
Status	ST	16	40	41	20	21
Traffic	T	55	79	88	42	46
Term Parental Rights	TP	1	6	6	4	2
Juvenile Total		1,121	2,301	2,311	1,046	1,265

Virginia Beach Totals		2,024	4,611	4,621	2,028	2,593
------------------------------	--	--------------	--------------	--------------	--------------	--------------



CASELOAD STATISTICS OF THE JUVENILE & DOMESTIC RELATIONS COURTS

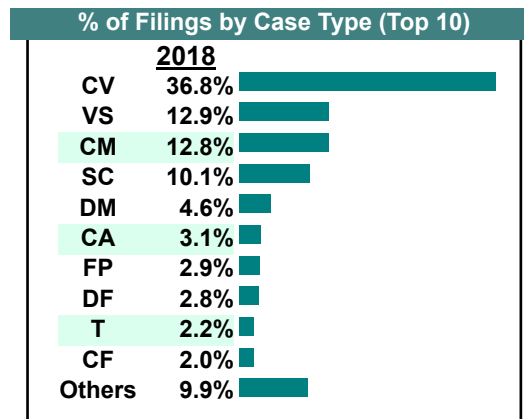
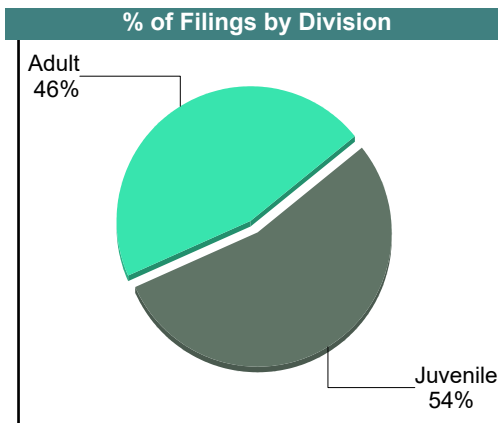

Virginia Beach

District: 2

October 2018

		<u>Filings</u>	<u>Hearings</u>	<u>Transactions</u>	<u>Concluded</u>	<u>Cont</u>
<u>Adult</u>						
Non-Family Abuse Prot Order	AP	2	5	5	4	1
Bond Forfeiture	BF	0	1	1	0	1
Capias	CA	63	233	233	88	145
Felony	CF	43	225	229	42	187
Misdemeanor	CM	273	857	857	252	605
Family Abuse - Prot Order	FP	62	192	192	75	117
Motion - Prot Order	MP	10	20	20	14	6
Other	OT	23	33	33	26	7
Violation of PO	PV	2	2	2	2	-
Remand Support	RS	11	15	15	14	1
Show Cause	SC	211	601	601	247	354
SL/Other	SL	1	1	1	0	1
Civil Support	VS	274	604	604	307	297
Adult Total		975	2,789	2,793	1,071	1,722

<u>Juvenile</u>						
Abuse or Neglect	AN	38	130	130	28	102
Non-Family Abuse Prot Order	AP	4	12	12	5	7
Capias	CA	3	9	9	4	5
Custody Relief	CR	0	2	2	2	-
Child in Need of Services	CS	0	1	1	1	-
Custody Visitation	CV	785	1,625	1,625	796	829
Felony	DF	59	258	258	43	215
Misdemeanor	DM	97	386	386	102	284
Emancipation	EP	2	2	2	1	1
Foster Care Review	FC	16	19	19	18	1
Initial Foster Care	IF	6	8	8	8	-
Motion - Prot Order	MP	14	15	15	15	-
Permanency	PH	21	22	22	22	-
Petition	PT	9	21	21	12	9
Remand Custody	RC	14	14	14	14	-
Remand Visitation	RV	14	14	14	14	-
Show Cause	SC	4	26	26	11	15
Status	ST	12	47	47	20	27
Traffic	T	46	89	101	54	47
Term Parental Rights	TP	10	19	19	2	17
Truancy	TR	0	4	4	1	3
Voluntary Continuing Services Agreement	VA	2	2	2	2	-
Juvenile Total		1,156	2,725	2,737	1,175	1,562
Virginia Beach Totals		2,131	5,514	5,530	2,246	3,284



CASELOAD STATISTICS OF THE JUVENILE & DOMESTIC RELATIONS COURTS

Virginia Beach

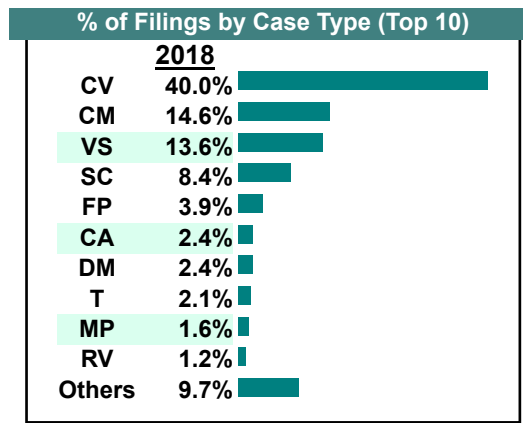
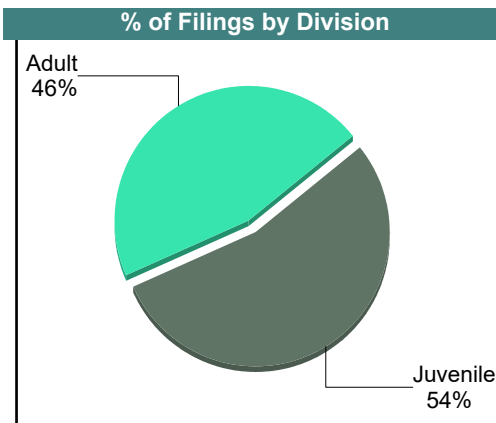
District: 2

September 2018

		<u>Filings</u>	<u>Hearings</u>	<u>Transactions</u>	<u>Concluded</u>	<u>Cont</u>
<u>Adult</u>						
Non-Family Abuse Prot Order	AP	5	10	10	5	5
Bond Forfeiture	BF	0	3	3	2	1
Capias	CA	43	216	216	67	149
Felony	CF	18	117	117	35	82
Misdemeanor	CM	279	714	714	188	526
Family Abuse - Prot Order	FP	74	180	180	57	123
Motion - Prot Order	MP	12	14	14	10	4
Other	OT	11	17	17	12	5
Violation of PO	PV	1	1	1	1	-
Remand Support	RS	18	20	20	18	2
Show Cause	SC	153	477	477	181	296
SL/Other	SL	1	3	3	2	1
Civil Support	VS	259	517	517	265	252
Adult Total		874	2,289	2,289	843	1,446

<u>Juvenile</u>						
Abuse or Neglect	AN	16	55	55	18	37
Non-Family Abuse Prot Order	AP	6	12	12	4	8
Capias	CA	2	8	8	3	5
Custody Relief	CR	3	5	5	1	4
Child in Need of Services	CS	2	4	4	3	1
Custody Visitation	CV	764	1,496	1,496	694	802
Felony	DF	22	226	226	53	173
Misdemeanor	DM	45	252	252	55	197
Foster Care Review	FC	5	6	6	3	3
Family Abuse - Prot Order	FP	1	1	1	1	-
Initial Foster Care	IF	20	20	20	18	2
Juv Support	JS	0	1	1	0	1
Motion - Prot Order	MP	19	26	26	24	2
Permanency	PH	12	14	14	8	6
Petition	PT	6	10	10	3	7
Remand Custody	RC	22	22	22	22	-
Remand Visitation	RV	23	23	23	23	-
Show Cause	SC	8	26	26	9	17
Status	ST	17	36	36	10	26
Traffic	T	40	52	59	30	29
Term Parental Rights	TP	0	7	7	4	3
Truancy	TR	0	1	1	0	1
Voluntary Continuing Services Agreement	VA	1	2	2	1	1
Juvenile Total		1,034	2,305	2,312	987	1,325
Virginia Beach Totals		1,908	4,594	4,601	1,830	2,771

Calendared Filings					
	M	T	W	R	F
Week 1					
Week 2					
Week 3					
Week 4					



CASELOAD STATISTICS OF THE JUVENILE & DOMESTIC RELATIONS COURTS

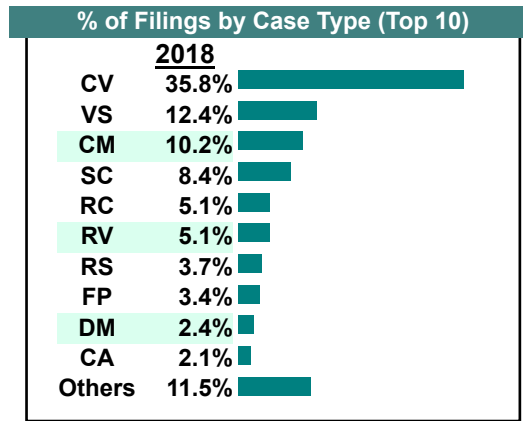
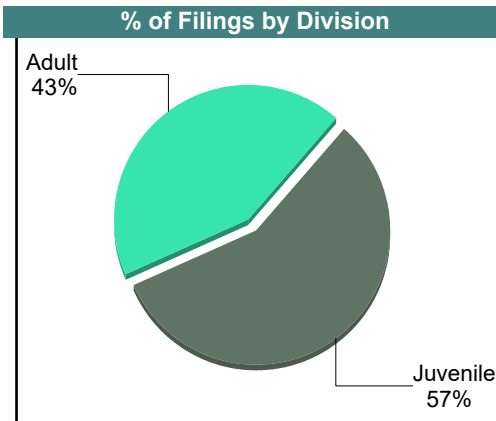
Virginia Beach

District: 2

August 2018

		<u>Filings</u>	<u>Hearings</u>	<u>Transactions</u>	<u>Concluded</u>	<u>Cont</u>
<u>Adult</u>						
Non-Family Abuse Prot Order	AP	2	3	3	2	1
Bond Forfeiture	BF	2	4	4	1	3
Capias	CA	47	203	203	69	134
Felony	CF	32	149	149	29	120
Misdemeanor	CM	247	689	689	203	486
Family Abuse - Prot Order	FP	82	203	203	95	108
Motion - Prot Order	MP	18	21	21	15	6
Other	OT	20	21	21	19	2
Protective Order	PC	1	1	1	1	-
Remand Support	RS	89	93	93	89	4
Show Cause	SC	198	542	542	263	279
SL/Other	SL	3	3	3	3	-
Civil Support	VS	299	571	571	303	268
Adult Total		1,040	2,503	2,503	1,092	1,411
<u>Juvenile</u>						
Abuse or Neglect	AN	12	93	93	28	65
Non-Family Abuse Prot Order	AP	5	11	11	3	8
Capias	CA	3	6	6	1	5
Custody Relief	CR	2	3	3	1	2
Child in Need of Services	CS	0	3	3	1	2
Custody Visitation	CV	865	1,601	1,601	856	745
Felony	DF	35	283	283	69	214
Misdemeanor	DM	58	307	309	80	228
Emancipation	EP	1	1	1	1	-
Entrustment	ET	3	3	3	3	-
Foster Care Review	FC	8	9	9	8	1
Family Abuse - Prot Order	FP	1	1	1	1	-
Initial Foster Care	IF	13	13	13	13	-
Juv Support	JS	1	1	1	1	-
Motion - Prot Order	MP	21	28	28	21	7
Permanency	PH	18	20	20	18	2
Petition	PT	7	22	22	11	11
Remand Custody	RC	122	122	122	122	-
Remand Visitation	RV	122	122	122	122	-
Show Cause	SC	4	20	20	5	15
Status	ST	22	47	47	19	28
Traffic	T	42	71	83	49	34
Term Parental Rights	TP	10	12	12	0	12
Truancy	TR	0	1	1	0	1
Juvenile Total		1,375	2,800	2,814	1,433	1,380
Virginia Beach Totals		2,415	5,303	5,317	2,525	2,791

Calendared Filings					
	M	T	W	R	F
Week 1					
Week 2					
Week 3					
Week 4					
Week 5					



CASELOAD STATISTICS OF THE JUVENILE & DOMESTIC RELATIONS COURTS

Virginia Beach

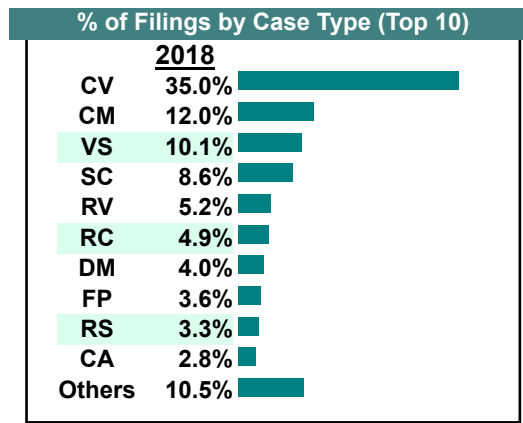
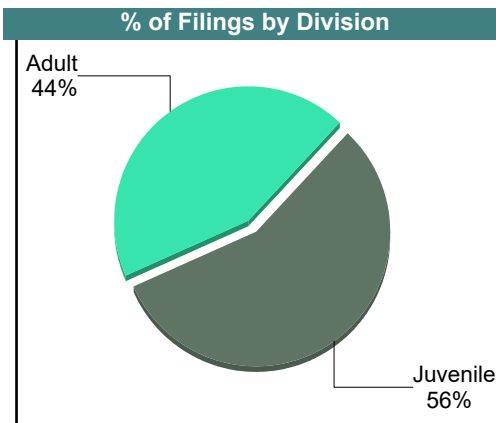

District: 2

July 2018

		<u>Filings</u>	<u>Hearings</u>	<u>Transactions</u>	<u>Concluded</u>	<u>Cont</u>
<u>Adult</u>						
Non-Family Abuse Prot Order	AP	1	4	4	2	2
Bond Forfeiture	BF	1	3	3	2	1
Capias	CA	66	237	237	92	145
Felony	CF	46	211	211	28	183
Misdemeanor	CM	290	753	753	164	589
Family Abuse - Prot Order	FP	86	172	172	67	105
Motion - Prot Order	MP	6	6	6	6	-
Other	OT	26	29	29	22	7
Violation Fam Abuse PO	PS	1	1	1	1	-
Violation of PO	PV	1	1	1	1	-
Remand Support	RS	80	85	85	82	3
Show Cause	SC	200	529	529	218	311
SL/Other	SL	2	2	2	2	-
Civil Support	VS	243	497	497	269	228
Adult Total		1,049	2,530	2,530	956	1,574

<u>Juvenile</u>						
Abuse or Neglect	AN	32	84	84	10	74
Non-Family Abuse Prot Order	AP	1	1	1	0	1
Capias	CA	1	7	7	4	3
Custody Relief	CR	4	5	5	5	-
Child in Need of Services	CS	2	4	4	1	3
Custody Visitation	CV	843	1,531	1,531	775	756
Felony	DF	32	290	290	45	245
Misdemeanor	DM	96	330	330	88	242
Emancipation	EP	1	1	1	1	-
Foster Care Review	FC	17	20	20	17	3
Family Abuse - Prot Order	FP	0	1	1	1	-
Initial Foster Care	IF	5	5	5	5	-
Motion - Prot Order	MP	5	9	9	8	1
Permanency	PH	8	9	9	8	1
Petition	PT	11	19	19	14	5
Remand Custody	RC	118	118	118	118	-
Remand Visitation	RV	126	126	126	126	-
Show Cause	SC	8	25	25	12	13
Status	ST	15	28	29	10	19
Traffic	T	33	62	66	39	27
Term Parental Rights	TP	0	4	4	0	4
Voluntary Continuing Services Agreement	VA	2	2	2	2	-
Juvenile Total		1,360	2,681	2,686	1,289	1,397

Virginia Beach Totals		2,409	5,211	5,216	2,245	2,971
------------------------------	--	--------------	--------------	--------------	--------------	--------------



CASELOAD STATISTICS OF THE JUVENILE & DOMESTIC RELATIONS COURTS

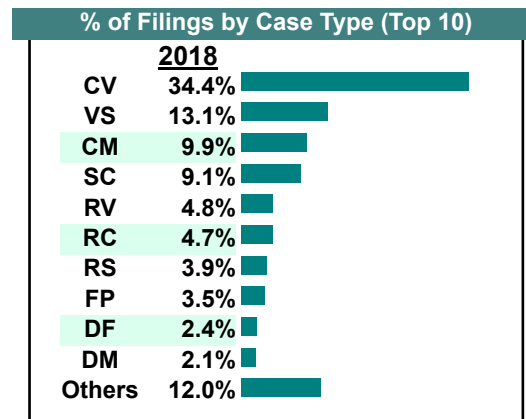
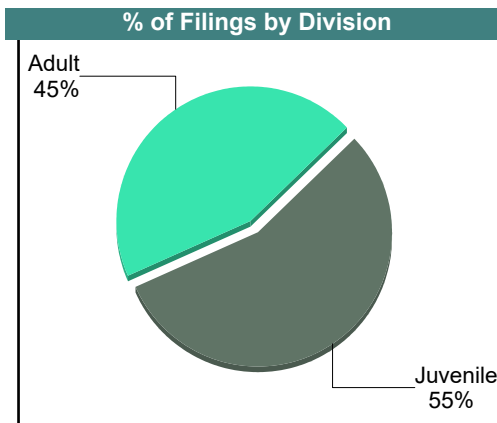
Virginia Beach

District: 2

June 2018

		<u>Filings</u>	<u>Hearings</u>	<u>Transactions</u>	<u>Concluded</u>	<u>Cont</u>
<u>Adult</u>						
Non-Family Abuse Prot Order	AP	4	9	9	3	6
Bond Forfeiture	BF	2	7	7	1	6
Capias	CA	46	217	217	82	135
Felony	CF	39	164	164	23	141
Misdemeanor	CM	249	694	694	239	455
Crim Support	CS	0	1	1	1	-
Family Abuse - Prot Order	FP	88	217	217	117	100
Motion - Prot Order	MP	11	13	13	12	1
Other	OT	29	36	36	34	2
Remand Support	RS	98	101	101	99	2
Show Cause	SC	225	579	579	281	298
SL/Other	SL	2	2	2	2	-
Civil Support	VS	330	605	605	305	300
Adult Total		1,123	2,645	2,645	1,199	1,446
<u>Juvenile</u>						
Abuse or Neglect	AN	25	91	91	15	76
Non-Family Abuse Prot Order	AP	0	3	3	3	-
Custody Relief	CR	1	2	2	0	2
Child in Need of Services	CS	0	1	1	0	1
Custody Visitation	CV	869	1,736	1,736	916	820
Felony	DF	61	323	323	74	249
Misdemeanor	DM	54	343	343	91	252
Emancipation	EP	1	1	1	1	-
Entrustment	ET	2	2	2	2	-
Foster Care Review	FC	14	14	14	14	-
Family Abuse - Prot Order	FP	1	1	1	0	1
Initial Foster Care	IF	6	6	6	6	-
Motion - Prot Order	MP	13	17	17	17	-
Permanency	PH	21	22	22	21	1
Petition	PT	8	16	16	5	11
Remand Custody	RC	119	119	119	119	-
Remand Visitation	RV	122	122	122	122	-
Show Cause	SC	4	17	17	5	12
Status	ST	29	50	50	29	21
Traffic	T	48	72	82	50	32
Term Parental Rights	TP	2	2	2	1	1
Truancy	TR	0	1	1	0	1
Juvenile Total		1,400	2,961	2,971	1,491	1,480
Virginia Beach Totals		2,523	5,606	5,616	2,690	2,926

Calendared Filings					
	M	T	W	R	F
Week 1					
Week 2					
Week 3					
Week 4					
Week 5					



CASELOAD STATISTICS OF THE JUVENILE & DOMESTIC RELATIONS COURTS

Virginia Beach

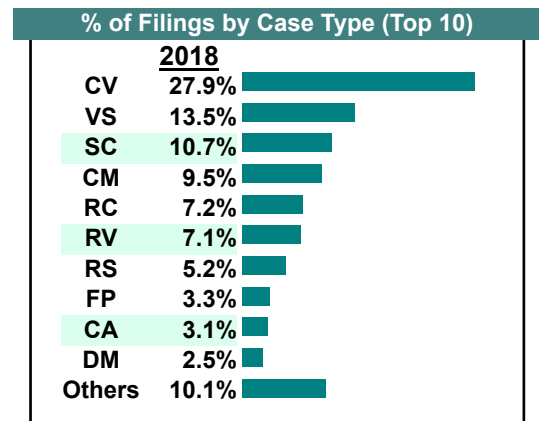
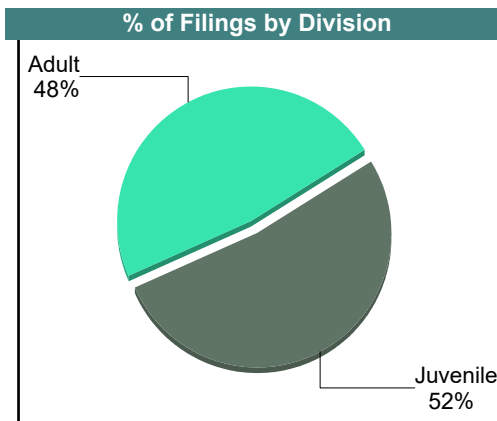
District: 2

May 2018

		<u>Filings</u>	<u>Hearings</u>	<u>Transactions</u>	<u>Concluded</u>	<u>Cont</u>
<u>Adult</u>						
Non-Family Abuse Prot Order	AP	1	3	3	2	1
Bond Forfeiture	BF	1	1	1	0	1
Capias	CA	77	257	257	76	181
Felony	CF	38	171	171	18	153
Misdemeanor	CM	243	760	760	226	534
Crim Support	CS	1	1	1	0	1
Family Abuse - Prot Order	FP	83	174	174	66	108
Motion - Prot Order	MP	12	14	14	10	4
Other	OT	13	16	16	11	5
Violation Fam Abuse PO	PS	2	2	2	2	-
Violation of PO	PV	1	1	1	1	-
Remand Support	RS	134	135	135	134	1
Show Cause	SC	266	630	630	263	367
SL/Other	SL	4	4	4	3	1
Civil Support	VS	344	602	602	318	284
Adult Total		1,220	2,771	2,771	1,130	1,641

<u>Juvenile</u>						
Abuse or Neglect	AN	17	59	59	8	51
Non-Family Abuse Prot Order	AP	7	14	14	5	9
Capias	CA	2	14	14	6	8
Custody Relief	CR	1	1	1	0	1
Child in Need of Services	CS	2	4	4	2	2
Custody Visitation	CV	712	1,457	1,457	705	752
Felony	DF	35	328	328	63	265
Misdemeanor	DM	63	372	372	78	294
Foster Care Review	FC	10	10	10	10	-
Initial Foster Care	IF	6	8	8	6	2
Juv Support	JS	0	3	3	2	1
Motion - Prot Order	MP	21	30	30	19	11
Permanency	PH	8	8	8	7	1
Violation Fam Abuse PO	PS	1	1	1	1	-
Petition	PT	11	16	16	6	10
Remand Custody	RC	184	184	184	184	-
Remand Visitation	RV	181	181	181	181	-
Show Cause	SC	7	20	20	8	12
Status	ST	15	41	41	17	24
Traffic	T	48	67	77	50	27
Truancy	TR	1	3	3	1	2
Voluntary Continuing Services Agreement	VA	1	1	1	1	-
Juvenile Total		1,333	2,822	2,832	1,360	1,472
Virginia Beach Totals		2,553	5,593	5,603	2,490	3,113

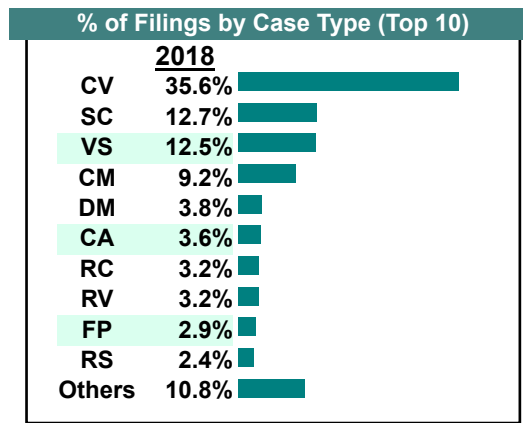
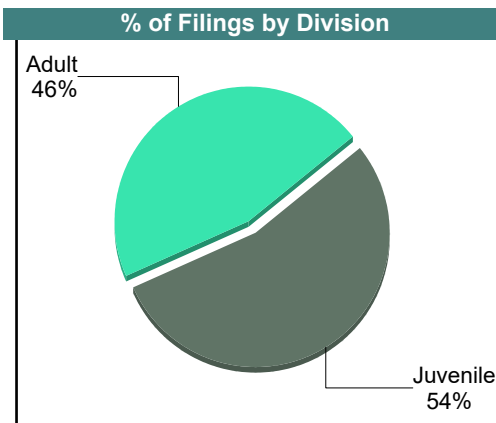
Calendared Filings					
	M	T	W	R	F
Week 1					
Week 2					
Week 3					
Week 4					
Week 5					



		<u>Filings</u>	<u>Hearings</u>	<u>Transactions</u>	<u>Concluded</u>	<u>Cont</u>
Adult						
Non-Family Abuse Prot Order	AP	4	8	8	2	6
Bond Forfeiture	BF	2	3	3	1	2
Capias	CA	80	247	247	113	134
Felony	CF	38	204	204	59	145
Misdemeanor	CM	219	674	674	218	456
Family Abuse - Prot Order	FP	68	161	161	66	95
Motion - Prot Order	MP	10	12	12	10	2
Other	OT	12	19	19	14	5
Protective Order	PC	2	2	2	2	-
Violation of PO	PV	3	3	3	3	-
Remand Support	RS	58	62	62	60	2
Show Cause	SC	294	601	601	287	314
SL/Other	SL	1	2	2	2	-
Civil Support	VS	297	564	564	305	259
Adult Total		1,088	2,562	2,562	1,142	1,420

Juvenile						
Abuse or Neglect	AN	12	65	65	29	36
Non-Family Abuse Prot Order	AP	4	8	8	3	5
Capias	CA	5	10	10	6	4
Custody Relief	CR	1	4	4	4	-
Child in Need of Services	CS	1	4	4	0	4
Custody Visitation	CV	846	1,609	1,609	794	815
Felony	DF	34	297	297	48	249
Misdemeanor	DM	90	389	390	50	340
Emancipation	EP	1	1	1	1	-
Entrustment	ET	2	2	2	2	-
Foster Care Review	FC	7	10	10	10	-
Initial Foster Care	IF	10	10	10	10	-
Motion - Prot Order	MP	28	32	32	25	7
Permanency	PH	14	14	14	14	-
Petition	PT	11	24	24	13	11
Remand Custody	RC	77	77	77	77	-
Remand Visitation	RV	77	77	77	77	-
Show Cause	SC	8	24	24	6	18
Status	ST	13	30	30	10	20
Traffic	T	37	65	70	30	40
Term Parental Rights	TP	3	6	6	3	3
Truancy	TR	4	8	8	4	4
Voluntary Continuing Services Agreement	VA	2	2	2	2	-
Juvenile Total		1,287	2,768	2,774	1,218	1,556
Virginia Beach Totals		2,375	5,330	5,336	2,360	2,976

	M	T	W	R	F
Week 1					
Week 2					
Week 3					
Week 4					
Week 5					



CASELOAD STATISTICS OF THE JUVENILE & DOMESTIC RELATIONS COURTS

Virginia Beach

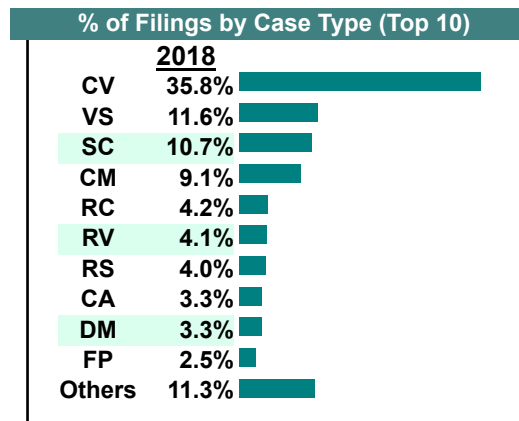
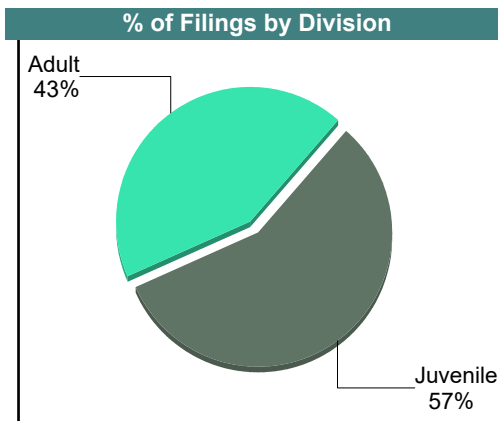
District: 2

March 2018

		<u>Filings</u>	<u>Hearings</u>	<u>Transactions</u>	<u>Concluded</u>	<u>Cont</u>
<u>Adult</u>						
Non-Family Abuse Prot Order	AP	3	6	6	3	3
Bond Forfeiture	BF	2	4	4	2	2
Capias	CA	82	299	299	119	180
Felony	CF	32	174	174	58	116
Misdemeanor	CM	235	708	708	260	448
Family Abuse - Prot Order	FP	64	151	151	61	90
Motion - Prot Order	MP	5	8	8	7	1
Other	OT	20	34	34	25	9
Protective Order	PC	1	1	1	1	-
Violation of PO	PV	4	4	4	4	-
Remand Support	RS	103	107	107	104	3
Show Cause	SC	261	619	619	296	323
SL/Other	SL	2	2	2	2	-
Civil Support	VS	300	598	598	306	292
Adult Total		1,114	2,715	2,715	1,248	1,467

<u>Juvenile</u>						
Abuse or Neglect	AN	23	91	91	32	59
Non-Family Abuse Prot Order	AP	2	4	4	2	2
Capias	CA	4	12	12	3	9
Custody Relief	CR	1	2	2	0	2
Child in Need of Services	CS	0	1	1	0	1
Custody Visitation	CV	924	1,676	1,676	850	826
Felony	DF	53	392	392	49	343
Misdemeanor	DM	86	402	402	88	314
Emancipation	EP	2	2	2	2	-
Foster Care Review	FC	15	17	17	14	3
Initial Foster Care	IF	13	13	13	13	-
Juv Support	JS	2	2	2	1	1
Motion - Prot Order	MP	15	22	22	14	8
Permanency	PH	16	17	17	17	-
Petition	PT	12	20	20	10	10
Remand Custody	RC	108	109	109	109	-
Remand Visitation	RV	107	109	109	109	-
Show Cause	SC	16	34	34	14	20
Status	ST	20	47	47	26	21
Traffic	T	44	84	93	50	43
Term Parental Rights	TP	0	6	6	2	4
Truancy	TR	1	3	3	2	1
Voluntary Continuing Services Agreement	VA	3	3	3	3	-
Juvenile Total		1,467	3,068	3,077	1,410	1,667
Virginia Beach Totals		2,581	5,783	5,792	2,658	3,134

Calendared Filings					
	M	T	W	R	F
Week 1					
Week 2					
Week 3					
Week 4					
Week 5					



CASELOAD STATISTICS OF THE JUVENILE & DOMESTIC RELATIONS COURTS

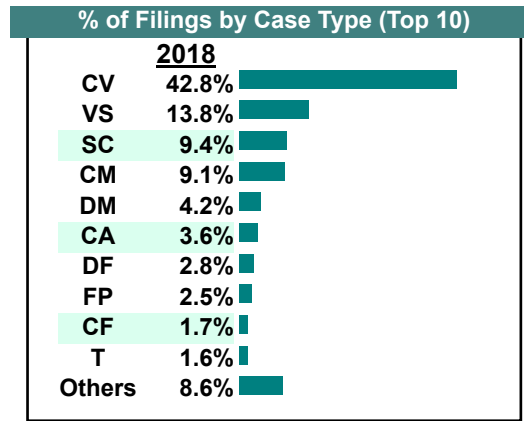
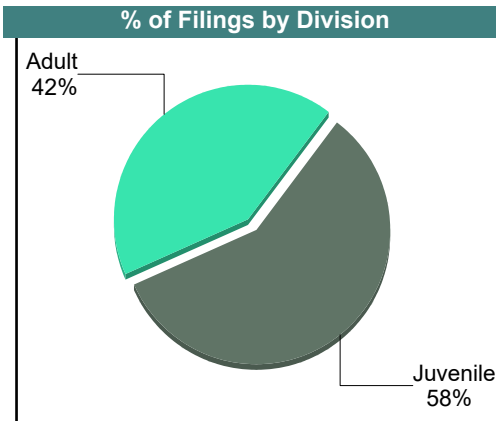

Virginia Beach

District: 2

February 2018

		Filings	Hearings	Transactions	Concluded	Cont
Adult						
Non-Family Abuse Prot Order	AP	1	3	3	2	1
Bond Forfeiture	BF	1	4	4	1	3
Capias	CA	68	211	211	73	138
Felony	CF	33	179	180	35	145
Misdemeanor	CM	176	690	690	229	461
Family Abuse - Prot Order	FP	48	117	117	51	66
Motion - Prot Order	MP	5	6	6	3	3
Other	OT	29	37	37	21	16
Violation of PO	PV	3	3	3	3	-
Remand Support	RS	5	7	7	6	1
Show Cause	SC	174	543	543	252	291
SL/Other	SL	2	2	2	2	-
Civil Support	VS	267	559	559	296	263
Adult Total		812	2,361	2,362	974	1,388

Juvenile						
Abuse or Neglect	AN	21	100	100	23	77
Non-Family Abuse Prot Order	AP	3	6	6	5	1
Capias	CA	2	7	7	2	5
Custody Relief	CR	1	1	1	0	1
Child in Need of Services	CS	0	1	1	0	1
Custody Visitation	CV	831	1,545	1,545	838	707
Felony	DF	54	329	329	61	268
Misdemeanor	DM	82	317	317	86	230
Foster Care Review	FC	9	9	9	8	1
Initial Foster Care	IF	5	5	5	5	-
Juv Support	JS	2	3	3	1	2
Motion - Prot Order	MP	26	26	26	25	1
Permanency	PH	10	10	10	10	-
Petition	PT	8	16	16	10	6
Remand Custody	RC	8	8	8	8	-
Remand Visitation	RV	8	8	8	8	-
Show Cause	SC	8	16	16	6	10
Status	ST	10	35	35	15	20
Traffic	T	32	94	99	67	32
Term Parental Rights	TP	7	10	10	10	-
Truancy	TR	0	1	1	1	-
Voluntary Continuing Services Agreement	VA	2	2	2	2	-
Juvenile Total		1,129	2,549	2,554	1,191	1,362
Virginia Beach Totals		1,941	4,910	4,916	2,165	2,750



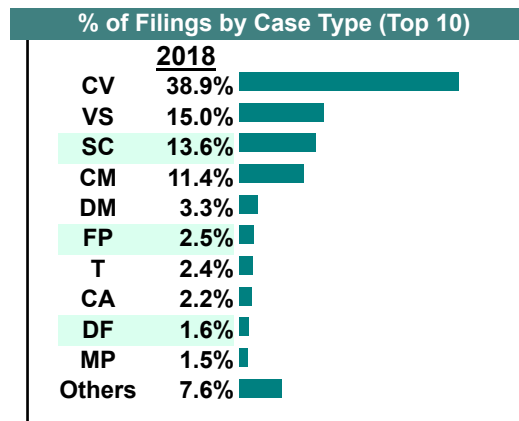
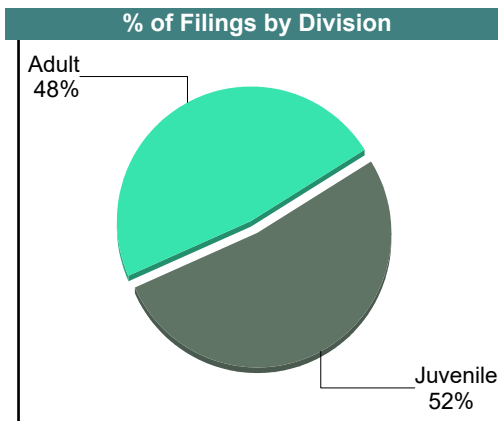

CASELOAD STATISTICS OF THE JUVENILE & DOMESTIC RELATIONS COURTS

Virginia Beach

District: 2

January 2018

		<u>Filings</u>	<u>Hearings</u>	<u>Transactions</u>	<u>Concluded</u>	<u>Cont</u>
<u>Adult</u>						
Non-Family Abuse Prot Order	AP	1	2	2	0	2
Bond Forfeiture	BF	3	6	6	3	3
Capias	CA	45	249	249	77	172
Felony	CF	20	187	187	28	159
Misdemeanor	CM	247	741	741	189	552
Family Abuse - Prot Order	FP	54	146	146	44	102
Motion - Prot Order	MP	6	10	10	5	5
Other	OT	26	41	41	33	8
Violation of PO	PV	3	3	3	3	-
Remand Support	RS	14	19	19	11	8
Show Cause	SC	286	703	703	273	430
SL/Other	SL	0	1	1	0	1
Civil Support	VS	325	616	616	251	365
Adult Total		1,030	2,724	2,724	917	1,807
<u>Juvenile</u>						
Abuse or Neglect	AN	25	90	90	19	71
Non-Family Abuse Prot Order	AP	2	2	2	0	2
Capias	CA	3	9	9	2	7
Custody Relief	CR	0	1	1	0	1
Child in Need of Services	CS	1	1	1	0	1
Custody Visitation	CV	840	1,650	1,650	715	935
Felony	DF	35	354	354	44	310
Misdemeanor	DM	71	375	375	68	307
Emancipation	EP	2	2	2	2	-
Entrustment	ET	1	1	1	1	-
Foster Care Review	FC	10	10	10	9	1
Initial Foster Care	IF	3	5	5	3	2
Juv Support	JS	0	1	1	1	-
Motion - Prot Order	MP	27	31	31	24	7
Permanency	PH	8	8	8	7	1
Petition	PT	8	22	22	8	14
Remand Custody	RC	11	11	11	11	-
Remand Visitation	RV	11	11	11	11	-
Show Cause	SC	7	22	22	7	15
Status	ST	9	39	39	13	26
Traffic	T	52	93	96	40	56
Term Parental Rights	TP	3	14	14	5	9
Truancy	TR	0	2	2	0	2
Voluntary Continuing Services Agreement	VA	3	3	3	3	-
Juvenile Total		1,132	2,757	2,760	993	1,767
Virginia Beach Totals		2,162	5,481	5,484	1,910	3,574



Filings by Court & Division

<u>Virginia Beach</u>			
A	Civil Support	3,372	12.7%
	Adult Misdemeanor	2,865	10.8%
	Show Cause	2,663	10.0%
	Family Abuse - Prot Order	849	3.2%
	Capias	691	2.6%
	Remand Support	633	2.4%
	Adult Felony	417	1.6%
	Other	250	0.9%
	Motion - Prot Order	121	0.5%
	Non-Family Abuse Prot Order	25	0.1%
	SL/Other	22	0.1%
	Violation of PO	22	0.1%
	Bond Forfeiture	17	0.1%
	Protective Order	7	0.0%
	Violation Fam Abuse PO	7	0.0%
	Criminal Support	2	0.0%
	Total	11,963	45%
J	Custody Visitation	9,634	36.2%
	Delinquency	1,387	5.2%
	Remand Visitation	827	3.1%
	Remand Custody	817	3.1%
	Traffic	522	2.0%
	Abuse or Neglect	254	1.0%
	Motion - Prot Order	231	0.9%
	Status Offense/Other	201	0.8%
	Permanency	158	0.6%
	Foster Care Review	139	0.5%
	Paternity	108	0.4%
	Show Cause	95	0.4%
	Initial Foster Care	92	0.3%
	Non-Family Abuse Prot Order	36	0.1%
	Term Parental Rights	36	0.1%
	Capias	26	0.1%
	Voluntary Continuing Services Agre	19	0.1%
	Custody Relief	17	0.1%
	Entrustment	11	0.0%
	Emancipation	10	0.0%
	Child in Need of Services	8	0.0%
	Family Abuse - Prot Order	7	0.0%
	Truancy	6	0.0%
	Juv Support	5	0.0%
	Violation Fam Abuse PO	1	0.0%
	Total	14,647	55%
Total		26,610	100%

CASELOAD STATISTICS OF THE JUVENILE & DOMESTIC RELATIONS COURTS

Portsmouth

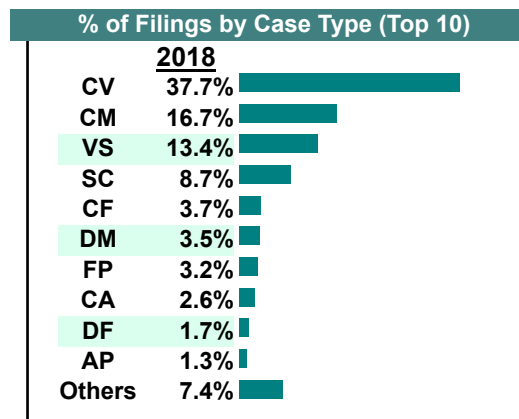
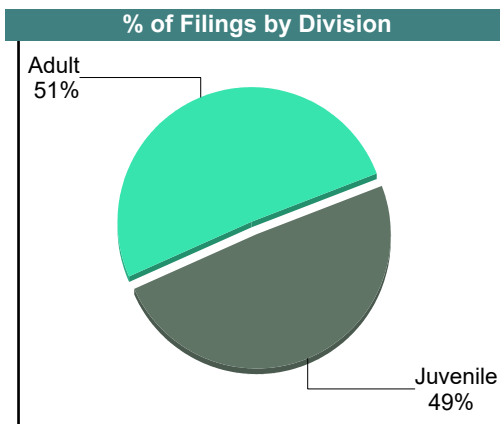
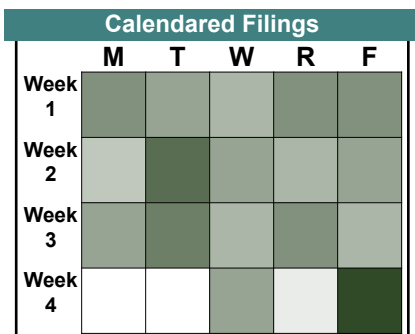
District: 3

December 2018

		<u>Filings</u>	<u>Hearings</u>	<u>Transactions</u>	<u>Concluded</u>	<u>Cont</u>
<u>Adult</u>						
Non-Family Abuse Prot Order	AP	2	3	3	1	2
Capias	CA	14	54	54	18	36
Felony	CF	20	49	49	16	33
Misdemeanor	CM	90	238	238	106	132
Family Abuse - Prot Order	FP	17	43	43	23	20
Motion - Prot Order	MP	3	3	3	3	-
Other	OT	1	2	2	2	-
Protective Order	PC	1	1	1	1	-
Remand Support	RS	2	2	2	2	-
Show Cause	SC	47	128	128	42	86
SL/Other	SL	5	5	5	4	1
Civil Support	VS	72	138	138	72	66
Adult Total		274	666	666	290	376

<u>Juvenile</u>						
Abuse or Neglect	AN	0	2	2	0	2
Non-Family Abuse Prot Order	AP	5	9	9	6	3
Capias	CA	0	1	1	1	-
Child in Need of Services	CS	0	1	1	0	1
Custody Visitation	CV	203	391	391	146	245
Felony	DF	9	75	75	19	56
Misdemeanor	DM	19	61	61	15	46
Permanency	PH	2	5	5	5	-
Petition	PT	3	11	11	2	9
Remand Custody	RC	7	7	7	7	-
Remand Visitation	RV	5	5	5	5	-
Show Cause	SC	0	4	4	2	2
Status	ST	6	7	7	4	3
Traffic	T	4	4	5	2	3
Term Parental Rights	TP	0	6	6	6	-
Voluntary Continuing Services Agreement	VA	1	1	1	1	-
Juvenile Total		264	590	591	221	370

Portsmouth Totals		538	1,256	1,257	511	746
--------------------------	--	------------	--------------	--------------	------------	------------



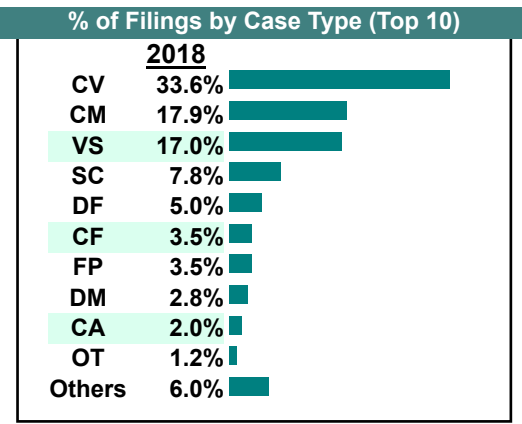
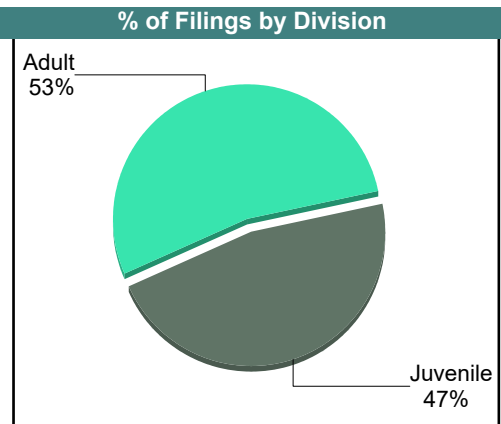

CASELOAD STATISTICS OF THE JUVENILE & DOMESTIC RELATIONS COURTS

Portsmouth

District: 3

November 2018

		<u>Filings</u>	<u>Hearings</u>	<u>Transactions</u>	<u>Concluded</u>	<u>Cont</u>
Adult						
Non-Family Abuse Prot Order	AP	2	6	6	3	3
Capias	CA	11	61	61	29	32
Felony	CF	21	42	42	6	36
Misdemeanor	CM	108	255	255	99	156
Family Abuse - Prot Order	FP	21	52	52	20	32
Motion - Prot Order	MP	2	3	3	3	-
Other	OT	7	8	8	6	2
Protective Order	PC	1	1	1	1	-
Remand Support	RS	3	3	3	3	-
Show Cause	SC	43	165	165	80	85
Civil Support	VS	103	164	164	78	86
Adult Total		322	760	760	328	432
Juvenile						
Abuse or Neglect	AN	0	1	1	0	1
Non-Family Abuse Prot Order	AP	1	4	4	1	3
Capias	CA	1	2	2	0	2
Custody Visitation	CV	203	394	394	167	227
Felony	DF	30	133	133	19	114
Misdemeanor	DM	17	97	97	33	64
Foster Care Review	FC	5	5	5	5	-
Permanency	PH	5	8	8	5	3
Petition	PT	2	4	4	1	3
Remand Custody	RC	5	5	5	5	-
Remand Visitation	RV	3	3	3	3	-
Show Cause	SC	4	10	10	5	5
Status	ST	4	10	10	6	4
Traffic	T	2	5	5	3	2
Term Parental Rights	TP	0	6	6	0	6
Voluntary Continuing Services Agreement	VA	1	1	1	0	1
Juvenile Total		283	688	688	253	435
Portsmouth Totals		605	1,448	1,448	581	867



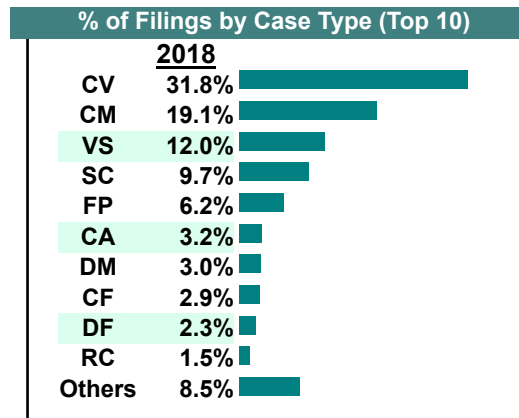
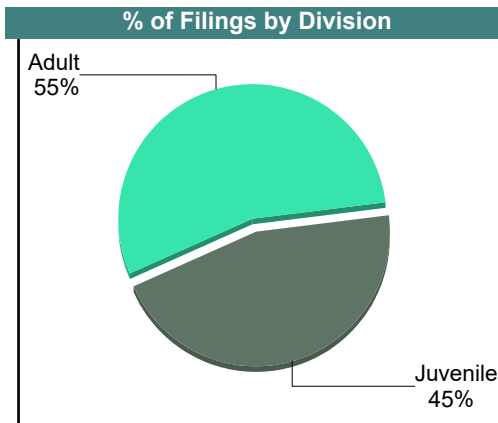

CASELOAD STATISTICS OF THE JUVENILE & DOMESTIC RELATIONS COURTS

October 2018

Portsmouth

District: 3

		Filings	Hearings	Transactions	Concluded	Cont
Adult						
Non-Family Abuse Prot Order	AP	4	7	7	3	4
Capias	CA	21	126	126	67	59
Felony	CF	19	73	73	16	57
Misdemeanor	CM	126	313	313	102	211
Family Abuse - Prot Order	FP	40	93	93	36	57
Motion - Prot Order	MP	2	3	3	2	1
Other	OT	1	1	1	0	1
Remand Support	RS	7	7	7	7	-
Show Cause	SC	62	209	209	90	119
SL/Other	SL	0	1	1	1	-
Civil Support	VS	79	193	193	114	79
Adult Total		361	1,026	1,026	438	588
Juvenile						
Abuse or Neglect	AN	1	1	1	0	1
Non-Family Abuse Prot Order	AP	2	3	3	1	2
Child in Need of Services	CS	0	2	2	2	-
Custody Visitation	CV	210	491	491	270	221
Felony	DF	15	72	72	7	65
Misdemeanor	DM	20	86	86	14	72
Foster Care Review	FC	8	8	8	8	-
Family Abuse - Prot Order	FP	1	1	1	1	-
Initial Foster Care	IF	1	1	1	1	-
Juv Support	JS	0	1	1	0	1
Permanency	PH	1	5	5	1	4
Petition	PT	7	15	15	10	5
Remand Custody	RC	10	10	10	10	-
Remand Visitation	RV	7	7	7	7	-
Show Cause	SC	2	4	4	1	3
Status	ST	6	9	9	6	3
Traffic	T	6	9	10	4	6
Term Parental Rights	TP	2	8	8	0	8
Voluntary Continuing Services Agreement	VA	1	2	2	2	-
Juvenile Total		300	735	736	345	391
Portsmouth Totals		661	1,761	1,762	783	979



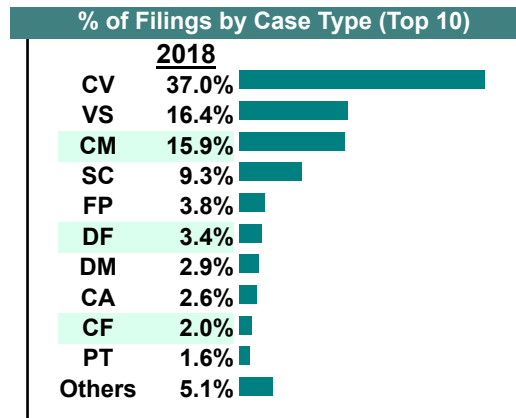
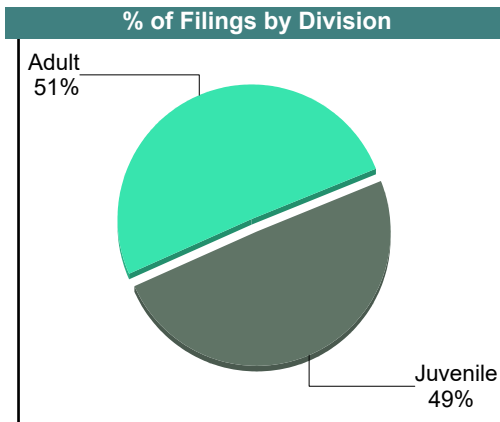
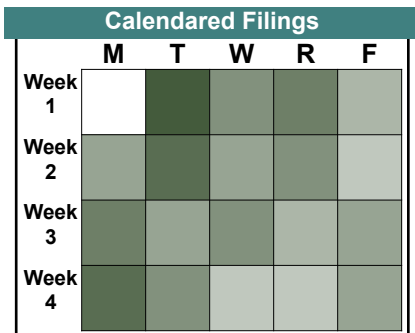
CASELOAD STATISTICS OF THE JUVENILE & DOMESTIC RELATIONS COURTS

September 2018

Portsmouth

District: 3

		<u>Filings</u>	<u>Hearings</u>	<u>Transactions</u>	<u>Concluded</u>	<u>Cont</u>
<u>Adult</u>						
Non-Family Abuse Prot Order	AP	1	2	2	1	1
Capias	CA	16	122	122	31	91
Felony	CF	12	36	36	12	24
Misdemeanor	CM	97	222	222	70	152
Family Abuse - Prot Order	FP	23	52	52	16	36
Motion - Prot Order	MP	2	2	2	1	1
Protective Order	PC	1	1	1	1	-
Show Cause	SC	55	196	196	58	138
SL/Other	SL	2	2	2	2	-
Civil Support	VS	100	185	185	81	104
Adult Total		309	820	820	273	547
<u>Juvenile</u>						
Abuse or Neglect	AN	1	3	3	1	2
Non-Family Abuse Prot Order	AP	1	1	1	0	1
Child in Need of Services	CS	0	7	7	4	3
Custody Visitation	CV	226	442	442	165	277
Felony	DF	21	68	68	6	62
Misdemeanor	DM	18	55	55	13	42
Foster Care Review	FC	3	3	3	3	-
Family Abuse - Prot Order	FP	0	1	1	1	-
Initial Foster Care	IF	2	2	2	2	-
Juv Support	JS	0	1	1	0	1
Permanency	PH	5	5	5	1	4
Petition	PT	10	12	12	1	11
Show Cause	SC	2	9	9	2	7
Status	ST	3	11	11	5	6
Traffic	T	3	3	3	0	3
Term Parental Rights	TP	6	8	8	2	6
Voluntary Continuing Services Agreement	VA	1	1	1	0	1
Juvenile Total		302	632	632	206	426
Portsmouth Totals		611	1,452	1,452	479	973



CASELOAD STATISTICS OF THE JUVENILE & DOMESTIC RELATIONS COURTS

Portsmouth

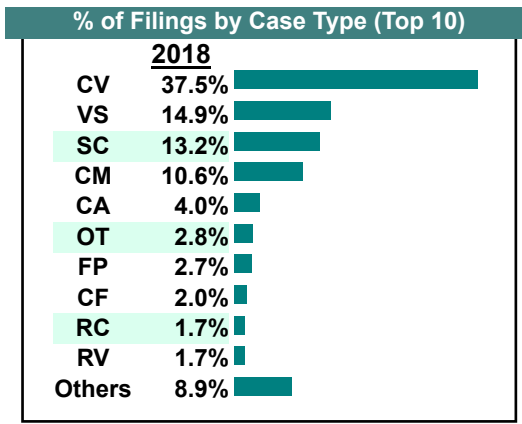
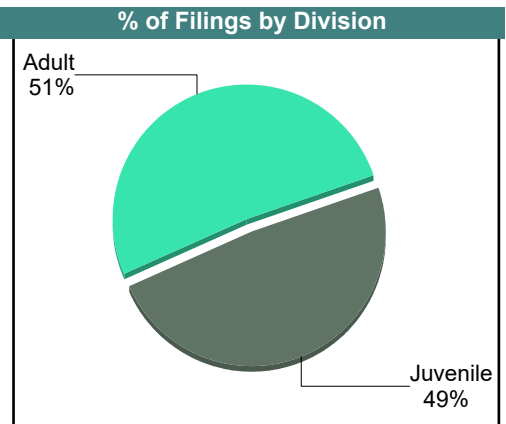

District: 3

August 2018

		<u>Filings</u>	<u>Hearings</u>	<u>Transactions</u>	<u>Concluded</u>	<u>Cont</u>
<u>Adult</u>						
Non-Family Abuse Prot Order	AP	2	4	4	2	2
Capias	CA	24	126	126	44	82
Felony	CF	12	68	68	29	39
Misdemeanor	CM	63	234	234	114	120
Family Abuse - Prot Order	FP	15	38	38	14	24
Motion - Prot Order	MP	4	4	4	4	-
Other	OT	17	17	17	17	-
Remand Support	RS	5	5	5	5	-
Show Cause	SC	74	180	180	81	99
SL/Other	SL	1	1	1	1	-
Civil Support	VS	89	173	173	92	81
Adult Total		306	850	850	403	447

<u>Juvenile</u>						
Abuse or Neglect	AN	0	1	1	0	1
Child in Need of Services	CS	1	6	6	1	5
Custody Visitation	CV	224	449	449	214	235
Felony	DF	6	79	79	39	40
Misdemeanor	DM	7	66	66	16	50
Foster Care Review	FC	5	5	5	5	-
Family Abuse - Prot Order	FP	1	1	1	0	1
Initial Foster Care	IF	0	1	1	1	-
Permanency	PH	4	4	4	4	-
Petition	PT	9	17	17	12	5
Remand Custody	RC	10	10	10	10	-
Remand Visitation	RV	10	10	10	10	-
Show Cause	SC	5	11	11	5	6
Status	ST	6	11	11	5	6
Traffic	T	1	6	6	5	1
Term Parental Rights	TP	2	2	2	0	2
Juvenile Total		291	679	679	327	352

Portsmouth Totals		597	1,529	1,529	730	799
--------------------------	--	------------	--------------	--------------	------------	------------



CASELOAD STATISTICS OF THE JUVENILE & DOMESTIC RELATIONS COURTS

July 2018

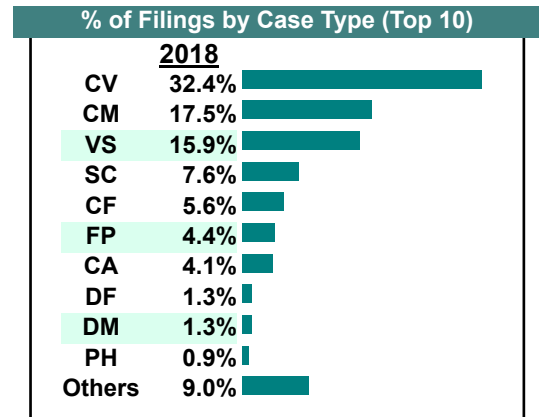
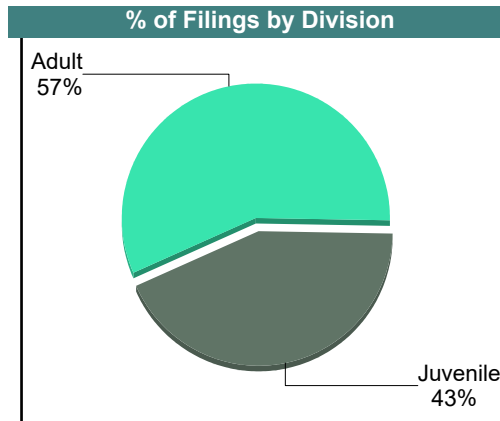
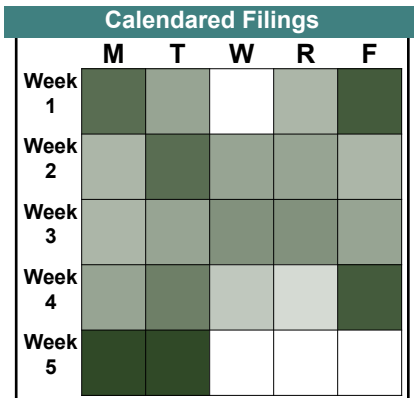
Portsmouth

District: 3

		<u>Filings</u>	<u>Hearings</u>	<u>Transactions</u>	<u>Concluded</u>	<u>Cont</u>
Adult						
Non-Family Abuse Prot Order	AP	2	4	4	2	2
Capias	CA	28	103	103	41	62
Felony	CF	38	90	90	32	58
Misdemeanor	CM	119	298	298	123	175
Family Abuse - Prot Order	FP	30	63	63	26	37
Motion - Prot Order	MP	1	1	1	1	-
Other	OT	4	4	4	4	-
Protective Order	PC	3	3	3	3	-
Remand Support	RS	4	4	4	4	-
Show Cause	SC	48	158	158	75	83
SL/Other	SL	2	3	3	2	1
Civil Support	VS	108	180	180	103	77
Adult Total		387	911	911	416	495

Juvenile						
Abuse or Neglect	AN	1	2	2	1	1
Child in Need of Services	CS	4	10	10	3	7
Custody Visitation	CV	220	406	406	183	223
Felony	DF	9	36	36	5	31
Misdemeanor	DM	9	59	59	14	45
Foster Care Review	FC	5	5	5	5	-
Initial Foster Care	IF	4	4	4	4	-
Juv Support	JS	1	1	1	0	1
Permanency	PH	6	7	7	7	-
Petition	PT	4	14	14	8	6
Remand Custody	RC	5	5	5	5	-
Remand Visitation	RV	5	5	5	5	-
Show Cause	SC	4	4	4	1	3
Status	ST	4	4	4	1	3
Traffic	T	6	3	6	6	-
Term Parental Rights	TP	3	3	3	3	-
Voluntary Continuing Services Agreement	VA	3	3	3	3	-
Juvenile Total		293	571	574	254	320

Portsmouth Totals		680	1,482	1,485	670	815
--------------------------	--	------------	--------------	--------------	------------	------------



CASELOAD STATISTICS OF THE JUVENILE & DOMESTIC RELATIONS COURTS

June 2018

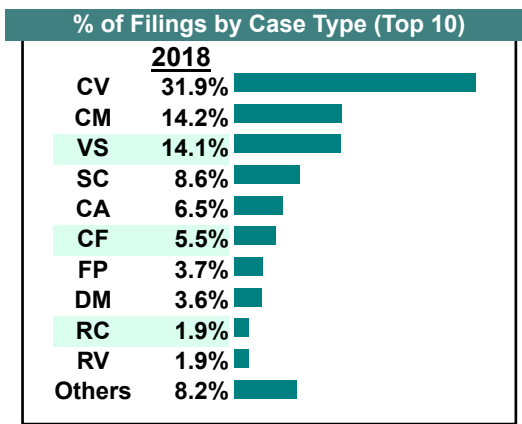
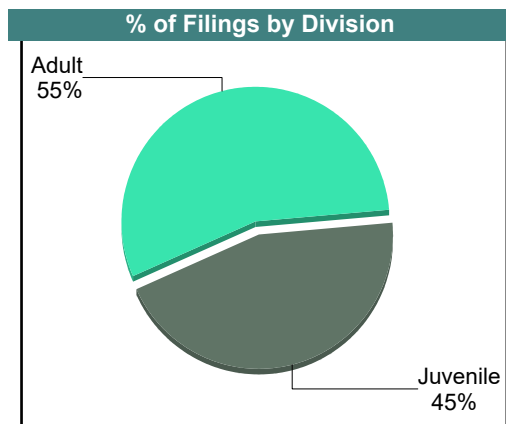
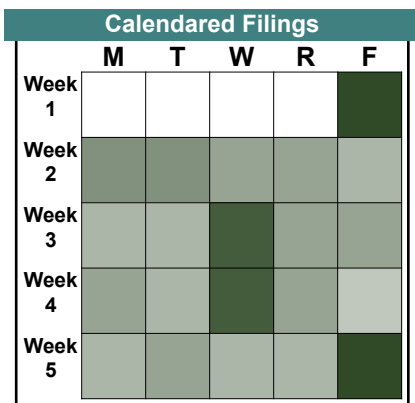
Portsmouth

District: 3

		<u>Filings</u>	<u>Hearings</u>	<u>Transactions</u>	<u>Concluded</u>	<u>Cont</u>
Adult						
Non-Family Abuse Prot Order	AP	4	6	6	5	1
Capias	CA	45	140	140	54	86
Felony	CF	38	54	54	11	43
Misdemeanor	CM	99	234	234	79	155
Family Abuse - Prot Order	FP	24	47	47	24	23
Motion - Prot Order	MP	2	2	2	2	-
Other	OT	4	4	4	4	-
Protective Order	PC	1	1	1	1	-
Remand Support	RS	10	10	10	10	-
Show Cause	SC	59	228	228	127	101
SL/Other	SL	1	1	1	0	1
Civil Support	VS	98	177	177	111	66
Adult Total		385	904	904	428	476

		<u>Filings</u>	<u>Hearings</u>	<u>Transactions</u>	<u>Concluded</u>	<u>Cont</u>
Juvenile						
Abuse or Neglect	AN	0	2	2	1	1
Non-Family Abuse Prot Order	AP	2	6	6	3	3
Child in Need of Services	CS	0	6	6	0	6
Custody Visitation	CV	222	435	435	230	205
Felony	DF	10	43	43	15	28
Misdemeanor	DM	25	78	78	24	53
Foster Care Review	FC	2	2	2	2	-
Family Abuse - Prot Order	FP	2	4	4	2	2
Initial Foster Care	IF	1	1	1	1	-
Permanency	PH	7	8	8	7	1
Petition	PT	3	9	9	5	4
Remand Custody	RC	13	13	13	13	-
Remand Visitation	RV	13	13	13	13	-
Show Cause	SC	1	3	3	3	-
Status	ST	7	11	11	9	2
Traffic	T	3	7	7	4	3
Juvenile Total		311	641	641	332	308

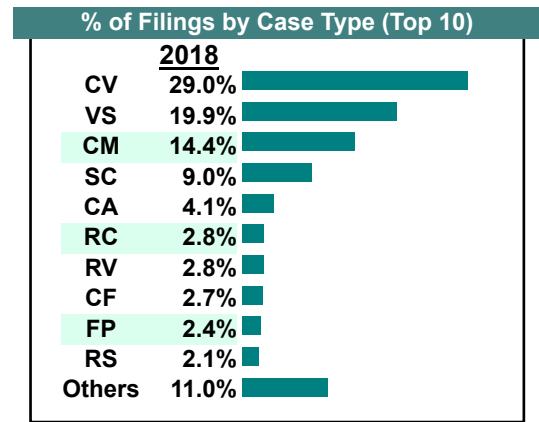
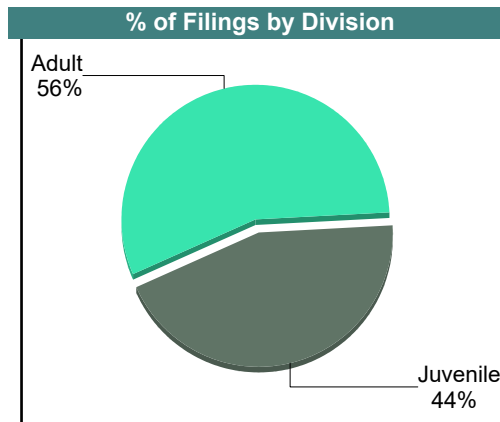

Portsmouth Totals		696	1,545	1,545	760	784
--------------------------	--	------------	--------------	--------------	------------	------------



		Filings	Hearings	Transactions	Concluded	Cont
Adult						
Non-Family Abuse Prot Order	AP	2	6	6	2	4
Capias	CA	29	138	138	60	78
Felony	CF	19	44	44	19	25
Misdemeanor	CM	103	260	260	94	166
Family Abuse - Prot Order	FP	17	39	39	13	26
Motion - Prot Order	MP	1	1	1	1	-
Other	OT	4	4	4	4	-
Protective Order	PC	1	1	1	1	-
Remand Support	RS	15	15	15	15	-
Show Cause	SC	62	270	270	114	156
SL/Other	SL	4	4	4	4	-
Civil Support	VS	142	231	231	145	85
Adult Total		399	1,013	1,013	472	540

Juvenile						
Abuse or Neglect	AN	2	5	5	3	2
Non-Family Abuse Prot Order	AP	2	3	3	2	1
Child in Need of Services	CS	0	6	6	2	4
Custody Visitation	CV	207	426	426	208	218
Felony	DF	8	118	118	10	108
Misdemeanor	DM	14	57	57	21	36
Foster Care Review	FC	7	7	7	7	-
Initial Foster Care	IF	7	7	7	6	1
Permanency	PH	4	5	5	5	-
Petition	PT	6	12	12	5	7
Remand Custody	RC	20	20	20	20	-
Remand Visitation	RV	20	20	20	20	-
Show Cause	SC	2	4	4	1	3
Status	ST	11	13	13	10	3
Traffic	T	6	5	6	4	2
Term Parental Rights	TP	0	2	2	2	-
Juvenile Total		316	710	711	326	385

Portsmouth Totals		715	1,723	1,724	798	925
--------------------------	--	------------	--------------	--------------	------------	------------



CASELOAD STATISTICS OF THE JUVENILE & DOMESTIC RELATIONS COURTS

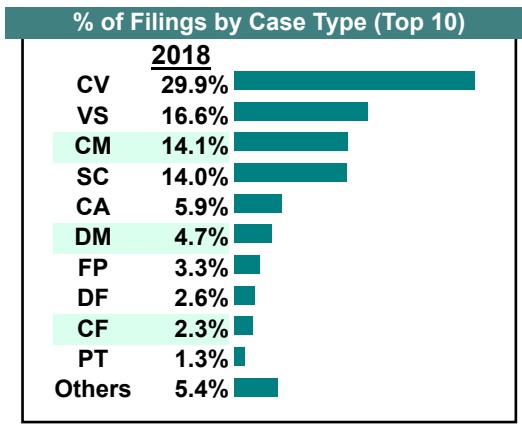
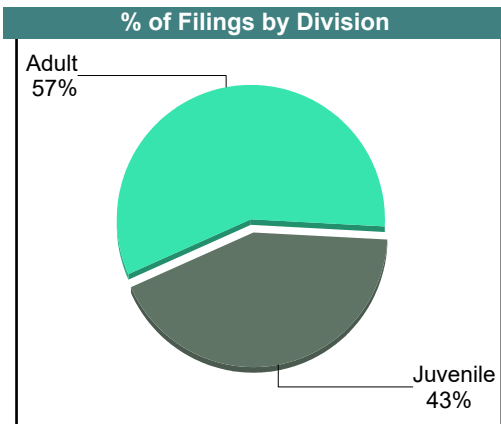
Portsmouth

District: 3

April 2018

		<u>Filings</u>	<u>Hearings</u>	<u>Transactions</u>	<u>Concluded</u>	<u>Cont</u>
<u>Adult</u>						
Non-Family Abuse Prot Order	AP	3	7	7	4	3
Capias	CA	36	117	117	44	73
Felony	CF	14	42	42	9	33
Misdemeanor	CM	87	245	245	72	173
Family Abuse - Prot Order	FP	20	40	40	20	20
Motion - Prot Order	MP	1	1	1	1	-
Other	OT	5	5	5	5	-
Show Cause	SC	85	261	261	118	143
Civil Support	VS	102	172	172	110	62
Adult Total		353	890	890	383	507
<u>Juvenile</u>						
Abuse or Neglect	AN	1	6	6	3	3
Non-Family Abuse Prot Order	AP	1	2	2	1	1
Child in Need of Services	CS	3	7	7	2	5
Custody Visitation	CV	184	444	444	193	251
Felony	DF	16	62	62	16	46
Misdemeanor	DM	29	80	80	10	70
Foster Care Review	FC	6	6	6	6	-
Initial Foster Care	IF	0	1	1	1	-
Permanency	PH	6	6	6	6	-
Petition	PT	8	15	15	6	9
Show Cause	SC	1	6	6	4	2
Status	ST	3	7	7	4	3
Traffic	T	4	2	5	4	1
Juvenile Total		262	644	647	256	391
Portsmouth Totals		615	1,534	1,537	639	898

Calendared Filings					
	M	T	W	R	F
Week 1					
Week 2					
Week 3					
Week 4					
Week 5					



CASELOAD STATISTICS OF THE JUVENILE & DOMESTIC RELATIONS COURTS

Portsmouth

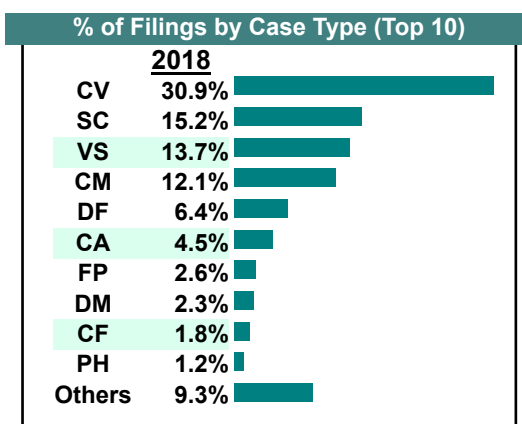
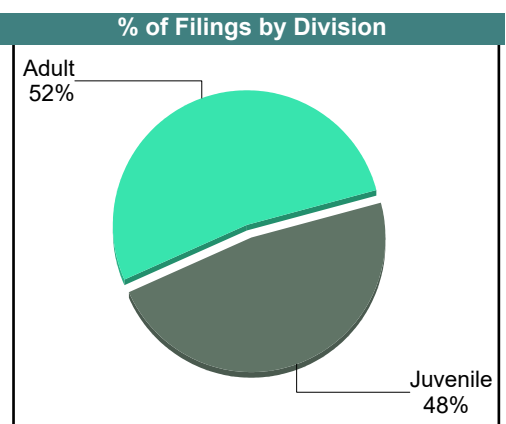
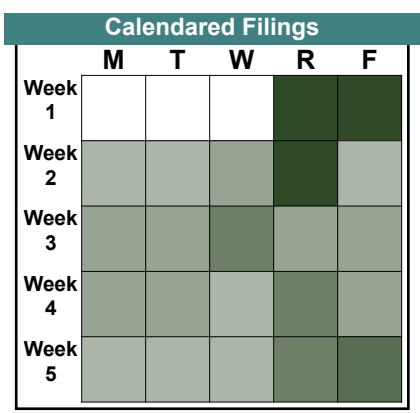
District: 3

March 2018

		<u>Filings</u>	<u>Hearings</u>	<u>Transactions</u>	<u>Concluded</u>	<u>Cont</u>
Adult						
Non-Family Abuse Prot Order	AP	5	10	10	2	8
Capias	CA	35	155	155	60	95
Felony	CF	14	53	53	32	21
Misdemeanor	CM	93	223	223	81	142
Family Abuse - Prot Order	FP	20	38	38	16	22
Motion - Prot Order	MP	2	2	2	2	-
Other	OT	6	6	6	6	-
Remand Support	RS	8	8	8	8	-
Show Cause	SC	114	328	328	144	184
SL/Other	SL	1	1	1	1	-
Civil Support	VS	106	194	194	123	71
Adult Total		404	1,018	1,018	475	543

Juvenile						
Abuse or Neglect	AN	4	8	8	0	8
Non-Family Abuse Prot Order	AP	1	1	1	0	1
Child in Need of Services	CS	2	9	9	3	6
Custody Visitation	CV	238	478	478	212	266
Felony	DF	49	90	90	12	78
Misdemeanor	DM	18	63	63	22	41
Foster Care Review	FC	2	2	2	2	-
Juv Support	JS	0	2	2	2	-
Permanency	PH	9	11	11	8	3
Petition	PT	8	15	15	6	9
Remand Custody	RC	9	9	9	9	-
Remand Visitation	RV	9	9	9	9	-
Show Cause	SC	3	10	10	7	3
Status	ST	8	15	15	11	4
Traffic	T	3	4	4	2	2
Term Parental Rights	TP	4	8	8	4	4
Juvenile Total		367	734	734	309	425

Portsmouth Totals		771	1,752	1,752	784	968
--------------------------	--	------------	--------------	--------------	------------	------------



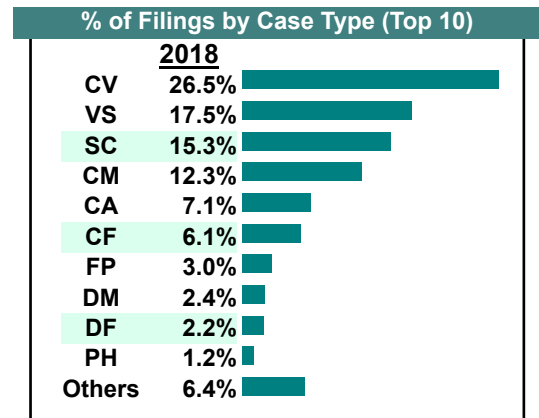
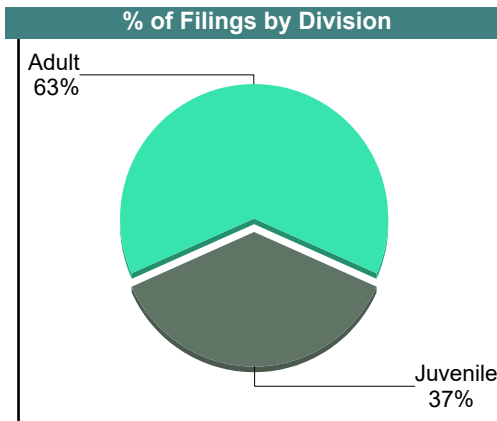

CASELOAD STATISTICS OF THE JUVENILE & DOMESTIC RELATIONS COURTS

February 2018

Portsmouth

District: 3

		<u>Filings</u>	<u>Hearings</u>	<u>Transactions</u>	<u>Concluded</u>	<u>Cont</u>
Adult						
Non-Family Abuse Prot Order	AP	0	2	2	1	1
Capias	CA	42	163	163	72	91
Felony	CF	36	63	63	21	42
Misdemeanor	CM	73	214	214	91	123
Family Abuse - Prot Order	FP	18	38	38	22	16
Motion - Prot Order	MP	3	4	4	4	-
Other	OT	4	4	4	4	-
Protective Order	PC	1	1	1	1	-
Remand Support	RS	5	6	6	6	-
Show Cause	SC	88	335	335	157	178
SL/Other	SL	1	2	2	2	-
Civil Support	VS	104	191	191	98	93
Adult Total		375	1,023	1,023	479	544
Juvenile						
Abuse or Neglect	AN	0	1	1	0	1
Non-Family Abuse Prot Order	AP	1	1	1	1	-
Child in Need of Services	CS	1	6	6	1	5
Custody Visitation	CV	157	359	359	135	224
Felony	DF	13	77	77	24	53
Misdemeanor	DM	14	79	79	25	54
Foster Care Review	FC	4	4	4	4	-
Initial Foster Care	IF	1	2	2	1	1
Juv Support	JS	0	2	2	0	2
Permanency	PH	7	8	8	8	-
Petition	PT	2	6	6	1	5
Remand Custody	RC	6	6	6	6	-
Remand Visitation	RV	6	6	6	6	-
Show Cause	SC	3	14	14	7	7
Status	ST	1	5	5	1	4
Traffic	T	1	4	5	3	2
Term Parental Rights	TP	0	2	2	2	-
Voluntary Continuing Services Agreement	VA	1	1	1	1	-
Juvenile Total		218	583	584	226	358
Portsmouth Totals		593	1,606	1,607	705	902



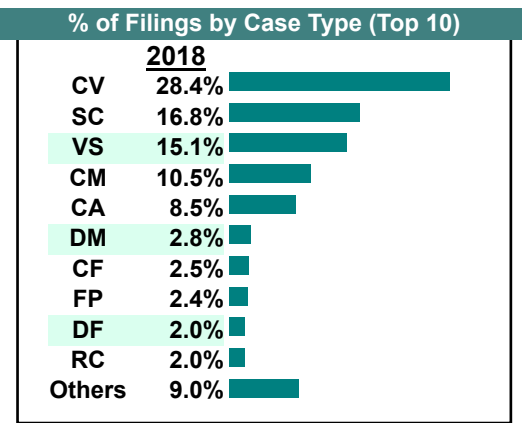
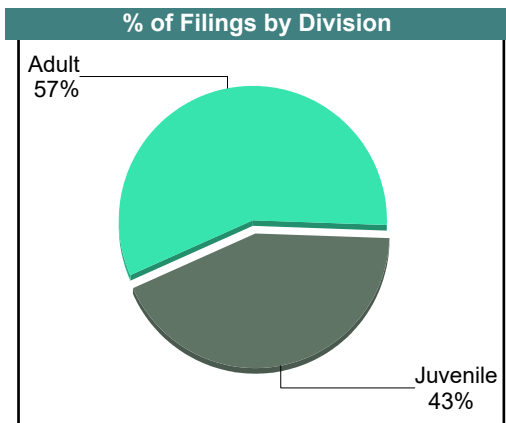

CASELOAD STATISTICS OF THE JUVENILE & DOMESTIC RELATIONS COURTS

January 2018

Portsmouth

District: 3

		<u>Filings</u>	<u>Hearings</u>	<u>Transactions</u>	<u>Concluded</u>	<u>Cont</u>
<u>Adult</u>						
Non-Family Abuse Prot Order	AP	2	3	3	0	3
Capias	CA	61	223	223	79	144
Felony	CF	18	43	43	18	25
Misdemeanor	CM	75	283	283	100	183
Family Abuse - Prot Order	FP	17	42	42	19	23
Remand Support	RS	9	9	9	9	-
Show Cause	SC	116	389	389	149	240
SL/Other	SL	3	4	4	2	2
Civil Support	VS	108	218	218	102	116
Adult Total		409	1,214	1,214	478	736
<u>Juvenile</u>						
Abuse or Neglect	AN	0	1	1	0	1
Non-Family Abuse Prot Order	AP	0	1	1	1	-
Child in Need of Services	CS	0	4	4	0	4
Custody Visitation	CV	203	422	422	157	265
Felony	DF	14	103	103	28	75
Misdemeanor	DM	20	103	103	23	80
Foster Care Review	FC	7	7	7	7	-
Initial Foster Care	IF	2	2	2	1	1
Permanency	PH	3	4	4	2	2
Petition	PT	9	19	19	8	11
Remand Custody	RC	14	14	14	14	-
Remand Visitation	RV	14	14	14	14	-
Show Cause	SC	4	15	15	4	11
Status	ST	7	11	11	5	6
Traffic	T	6	7	7	5	2
Term Parental Rights	TP	2	6	6	0	6
Juvenile Total		305	733	733	269	464
Portsmouth Totals		714	1,947	1,947	747	1,200



Filings by Court & Division

		<u>Portsmouth</u>		
A	Civil Support	1,211	15.5%	
	Adult Misdemeanor	1,133	14.5%	
	Show Cause	853	10.9%	
	Capias	362	4.6%	
	Family Abuse - Prot Order	262	3.4%	
	Adult Felony	261	3.3%	
	Remand Support	68	0.9%	
	Other	53	0.7%	
	Non-Family Abuse Prot Order	29	0.4%	
	Motion - Prot Order	23	0.3%	
	SL/Other	20	0.3%	
	Protective Order	9	0.1%	
	Total		4,284	55%
J	Custody Visitation	2,497	32.0%	
	Delinquency	410	5.3%	
	Remand Custody	99	1.3%	
	Remand Visitation	92	1.2%	
	Paternity	71	0.9%	
	Status Offense/Other	66	0.8%	
	Permanency	59	0.8%	
	Foster Care Review	54	0.7%	
	Traffic	45	0.6%	
	Show Cause	31	0.4%	
	Term Parental Rights	19	0.2%	
	Initial Foster Care	18	0.2%	
	Non-Family Abuse Prot Order	16	0.2%	
	Child in Need of Services	11	0.1%	
	Abuse or Neglect	10	0.1%	
	Voluntary Continuing Services Agree	8	0.1%	
	Family Abuse - Prot Order	4	0.1%	
	Capias	1	0.0%	
	Juv Support	1	0.0%	
	Total		3,512	45%
	Total		7,796	100%

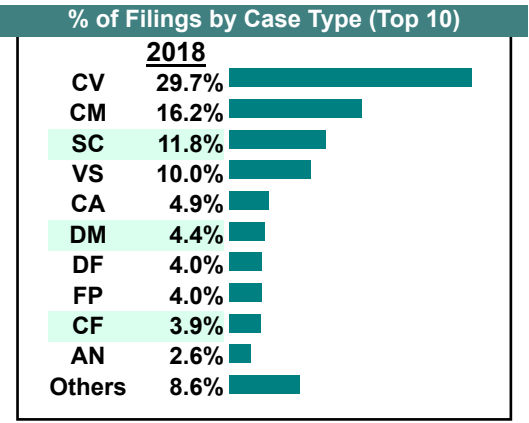
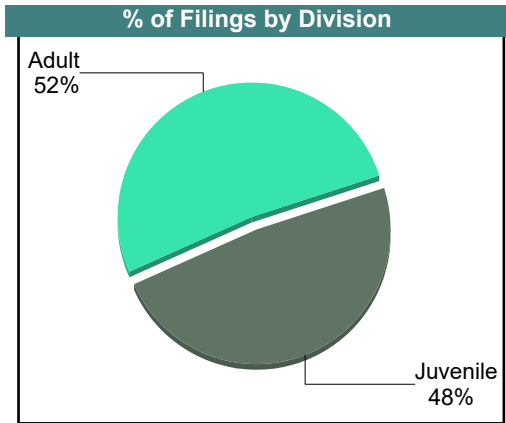
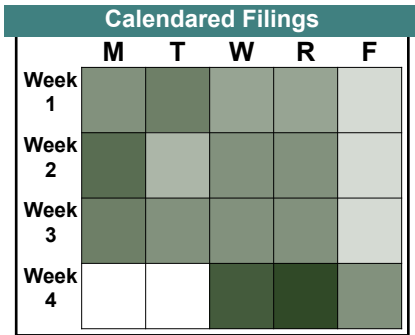
CASELOAD STATISTICS OF THE JUVENILE & DOMESTIC RELATIONS COURTS

December 2018

Norfolk

District: 4

		<u>Filings</u>	<u>Hearings</u>	<u>Transactions</u>	<u>Concluded</u>	<u>Cont</u>
<u>Adult</u>						
Non-Family Abuse Prot Order	AP	5	19	19	7	12
Capias	CA	49	240	240	97	143
Felony	CF	39	135	135	36	99
Misdemeanor	CM	162	538	538	194	344
Family Abuse - Prot Order	FP	40	77	77	33	43
Motion - Prot Order	MP	4	4	4	3	1
Other	OT	4	8	8	8	-
Violation of PO	PV	1	1	1	1	-
Remand Support	RS	1	1	1	1	-
Show Cause	SC	111	325	325	151	174
Civil Support	VS	100	215	215	117	98
Adult Total		516	1,563	1,563	648	914
<u>Juvenile</u>						
Abuse or Neglect	AN	26	116	116	24	92
Non-Family Abuse Prot Order	AP	2	6	6	2	4
Custody Relief	CR	1	1	1	0	1
Child in Need of Services	CS	0	2	2	0	2
Custody Visitation	CV	297	684	684	315	367
Felony	DF	40	133	133	19	114
Misdemeanor	DM	44	141	141	43	98
Foster Care Review	FC	11	21	21	14	7
Initial Foster Care	IF	5	8	8	5	3
Motion - Prot Order	MP	8	14	14	6	8
Permanency	PH	8	10	10	7	3
Petition	PT	6	13	13	4	9
Remand Custody	RC	2	2	2	2	-
Remand Visitation	RV	2	2	2	2	-
Show Cause	SC	7	19	19	16	3
Status	ST	11	34	35	22	13
Traffic	T	14	28	29	18	11
Term Parental Rights	TP	0	6	6	1	5
Voluntary Continuing Services Agreement	VA	1	1	1	1	-
Juvenile Total		485	1,241	1,243	501	740
Norfolk Totals		1,001	2,804	2,806	1,149	1,654



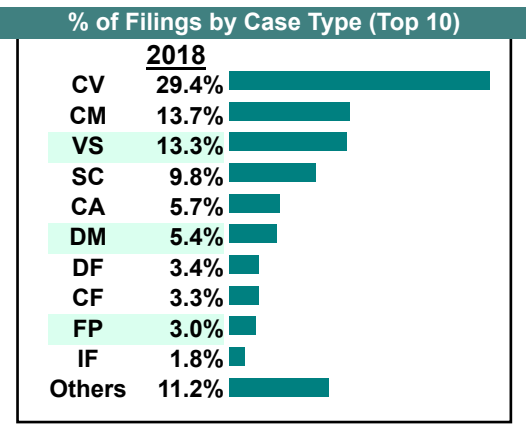
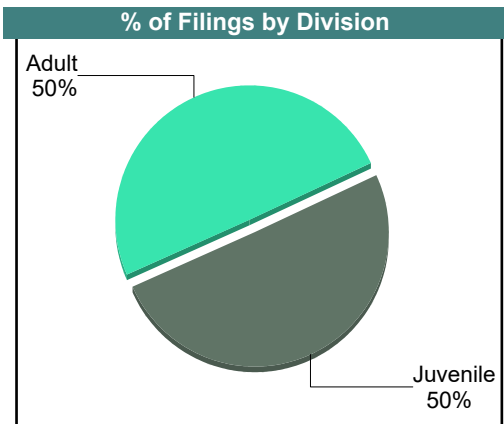

CASELOAD STATISTICS OF THE JUVENILE & DOMESTIC RELATIONS COURTS

November 2018

Norfolk

District: 4

		<u>Filings</u>	<u>Hearings</u>	<u>Transactions</u>	<u>Concluded</u>	<u>Cont</u>
<u>Adult</u>						
Non-Family Abuse Prot Order	AP	9	19	19	5	14
Capias	CA	68	318	318	120	198
Felony	CF	39	163	163	54	109
Misdemeanor	CM	162	554	554	164	390
Family Abuse - Prot Order	FP	35	78	78	35	43
Motion - Prot Order	MP	1	1	1	1	-
Other	OT	6	13	13	7	6
Protective Order	PC	0	1	1	1	-
Remand Support	RS	2	2	2	2	-
Show Cause	SC	110	336	336	165	171
Civil Support	VS	158	280	280	133	147
Adult Total		590	1,765	1,765	687	1,078
<u>Juvenile</u>						
Abuse or Neglect	AN	18	166	166	44	122
Non-Family Abuse Prot Order	AP	6	14	14	7	7
Custody Relief	CR	1	1	1	1	-
Custody Visitation	CV	349	832	832	381	451
Felony	DF	40	128	128	17	111
Misdemeanor	DM	64	189	189	44	145
Foster Care Review	FC	18	22	22	15	7
Family Abuse - Prot Order	FP	1	2	2	1	1
Initial Foster Care	IF	21	32	32	22	10
Permanency	PH	14	21	21	12	9
Petition	PT	9	20	20	10	10
Remand Custody	RC	3	3	3	3	-
Remand Visitation	RV	3	3	3	3	-
Show Cause	SC	6	17	17	2	15
Status	ST	14	50	50	22	28
Traffic	T	14	39	41	17	24
Term Parental Rights	TP	15	22	22	5	17
Juvenile Total		596	1,561	1,563	606	957
Norfolk Totals		1,186	3,326	3,328	1,293	2,035



CASELOAD STATISTICS OF THE JUVENILE & DOMESTIC RELATIONS COURTS

October 2018

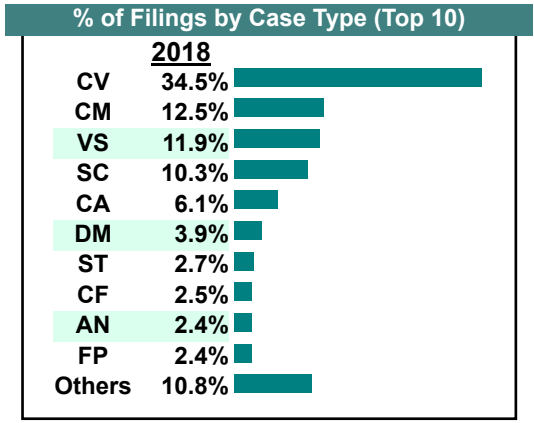
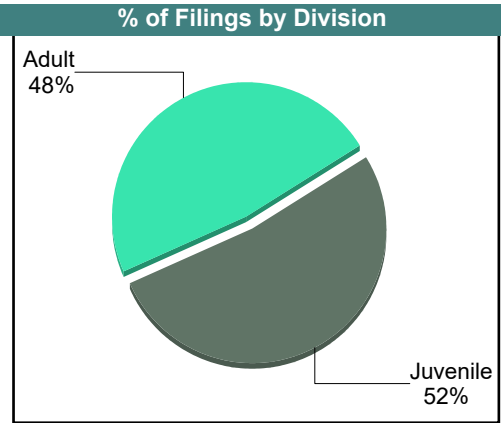

Norfolk

District: 4

		Filings	Hearings	Transactions	Concluded	Cont
Adult						
Non-Family Abuse Prot Order	AP	9	19	19	4	15
Capias	CA	84	420	420	169	251
Felony	CF	34	208	208	75	133
Misdemeanor	CM	172	755	755	278	477
Family Abuse - Prot Order	FP	33	85	85	41	44
Motion - Prot Order	MP	4	4	4	4	-
Other	OT	6	15	15	9	6
Protective Order	PC	3	4	4	2	2
Violation of PO	PV	1	1	1	1	-
Remand Support	RS	13	13	13	13	-
Show Cause	SC	135	461	461	197	264
Civil Support	VS	164	369	369	227	142
Adult Total		658	2,354	2,354	1,020	1,334

Juvenile						
Abuse or Neglect	AN	33	157	157	23	134
Non-Family Abuse Prot Order	AP	7	11	11	0	11
Custody Relief	CR	1	3	3	3	-
Custody Visitation	CV	474	1,038	1,038	457	581
Felony	DF	28	237	237	106	131
Misdemeanor	DM	53	243	243	84	159
Foster Care Review	FC	2	11	11	10	1
Initial Foster Care	IF	9	13	13	9	4
Motion - Prot Order	MP	1	2	2	2	-
Permanency	PH	8	12	12	8	4
Petition	PT	7	23	23	10	13
Remand Custody	RC	16	16	16	16	-
Remand Visitation	RV	16	16	16	16	-
Show Cause	SC	6	28	28	18	10
Status	ST	37	87	87	41	46
Traffic	T	12	35	36	17	19
Term Parental Rights	TP	6	13	13	10	3
Juvenile Total		716	1,945	1,946	830	1,116

Norfolk Totals		1,374	4,299	4,300	1,850	2,450
-----------------------	--	--------------	--------------	--------------	--------------	--------------



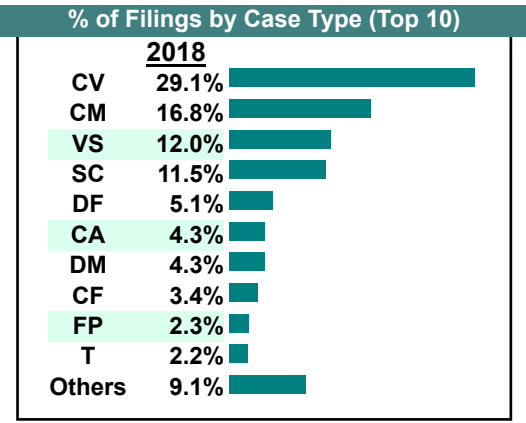
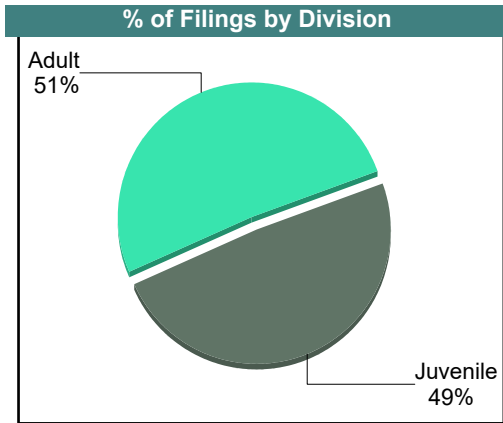
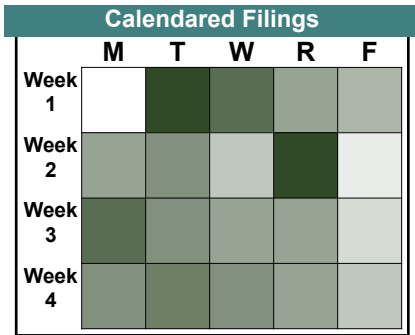
CASELOAD STATISTICS OF THE JUVENILE & DOMESTIC RELATIONS COURTS

September 2018

Norfolk

District: 4

		<u>Filings</u>	<u>Hearings</u>	<u>Transactions</u>	<u>Concluded</u>	<u>Cont</u>
<u>Adult</u>						
Non-Family Abuse Prot Order	AP	2	12	12	8	4
Bond Forfeiture	BF	1	1	1	0	1
Capias	CA	55	333	333	104	229
Felony	CF	44	197	197	52	145
Misdemeanor	CM	217	695	695	165	530
Family Abuse - Prot Order	FP	30	71	71	25	46
Other	OT	7	12	12	2	10
Remand Support	RS	6	6	6	6	-
Show Cause	SC	142	415	415	139	276
Civil Support	VS	155	322	322	149	173
Adult Total		659	2,064	2,064	650	1,414
<u>Juvenile</u>						
Abuse or Neglect	AN	10	159	159	25	134
Non-Family Abuse Prot Order	AP	1	2	2	2	-
Capias	CA	0	1	1	1	-
Custody Relief	CR	0	2	2	1	1
Child in Need of Services	CS	0	2	2	0	2
Custody Visitation	CV	376	784	784	324	460
Felony	DF	66	212	212	48	164
Misdemeanor	DM	55	203	203	65	138
Foster Care Review	FC	21	24	24	11	13
Initial Foster Care	IF	5	10	10	2	8
Motion - Prot Order	MP	0	4	4	2	2
Permanency	PH	13	16	16	9	7
Petition	PT	5	15	15	4	11
Remand Custody	RC	10	10	10	10	-
Remand Visitation	RV	8	8	8	8	-
Show Cause	SC	6	20	20	5	15
Status	ST	26	59	60	18	42
Traffic	T	28	36	37	15	22
Term Parental Rights	TP	2	10	10	6	4
Truancy	TR	0	1	1	1	-
Juvenile Total		632	1,578	1,580	557	1,023
Norfolk Totals		1,291	3,642	3,644	1,207	2,437



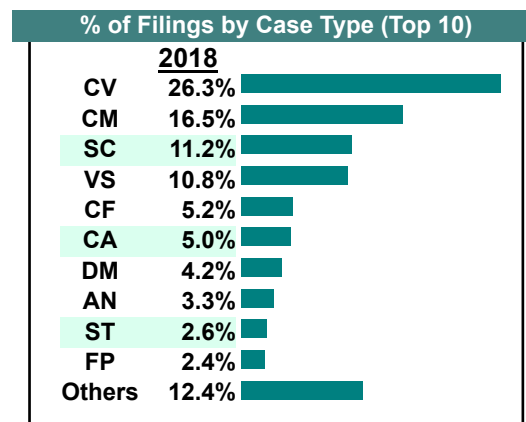
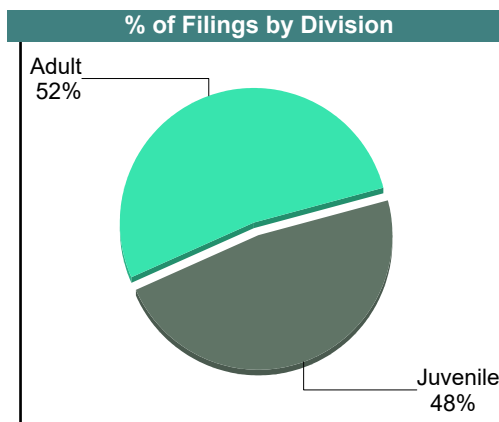

CASELOAD STATISTICS OF THE JUVENILE & DOMESTIC RELATIONS COURTS

Norfolk

District: 4

August 2018

		Filings	Hearings	Transactions	Concluded	Cont
Adult						
Non-Family Abuse Prot Order	AP	15	28	28	9	19
Bond Forfeiture	BF	1	2	2	1	1
Capias	CA	66	358	358	145	213
Felony	CF	69	223	223	49	174
Misdemeanor	CM	217	687	687	213	474
Family Abuse - Prot Order	FP	32	73	73	31	42
Motion - Prot Order	MP	0	1	1	1	-
Other	OT	0	1	1	0	1
Violation of PO	PV	1	1	1	1	-
Remand Support	RS	9	9	9	9	-
Show Cause	SC	138	429	429	203	226
Civil Support	VS	142	316	316	165	151
Adult Total		690	2,128	2,128	827	1,301
Juvenile						
Abuse or Neglect	AN	44	199	199	44	155
Non-Family Abuse Prot Order	AP	2	8	8	4	4
Capias	CA	0	1	1	1	-
Custody Relief	CR	1	2	2	1	1
Child in Need of Services	CS	1	2	2	1	1
Custody Visitation	CV	347	848	848	379	469
Felony	DF	23	253	253	51	202
Misdemeanor	DM	55	209	209	56	153
Entrustment	ET	3	3	3	3	-
Foster Care Review	FC	10	12	12	10	2
Initial Foster Care	IF	21	22	22	20	2
Motion - Prot Order	MP	0	3	3	2	1
Permanency	PH	14	19	19	18	1
Petition	PT	9	27	27	9	18
Remand Custody	RC	10	10	10	10	-
Remand Visitation	RV	10	10	10	10	-
Show Cause	SC	10	15	15	5	10
Status	ST	34	69	69	26	43
Traffic	T	23	56	61	37	24
Term Parental Rights	TP	8	9	9	5	4
Truancy	TR	0	1	1	1	-
Voluntary Continuing Services Agreement	VA	2	2	2	2	-
Juvenile Total		627	1,780	1,785	695	1,090
Norfolk Totals		1,317	3,908	3,913	1,522	2,391



CASELOAD STATISTICS OF THE JUVENILE & DOMESTIC RELATIONS COURTS

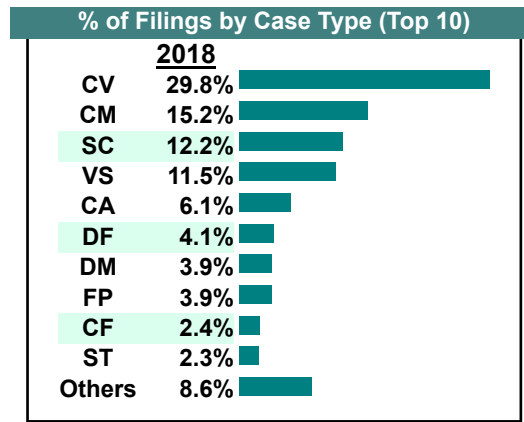
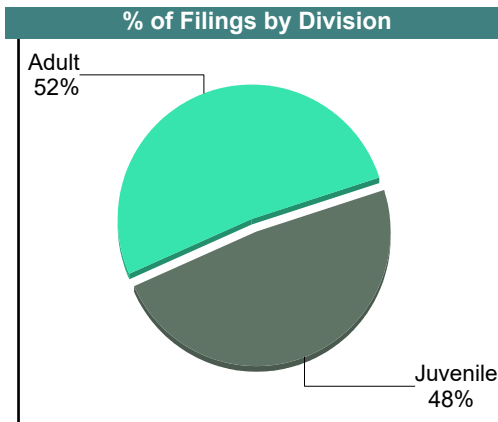
July 2018

Norfolk

District: 4

		<u>Filings</u>	<u>Hearings</u>	<u>Transactions</u>	<u>Concluded</u>	<u>Cont</u>
Adult						
Non-Family Abuse Prot Order	AP	7	11	11	5	6
Capias	CA	79	430	430	143	286
Felony	CF	31	216	216	60	156
Misdemeanor	CM	196	779	779	250	529
Family Abuse - Prot Order	FP	50	111	111	53	58
Motion - Prot Order	MP	5	5	5	5	-
Other	OT	1	6	6	5	1
Protective Order	PC	0	1	1	1	-
Violation of PO	PV	1	1	1	1	-
Remand Support	RS	6	6	6	6	-
Show Cause	SC	143	422	422	177	245
Civil Support	VS	148	345	345	172	173
Adult Total		667	2,333	2,333	878	1,454
Juvenile						
Abuse or Neglect	AN	17	128	128	21	107
Non-Family Abuse Prot Order	AP	10	15	15	7	8
Capias	CA	0	2	2	0	2
Custody Relief	CR	3	3	3	1	2
Child in Need of Services	CS	1	1	1	1	-
Custody Visitation	CV	384	867	867	394	473
Felony	DF	53	308	308	69	239
Misdemeanor	DM	50	216	216	55	161
Foster Care Review	FC	14	17	17	14	3
Initial Foster Care	IF	3	14	14	11	3
Motion - Prot Order	MP	0	3	3	0	3
Permanency	PH	11	18	18	9	9
Petition	PT	10	15	15	4	11
Remand Custody	RC	3	3	3	3	-
Remand Visitation	RV	3	3	3	3	-
Show Cause	SC	15	29	29	18	11
Status	ST	30	55	55	21	34
Traffic	T	13	27	27	9	18
Term Parental Rights	TP	1	4	4	0	2
Truancy	TR	0	3	3	1	2
Voluntary Continuing Services Agreement	VA	2	2	2	2	-
Juvenile Total		623	1,733	1,733	643	1,088
Norfolk Totals		1,290	4,066	4,066	1,521	2,542

Calendared Filings					
	M	T	W	R	F
Week 1	█	█		█	█
Week 2	█	█	█	█	█
Week 3	█	█	█	█	█
Week 4	█	█	█	█	█
Week 5	█	█			



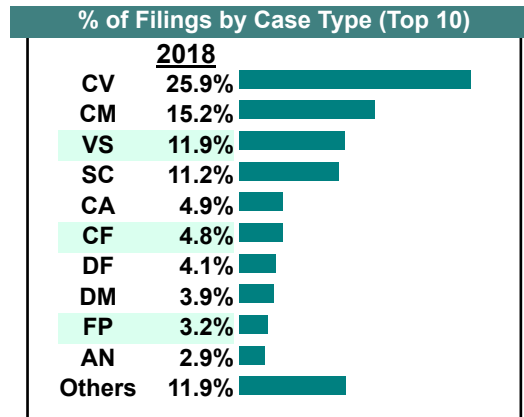
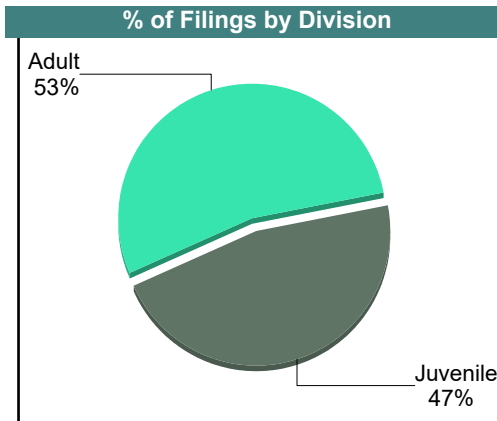
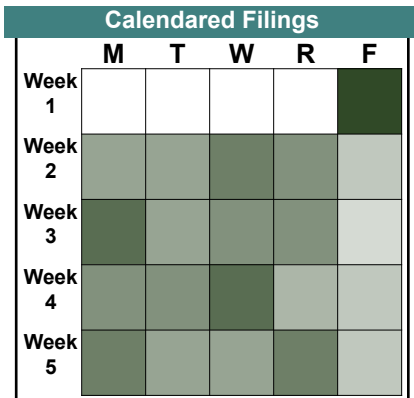
CASELOAD STATISTICS OF THE JUVENILE & DOMESTIC RELATIONS COURTS

June 2018

Norfolk

District: 4

		Filings	Hearings	Transactions	Concluded	Cont
Adult						
Non-Family Abuse Prot Order	AP	6	11	11	8	3
Bond Forfeiture	BF	0	1	1	0	1
Capias	CA	66	422	422	124	298
Felony	CF	66	253	253	70	183
Misdemeanor	CM	208	739	739	255	484
Family Abuse - Prot Order	FP	43	86	86	35	51
Motion - Prot Order	MP	6	6	6	6	-
Other	OT	17	29	29	20	9
Protective Order	PC	2	3	3	2	1
Violation of PO	PV	1	1	1	1	-
Remand Support	RS	8	8	8	8	-
Show Cause	SC	145	521	521	237	284
Civil Support	VS	162	366	366	191	175
Adult Total		730	2,446	2,446	957	1,489
Juvenile						
Abuse or Neglect	AN	40	153	153	14	139
Non-Family Abuse Prot Order	AP	1	9	9	8	1
Capias	CA	1	1	1	0	1
Custody Relief	CR	1	3	3	2	1
Child in Need of Services	CS	0	2	2	0	2
Custody Visitation	CV	354	785	785	325	459
Felony	DF	56	326	326	65	261
Misdemeanor	DM	53	264	264	70	194
Foster Care Review	FC	18	20	20	17	3
Initial Foster Care	IF	7	9	9	1	8
Motion - Prot Order	MP	3	5	5	0	5
Permanency	PH	21	25	25	18	7
Petition	PT	6	14	14	6	8
Remand Custody	RC	9	9	9	9	-
RR	RR	0	1	1	1	-
Remand Visitation	RV	9	9	9	9	-
Show Cause	SC	8	23	23	10	13
Status	ST	19	34	34	17	17
Traffic	T	14	37	37	9	28
Term Parental Rights	TP	14	16	16	2	14
Truancy	TR	0	5	5	1	4
Voluntary Continuing Services Agreement	VA	1	3	3	2	1
Juvenile Total		635	1,753	1,753	586	1,166
Norfolk Totals		1,365	4,199	4,199	1,543	2,655



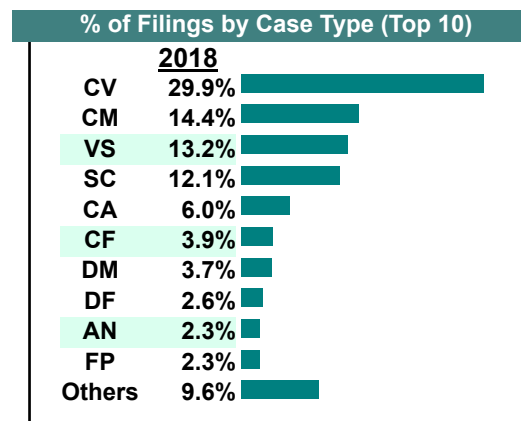
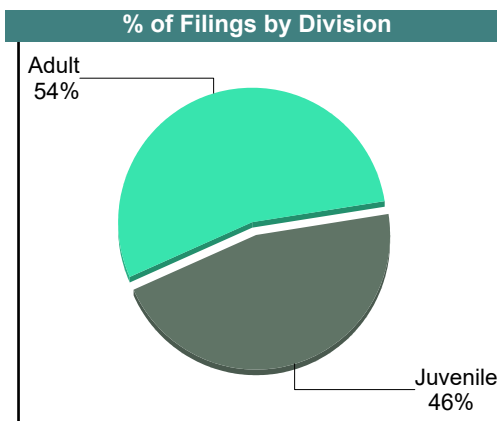

CASELOAD STATISTICS OF THE JUVENILE & DOMESTIC RELATIONS COURTS

May 2018

Norfolk

District: 4

		<u>Filings</u>	<u>Hearings</u>	<u>Transactions</u>	<u>Concluded</u>	<u>Cont</u>
Adult						
Non-Family Abuse Prot Order	AP	4	6	6	2	4
Bond Forfeiture	BF	1	1	1	0	1
Capias	CA	84	450	450	118	332
Felony	CF	55	251	251	51	200
Misdemeanor	CM	202	715	715	210	505
Family Abuse - Prot Order	FP	32	74	74	35	39
Motion - Prot Order	MP	3	7	7	6	1
Other	OT	20	31	31	24	7
Remand Support	RS	6	6	6	6	-
Show Cause	SC	165	521	521	222	299
Civil Support	VS	184	357	357	181	176
Adult Total		756	2,419	2,419	855	1,564
Juvenile						
Abuse or Neglect	AN	32	164	164	35	129
Non-Family Abuse Prot Order	AP	6	7	7	0	7
Custody Relief	CR	1	1	1	1	-
Child in Need of Services	CS	0	3	3	1	2
Custody Visitation	CV	418	816	816	335	481
Felony	DF	37	261	261	29	232
Misdemeanor	DM	52	238	238	49	189
Foster Care Review	FC	13	14	14	13	1
Initial Foster Care	IF	17	26	26	21	5
Juv Support	JS	0	1	1	1	-
Motion - Prot Order	MP	0	6	6	2	4
Permanency	PH	4	7	7	5	2
Petition	PT	1	8	8	5	3
Remand Custody	RC	12	12	12	12	-
Remand Visitation	RV	10	10	10	10	-
Show Cause	SC	4	20	20	10	10
Status	ST	15	38	38	22	16
Traffic	T	18	27	28	10	18
Term Parental Rights	TP	0	1	1	1	-
Truancy	TR	2	7	7	2	5
Voluntary Continuing Services Agreement	VA	1	2	2	1	1
Juvenile Total		643	1,669	1,670	565	1,105
Norfolk Totals		1,399	4,088	4,089	1,420	2,669



CASELOAD STATISTICS OF THE JUVENILE & DOMESTIC RELATIONS COURTS

April 2018

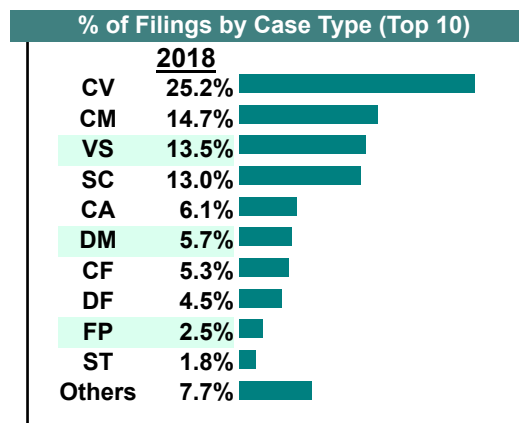
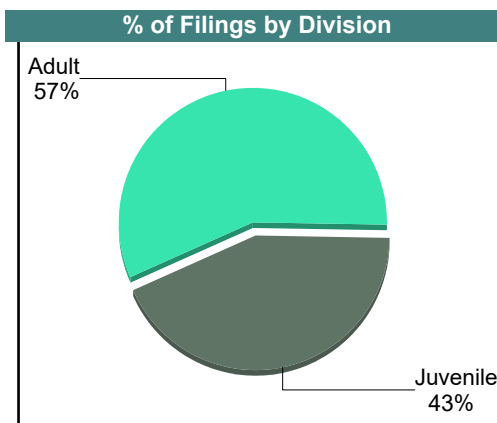

Norfolk

District: 4

		Filings	Hearings	Transactions	Concluded	Cont
Adult						
Non-Family Abuse Prot Order	AP	4	9	9	3	6
Capias	CA	77	436	436	121	315
Felony	CF	66	222	222	56	166
Misdemeanor	CM	185	701	701	230	471
Family Abuse - Prot Order	FP	32	72	72	30	42
Motion - Prot Order	MP	3	6	6	1	5
Other	OT	13	24	24	13	11
Protective Order	PC	2	2	2	1	1
Remand Support	RS	8	8	8	8	-
Show Cause	SC	154	478	478	190	288
Civil Support	VS	170	349	349	185	164
Adult Total		714	2,307	2,307	838	1,469

Juvenile						
Abuse or Neglect	AN	16	69	69	7	62
Non-Family Abuse Prot Order	AP	1	1	1	0	1
Capias	CA	0	1	1	0	1
Custody Visitation	CV	316	713	713	332	381
Felony	DF	57	273	273	47	226
Misdemeanor	DM	71	242	242	54	188
Foster Care Review	FC	1	3	3	2	1
Initial Foster Care	IF	3	7	7	2	5
Motion - Prot Order	MP	2	2	2	0	2
Permanency	PH	8	10	10	8	2
Petition	PT	9	13	13	4	9
Remand Custody	RC	7	7	7	7	-
RR	RR	0	1	1	0	1
Remand Visitation	RV	6	6	6	6	-
Show Cause	SC	9	25	25	11	14
Status	ST	22	47	47	28	19
Traffic	T	10	20	20	4	16
Term Parental Rights	TP	2	3	3	0	3
Truancy	TR	1	3	3	1	2
Voluntary Continuing Services Agreement	VA	1	1	1	0	1
Juvenile Total		542	1,447	1,447	513	934

Norfolk Totals		1,256	3,754	3,754	1,351	2,403
-----------------------	--	--------------	--------------	--------------	--------------	--------------



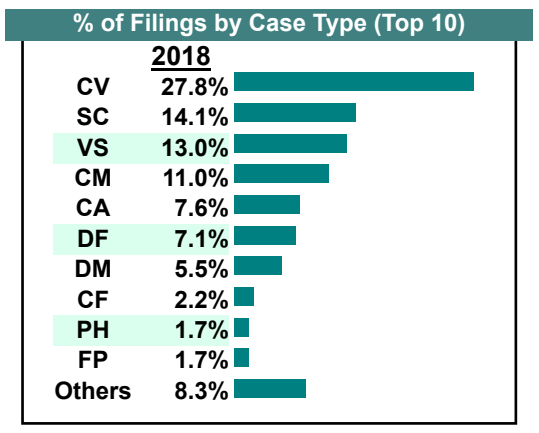
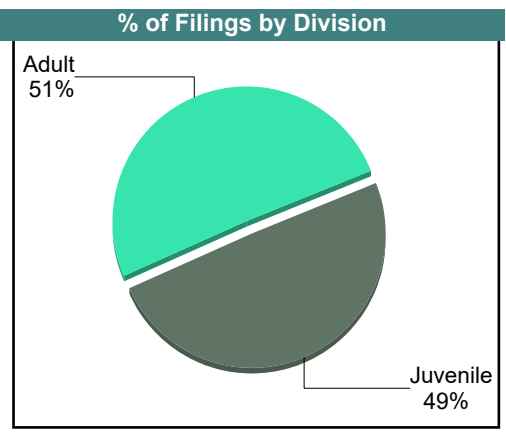

CASELOAD STATISTICS OF THE JUVENILE & DOMESTIC RELATIONS COURTS

March 2018

Norfolk

District: 4

		<u>Filings</u>	<u>Hearings</u>	<u>Transactions</u>	<u>Concluded</u>	<u>Cont</u>
<u>Adult</u>						
Non-Family Abuse Prot Order	AP	3	4	4	1	3
Capias	CA	113	523	523	160	363
Felony	CF	33	158	158	47	111
Misdemeanor	CM	163	762	762	278	484
Family Abuse - Prot Order	FP	25	56	56	22	34
Motion - Prot Order	MP	2	4	4	3	1
Other	OT	15	21	21	10	11
Remand Support	RS	4	4	4	4	-
Show Cause	SC	201	677	677	281	396
Civil Support	VS	193	410	410	202	208
Adult Total		752	2,619	2,619	1,008	1,611
<u>Juvenile</u>						
Abuse or Neglect	AN	22	94	94	12	82
Non-Family Abuse Prot Order	AP	2	5	5	4	1
Capias	CA	0	1	1	0	1
Child in Need of Services	CS	0	4	4	2	2
Custody Visitation	CV	413	873	873	418	455
Felony	DF	106	409	409	89	320
Misdemeanor	DM	82	302	302	87	215
Foster Care Review	FC	18	21	21	19	2
Initial Foster Care	IF	6	14	14	10	4
Juv Support	JS	1	2	2	0	2
Motion - Prot Order	MP	1	11	11	8	3
Permanency	PH	26	31	31	26	5
Petition	PT	4	17	17	9	8
Remand Custody	RC	7	7	7	7	-
Remand Visitation	RV	6	6	6	6	-
Show Cause	SC	8	26	26	11	15
Status	ST	16	35	35	21	14
Traffic	T	12	18	18	8	10
Term Parental Rights	TP	3	6	6	5	1
Truancy	TR	2	5	5	1	4
Juvenile Total		735	1,887	1,887	743	1,144
Norfolk Totals		1,487	4,506	4,506	1,751	2,755



CASELOAD STATISTICS OF THE JUVENILE & DOMESTIC RELATIONS COURTS

February 2018

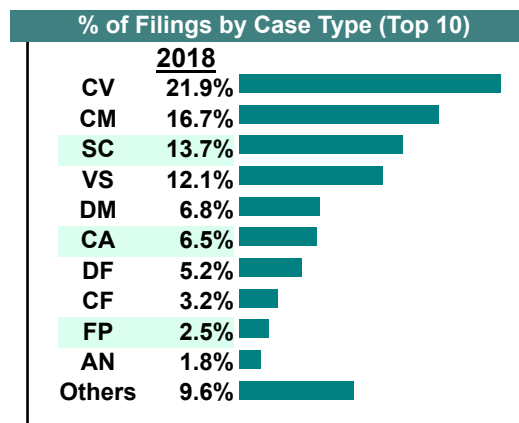
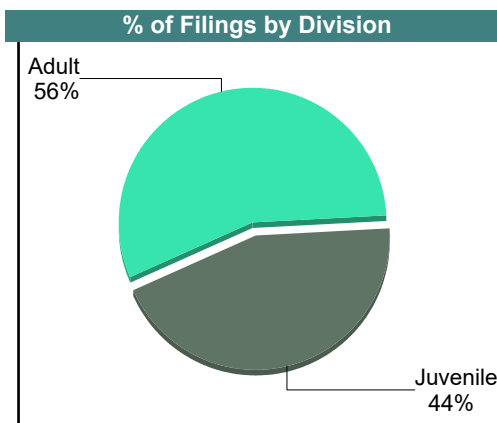

Norfolk

District: 4

		<u>Filings</u>	<u>Hearings</u>	<u>Transactions</u>	<u>Concluded</u>	<u>Cont</u>
Adult						
Non-Family Abuse Prot Order	AP	5	9	9	7	2
Bond Forfeiture	BF	1	1	1	1	-
Capias	CA	71	349	349	72	277
Felony	CF	35	182	182	57	125
Misdemeanor	CM	183	623	623	169	454
Family Abuse - Prot Order	FP	27	74	74	34	40
Motion - Prot Order	MP	1	3	3	1	2
Other	OT	7	18	18	9	9
Remand Support	RS	6	6	6	6	-
Show Cause	SC	143	447	447	172	275
Civil Support	VS	132	262	262	155	107
Adult Total		611	1,974	1,974	683	1,291

Juvenile						
Abuse or Neglect	AN	20	92	92	13	79
Non-Family Abuse Prot Order	AP	10	19	19	8	11
Child in Need of Services	CS	0	2	2	0	2
Custody Visitation	CV	240	558	558	262	296
Felony	DF	57	281	281	51	230
Misdemeanor	DM	74	243	243	50	193
Entrustment	ET	0	2	2	1	1
Foster Care Review	FC	8	12	12	11	1
Initial Foster Care	IF	7	10	10	2	8
Motion - Prot Order	MP	5	9	9	0	9
Permanency	PH	9	13	13	9	4
Petition	PT	3	6	6	2	4
Remand Custody	RC	8	8	8	8	-
RR	RR	0	2	2	0	2
Remand Visitation	RV	8	8	8	8	-
Show Cause	SC	7	31	31	11	20
Status	ST	18	43	43	24	19
Traffic	T	6	12	12	6	6
Term Parental Rights	TP	0	4	4	0	4
Truancy	TR	3	3	3	2	1
Juvenile Total		483	1,358	1,358	468	890

Norfolk Totals		1,094	3,332	3,332	1,151	2,181
-----------------------	--	--------------	--------------	--------------	--------------	--------------

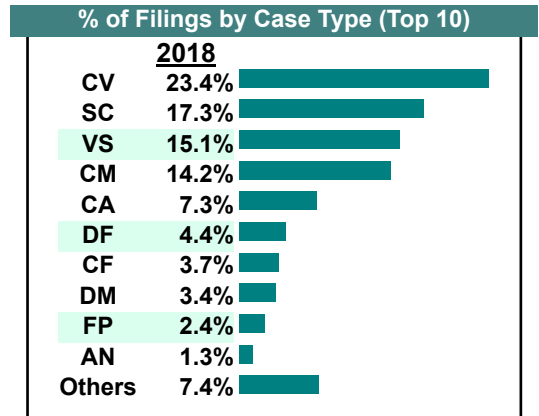
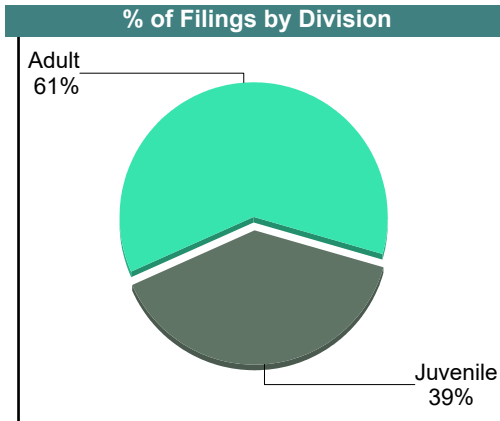
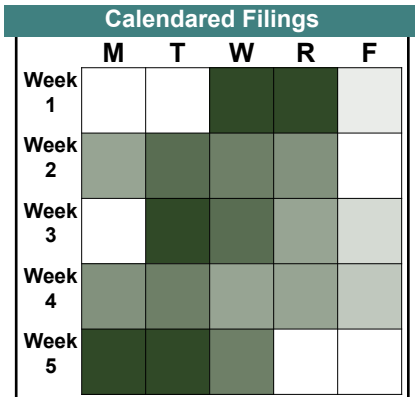


CASELOAD STATISTICS OF THE JUVENILE & DOMESTIC RELATIONS COURTS

January 2018

Norfolk
District: 4

		<u>Filings</u>	<u>Hearings</u>	<u>Transactions</u>	<u>Concluded</u>	<u>Cont</u>
<u>Adult</u>						
Non-Family Abuse Prot Order	AP	4	8	8	3	5
Bond Forfeiture	BF	0	1	1	1	-
Capias	CA	104	443	443	123	320
Felony	CF	53	299	299	48	251
Misdemeanor	CM	203	779	779	191	588
Family Abuse - Prot Order	FP	33	66	66	27	39
Motion - Prot Order	MP	4	7	7	2	5
Other	OT	10	15	15	10	5
Protective Order	PC	1	1	1	1	-
Remand Support	RS	4	4	4	4	-
Show Cause	SC	238	631	631	186	445
Civil Support	VS	215	415	415	177	238
Adult Total		869	2,669	2,669	773	1,896
<u>Juvenile</u>						
Abuse or Neglect	AN	18	73	73	8	65
Non-Family Abuse Prot Order	AP	3	7	7	4	3
Child in Need of Services	CS	1	3	3	0	3
Custody Visitation	CV	334	714	714	275	439
Felony	DF	62	290	290	33	257
Misdemeanor	DM	49	262	262	35	227
Foster Care Review	FC	10	11	11	9	2
Family Abuse - Prot Order	FP	1	2	2	2	-
Initial Foster Care	IF	4	4	4	0	4
Motion - Prot Order	MP	2	4	4	0	4
Permanency	PH	10	14	14	7	7
Petition	PT	17	25	25	10	15
Remand Custody	RC	4	4	4	4	-
RR	RR	0	1	1	0	1
Remand Visitation	RV	6	6	6	6	-
Show Cause	SC	9	23	23	6	17
Status	ST	17	38	38	13	25
Traffic	T	7	15	16	7	9
Term Parental Rights	TP	0	5	5	3	2
Truancy	TR	2	2	2	1	1
Juvenile Total		556	1,503	1,504	423	1,081
Norfolk Totals		1,425	4,172	4,173	1,196	2,977



Filings by Court & Division

		<u>Norfolk</u>		
A	Adult Misdemeanor	2,270	14.7%	
	Civil Support	1,923	12.4%	
	Show Cause	1,825	11.8%	
	Capias	916	5.9%	
	Adult Felony	564	3.6%	
	Family Abuse - Prot Order	412	2.7%	
	Other	106	0.7%	
	Non-Family Abuse Prot Order	73	0.5%	
	Remand Support	73	0.5%	
	Motion - Prot Order	33	0.2%	
	Protective Order	8	0.1%	
	Violation of PO	5	0.0%	
	Bond Forfeiture	4	0.0%	
Total		8,212	53%	
J	Custody Visitation	4,302	27.8%	
	Delinquency	1,327	8.6%	
	Abuse or Neglect	296	1.9%	
	Status Offense/Other	259	1.7%	
	Traffic	171	1.1%	
	Permanency	146	0.9%	
	Foster Care Review	144	0.9%	
	Initial Foster Care	108	0.7%	
	Show Cause	95	0.6%	
	Remand Custody	91	0.6%	
	Remand Visitation	87	0.6%	
	Paternity	86	0.6%	
	Non-Family Abuse Prot Order	51	0.3%	
	Term Parental Rights	51	0.3%	
	Motion - Prot Order	22	0.1%	
	Truancy	10	0.1%	
	Custody Relief	9	0.1%	
	Voluntary Continuing Services Agre	8	0.1%	
	Child in Need of Services	3	0.0%	
	Entrustment	3	0.0%	
	Family Abuse - Prot Order	2	0.0%	
	Capias	1	0.0%	
	Juv Support	1	0.0%	
	Restoration of Parental Rights	-	0.0%	
	Total		7,273	47%
	Total		15,485	100%

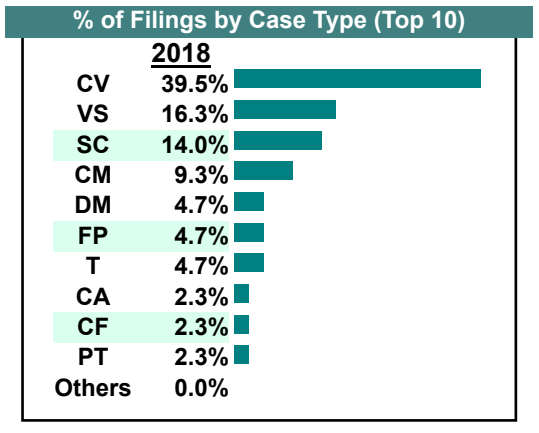
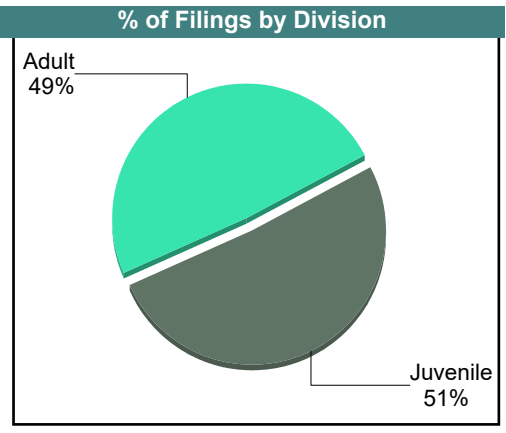
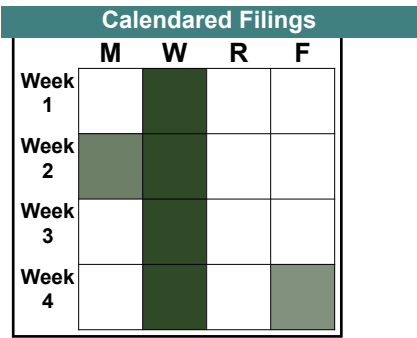
CASELOAD STATISTICS OF THE JUVENILE & DOMESTIC RELATIONS COURTS

December 2018

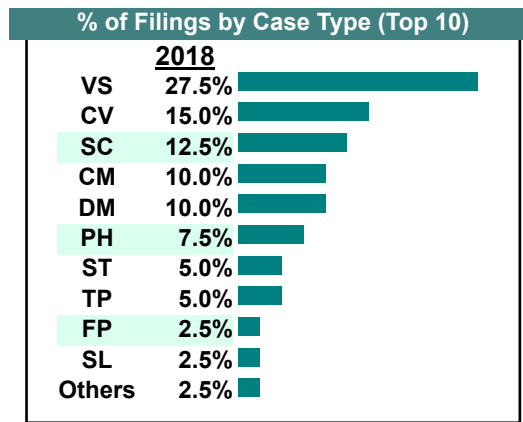
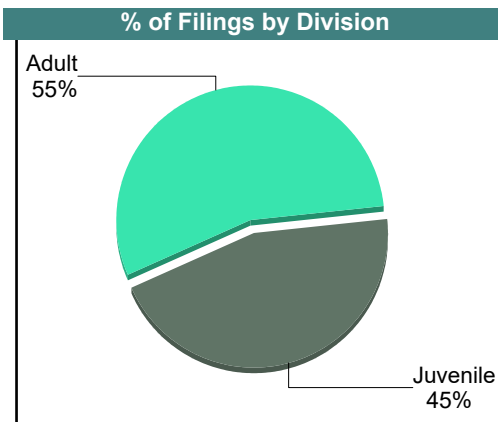
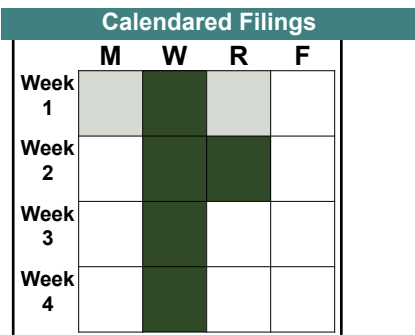
Franklin City

District: 5

		Filings	Hearings	Transactions	Concluded	Cont
Adult						
Capias	CA	1	2	2	2	-
Felony	CF	1	9	9	2	7
Misdemeanor	CM	4	13	13	2	11
Family Abuse - Prot Order	FP	2	5	5	2	3
Show Cause	SC	6	15	15	6	9
SL/Other	SL	0	1	1	1	-
Civil Support	VS	7	11	11	7	4
Adult Total		21	56	56	22	34
Juvenile						
Custody Visitation	CV	17	26	26	19	5
Misdemeanor	DM	2	5	5	0	5
Petition	PT	1	2	2	0	2
Status	ST	0	1	1	1	-
Traffic	T	2	4	4	2	2
Juvenile Total		22	38	38	22	14
Franklin City Totals		43	94	94	44	48



		<u>Filings</u>	<u>Hearings</u>	<u>Transactions</u>	<u>Concluded</u>	<u>Cont</u>
Adult						
Non-Family Abuse Prot Order	AP	0	1	1	1	-
Capias	CA	0	5	5	2	3
Felony	CF	0	5	5	2	3
Misdemeanor	CM	4	15	15	8	7
Family Abuse - Prot Order	FP	1	3	3	0	3
Show Cause	SC	5	21	21	7	14
SL/Other	SL	1	1	1	0	1
Civil Support	VS	11	15	15	11	4
Adult Total		22	66	66	31	35
Juvenile						
Abuse or Neglect	AN	0	3	3	2	1
Capias	CA	0	1	1	1	-
Custody Visitation	CV	6	20	20	7	13
Felony	DF	0	5	5	1	2
Misdemeanor	DM	4	16	16	2	9
Permanency	PH	3	3	3	0	-
Status	ST	2	2	2	0	2
Traffic	T	1	0	1	1	-
Term Parental Rights	TP	2	3	3	0	2
Juvenile Total		18	53	54	14	29
Franklin City Totals		40	119	120	45	64



CASELOAD STATISTICS OF THE JUVENILE & DOMESTIC RELATIONS COURTS

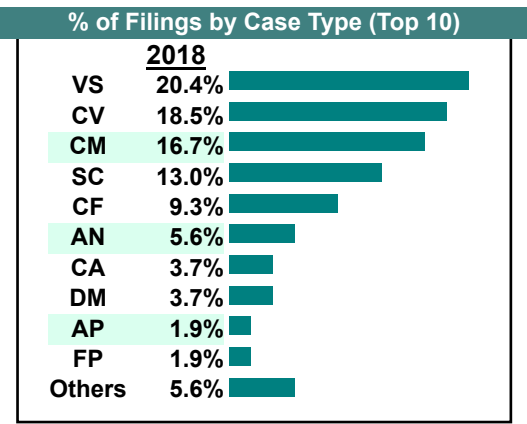
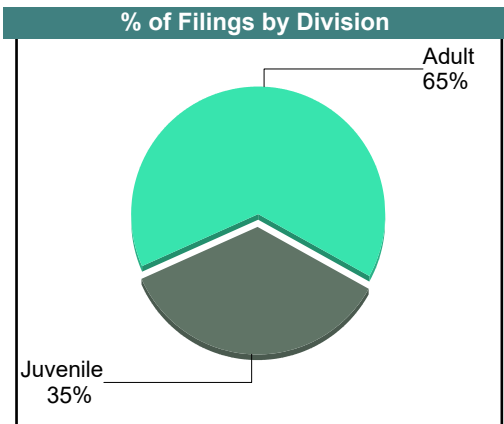
October 2018

Franklin City

District: 5

		<u>Filings</u>	<u>Hearings</u>	<u>Transactions</u>	<u>Concluded</u>	<u>Cont</u>
<u>Adult</u>						
Non-Family Abuse Prot Order	AP	1	1	1	0	1
Capias	CA	1	6	6	2	4
Felony	CF	5	15	15	5	10
Misdemeanor	CM	9	26	26	5	21
Family Abuse - Prot Order	FP	1	2	2	1	1
Motion - Prot Order	MP	1	1	1	1	-
Show Cause	SC	6	11	11	3	8
Civil Support	VS	11	17	17	12	5
Adult Total		35	79	79	29	50
<u>Juvenile</u>						
Abuse or Neglect	AN	3	12	12	9	3
Capias	CA	1	1	1	1	-
Custody Visitation	CV	10	22	22	10	12
Felony	DF	0	2	2	2	-
Misdemeanor	DM	2	5	5	0	5
Petition	PT	1	1	1	0	1
Show Cause	SC	1	2	2	2	-
Traffic	T	1	3	3	0	3
Juvenile Total		19	48	48	24	24
Franklin City Totals		54	127	127	53	74

Calendared Filings					
	M	T	W	R	F
Week 1					
Week 2					
Week 3					
Week 4					
Week 5					



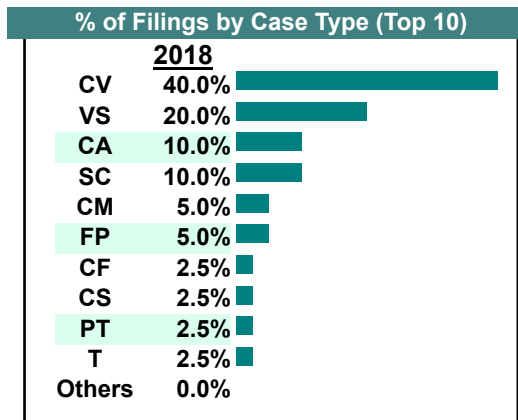
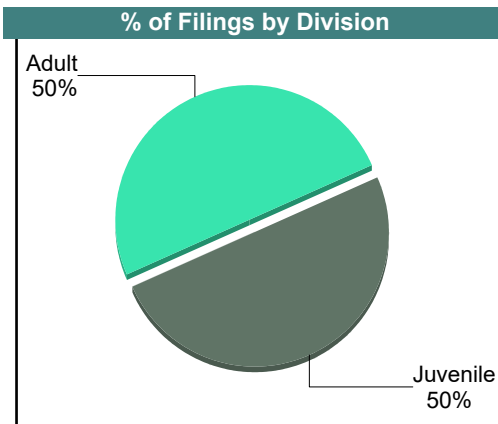
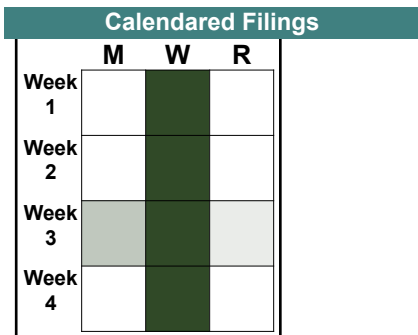
CASELOAD STATISTICS OF THE JUVENILE & DOMESTIC RELATIONS COURTS

September 2018

Franklin City

District: 5

		Filings	Hearings	Transactions	Concluded	Cont
Adult						
Capias	CA	4	14	14	8	6
Felony	CF	1	10	10	5	5
Misdemeanor	CM	2	25	25	13	12
Family Abuse - Prot Order	FP	2	5	5	3	2
Show Cause	SC	3	18	18	9	9
Civil Support	VS	8	13	13	8	5
Adult Total		20	85	85	46	39
Juvenile						
Abuse or Neglect	AN	0	10	10	0	10
Child in Need of Services	CS	1	1	1	0	1
Custody Visitation	CV	16	37	37	9	28
Felony	DF	0	2	2	0	2
Misdemeanor	DM	0	2	2	2	-
Petition	PT	1	2	2	2	-
Show Cause	SC	1	1	1	0	1
Status	ST	0	1	1	0	1
Traffic	T	1	2	2	0	2
Term Parental Rights	TP	0	1	1	0	1
Juvenile Total		20	59	59	13	46
Franklin City Totals		40	144	144	59	85



CASELOAD STATISTICS OF THE JUVENILE & DOMESTIC RELATIONS COURTS

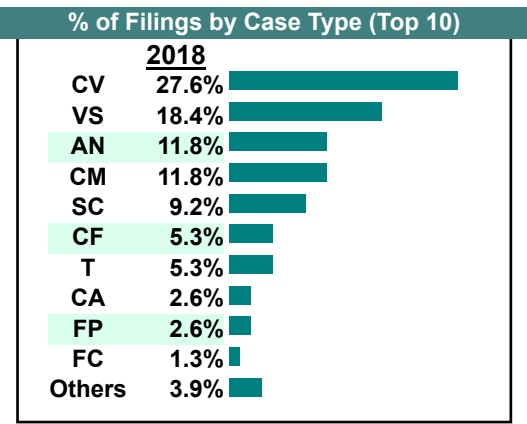
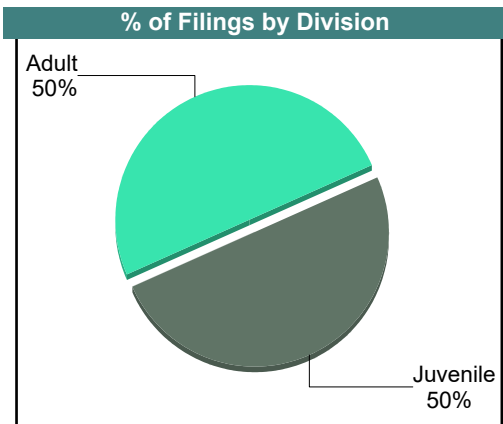
Franklin City

District: 5

August 2018

		<u>Filings</u>	<u>Hearings</u>	<u>Transactions</u>	<u>Concluded</u>	<u>Cont</u>
<u>Adult</u>						
Capias	CA	2	7	7	2	5
Felony	CF	4	27	27	10	17
Misdemeanor	CM	9	40	40	8	32
Family Abuse - Prot Order	FP	2	4	4	2	2
Show Cause	SC	7	14	14	4	10
Civil Support	VS	14	20	20	10	7
Adult Total		38	112	112	36	73
<u>Juvenile</u>						
Abuse or Neglect	AN	9	10	10	0	10
Capias	CA	0	2	2	0	2
Custody Visitation	CV	21	54	54	23	31
Felony	DF	0	4	4	2	2
Misdemeanor	DM	0	1	1	1	-
Foster Care Review	FC	1	1	1	1	-
Permanency	PH	1	1	1	1	-
Remand Custody	RC	1	1	1	1	-
Remand Visitation	RV	1	1	1	1	-
Traffic	T	4	4	4	3	1
Juvenile Total		38	79	79	33	46
Franklin City Totals		76	191	191	69	119

Calendared Filings				
	M	W	R	F
Week 1				
Week 2				
Week 3				
Week 4				
Week 5				



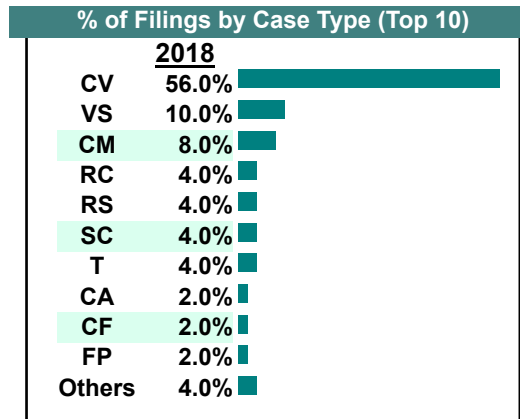
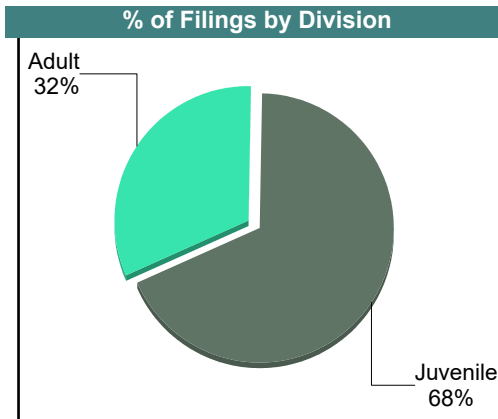

CASELOAD STATISTICS OF THE JUVENILE & DOMESTIC RELATIONS COURTS

July 2018

Franklin City

District: 5

		<u>Filings</u>	<u>Hearings</u>	<u>Transactions</u>	<u>Concluded</u>	<u>Cont</u>
Adult						
Capias	CA	1	2	2	0	2
Felony	CF	1	3	3	0	3
Misdemeanor	CM	4	14	14	4	10
Family Abuse - Prot Order	FP	1	1	1	0	1
Remand Support	RS	2	2	2	2	-
Show Cause	SC	2	4	4	2	2
Civil Support	VS	5	9	9	4	5
Adult Total		16	35	35	12	23
Juvenile						
Abuse or Neglect	AN	0	3	3	3	-
Custody Visitation	CV	28	40	40	13	27
Felony	DF	0	1	1	0	1
Misdemeanor	DM	0	2	2	0	2
Petition	PT	1	1	1	0	1
Remand Custody	RC	2	2	2	2	-
Remand Visitation	RV	1	1	1	1	-
Traffic	T	2	2	2	2	-
Juvenile Total		34	52	52	21	31
Franklin City Totals		50	87	87	33	54



CASELOAD STATISTICS OF THE JUVENILE & DOMESTIC RELATIONS COURTS

June 2018

Franklin City

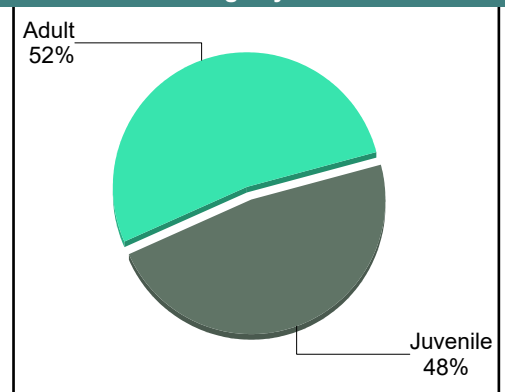
District: 5

		<u>Filings</u>	<u>Hearings</u>	<u>Transactions</u>	<u>Concluded</u>	<u>Cont</u>
Adult						
Capias	CA	3	9	9	3	6
Felony	CF	11	24	24	1	23
Misdemeanor	CM	4	13	13	2	11
Family Abuse - Prot Order	FP	0	1	1	0	1
Show Cause	SC	9	18	18	11	7
Civil Support	VS	6	11	11	7	4
Adult Total		33	76	76	24	52
Juvenile						
Abuse or Neglect	AN	0	3	3	0	3
Custody Visitation	CV	18	46	46	31	14
Permanency	PH	5	5	5	5	-
Remand Visitation	RV	1	1	1	1	-
Status	ST	0	1	1	0	1
Term Parental Rights	TP	6	6	6	5	1
Juvenile Total		30	62	62	42	19
Franklin City Totals		63	138	138	66	71

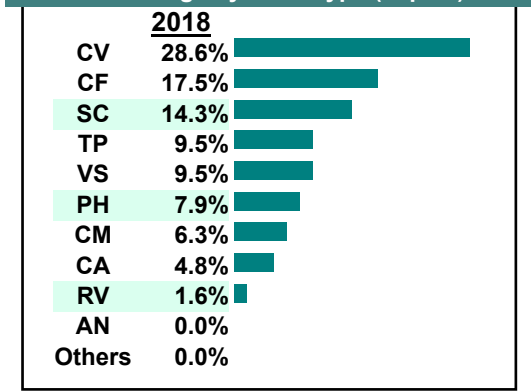
Calendared Filings

	M	T	W
Week 1			
Week 2			
Week 3			
Week 4			

% of Filings by Division



% of Filings by Case Type (Top 10)



CASELOAD STATISTICS OF THE JUVENILE & DOMESTIC RELATIONS COURTS

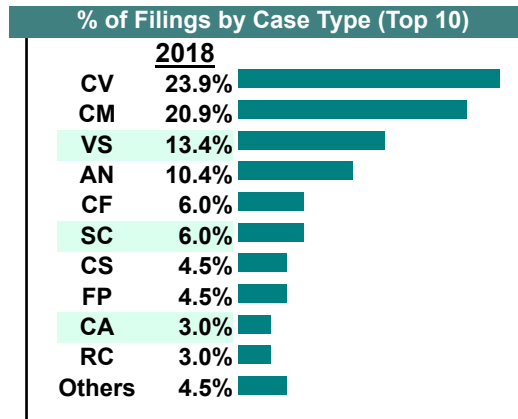
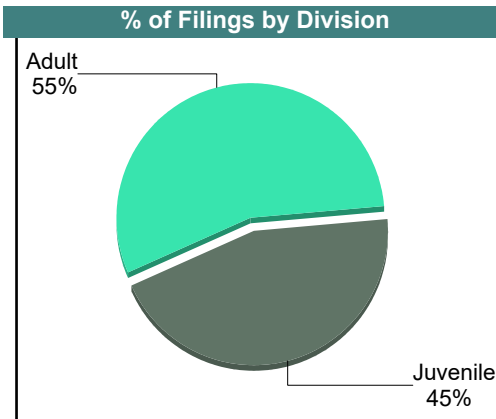
May 2018

Franklin City

District: 5

		<u>Filings</u>	<u>Hearings</u>	<u>Transactions</u>	<u>Concluded</u>	<u>Cont</u>
<u>Adult</u>						
Capias	CA	2	6	6	2	4
Felony	CF	4	13	13	3	10
Misdemeanor	CM	14	36	36	10	26
Family Abuse - Prot Order	FP	3	5	5	2	3
Remand Support	RS	1	1	1	1	-
Show Cause	SC	4	21	21	15	6
Civil Support	VS	9	16	16	9	7
Adult Total		37	98	98	42	56
<u>Juvenile</u>						
Abuse or Neglect	AN	7	12	12	4	8
Child in Need of Services	CS	3	3	3	3	-
Custody Visitation	CV	16	31	31	12	19
Felony	DF	0	4	4	0	4
Misdemeanor	DM	1	3	3	0	3
Remand Custody	RC	2	2	2	2	-
Remand Visitation	RV	1	1	1	1	-
Status	ST	0	1	1	0	1
Juvenile Total		30	57	57	22	35
Franklin City Totals		67	155	155	64	91

Calendared Filings			
	M	W	R
Week 1			
Week 2			
Week 3			
Week 4			
Week 5			



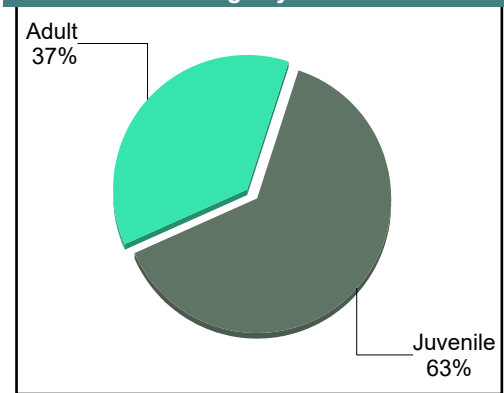
April 2018

		Filings	Hearings	Transactions	Concluded	Cont
Adult						
Capias	CA	1	1	1	0	1
Felony	CF	2	7	7	0	7
Misdemeanor	CM	4	22	22	5	17
Show Cause	SC	3	9	9	2	7
Civil Support	VS	1	1	1	1	-
Adult Total		11	40	40	8	32
Juvenile						
Abuse or Neglect	AN	2	4	4	2	2
Custody Visitation	CV	12	21	21	11	10
Felony	DF	2	4	4	0	4
Misdemeanor	DM	2	8	8	5	3
Status	ST	1	1	1	0	1
Juvenile Total		19	38	38	18	20
Franklin City Totals		30	78	78	26	52

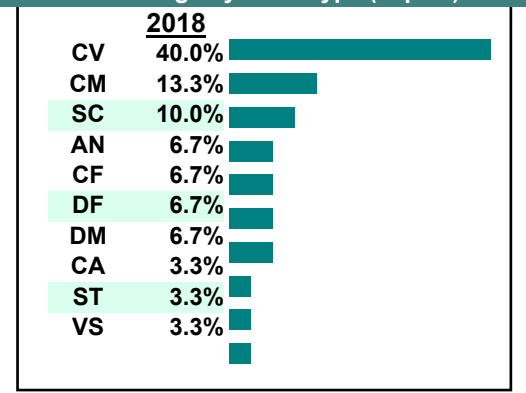
Calendared Filings

	M	W	R
Week 1			
Week 2			
Week 3			
Week 4			
Week 5			

% of Filings by Division



% of Filings by Case Type (Top 10)



CASELOAD STATISTICS OF THE JUVENILE & DOMESTIC RELATIONS COURTS

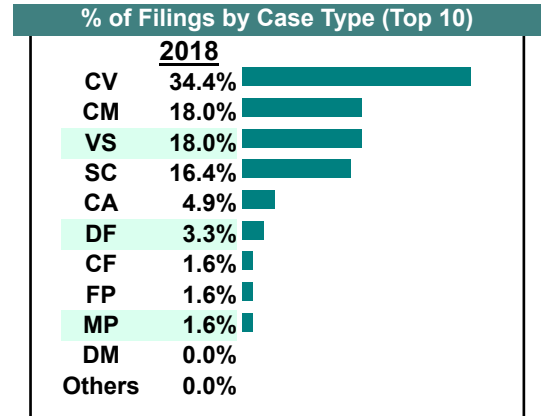
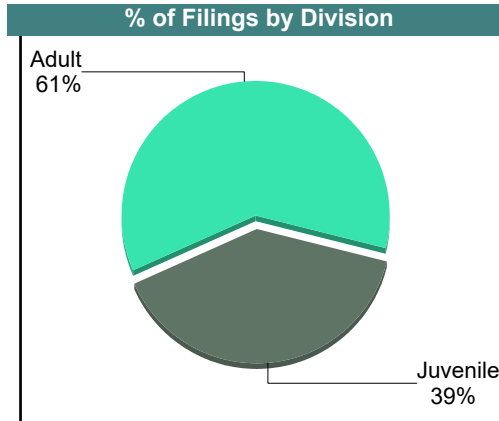
Franklin City

District: 5

March 2018

		<u>Filings</u>	<u>Hearings</u>	<u>Transactions</u>	<u>Concluded</u>	<u>Cont</u>
<u>Adult</u>						
Capias	CA	2	8	8	3	5
Felony	CF	1	2	2	0	2
Misdemeanor	CM	11	31	31	7	24
Family Abuse - Prot Order	FP	1	1	1	1	-
Motion - Prot Order	MP	1	1	1	1	-
Show Cause	SC	10	34	34	10	24
Civil Support	VS	11	13	13	10	3
Adult Total		37	90	90	32	58
<u>Juvenile</u>						
Capias	CA	1	1	1	0	1
Custody Visitation	CV	21	26	26	15	11
Felony	DF	2	3	3	0	3
Misdemeanor	DM	0	3	3	0	3
Traffic	T	0	2	2	2	-
Juvenile Total		24	35	35	17	18
Franklin City Totals		61	125	125	49	76

Calendared Filings			
	M	W	R
Week 1			
Week 2			
Week 3			
Week 4			
Week 5			

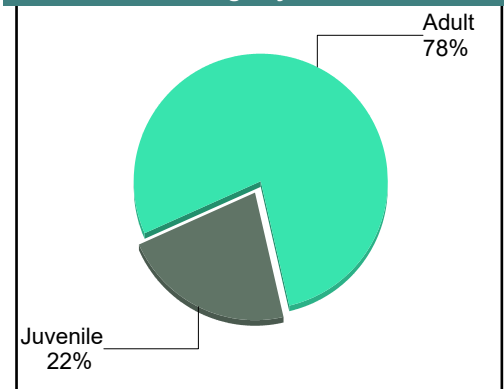


		Filings	Hearings	Transactions	Concluded	Cont
Adult						
Capias	CA	0	5	5	2	3
Felony	CF	1	3	3	0	3
Misdemeanor	CM	7	21	21	9	12
Show Cause	SC	12	17	17	6	11
Civil Support	VS	12	19	19	14	5
Adult Total		32	65	65	31	34
Juvenile						
Custody Visitation	CV	5	9	9	8	1
Felony	DF	0	6	6	5	1
Misdemeanor	DM	3	13	13	0	13
Traffic	T	1	3	3	2	1
Juvenile Total		9	31	31	15	16
Franklin City Totals		41	96	96	46	50

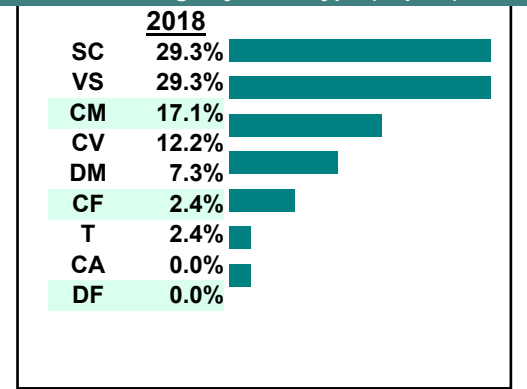
Calendared Filings

	M	T	W
Week 1			
Week 2			
Week 3			
Week 4			

% of Filings by Division



% of Filings by Case Type (Top 10)



CASELOAD STATISTICS OF THE JUVENILE & DOMESTIC RELATIONS COURTS

January 2018

Franklin City

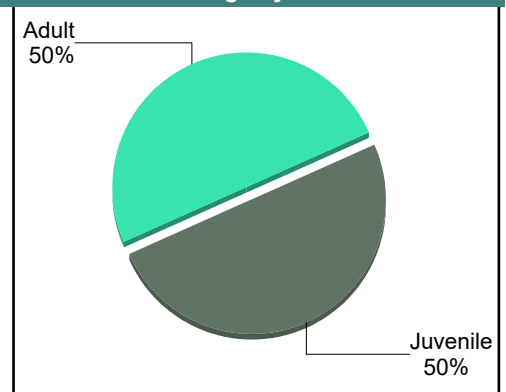
District: 5

		<u>Filings</u>	<u>Hearings</u>	<u>Transactions</u>	<u>Concluded</u>	<u>Cont</u>
<u>Adult</u>						
Capias	CA	4	7	7	1	6
Felony	CF	0	3	3	3	-
Misdemeanor	CM	11	33	33	14	19
Family Abuse - Prot Order	FP	0	2	2	1	1
Show Cause	SC	3	19	19	8	11
Civil Support	VS	6	9	9	4	5
Adult Total		24	73	73	31	42
<u>Juvenile</u>						
Custody Visitation	CV	19	32	32	11	21
Felony	DF	0	8	8	1	7
Misdemeanor	DM	0	3	3	2	1
Foster Care Review	FC	1	1	1	1	-
Initial Foster Care	IF	4	4	4	4	-
Traffic	T	0	3	3	2	1
Juvenile Total		24	51	51	21	30
Franklin City Totals		48	124	124	52	72

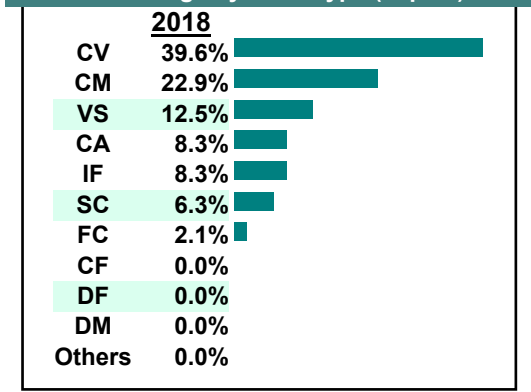
Calendared Filings

	M	W
Week 1		
Week 2		
Week 3		
Week 4		
Week 5		

% of Filings by Division



% of Filings by Case Type (Top 10)



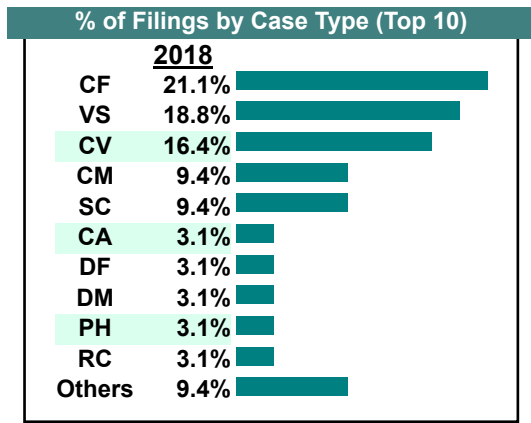
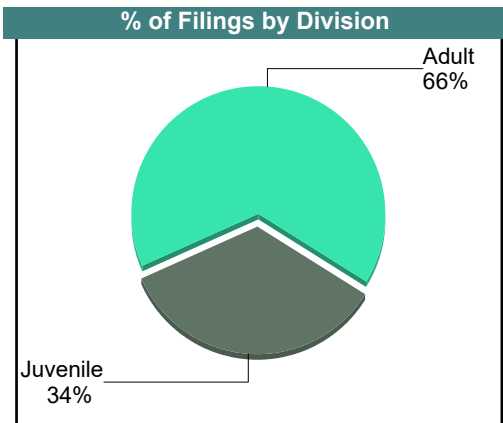
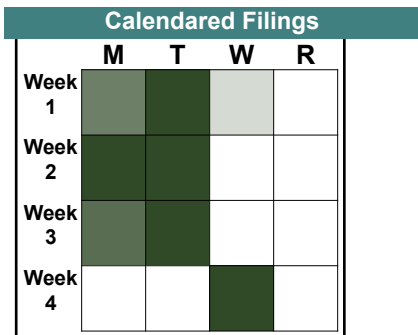
CASELOAD STATISTICS OF THE JUVENILE & DOMESTIC RELATIONS COURTS

Isle of Wight

District: 5

December 2018

		<u>Filings</u>	<u>Hearings</u>	<u>Transactions</u>	<u>Concluded</u>	<u>Cont</u>
<u>Adult</u>						
Bond Forfeiture	BF	0	2	2	2	-
Capias	CA	4	10	10	8	2
Felony	CF	27	48	48	8	40
Misdemeanor	CM	12	27	27	10	17
Family Abuse - Prot Order	FP	1	4	4	1	3
Remand Support	RS	3	3	3	3	-
Show Cause	SC	12	36	36	20	16
SL/Other	SL	1	1	1	0	1
Civil Support	VS	24	49	49	22	27
Adult Total		84	180	180	74	106
<u>Juvenile</u>						
Abuse or Neglect	AN	0	4	4	3	1
Capias	CA	0	2	2	2	-
Child in Need of Services	CS	0	1	1	0	1
Custody Visitation	CV	21	42	42	20	22
Felony	DF	4	14	14	0	14
Misdemeanor	DM	4	11	11	8	3
Permanency	PH	4	4	4	4	-
Remand Custody	RC	4	4	4	4	-
Remand Visitation	RV	4	4	4	4	-
Show Cause	SC	0	1	1	0	1
Traffic	T	3	7	7	2	5
Juvenile Total		44	94	94	47	47
Isle of Wight Totals		128	274	274	121	153



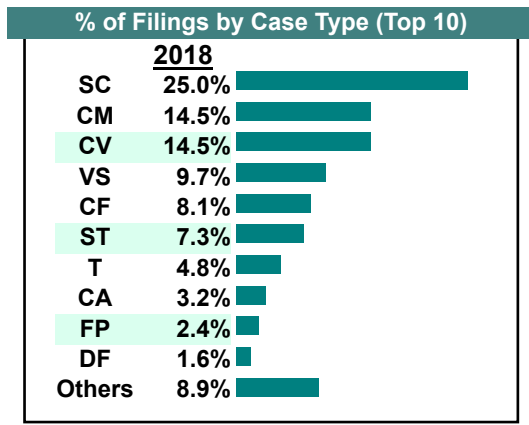
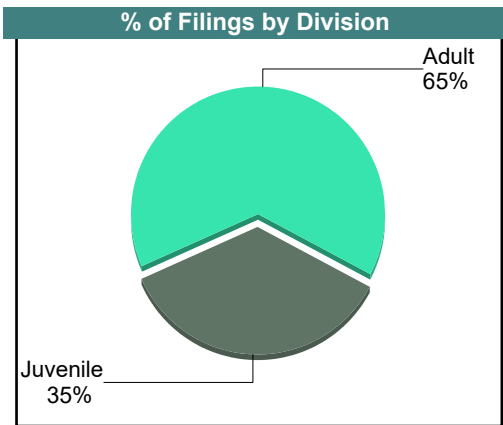

CASELOAD STATISTICS OF THE JUVENILE & DOMESTIC RELATIONS COURTS

Isle of Wight

District: 5

November 2018

		<u>Filings</u>	<u>Hearings</u>	<u>Transactions</u>	<u>Concluded</u>	<u>Cont</u>
<u>Adult</u>						
Capias	CA	3	5	5	2	3
Felony	CF	10	18	18	16	2
Misdemeanor	CM	18	32	32	17	15
Family Abuse - Prot Order	FP	3	5	5	2	3
Motion - Prot Order	MP	2	2	2	2	-
Remand Support	RS	1	1	1	1	-
Show Cause	SC	31	58	58	13	45
Civil Support	VS	12	32	32	14	18
Adult Total		80	153	153	67	86
<u>Juvenile</u>						
Abuse or Neglect	AN	1	5	5	0	5
Capias	CA	1	2	2	0	2
Custody Visitation	CV	18	48	48	14	34
Felony	DF	2	17	17	0	17
Misdemeanor	DM	2	10	10	2	8
Permanency	PH	1	1	1	1	-
Remand Custody	RC	2	2	2	2	-
Remand Visitation	RV	2	2	2	2	-
Show Cause	SC	0	1	1	0	1
Status	ST	9	9	9	9	-
Traffic	T	6	8	8	2	6
Juvenile Total		44	105	105	32	73
Isle of Wight Totals		124	258	258	99	159



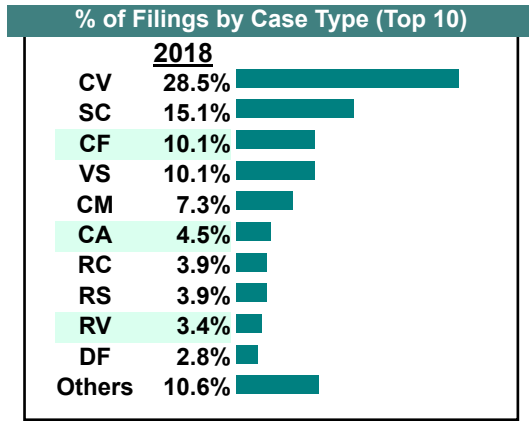
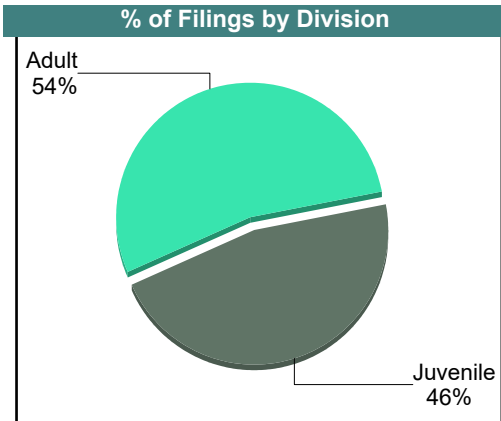
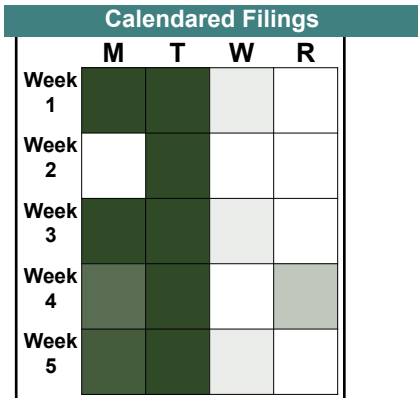
CASELOAD STATISTICS OF THE JUVENILE & DOMESTIC RELATIONS COURTS

October 2018

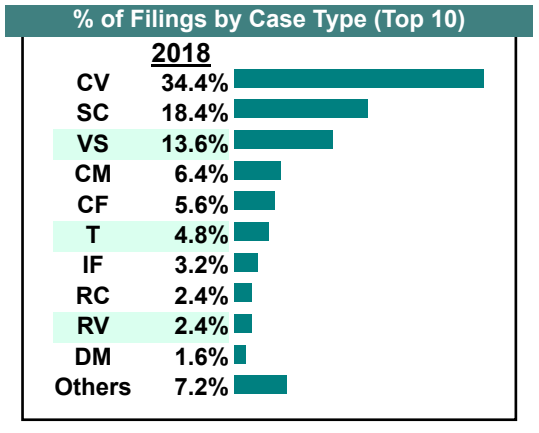
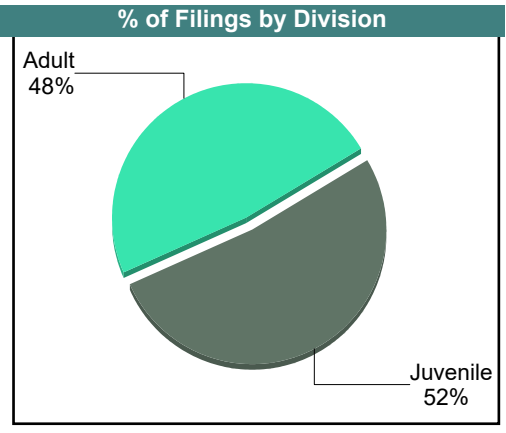
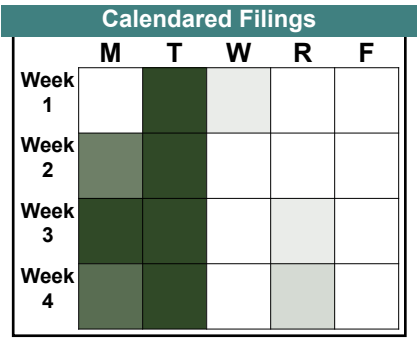
Isle of Wight

District: 5

		<u>Filings</u>	<u>Hearings</u>	<u>Transactions</u>	<u>Concluded</u>	<u>Cont</u>
Adult						
Bond Forfeiture	BF	1	1	1	0	1
Capias	CA	8	12	12	7	5
Felony	CF	18	33	33	23	10
Misdemeanor	CM	13	28	28	20	8
Family Abuse - Prot Order	FP	3	5	5	2	3
Other	OT	2	2	2	2	-
Remand Support	RS	7	7	7	7	-
Show Cause	SC	26	76	76	14	62
Civil Support	VS	18	35	35	21	14
Adult Total		96	199	199	96	103
Juvenile						
Abuse or Neglect	AN	3	6	6	0	6
Custody Visitation	CV	51	96	96	46	50
Felony	DF	5	11	11	2	9
Misdemeanor	DM	4	8	9	2	7
Initial Foster Care	IF	1	1	1	1	-
Petition	PT	0	2	2	1	1
Remand Custody	RC	7	7	7	7	-
Remand Visitation	RV	6	6	6	6	-
Show Cause	SC	1	1	1	0	1
Status	ST	2	4	4	2	2
Traffic	T	3	10	12	6	6
Juvenile Total		83	152	155	73	82
Isle of Wight Totals		179	351	354	169	185



		<u>Filings</u>	<u>Hearings</u>	<u>Transactions</u>	<u>Concluded</u>	<u>Cont</u>
<u>Adult</u>						
Bond Forfeiture	BF	0	1	1	1	-
Capias	CA	0	9	9	3	6
Felony	CF	7	22	22	14	8
Misdemeanor	CM	8	37	37	14	23
Family Abuse - Prot Order	FP	0	5	5	3	2
Other	OT	2	2	2	2	-
Remand Support	RS	2	2	2	2	-
Show Cause	SC	23	40	40	11	29
SL/Other	SL	1	2	2	1	1
Civil Support	VS	17	44	44	19	25
Adult Total		60	164	164	70	94
<u>Juvenile</u>						
Abuse or Neglect	AN	0	3	3	3	-
Capias	CA	1	1	1	0	1
Child in Need of Services	CS	1	2	2	1	1
Custody Visitation	CV	43	74	74	37	37
Felony	DF	0	25	25	9	16
Misdemeanor	DM	2	30	30	20	10
Initial Foster Care	IF	4	4	4	4	-
Petition	PT	1	1	1	0	1
Remand Custody	RC	3	3	3	3	-
Remand Visitation	RV	3	3	3	3	-
Status	ST	1	4	4	2	2
Traffic	T	6	10	11	4	7
Term Parental Rights	TP	0	2	2	0	2
Juvenile Total		65	162	163	86	77
Isle of Wight Totals		125	326	327	156	171



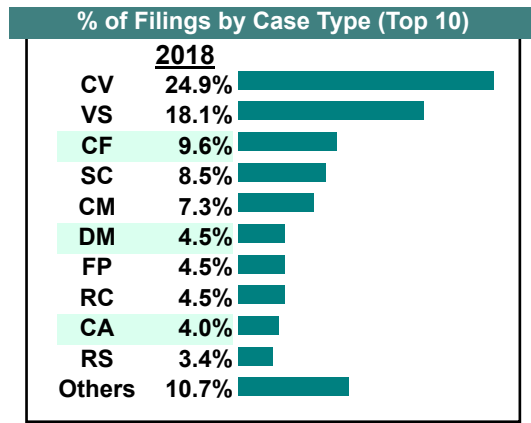
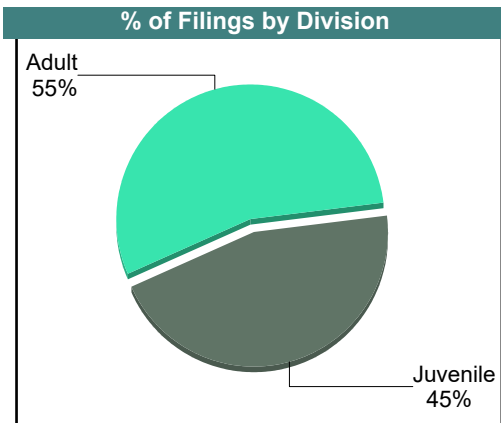

CASELOAD STATISTICS OF THE JUVENILE & DOMESTIC RELATIONS COURTS

Isle of Wight

District: 5

August 2018

		<u>Filings</u>	<u>Hearings</u>	<u>Transactions</u>	<u>Concluded</u>	<u>Cont</u>
<u>Adult</u>						
Capias	CA	6	9	9	5	4
Felony	CF	17	49	49	24	25
Misdemeanor	CM	13	35	35	11	24
Family Abuse - Prot Order	FP	8	15	15	3	12
Remand Support	RS	6	6	6	6	-
Show Cause	SC	15	45	45	14	31
Civil Support	VS	32	51	51	26	25
Adult Total		97	210	210	89	121
<u>Juvenile</u>						
Abuse or Neglect	AN	0	3	3	0	3
Capias	CA	1	1	1	1	-
Child in Need of Services	CS	0	1	1	0	1
Custody Visitation	CV	44	97	97	52	45
Felony	DF	3	14	14	0	14
Misdemeanor	DM	8	25	25	7	18
Family Abuse - Prot Order	FP	0	1	1	1	-
Initial Foster Care	IF	4	4	4	4	-
Petition	PT	1	2	2	0	2
Remand Custody	RC	8	8	8	8	-
Remand Visitation	RV	6	6	6	6	-
Status	ST	2	3	3	1	2
Traffic	T	3	5	6	2	4
Juvenile Total		80	170	171	82	89
Isle of Wight Totals		177	380	381	171	210



CASELOAD STATISTICS OF THE JUVENILE & DOMESTIC RELATIONS COURTS

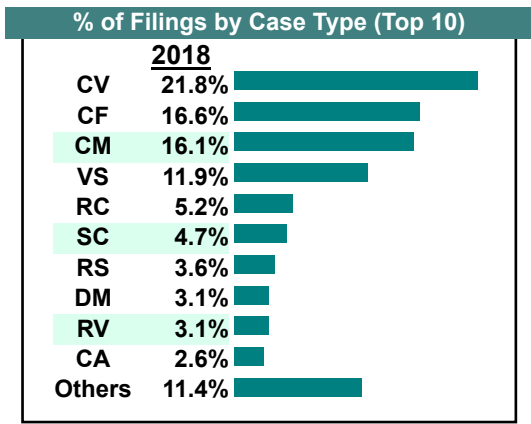
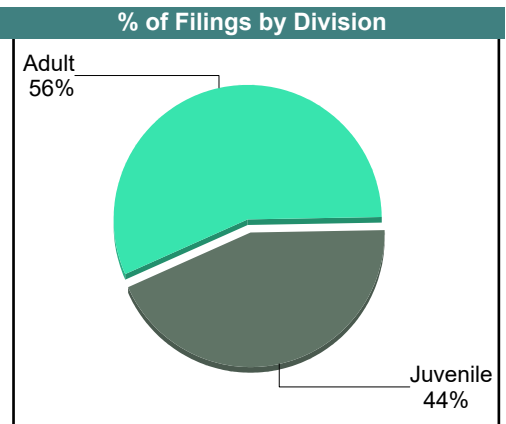
Isle of Wight

District: 5

July 2018

		<u>Filings</u>	<u>Hearings</u>	<u>Transactions</u>	<u>Concluded</u>	<u>Cont</u>
Adult						
Non-Family Abuse Prot Order	AP	1	2	2	1	1
Capias	CA	5	12	12	6	6
Felony	CF	32	44	44	19	25
Misdemeanor	CM	31	68	68	26	42
Family Abuse - Prot Order	FP	2	5	5	4	1
Remand Support	RS	7	7	7	7	-
Show Cause	SC	8	40	40	8	32
Civil Support	VS	23	49	49	22	27
Adult Total		109	227	227	93	134
Juvenile						
Abuse or Neglect	AN	3	6	6	0	6
Child in Need of Services	CS	0	1	1	0	1
Custody Visitation	CV	42	85	85	47	38
Felony	DF	5	25	25	4	21
Misdemeanor	DM	6	38	38	13	25
Foster Care Review	FC	1	1	1	1	-
Family Abuse - Prot Order	FP	1	1	1	0	1
Petition	PT	2	3	3	2	1
Remand Custody	RC	10	10	10	10	-
Remand Visitation	RV	6	6	6	6	-
Show Cause	SC	1	1	1	1	-
Status	ST	1	2	2	0	2
Traffic	T	4	7	8	6	2
Term Parental Rights	TP	2	2	2	0	2
Juvenile Total		84	188	189	90	99
Isle of Wight Totals		193	415	416	183	233

Calendared Filings					
	M	T	W	R	F
Week 1					
Week 2					
Week 3					
Week 4					
Week 5					



CASELOAD STATISTICS OF THE JUVENILE & DOMESTIC RELATIONS COURTS

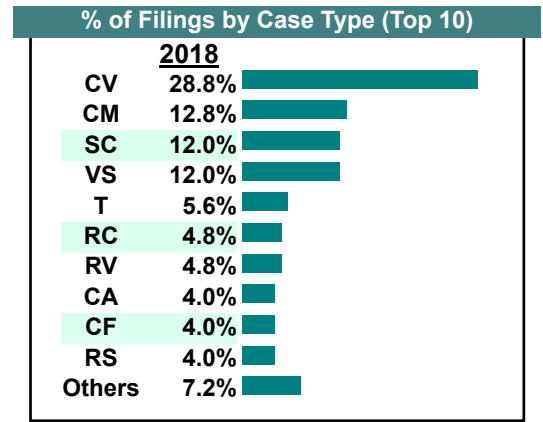
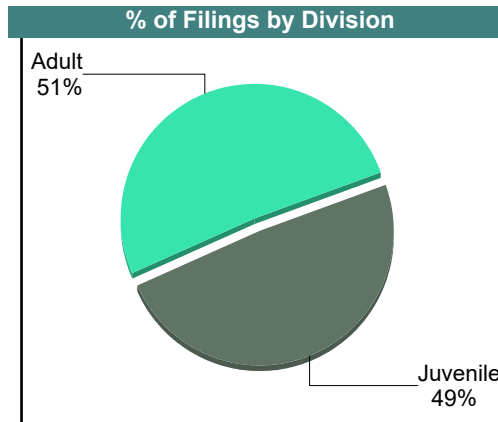
June 2018

Isle of Wight

District: 5

		<u>Filings</u>	<u>Hearings</u>	<u>Transactions</u>	<u>Concluded</u>	<u>Cont</u>
Adult						
Bond Forfeiture	BF	2	2	2	0	2
Capias	CA	5	11	11	6	5
Felony	CF	5	26	26	8	18
Misdemeanor	CM	16	32	32	13	19
Family Abuse - Prot Order	FP	1	3	3	2	1
Remand Support	RS	5	5	5	5	-
Show Cause	SC	15	47	47	24	23
Civil Support	VS	15	35	35	15	20
Adult Total		64	161	161	73	88
Juvenile						
Child in Need of Services	CS	0	1	1	0	1
Custody Visitation	CV	36	81	81	21	60
Felony	DF	0	15	15	4	11
Misdemeanor	DM	4	14	14	5	9
Initial Foster Care	IF	1	1	1	1	-
Petition	PT	1	1	1	1	-
Remand Custody	RC	6	6	6	6	-
Remand Visitation	RV	6	6	6	6	-
Traffic	T	7	10	11	5	6
Juvenile Total		61	135	136	49	87
Isle of Wight Totals		125	296	297	122	175

Calendared Filings					
	M	T	W	R	F
Week 1	█	█	█		
Week 2	█	█			
Week 3	█	█	█		
Week 4	█	█			█



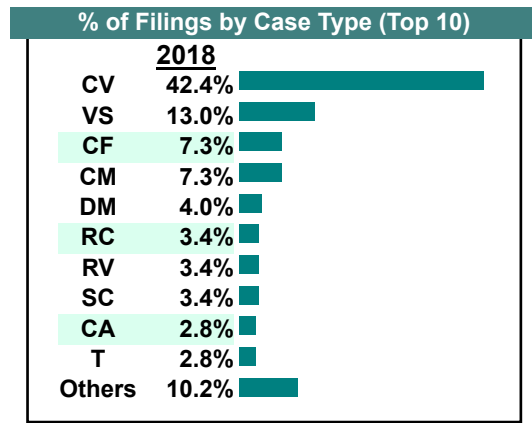
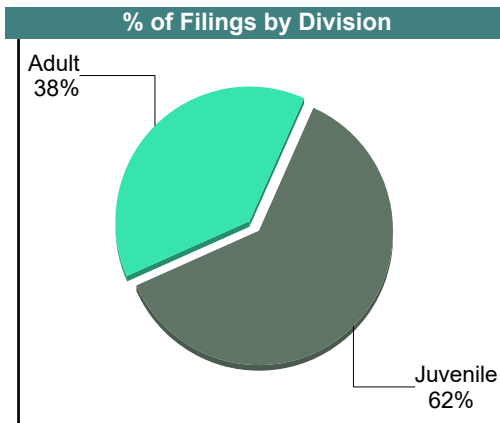

CASELOAD STATISTICS OF THE JUVENILE & DOMESTIC RELATIONS COURTS

Isle of Wight

District: 5

May 2018

		<u>Filings</u>	<u>Hearings</u>	<u>Transactions</u>	<u>Concluded</u>	<u>Cont</u>
Adult						
Capias	CA	5	8	8	7	1
Felony	CF	13	17	17	11	6
Misdemeanor	CM	13	34	34	18	16
Family Abuse - Prot Order	FP	4	10	10	6	4
Remand Support	RS	3	3	3	3	-
Show Cause	SC	6	44	44	24	20
SL/Other	SL	1	1	1	1	-
Civil Support	VS	23	41	41	22	19
Adult Total		68	158	158	92	66
Juvenile						
Custody Relief	CR	2	2	2	2	-
Child in Need of Services	CS	1	1	1	0	1
Custody Visitation	CV	75	107	107	62	45
Felony	DF	1	8	8	2	6
Misdemeanor	DM	7	13	13	4	9
Initial Foster Care	IF	4	4	4	4	-
Petition	PT	2	2	2	1	1
Remand Custody	RC	6	6	6	6	-
Remand Visitation	RV	6	6	6	6	-
Status	ST	0	3	3	3	-
Traffic	T	5	8	8	3	5
Juvenile Total		109	160	160	93	67
Isle of Wight Totals		177	318	318	185	133



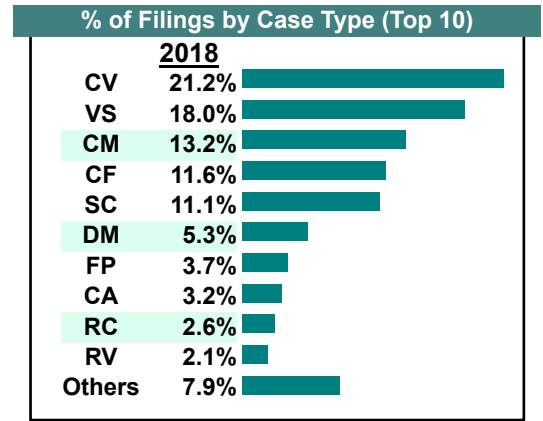
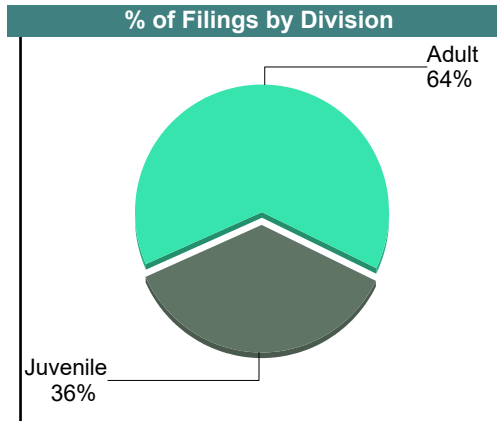
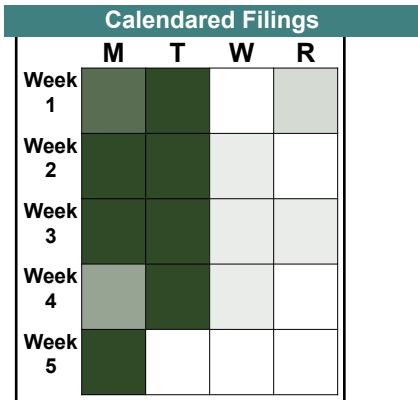
CASELOAD STATISTICS OF THE JUVENILE & DOMESTIC RELATIONS COURTS

Isle of Wight

District: 5

April 2018

		<u>Filings</u>	<u>Hearings</u>	<u>Transactions</u>	<u>Concluded</u>	<u>Cont</u>
<u>Adult</u>						
Capias	CA	6	11	11	5	6
Felony	CF	22	36	36	15	21
Misdemeanor	CM	25	40	40	8	32
Family Abuse - Prot Order	FP	7	20	20	10	10
Motion - Prot Order	MP	3	3	3	3	-
Remand Support	RS	3	3	3	3	-
Show Cause	SC	21	65	65	15	50
Civil Support	VS	34	48	48	26	22
Adult Total		121	226	226	85	141
<u>Juvenile</u>						
Abuse or Neglect	AN	0	8	8	4	4
Child in Need of Services	CS	0	1	1	1	-
Custody Visitation	CV	40	86	86	44	42
Felony	DF	1	31	31	11	20
Misdemeanor	DM	10	17	17	5	12
Initial Foster Care	IF	1	1	1	1	-
Permanency	PH	1	1	1	1	-
Remand Custody	RC	5	5	5	5	-
Remand Visitation	RV	4	4	4	4	-
Traffic	T	4	9	9	6	3
Term Parental Rights	TP	2	2	2	2	-
Juvenile Total		68	165	165	84	81
Isle of Wight Totals		189	391	391	169	222



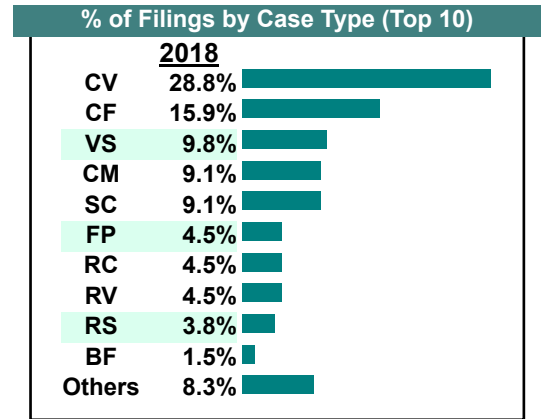
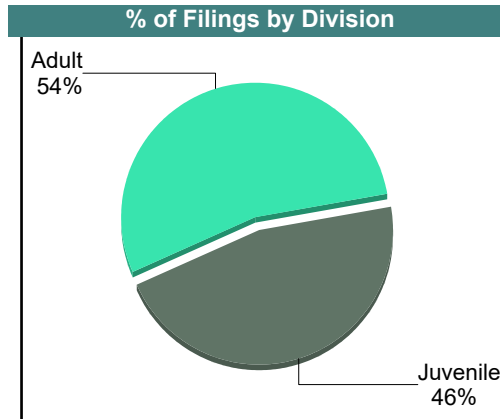
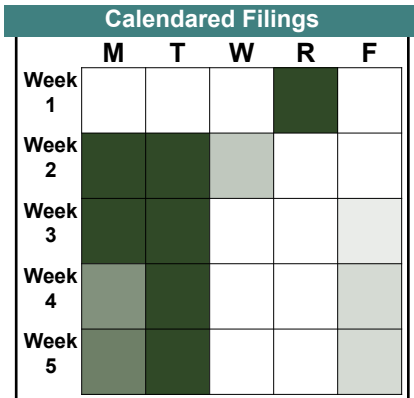
CASELOAD STATISTICS OF THE JUVENILE & DOMESTIC RELATIONS COURTS

Isle of Wight

District: 5

March 2018

		<u>Filings</u>	<u>Hearings</u>	<u>Transactions</u>	<u>Concluded</u>	<u>Cont</u>
Adult						
Bond Forfeiture	BF	2	2	2	1	1
Capias	CA	1	8	8	1	7
Felony	CF	21	31	31	20	11
Misdemeanor	CM	12	35	35	14	21
Family Abuse - Prot Order	FP	6	12	12	2	10
Protective Order	PC	1	1	1	1	-
Remand Support	RS	5	5	5	5	-
Show Cause	SC	10	28	28	10	18
Civil Support	VS	13	20	20	11	9
Adult Total		71	142	142	65	77
Juvenile						
Abuse or Neglect	AN	0	10	10	7	3
Non-Family Abuse Prot Order	AP	1	2	2	1	1
Custody Relief	CR	2	2	2	2	-
Child in Need of Services	CS	1	2	2	0	2
Custody Visitation	CV	38	61	61	48	13
Felony	DF	1	18	18	2	16
Misdemeanor	DM	2	16	16	11	5
Remand Custody	RC	6	6	6	6	-
Remand Visitation	RV	6	6	6	6	-
Show Cause	SC	2	2	2	2	-
Traffic	T	2	10	10	6	4
Juvenile Total		61	135	135	91	44
Isle of Wight Totals		132	277	277	156	121



CASELOAD STATISTICS OF THE JUVENILE & DOMESTIC RELATIONS COURTS

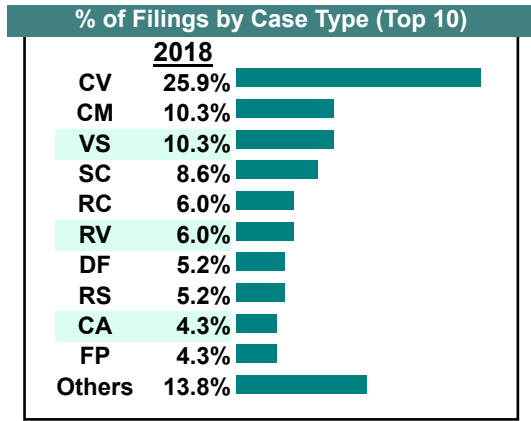
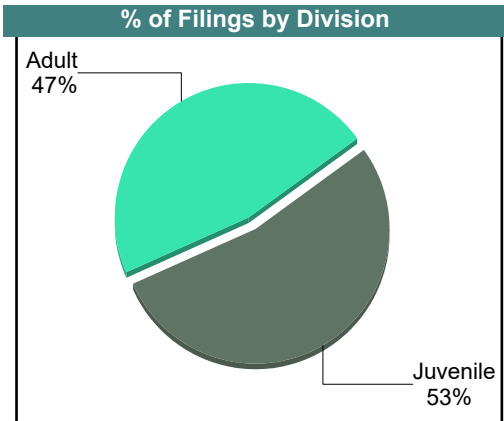
Isle of Wight

District: 5

February 2018

		<u>Filings</u>	<u>Hearings</u>	<u>Transactions</u>	<u>Concluded</u>	<u>Cont</u>
Adult						
Capias	CA	5	14	14	7	7
Felony	CF	4	15	15	7	8
Misdemeanor	CM	12	24	24	7	17
Family Abuse - Prot Order	FP	5	8	8	2	6
Remand Support	RS	6	6	6	6	-
Show Cause	SC	10	41	41	14	27
Civil Support	VS	12	24	24	15	9
Adult Total		54	132	132	58	74
Juvenile						
Abuse or Neglect	AN	3	17	17	0	17
Non-Family Abuse Prot Order	AP	0	1	1	1	-
Capias	CA	0	1	1	1	-
Custody Visitation	CV	30	56	56	23	33
Felony	DF	6	23	23	0	23
Misdemeanor	DM	4	8	8	2	6
Remand Custody	RC	7	7	7	7	-
Remand Visitation	RV	7	7	7	7	-
Show Cause	SC	0	1	1	1	-
Status	ST	0	3	3	0	3
Traffic	T	5	6	6	0	6
Juvenile Total		62	130	130	42	88
Isle of Wight Totals		116	262	262	100	162

Calendared Filings					
	M	T	W	R	F
Week 1	█	█	█	█	█
Week 2	█	█	█	█	█
Week 3	█	█	█	█	█
Week 4	█	█	█	█	█



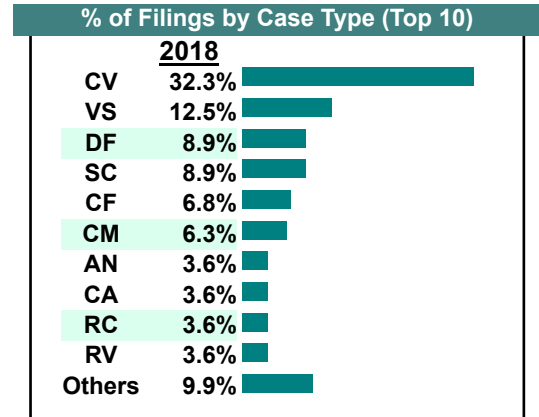
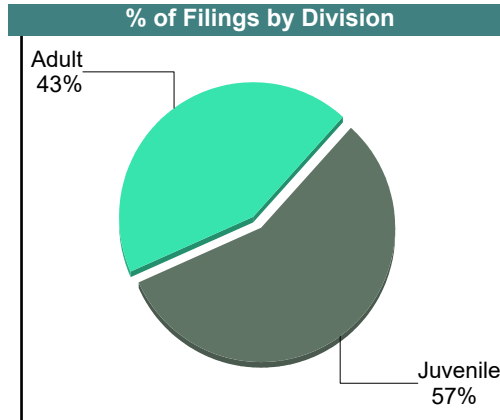
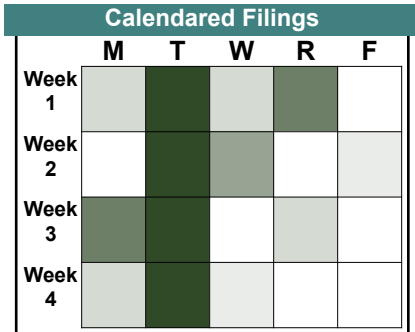
CASELOAD STATISTICS OF THE JUVENILE & DOMESTIC RELATIONS COURTS

January 2018

Isle of Wight

District: 5

		<u>Filings</u>	<u>Hearings</u>	<u>Transactions</u>	<u>Concluded</u>	<u>Cont</u>
<u>Adult</u>						
Capias	CA	6	9	9	2	7
Felony	CF	13	23	23	9	14
Misdemeanor	CM	12	31	31	16	15
Family Abuse - Prot Order	FP	5	10	10	6	4
Motion - Prot Order	MP	1	1	1	1	-
Protective Order	PC	1	1	1	1	-
Remand Support	RS	4	4	4	4	-
Show Cause	SC	17	43	43	19	24
Civil Support	VS	24	37	37	20	17
Adult Total		83	159	159	78	81
<u>Juvenile</u>						
Abuse or Neglect	AN	7	8	8	0	8
Non-Family Abuse Prot Order	AP	2	2	2	1	1
Capias	CA	1	1	1	0	1
Custody Visitation	CV	62	94	94	67	27
Felony	DF	17	41	41	0	41
Misdemeanor	DM	2	29	29	4	25
Petition	PT	1	1	1	1	-
Remand Custody	RC	7	7	7	7	-
Remand Visitation	RV	7	7	7	7	-
Show Cause	SC	0	1	1	1	-
Status	ST	0	4	4	0	4
Traffic	T	3	9	9	6	3
Juvenile Total		109	204	204	94	110
Isle of Wight Totals		192	363	363	172	191



CASELOAD STATISTICS OF THE JUVENILE & DOMESTIC RELATIONS COURTS

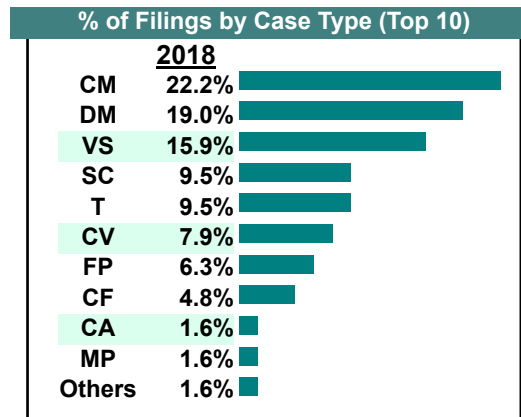
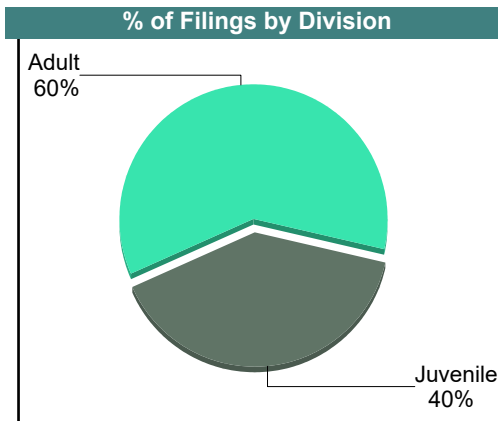
December 2018

Southampton

District: 5

		<u>Filings</u>	<u>Hearings</u>	<u>Transactions</u>	<u>Concluded</u>	<u>Cont</u>
<u>Adult</u>						
Capias	CA	1	5	5	2	3
Felony	CF	3	4	4	0	4
Misdemeanor	CM	14	26	26	1	25
Family Abuse - Prot Order	FP	3	3	3	1	2
Motion - Prot Order	MP	1	1	1	0	1
Show Cause	SC	6	18	18	6	12
Civil Support	VS	10	14	14	8	6
Adult Total		38	71	71	18	53
<u>Juvenile</u>						
Non-Family Abuse Prot Order	AP	0	1	1	0	1
Custody Visitation	CV	5	19	19	14	5
Felony	DF	0	2	2	0	2
Misdemeanor	DM	12	22	22	0	22
Family Abuse - Prot Order	FP	1	1	1	1	-
Traffic	T	6	7	7	2	5
Voluntary Continuing Services Agreement	VA	1	1	1	1	-
Juvenile Total		25	53	53	18	35
Southampton Totals		63	124	124	36	88

Calendared Filings					
	M	T	W	R	F
Week 1					
Week 2					
Week 3					
Week 4					



CASELOAD STATISTICS OF THE JUVENILE & DOMESTIC RELATIONS COURTS

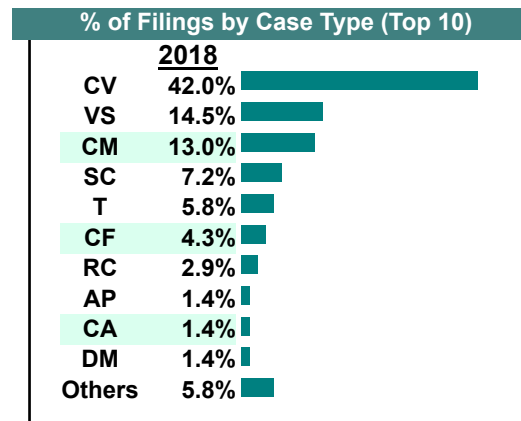
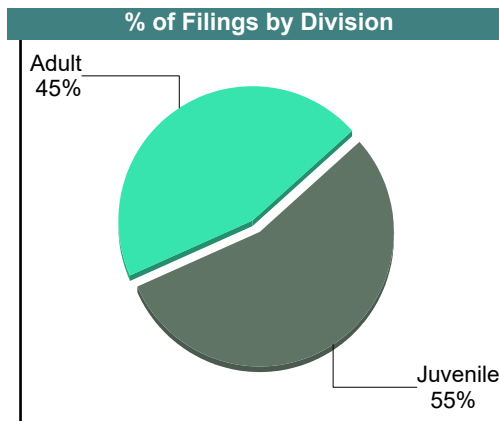
Southampton

District: 5

November 2018

		<u>Filings</u>	<u>Hearings</u>	<u>Transactions</u>	<u>Concluded</u>	<u>Cont</u>
<u>Adult</u>						
Capias	CA	1	3	3	0	3
Felony	CF	3	6	6	1	5
Misdemeanor	CM	9	24	24	7	17
Family Abuse - Prot Order	FP	1	3	3	1	2
Motion - Prot Order	MP	1	1	1	1	-
Remand Support	RS	1	1	1	1	-
Show Cause	SC	5	25	25	7	18
Civil Support	VS	10	25	25	13	12
Adult Total		31	88	88	31	57
<u>Juvenile</u>						
Non-Family Abuse Prot Order	AP	1	1	1	0	1
Custody Visitation	CV	29	58	58	29	29
Felony	DF	0	4	4	0	4
Misdemeanor	DM	1	8	8	5	3
Foster Care Review	FC	1	1	1	1	-
Remand Custody	RC	2	2	2	2	-
Traffic	T	4	11	11	8	3
Juvenile Total		38	85	85	45	40
Southampton Totals		69	173	173	76	97

Calendared Filings					
	M	T	W	R	F
Week 1					
Week 2					
Week 3					
Week 4					
Week 5					



CASELOAD STATISTICS OF THE JUVENILE & DOMESTIC RELATIONS COURTS

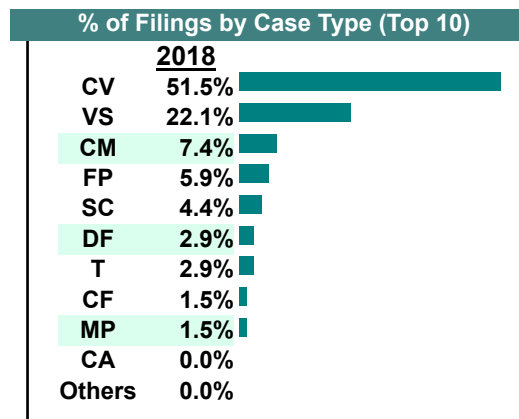
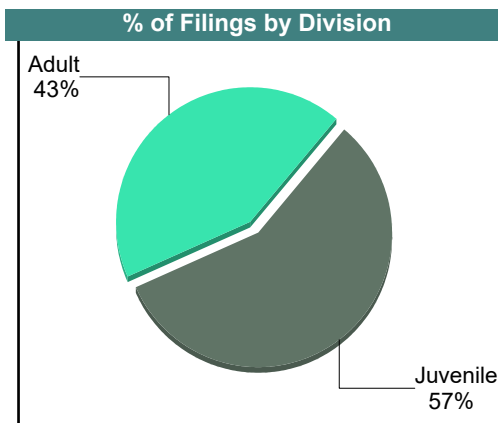
Southampton

District: 5

October 2018

		<u>Filings</u>	<u>Hearings</u>	<u>Transactions</u>	<u>Concluded</u>	<u>Cont</u>
Adult						
Capias	CA	0	4	4	3	1
Felony	CF	1	7	7	2	5
Misdemeanor	CM	5	11	11	4	7
Family Abuse - Prot Order	FP	4	8	8	5	3
Motion - Prot Order	MP	1	1	1	1	-
Show Cause	SC	3	13	13	4	9
Civil Support	VS	15	17	17	8	9
Adult Total		29	61	61	27	34
Juvenile						
Custody Visitation	CV	35	52	52	33	19
Felony	DF	2	2	2	0	2
Misdemeanor	DM	0	7	7	3	4
Show Cause	SC	0	2	2	2	-
Traffic	T	2	8	10	7	3
Juvenile Total		39	71	73	45	28
Southampton Totals		68	132	134	72	62

Calendared Filings					
	M	T	W	R	F
Week 1			■	■	
Week 2				■	
Week 3	■			■	
Week 4	■			■	■
Week 5		■			



CASELOAD STATISTICS OF THE JUVENILE & DOMESTIC RELATIONS COURTS

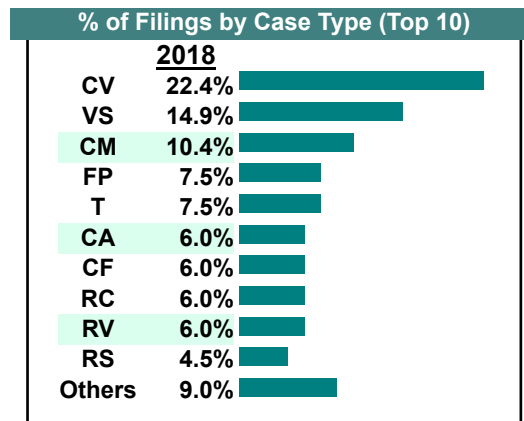
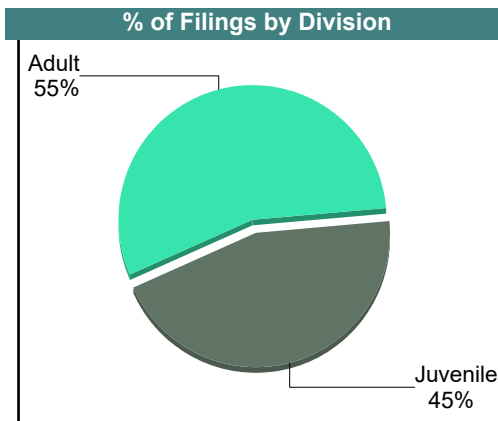
September 2018

Southampton

District: 5

		Filings	Hearings	Transactions	Concluded	Cont
Adult						
Capias	CA	4	10	10	2	8
Felony	CF	4	8	8	4	4
Misdemeanor	CM	7	16	16	9	7
Family Abuse - Prot Order	FP	5	8	8	2	6
Motion - Prot Order	MP	1	1	1	1	-
Remand Support	RS	3	3	3	3	-
Show Cause	SC	3	21	21	4	17
Civil Support	VS	10	20	20	12	8
Adult Total		37	87	87	37	50
Juvenile						
Custody Visitation	CV	15	37	37	15	22
Felony	DF	0	1	1	0	1
Misdemeanor	DM	2	8	8	2	6
Petition	PT	0	1	1	1	-
Remand Custody	RC	4	4	4	4	-
Remand Visitation	RV	4	4	4	4	-
Traffic	T	5	8	9	7	2
Juvenile Total		30	63	64	33	31
Southampton Totals		67	150	151	70	81

Calendared Filings					
	M	T	W	R	F
Week 1					
Week 2					
Week 3					
Week 4					



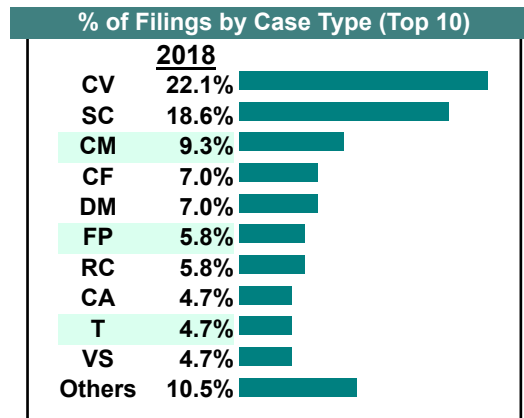
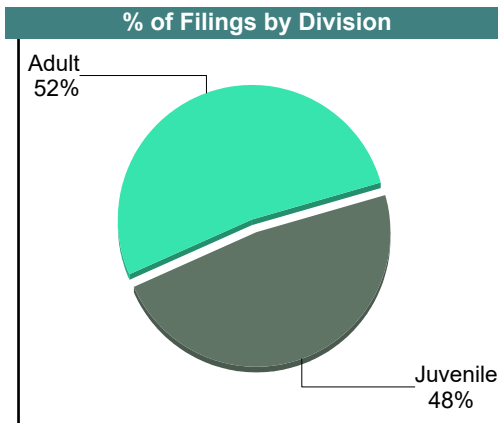

CASELOAD STATISTICS OF THE JUVENILE & DOMESTIC RELATIONS COURTS

Southampton

District: 5

August 2018

		<u>Filings</u>	<u>Hearings</u>	<u>Transactions</u>	<u>Concluded</u>	<u>Cont</u>
<u>Adult</u>						
Capias	CA	4	8	8	6	2
Felony	CF	6	7	7	0	7
Misdemeanor	CM	8	24	24	14	10
Family Abuse - Prot Order	FP	5	10	10	5	5
Remand Support	RS	3	3	3	3	-
Show Cause	SC	15	39	39	9	30
Civil Support	VS	4	11	11	7	4
Adult Total		45	102	102	44	58
<u>Juvenile</u>						
Abuse or Neglect	AN	0	1	1	1	-
Capias	CA	0	1	1	1	-
Custody Visitation	CV	19	43	43	22	21
Felony	DF	3	10	10	6	4
Misdemeanor	DM	6	11	11	3	8
Initial Foster Care	IF	1	1	1	1	-
Petition	PT	1	1	1	1	-
Remand Custody	RC	5	5	5	5	-
Remand Visitation	RV	1	1	1	1	-
Show Cause	SC	1	1	1	0	1
Status	ST	0	1	1	1	-
Traffic	T	4	11	11	7	4
Juvenile Total		41	87	87	49	38
Southampton Totals		86	189	189	93	96



CASELOAD STATISTICS OF THE JUVENILE & DOMESTIC RELATIONS COURTS

July 2018

Southampton

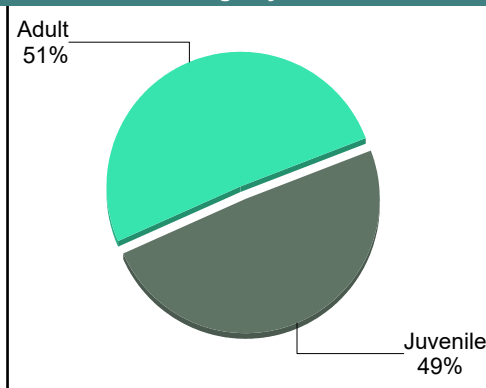
District: 5

		<u>Filings</u>	<u>Hearings</u>	<u>Transactions</u>	<u>Concluded</u>	<u>Cont</u>
<u>Adult</u>						
Capias	CA	3	9	9	2	7
Felony	CF	0	3	3	3	-
Misdemeanor	CM	4	13	13	2	11
Family Abuse - Prot Order	FP	3	7	7	4	3
Remand Support	RS	2	2	2	2	-
Show Cause	SC	5	14	14	2	12
Civil Support	VS	13	21	21	13	8
Adult Total		30	69	69	28	41
<u>Juvenile</u>						
Capias	CA	0	1	1	0	1
Custody Visitation	CV	8	23	23	8	15
Felony	DF	2	5	5	1	4
Misdemeanor	DM	6	12	12	7	5
Petition	PT	0	1	1	0	1
Remand Custody	RC	2	2	2	2	-
Remand Visitation	RV	2	2	2	2	-
Show Cause	SC	0	1	1	0	1
Status	ST	0	1	1	0	1
Traffic	T	9	12	12	3	9
Juvenile Total		29	60	60	23	37
Southampton Totals		59	129	129	51	78

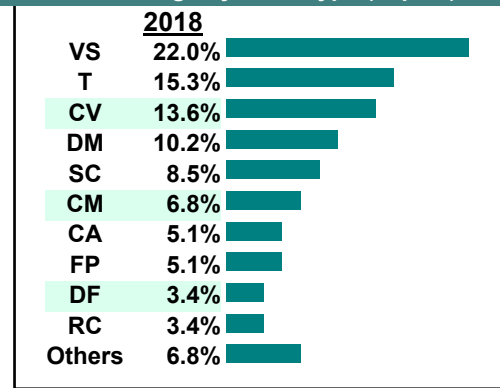
Calendared Filings

	M	T	R
Week 1			
Week 2			
Week 3			
Week 4			
Week 5			

% of Filings by Division



% of Filings by Case Type (Top 10)



CASELOAD STATISTICS OF THE JUVENILE & DOMESTIC RELATIONS COURTS

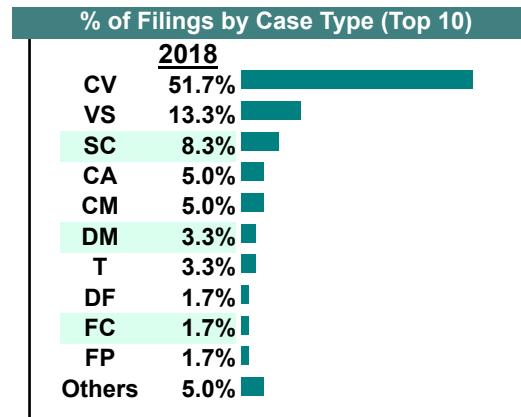
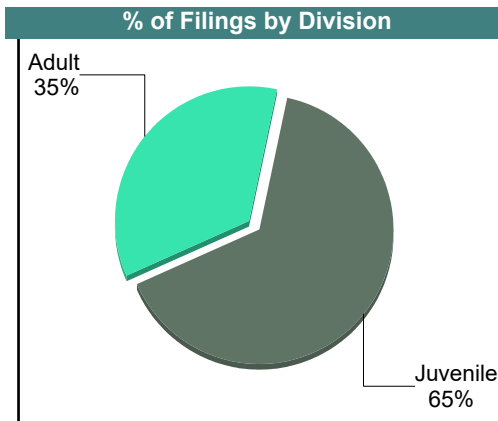
Southampton

District: 5

June 2018

		<u>Filings</u>	<u>Hearings</u>	<u>Transactions</u>	<u>Concluded</u>	<u>Cont</u>
<u>Adult</u>						
Capias	CA	3	6	6	3	3
Felony	CF	0	3	3	0	3
Misdemeanor	CM	3	7	7	1	6
Family Abuse - Prot Order	FP	1	1	1	0	1
Motion - Prot Order	MP	1	1	1	1	-
Show Cause	SC	5	18	18	13	5
Civil Support	VS	8	21	21	11	10
Adult Total		21	57	57	29	28
<u>Juvenile</u>						
Abuse or Neglect	AN	0	1	1	0	1
Capias	CA	0	1	1	1	-
Child in Need of Services	CS	0	1	1	1	-
Custody Visitation	CV	31	44	44	22	22
Felony	DF	1	7	7	3	4
Misdemeanor	DM	2	10	10	4	6
Foster Care Review	FC	1	1	1	1	-
Permanency	PH	1	1	1	1	-
Petition	PT	1	1	1	0	1
Show Cause	SC	0	4	4	4	-
Traffic	T	2	5	5	4	1
Juvenile Total		39	76	76	41	35
Southampton Totals		60	133	133	70	63

Calendared Filings			
	T	R	F
Week 1			
Week 2			
Week 3			
Week 4			
Week 5			



CASELOAD STATISTICS OF THE JUVENILE & DOMESTIC RELATIONS COURTS

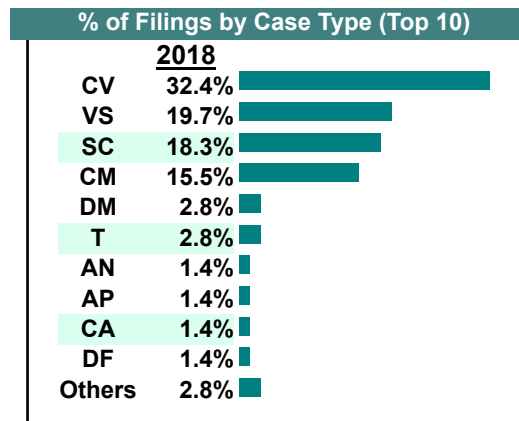
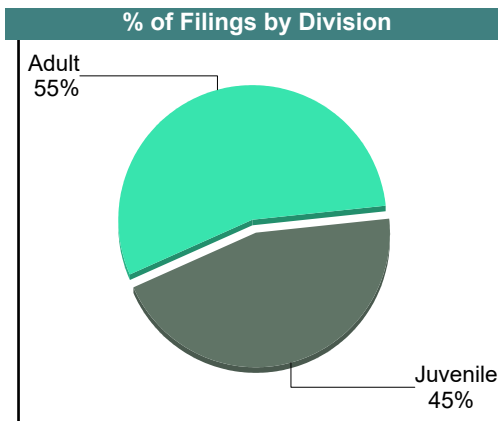
Southampton

District: 5

May 2018

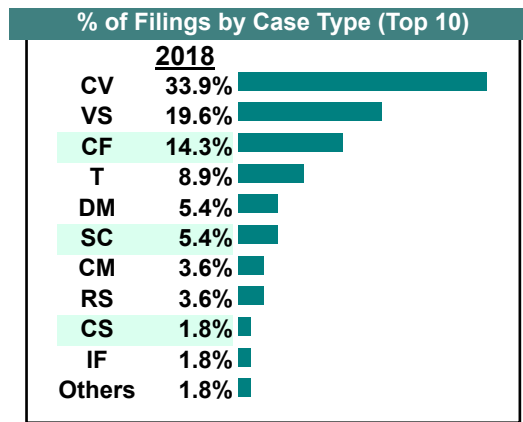
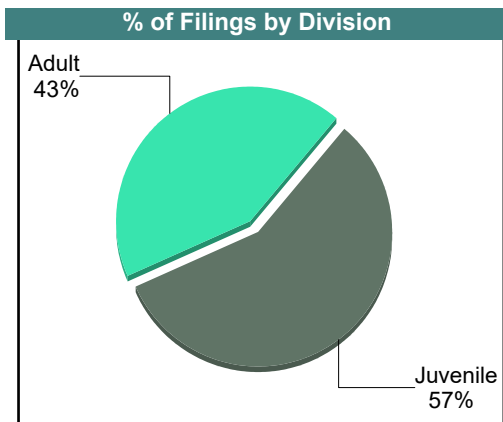
		Filings	Hearings	Transactions	Concluded	Cont
Adult						
Capias	CA	0	3	3	0	3
Felony	CF	0	11	11	11	-
Misdemeanor	CM	11	19	19	7	12
Motion - Prot Order	MP	1	1	1	1	-
Remand Support	RS	1	1	1	1	-
Show Cause	SC	12	16	16	4	12
Civil Support	VS	14	18	18	7	11
Adult Total		39	69	69	31	38
Juvenile						
Abuse or Neglect	AN	1	1	1	0	1
Non-Family Abuse Prot Order	AP	1	1	1	1	-
Capias	CA	1	1	1	0	1
Custody Visitation	CV	23	61	61	30	31
Felony	DF	1	6	6	0	6
Misdemeanor	DM	2	8	8	4	4
Show Cause	SC	1	1	1	0	1
Traffic	T	2	10	10	5	5
Juvenile Total		32	89	89	40	49
Southampton Totals		71	158	158	71	87

Calendared Filings				
	M	T	W	R
Week 1				
Week 2				
Week 3				
Week 4				
Week 5				



		Filings	Hearings	Transactions	Concluded	Cont
Adult						
Capias	CA	0	6	6	0	6
Felony	CF	8	13	13	0	13
Misdemeanor	CM	2	9	9	4	5
Family Abuse - Prot Order	FP	0	2	2	2	-
Remand Support	RS	2	2	2	2	-
Show Cause	SC	1	15	15	8	7
Civil Support	VS	11	13	13	10	3
Adult Total		24	60	60	26	34
Juvenile						
Capias	CA	0	2	2	1	1
Child in Need of Services	CS	1	1	1	1	-
Custody Visitation	CV	19	34	34	16	18
Felony	DF	0	7	7	4	3
Misdemeanor	DM	3	13	13	1	12
Initial Foster Care	IF	1	1	1	1	-
Petition	PT	1	1	1	1	-
Show Cause	SC	2	5	5	1	4
Status	ST	0	1	1	0	1
Traffic	T	5	9	9	1	8
Juvenile Total		32	74	74	27	47
Southampton Totals		56	134	134	53	81

Calendared Filings					
	M	T	W	R	F
Week 1					
Week 2					
Week 3					
Week 4					



CASELOAD STATISTICS OF THE JUVENILE & DOMESTIC RELATIONS COURTS

Southampton

District: 5

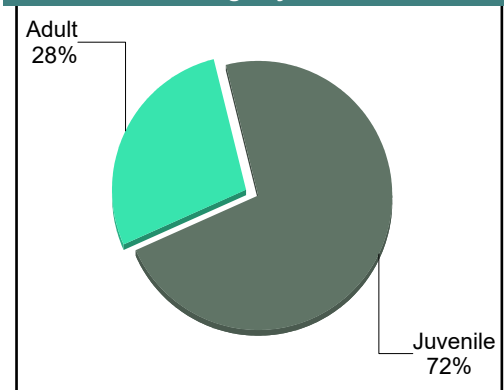
March 2018

		<u>Filings</u>	<u>Hearings</u>	<u>Transactions</u>	<u>Concluded</u>	<u>Cont</u>
<u>Adult</u>						
Capias	CA	0	10	10	4	6
Felony	CF	0	41	41	37	4
Misdemeanor	CM	1	15	15	8	7
Family Abuse - Prot Order	FP	0	4	4	2	2
Show Cause	SC	5	42	42	23	19
Civil Support	VS	12	20	20	14	6
Adult Total		18	132	132	88	44
<u>Juvenile</u>						
Non-Family Abuse Prot Order	AP	2	2	2	2	-
Capias	CA	2	2	2	0	2
Child in Need of Services	CS	1	1	1	0	1
Custody Visitation	CV	34	60	60	43	17
Felony	DF	0	3	3	0	3
Misdemeanor	DM	0	7	7	1	6
Initial Foster Care	IF	1	1	1	1	-
Show Cause	SC	0	3	3	0	3
Status	ST	0	1	1	0	1
Traffic	T	6	10	10	3	7
Voluntary Continuing Services Agreement	VA	1	1	1	1	-
Juvenile Total		47	91	91	51	40
Southampton Totals		65	223	223	139	84

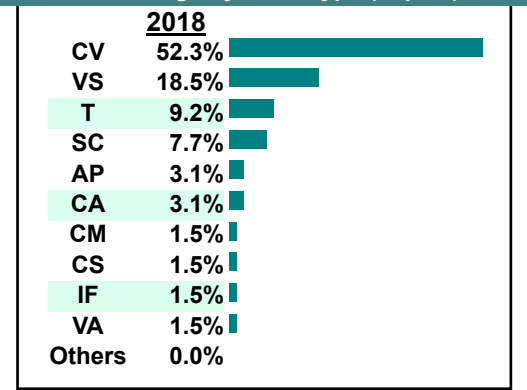
Calendared Filings

	T	R
Week 1		
Week 2		
Week 3		
Week 4		
Week 5		

% of Filings by Division



% of Filings by Case Type (Top 10)



CASELOAD STATISTICS OF THE JUVENILE & DOMESTIC RELATIONS COURTS

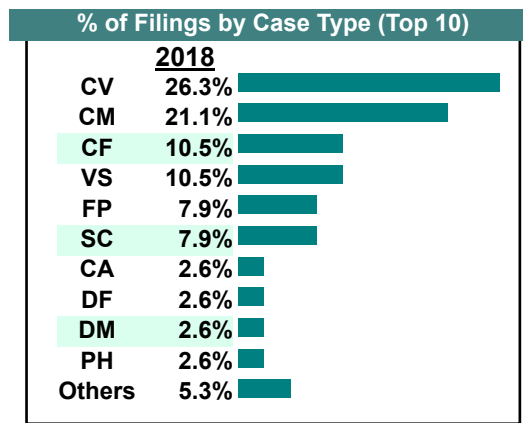
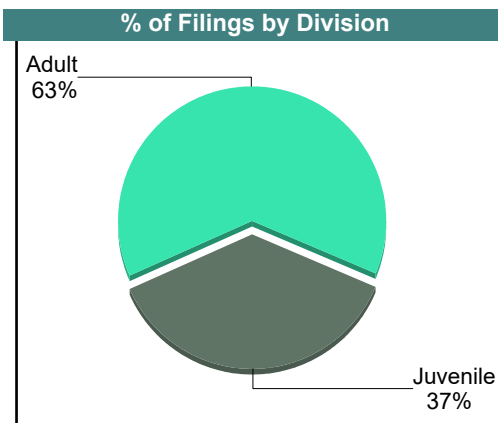
February 2018

Southampton

District: 5

		<u>Filings</u>	<u>Hearings</u>	<u>Transactions</u>	<u>Concluded</u>	<u>Cont</u>
<u>Adult</u>						
Capias	CA	1	6	6	0	6
Felony	CF	4	12	12	2	10
Misdemeanor	CM	8	19	19	6	13
Family Abuse - Prot Order	FP	3	7	7	3	4
Remand Support	RS	1	1	1	1	-
Show Cause	SC	3	22	22	3	19
Civil Support	VS	4	9	9	6	3
Adult Total		24	76	76	21	55
<u>Juvenile</u>						
Custody Visitation	CV	10	33	33	12	21
Felony	DF	1	3	3	0	3
Misdemeanor	DM	1	7	7	1	6
Permanency	PH	1	2	2	2	-
Show Cause	SC	0	2	2	0	2
Status	ST	0	1	1	0	1
Traffic	T	1	5	5	1	4
Juvenile Total		14	53	53	16	37
Southampton Totals		38	129	129	37	92

Calendared Filings					
	M	T	W	R	F
Week 1				█	
Week 2			█	█	
Week 3	█			█	█
Week 4		█	█	█	█
Week 5		█			



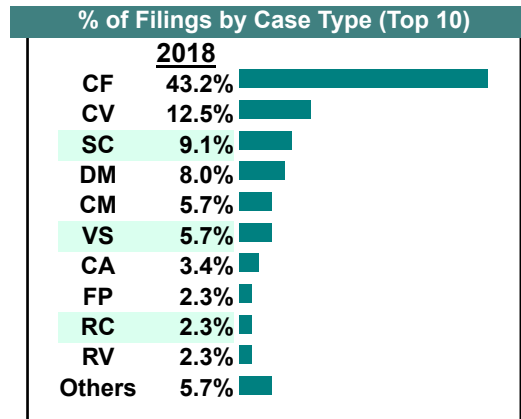
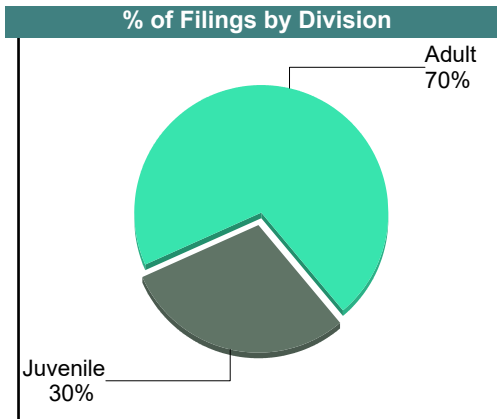

CASELOAD STATISTICS OF THE JUVENILE & DOMESTIC RELATIONS COURTS

Southampton

District: 5

January 2018

		<u>Filings</u>	<u>Hearings</u>	<u>Transactions</u>	<u>Concluded</u>	<u>Cont</u>
<u>Adult</u>						
Capias	CA	3	7	7	2	5
Felony	CF	38	43	43	0	43
Misdemeanor	CM	5	11	11	5	6
Family Abuse - Prot Order	FP	2	4	4	1	3
Remand Support	RS	1	1	1	1	-
Show Cause	SC	8	32	32	16	16
Civil Support	VS	5	15	15	10	5
Adult Total		62	113	113	35	78
<u>Juvenile</u>						
Custody Visitation	CV	11	34	34	9	25
Misdemeanor	DM	7	10	10	0	10
Permanency	PH	1	1	1	0	1
Remand Custody	RC	2	2	2	2	-
Remand Visitation	RV	2	2	2	2	-
Show Cause	SC	0	2	2	0	2
Status	ST	1	1	1	0	1
Traffic	T	2	8	9	2	7
Juvenile Total		26	60	61	15	46
Southampton Totals		88	173	174	50	124

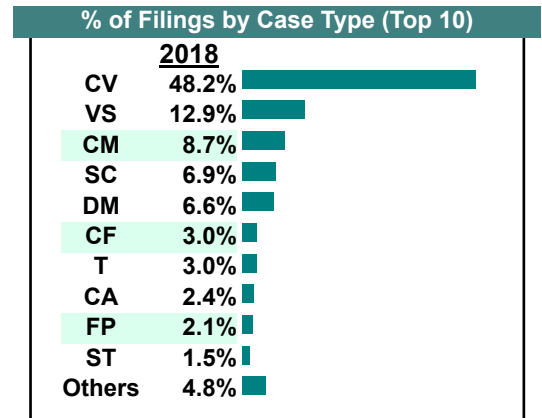
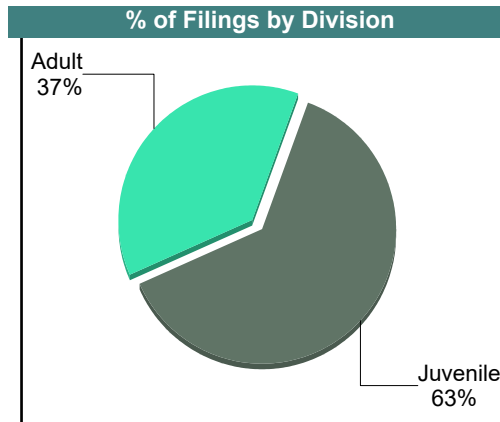
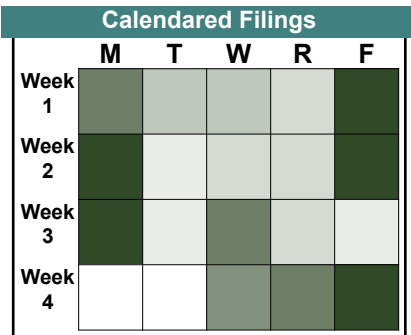


CASELOAD STATISTICS OF THE JUVENILE & DOMESTIC RELATIONS COURTS

December 2018

Suffolk
District: 5

		<u>Filings</u>	<u>Hearings</u>	<u>Transactions</u>	<u>Concluded</u>	<u>Cont</u>
<u>Adult</u>						
Capias	CA	8	37	37	14	23
Felony	CF	10	46	46	14	32
Misdemeanor	CM	29	113	113	48	65
Family Abuse - Prot Order	FP	7	17	17	8	9
Motion - Prot Order	MP	4	4	4	2	2
Show Cause	SC	23	86	86	26	60
Civil Support	VS	43	66	66	51	15
Adult Total		124	369	369	163	206
<u>Juvenile</u>						
Abuse or Neglect	AN	1	3	3	1	2
Non-Family Abuse Prot Order	AP	1	2	2	2	-
Custody Visitation	CV	161	253	253	139	114
Felony	DF	4	57	57	9	48
Misdemeanor	DM	22	106	106	28	78
Family Abuse - Prot Order	FP	0	2	2	2	-
Permanency	PH	4	4	4	4	-
Petition	PT	2	3	3	1	2
Status	ST	5	9	9	0	9
Traffic	T	10	23	24	9	15
Juvenile Total		210	462	463	195	268
Suffolk Totals		334	831	832	358	474



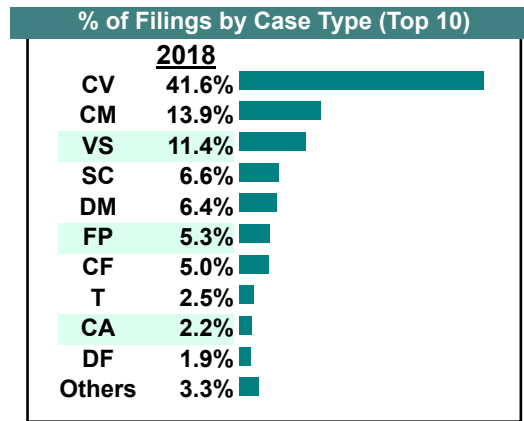
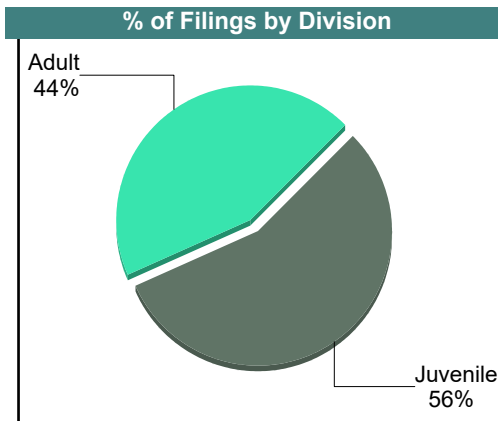

CASELOAD STATISTICS OF THE JUVENILE & DOMESTIC RELATIONS COURTS

November 2018

Suffolk

District: 5

		<u>Filings</u>	<u>Hearings</u>	<u>Transactions</u>	<u>Concluded</u>	<u>Cont</u>
<u>Adult</u>						
Capias	CA	8	30	30	7	23
Felony	CF	18	36	36	8	28
Misdemeanor	CM	50	147	147	63	84
Family Abuse - Prot Order	FP	17	39	39	23	16
Motion - Prot Order	MP	1	1	1	0	1
Show Cause	SC	24	80	80	35	42
Civil Support	VS	41	75	75	49	26
Adult Total		159	408	408	185	220
<u>Juvenile</u>						
Abuse or Neglect	AN	2	22	22	14	8
Non-Family Abuse Prot Order	AP	2	4	4	2	2
Custody Visitation	CV	150	266	266	151	115
Felony	DF	7	89	89	22	67
Misdemeanor	DM	23	113	113	30	83
Foster Care Review	FC	1	1	1	1	-
Family Abuse - Prot Order	FP	2	3	3	0	3
Initial Foster Care	IF	2	2	2	2	-
Petition	PT	1	2	2	1	1
Remand Custody	RC	1	1	1	1	-
Remand Visitation	RV	1	1	1	1	-
Status	ST	1	8	8	2	6
Traffic	T	9	19	22	12	10
Juvenile Total		202	531	534	239	295
Suffolk Totals		361	939	942	424	515



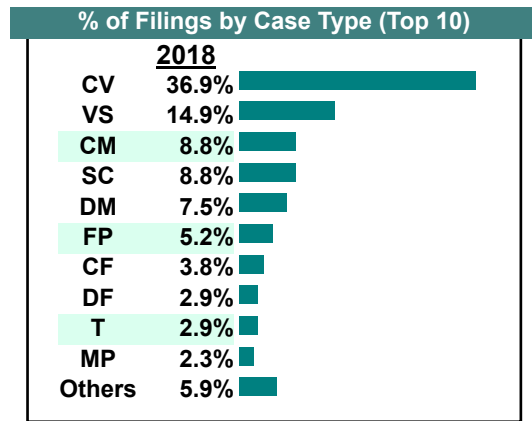
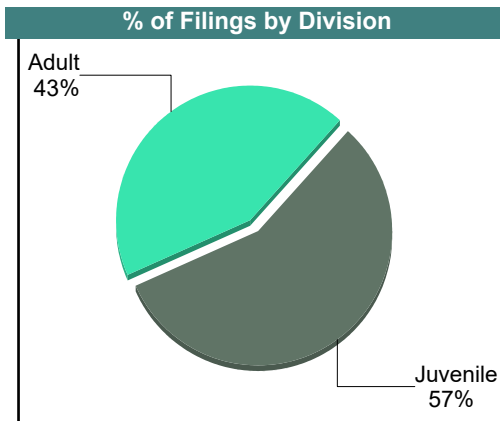
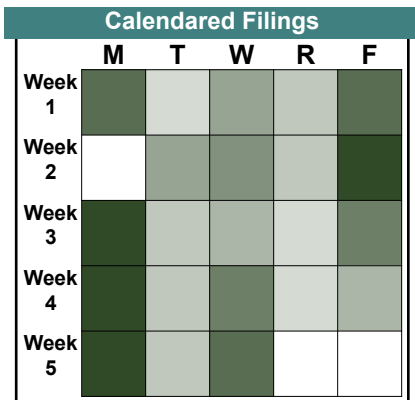
CASELOAD STATISTICS OF THE JUVENILE & DOMESTIC RELATIONS COURTS

October 2018

Suffolk

District: 5

		<u>Filings</u>	<u>Hearings</u>	<u>Transactions</u>	<u>Concluded</u>	<u>Cont</u>
Adult						
Non-Family Abuse Prot Order	AP	0	1	1	0	1
Capias	CA	7	42	42	26	16
Felony	CF	17	66	66	28	38
Misdemeanor	CM	39	142	142	40	102
Family Abuse - Prot Order	FP	23	42	42	20	22
Show Cause	SC	39	105	105	41	64
Civil Support	VS	66	97	97	75	22
Adult Total		191	495	495	230	265
Juvenile						
Abuse or Neglect	AN	5	17	17	3	14
Non-Family Abuse Prot Order	AP	3	7	7	3	4
Capias	CA	2	4	4	3	1
Custody Visitation	CV	163	290	290	174	116
Felony	DF	13	241	241	44	197
Misdemeanor	DM	33	149	149	27	122
Foster Care Review	FC	3	3	3	3	-
Initial Foster Care	IF	3	3	3	3	-
Motion - Prot Order	MP	10	10	10	10	-
Petition	PT	1	2	2	0	2
Show Cause	SC	0	1	1	1	-
Status	ST	2	18	18	8	10
Traffic	T	13	25	25	10	15
Juvenile Total		251	770	770	289	481
Suffolk Totals		442	1,265	1,265	519	746



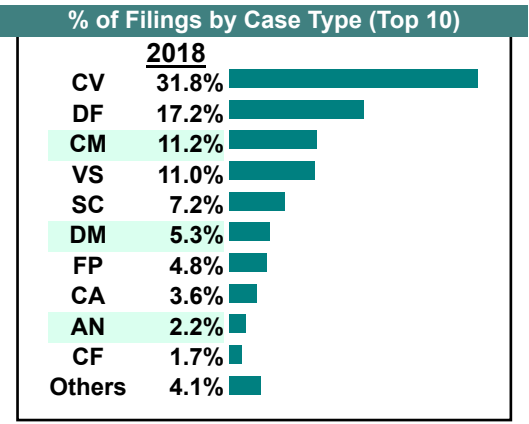
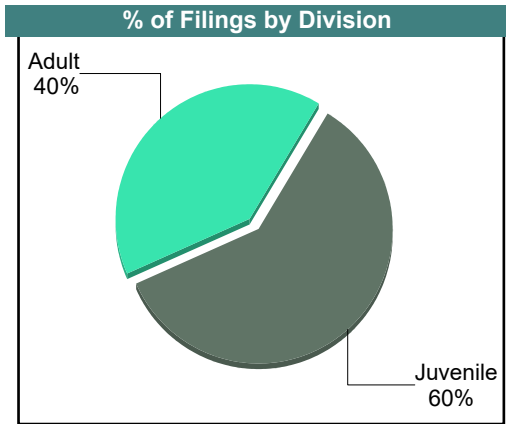
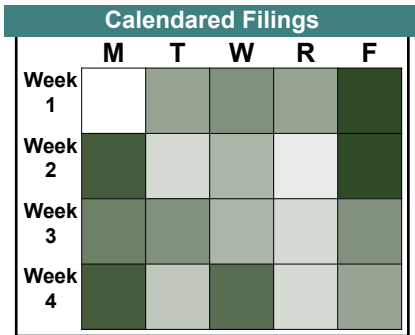
CASELOAD STATISTICS OF THE JUVENILE & DOMESTIC RELATIONS COURTS

September 2018

Suffolk

District: 5

		<u>Filings</u>	<u>Hearings</u>	<u>Transactions</u>	<u>Concluded</u>	<u>Cont</u>
<u>Adult</u>						
Non-Family Abuse Prot Order	AP	1	2	2	0	2
Capias	CA	14	50	50	21	29
Felony	CF	7	45	45	17	28
Misdemeanor	CM	47	182	182	65	117
Family Abuse - Prot Order	FP	20	39	39	15	24
Motion - Prot Order	MP	3	3	3	3	-
Other	OT	1	1	1	1	-
Show Cause	SC	29	121	121	50	71
Civil Support	VS	46	86	86	53	33
Adult Total		168	529	529	225	304
<u>Juvenile</u>						
Abuse or Neglect	AN	9	16	16	2	14
Non-Family Abuse Prot Order	AP	1	1	1	0	1
Capias	CA	1	4	4	2	2
Custody Visitation	CV	133	240	240	123	111
Felony	DF	72	138	138	11	127
Misdemeanor	DM	22	133	133	32	101
Initial Foster Care	IF	1	1	1	1	-
Permanency	PH	1	1	1	1	-
Petition	PT	1	2	2	1	1
Show Cause	SC	1	1	1	1	-
Status	ST	3	8	8	2	6
Traffic	T	4	14	15	9	6
Voluntary Continuing Services Agreement	VA	1	1	1	1	-
Juvenile Total		250	560	561	186	369
Suffolk Totals		418	1,089	1,090	411	673

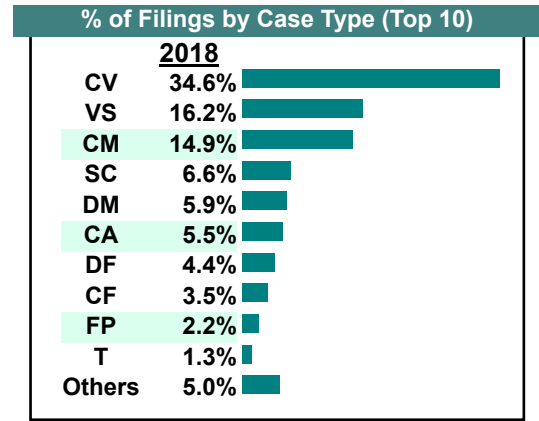
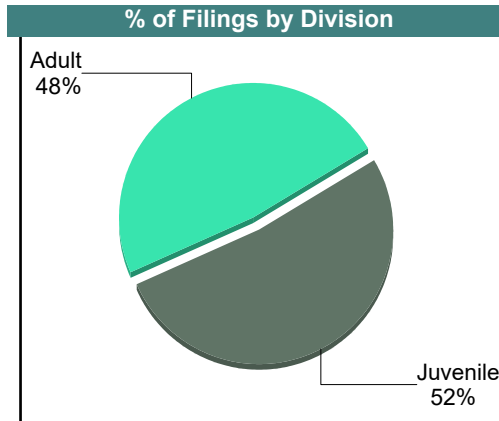
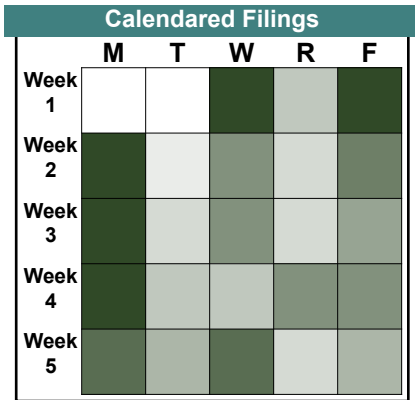


CASELOAD STATISTICS OF THE JUVENILE & DOMESTIC RELATIONS COURTS

August 2018

Suffolk
District: 5

		<u>Filings</u>	<u>Hearings</u>	<u>Transactions</u>	<u>Concluded</u>	<u>Cont</u>
<u>Adult</u>						
Capias	CA	23	65	65	26	39
Felony	CF	16	47	47	13	34
Misdemeanor	CM	68	208	208	65	143
Family Abuse - Prot Order	FP	10	21	21	5	16
Motion - Prot Order	MP	2	2	2	2	-
Show Cause	SC	27	134	134	66	68
Civil Support	VS	74	114	114	71	43
Adult Total		220	591	591	248	343
<u>Juvenile</u>						
Abuse or Neglect	AN	4	10	10	0	10
Capias	CA	2	5	5	1	4
Custody Visitation	CV	158	281	281	174	107
Felony	DF	20	81	81	5	76
Misdemeanor	DM	27	142	142	24	118
Foster Care Review	FC	1	1	1	1	-
Petition	PT	2	2	2	1	1
Remand Custody	RC	5	5	5	5	-
Remand Visitation	RV	5	5	5	5	-
Show Cause	SC	3	3	3	2	1
Status	ST	2	11	11	2	9
Traffic	T	6	22	23	14	9
Term Parental Rights	TP	2	2	2	2	-
Juvenile Total		237	570	571	236	335
Suffolk Totals		457	1,161	1,162	484	678



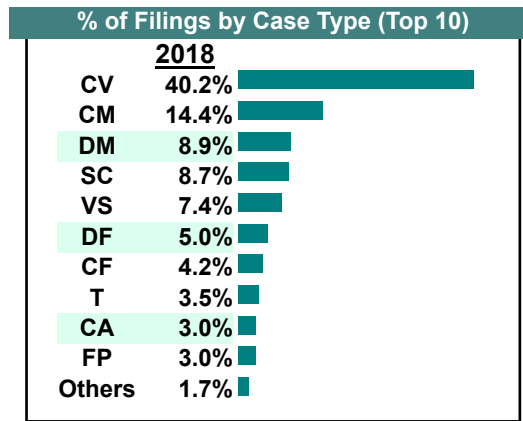
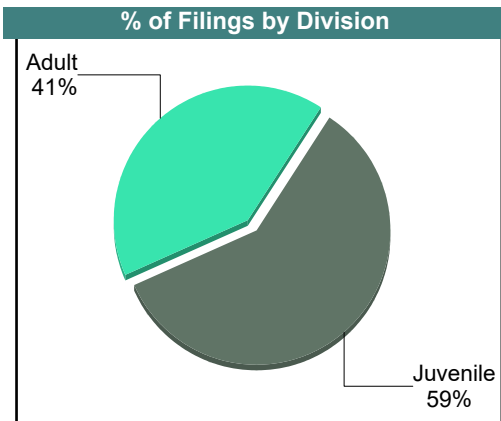
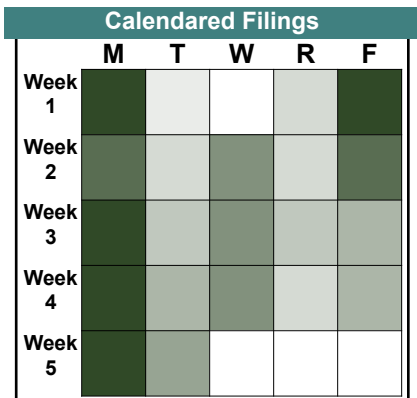
CASELOAD STATISTICS OF THE JUVENILE & DOMESTIC RELATIONS COURTS

July 2018

Suffolk

District: 5

		<u>Filings</u>	<u>Hearings</u>	<u>Transactions</u>	<u>Concluded</u>	<u>Cont</u>
<u>Adult</u>						
Capias	CA	12	42	42	11	31
Felony	CF	17	69	69	22	47
Misdemeanor	CM	58	167	167	42	125
Family Abuse - Prot Order	FP	11	26	26	14	12
Motion - Prot Order	MP	2	2	2	2	-
Remand Support	RS	1	1	1	1	-
Show Cause	SC	33	133	133	49	83
Civil Support	VS	30	65	65	36	29
Adult Total		164	505	505	177	327
<u>Juvenile</u>						
Abuse or Neglect	AN	1	7	7	6	1
Custody Visitation	CV	162	289	289	178	111
Felony	DF	20	89	89	22	67
Misdemeanor	DM	36	129	129	21	108
Family Abuse - Prot Order	FP	1	1	1	1	-
Initial Foster Care	IF	2	2	2	2	-
Petition	PT	1	3	3	2	1
Show Cause	SC	2	2	2	2	-
Status	ST	0	7	7	2	5
Traffic	T	14	23	27	12	15
Juvenile Total		239	552	556	248	308
Suffolk Totals		403	1,057	1,061	425	635

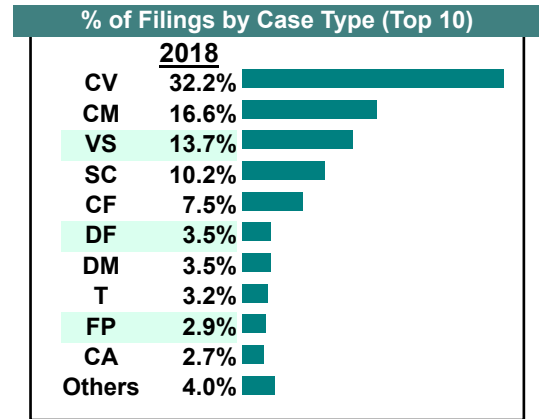
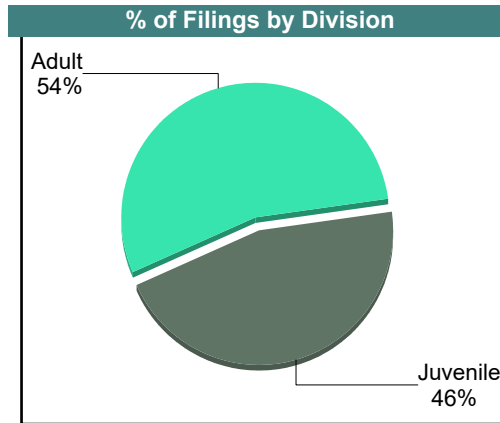
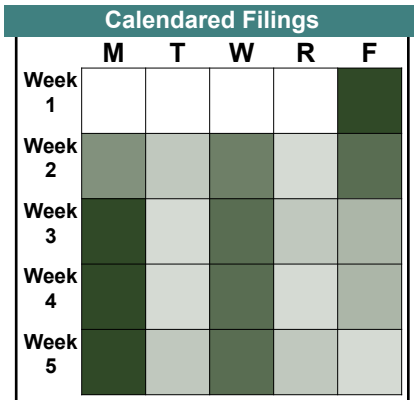


CASELOAD STATISTICS OF THE JUVENILE & DOMESTIC RELATIONS COURTS

June 2018

Suffolk
District: 5

		<u>Filings</u>	<u>Hearings</u>	<u>Transactions</u>	<u>Concluded</u>	<u>Cont</u>
Adult						
Non-Family Abuse Prot Order	AP	2	3	3	3	-
Capias	CA	10	38	38	16	22
Felony	CF	28	66	66	13	53
Misdemeanor	CM	62	156	156	39	116
Family Abuse - Prot Order	FP	11	24	24	13	11
Remand Support	RS	1	1	1	1	-
Show Cause	SC	38	146	146	56	88
Civil Support	VS	51	76	76	47	28
Adult Total		203	510	510	188	318
Juvenile						
Abuse or Neglect	AN	1	6	6	0	6
Child in Need of Services	CS	0	1	1	1	-
Custody Visitation	CV	120	241	241	117	122
Felony	DF	13	44	44	3	41
Misdemeanor	DM	13	71	71	14	57
Initial Foster Care	IF	1	1	1	1	-
Permanency	PH	6	6	6	6	-
Remand Custody	RC	1	1	1	1	-
Remand Visitation	RV	1	1	1	1	-
Status	ST	2	6	6	0	6
Traffic	T	12	20	24	12	12
Juvenile Total		170	398	402	156	244
Suffolk Totals		373	908	912	344	562



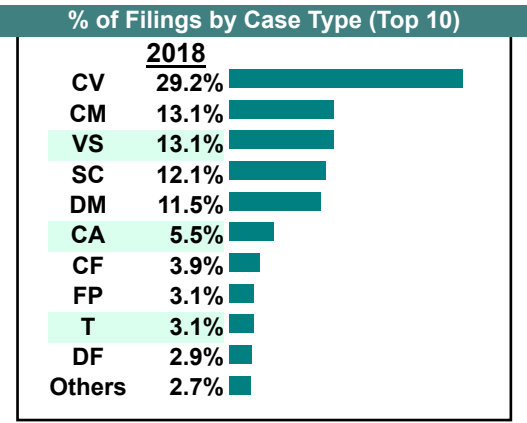
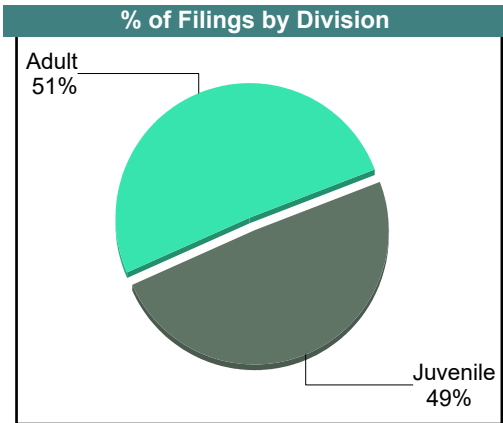
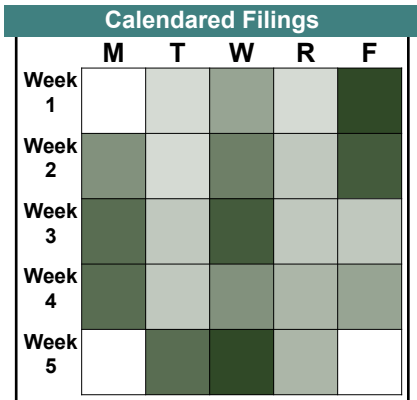
CASELOAD STATISTICS OF THE JUVENILE & DOMESTIC RELATIONS COURTS

May 2018

Suffolk

District: 5

		<u>Filings</u>	<u>Hearings</u>	<u>Transactions</u>	<u>Concluded</u>	<u>Cont</u>
Adult						
Non-Family Abuse Prot Order	AP	1	2	2	1	1
Capias	CA	27	65	65	23	42
Felony	CF	19	70	70	19	51
Misdemeanor	CM	64	182	182	49	133
Family Abuse - Prot Order	FP	15	37	37	14	23
Motion - Prot Order	MP	1	1	1	1	-
Show Cause	SC	58	183	183	71	112
Civil Support	VS	64	91	91	58	33
Adult Total		249	631	631	236	395
Juvenile						
Abuse or Neglect	AN	6	13	13	5	8
Child in Need of Services	CS	0	2	2	2	-
Custody Visitation	CV	143	248	248	132	116
Felony	DF	14	58	58	15	43
Misdemeanor	DM	56	132	132	22	110
Initial Foster Care	IF	1	1	1	1	-
Petition	PT	2	2	2	1	1
Child at Risk	RI	1	1	1	1	-
Show Cause	SC	1	1	1	1	-
Status	ST	1	7	7	1	6
Traffic	T	15	21	23	7	16
Juvenile Total		240	486	488	188	300
Suffolk Totals		489	1,117	1,119	424	695

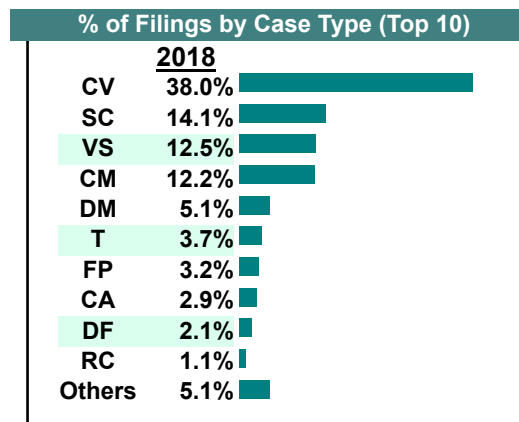
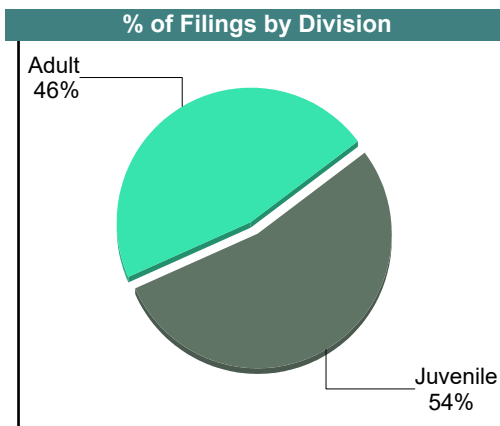
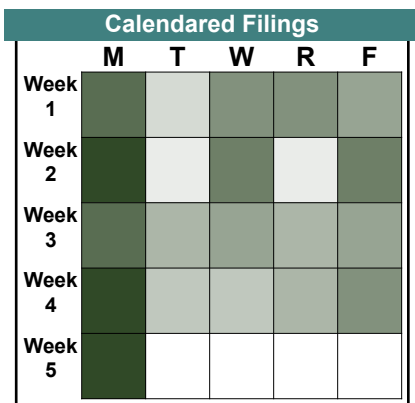


CASELOAD STATISTICS OF THE JUVENILE & DOMESTIC RELATIONS COURTS

April 2018

Suffolk
District: 5

		<u>Filings</u>	<u>Hearings</u>	<u>Transactions</u>	<u>Concluded</u>	<u>Cont</u>
Adult						
Non-Family Abuse Prot Order	AP	1	2	2	1	1
Capias	CA	9	36	36	15	21
Felony	CF	3	27	27	3	24
Misdemeanor	CM	46	99	99	26	73
Family Abuse - Prot Order	FP	12	22	22	13	9
Motion - Prot Order	MP	2	2	2	2	-
Remand Support	RS	1	1	1	1	-
Show Cause	SC	53	125	125	36	89
Civil Support	VS	47	75	75	51	24
Adult Total		174	389	389	148	241
Juvenile						
Abuse or Neglect	AN	0	4	4	0	4
Non-Family Abuse Prot Order	AP	2	4	4	2	2
Capias	CA	2	4	4	2	2
Child in Need of Services	CS	0	3	3	0	3
Custody Visitation	CV	143	244	244	137	107
Felony	DF	8	78	78	6	72
Misdemeanor	DM	19	71	71	21	50
Permanency	PH	2	2	2	2	-
Petition	PT	1	1	1	0	1
Remand Custody	RC	4	4	4	4	-
Remand Visitation	RV	4	4	4	4	-
Status	ST	3	8	8	3	5
Traffic	T	14	23	25	17	8
Juvenile Total		202	450	452	198	254
Suffolk Totals		376	839	841	346	495



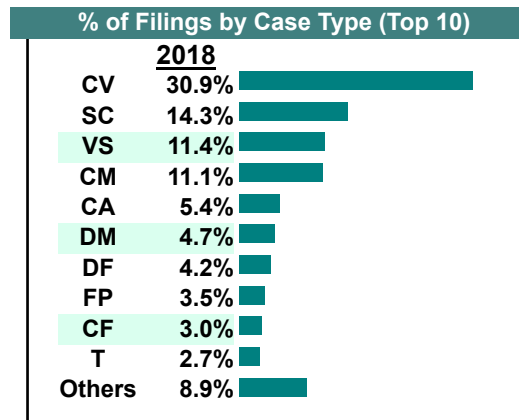
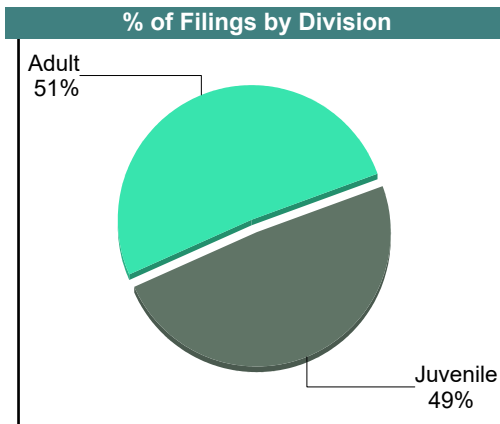

CASELOAD STATISTICS OF THE JUVENILE & DOMESTIC RELATIONS COURTS

March 2018

Suffolk

District: 5

		<u>Filings</u>	<u>Hearings</u>	<u>Transactions</u>	<u>Concluded</u>	<u>Cont</u>
Adult						
Non-Family Abuse Prot Order	AP	3	5	5	2	3
Capias	CA	19	45	45	18	27
Felony	CF	12	37	37	10	27
Misdemeanor	CM	45	159	159	63	96
Family Abuse - Prot Order	FP	14	34	34	11	23
Motion - Prot Order	MP	3	3	3	3	-
Remand Support	RS	7	7	7	7	-
Show Cause	SC	58	151	151	67	84
Civil Support	VS	46	88	88	52	35
Adult Total		207	529	529	233	295
Juvenile						
Abuse or Neglect	AN	4	5	5	0	5
Non-Family Abuse Prot Order	AP	1	2	2	1	1
Capias	CA	3	7	7	3	4
Child in Need of Services	CS	3	4	4	0	4
Custody Visitation	CV	125	231	231	127	104
Felony	DF	17	171	171	37	134
Misdemeanor	DM	19	127	127	49	78
Family Abuse - Prot Order	FP	0	1	1	1	-
Petition	PT	2	2	2	2	-
Remand Custody	RC	7	7	7	7	-
Remand Visitation	RV	5	5	5	5	-
Status	ST	1	8	8	2	6
Traffic	T	11	22	23	5	18
Juvenile Total		198	592	593	239	354
Suffolk Totals		405	1,121	1,122	472	649

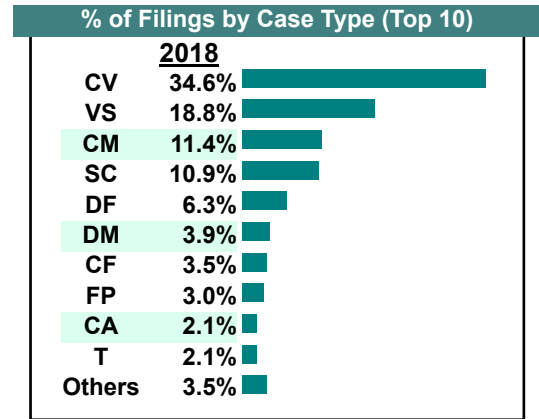
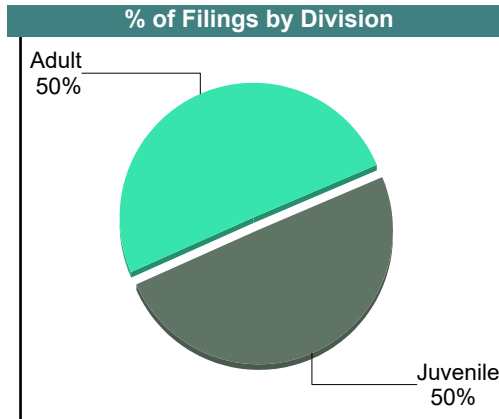
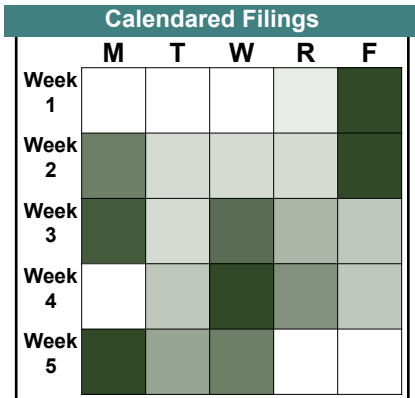


CASELOAD STATISTICS OF THE JUVENILE & DOMESTIC RELATIONS COURTS

February 2018

Suffolk
District: 5

		<u>Filings</u>	<u>Hearings</u>	<u>Transactions</u>	<u>Concluded</u>	<u>Cont</u>
<u>Adult</u>						
Capias	CA	8	29	29	10	19
Felony	CF	15	60	60	14	46
Misdemeanor	CM	49	159	159	60	99
Family Abuse - Prot Order	FP	12	30	30	15	15
Motion - Prot Order	MP	5	5	5	5	-
Remand Support	RS	1	1	1	1	-
Show Cause	SC	46	149	149	59	90
Civil Support	VS	81	102	102	73	27
Adult Total		217	535	535	237	296
<u>Juvenile</u>						
Capias	CA	1	1	1	0	1
Custody Visitation	CV	149	224	224	151	73
Felony	DF	27	135	135	7	128
Misdemeanor	DM	17	125	125	25	100
Emancipation	EP	0	1	1	1	-
Foster Care Review	FC	4	4	4	4	-
Family Abuse - Prot Order	FP	1	1	1	0	1
Remand Custody	RC	2	2	2	2	-
Remand Visitation	RV	2	2	2	2	-
Show Cause	SC	1	1	1	1	-
Status	ST	1	8	8	4	4
Traffic	T	9	20	23	13	10
Juvenile Total		214	524	527	210	317
Suffolk Totals		431	1,059	1,062	447	613

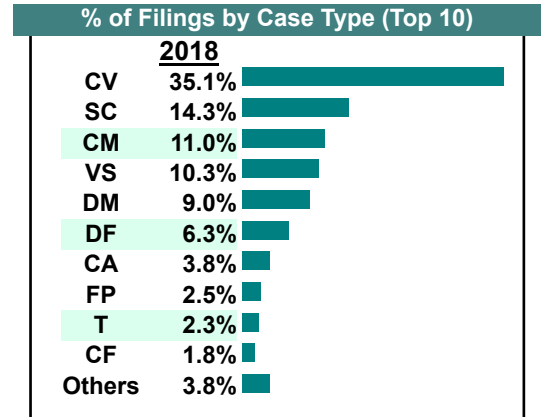
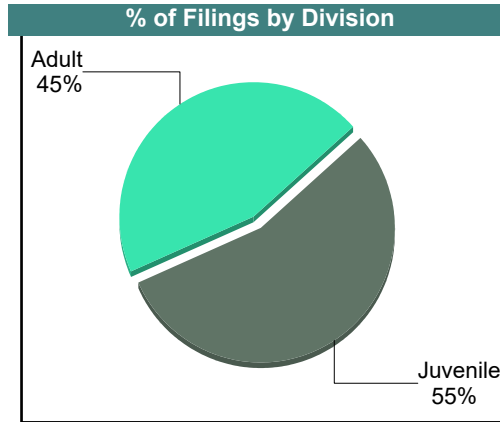
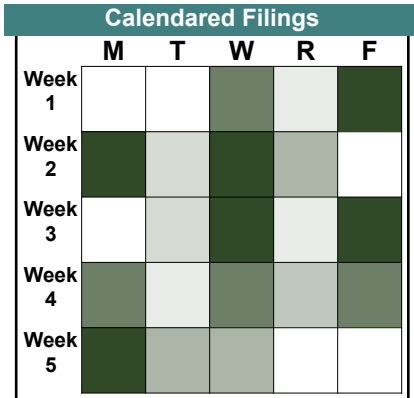


CASELOAD STATISTICS OF THE JUVENILE & DOMESTIC RELATIONS COURTS

January 2018

Suffolk
District: 5

		<u>Filings</u>	<u>Hearings</u>	<u>Transactions</u>	<u>Concluded</u>	<u>Cont</u>
<u>Adult</u>						
Capias	CA	15	46	46	10	36
Felony	CF	7	46	46	6	40
Misdemeanor	CM	44	119	119	13	106
Family Abuse - Prot Order	FP	10	27	27	10	17
Motion - Prot Order	MP	0	1	1	1	-
Other	OT	1	1	1	1	-
Remand Support	RS	3	3	3	3	-
Show Cause	SC	57	157	157	36	121
SL/Other	SL	1	2	2	1	1
Civil Support	VS	41	68	68	37	31
Adult Total		179	470	470	118	352
<u>Juvenile</u>						
Abuse or Neglect	AN	0	20	20	20	-
Custody Visitation	CV	140	224	224	105	119
Felony	DF	25	99	99	17	82
Misdemeanor	DM	36	96	96	16	80
Emancipation	EP	1	1	1	0	1
Foster Care Review	FC	1	1	1	1	-
Remand Custody	RC	4	4	4	4	-
Remand Visitation	RV	4	4	4	4	-
Show Cause	SC	0	1	1	1	-
Status	ST	0	7	7	2	5
Traffic	T	9	20	21	5	16
Juvenile Total		220	477	478	175	303
Suffolk Totals		399	947	948	293	655



Filings by Court & Division

	<u>Franklin City</u>		<u>Isle of Wight</u>		<u>Southampton</u>		<u>Suffolk</u>		<u>Total</u>
A Civil Support	101	9%	247	23%	116	11%	630	58%	1,094
Adult Misdemeanor	83	9%	185	20%	77	8%	601	64%	946
Show Cause	70	9%	194	24%	71	9%	485	59%	820
Adult Felony	31	7%	189	41%	67	15%	169	37%	456
Capias	21	8%	54	21%	20	8%	160	63%	255
Family Abuse - Prot Ord	13	5%	45	18%	27	11%	162	66%	247
Remand Support	3	4%	52	63%	14	17%	14	17%	83
Motion - Prot Order	2	5%	6	16%	6	16%	23	62%	37
Non-Family Abuse Prot	1	10%	1	10%	-	0%	8	80%	10
Other	-	0%	4	67%	-	0%	2	33%	6
Bond Forfeiture	-	0%	5	100%	-	0%	-	0%	5
SL/Other	1	20%	3	60%	-	0%	1	20%	5
Protective Order	-	0%	2	100%	-	0%	-	0%	2
Total	326	8%	987	25%	398	10%	2,255	57%	3,966
J Custody Visitation	189	7%	500	19%	239	9%	1,747	65%	2,675
Delinquency	18	2%	100	14%	52	7%	563	77%	733
Traffic	12	5%	51	22%	48	20%	126	53%	237
Remand Custody	5	4%	71	62%	15	13%	24	21%	115
Remand Visitation	4	4%	63	64%	9	9%	22	22%	98
Abuse or Neglect	21	29%	17	24%	1	1%	33	46%	72
Status Offense/Other	3	8%	15	38%	1	3%	21	53%	40
Initial Foster Care	4	13%	15	47%	3	9%	10	31%	32
Permanency	9	29%	6	19%	3	10%	13	42%	31
Paternity	4	14%	8	29%	3	11%	13	46%	28
Capias	2	10%	4	20%	3	15%	11	55%	20
Show Cause	2	11%	4	22%	4	22%	8	44%	18
Non-Family Abuse Prot	-	0%	3	18%	4	24%	10	59%	17
Foster Care Review	2	13%	1	7%	2	13%	10	67%	15
Term Parental Rights	8	57%	4	29%	-	0%	2	14%	14
Child in Need of Service	4	33%	3	25%	2	17%	3	25%	12
Motion - Prot Order	-	0%	-	0%	-	0%	10	100%	10
Family Abuse - Prot Ord	-	0%	1	17%	1	17%	4	67%	6
Custody Relief	-	0%	4	100%	-	0%	-	0%	4
Voluntary Continuing Se	-	0%	-	0%	2	67%	1	33%	3
Child at Risk	-	0%	-	0%	-	0%	1	100%	1
Emancipation	-	0%	-	0%	-	0%	1	100%	1
Total	287	7%	870	21%	392	9%	2,633	63%	4,182
Total	613	8%	1,857	23%	790	10%	4,888	60%	8,148

CASELOAD STATISTICS OF THE JUVENILE & DOMESTIC RELATIONS COURTS

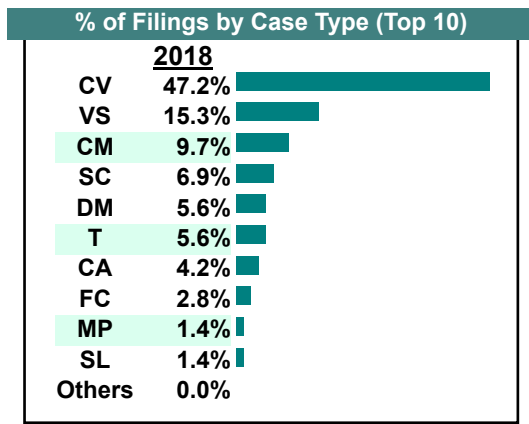
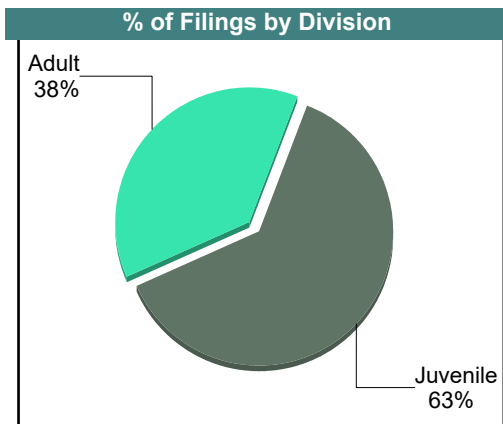
December 2018

Brunswick

District: 6

		<u>Filings</u>	<u>Hearings</u>	<u>Transactions</u>	<u>Concluded</u>	<u>Cont</u>
<u>Adult</u>						
Capias	CA	3	11	11	4	7
Felony	CF	0	2	2	2	-
Misdemeanor	CM	7	17	17	5	12
Motion - Prot Order	MP	1	1	1	0	1
Protective Order	PC	0	1	1	1	-
Show Cause	SC	4	19	19	3	16
SL/Other	SL	1	1	1	1	-
Civil Support	VS	11	14	14	4	10
Adult Total		27	66	66	20	46
<u>Juvenile</u>						
Capias	CA	0	3	3	2	1
Child in Need of Services	CS	0	2	2	0	2
Custody Visitation	CV	34	50	50	26	24
Felony	DF	0	6	6	0	6
Misdemeanor	DM	4	15	15	8	7
Foster Care Review	FC	2	2	2	0	2
Show Cause	SC	1	4	4	1	3
Status	ST	0	4	4	0	4
Traffic	T	4	3	5	3	2
Juvenile Total		45	89	91	40	51
Brunswick Totals		72	155	157	60	97

Calendared Filings			
	T	R	F
Week 1	█	█	█
Week 2	█	█	█
Week 3	█	█	█



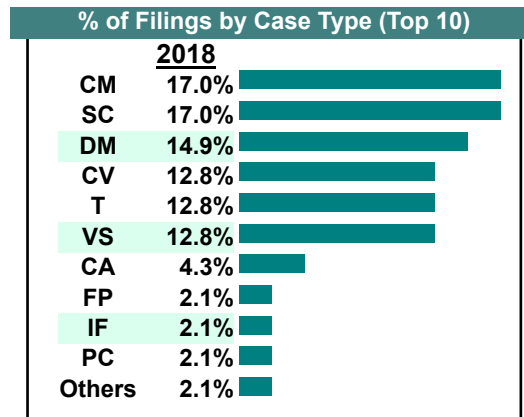
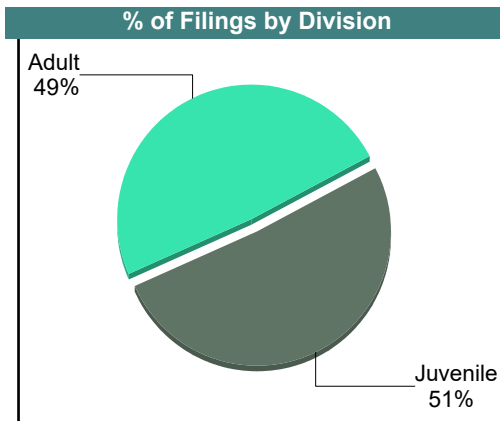

CASELOAD STATISTICS OF THE JUVENILE & DOMESTIC RELATIONS COURTS

November 2018

Brunswick

District: 6

		<u>Filings</u>	<u>Hearings</u>	<u>Transactions</u>	<u>Concluded</u>	<u>Cont</u>
Adult						
Non-Family Abuse Prot Order	AP	0	1	1	1	-
Capias	CA	2	6	6	1	5
Felony	CF	0	2	2	2	-
Misdemeanor	CM	8	20	20	7	13
Family Abuse - Prot Order	FP	1	1	1	1	-
Protective Order	PC	1	2	2	1	1
Show Cause	SC	5	16	16	6	10
Civil Support	VS	6	13	13	5	8
Adult Total		23	61	61	24	37
Juvenile						
Capias	CA	0	1	1	1	-
Child in Need of Services	CS	0	2	2	0	2
Custody Visitation	CV	6	17	17	6	11
Felony	DF	0	5	5	4	1
Misdemeanor	DM	7	21	21	12	9
Initial Foster Care	IF	1	1	1	1	-
Remand Custody	RC	0	1	1	1	-
Show Cause	SC	3	6	6	2	4
Status	ST	1	4	4	0	4
Traffic	T	6	7	7	3	4
Juvenile Total		24	65	65	30	35
Brunswick Totals		47	126	126	54	72



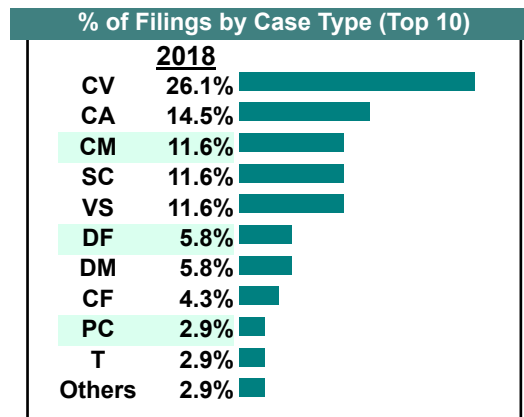
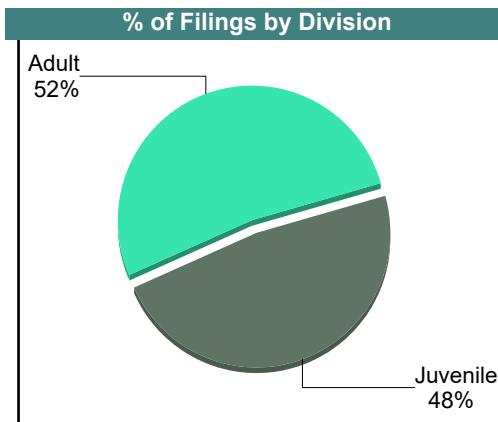

CASELOAD STATISTICS OF THE JUVENILE & DOMESTIC RELATIONS COURTS

October 2018

Brunswick

District: 6

		<u>Filings</u>	<u>Hearings</u>	<u>Transactions</u>	<u>Concluded</u>	<u>Cont</u>
Adult						
Non-Family Abuse Prot Order	AP	1	1	1	0	1
Capias	CA	6	21	21	10	11
Felony	CF	3	5	5	1	4
Misdemeanor	CM	8	23	23	7	16
Protective Order	PC	2	2	2	1	1
Show Cause	SC	8	38	38	12	26
Civil Support	VS	8	14	14	6	8
Adult Total		36	104	104	37	67
Juvenile						
Abuse or Neglect	AN	0	1	1	1	-
Capias	CA	4	26	26	1	25
Child in Need of Services	CS	0	4	4	1	3
Custody Visitation	CV	18	38	38	15	23
Felony	DF	4	11	11	0	11
Misdemeanor	DM	4	15	15	7	8
Remand Custody	RC	1	1	1	0	1
Show Cause	SC	0	2	2	1	1
Status	ST	0	2	2	0	2
Traffic	T	2	9	9	6	3
Juvenile Total		33	109	109	32	77
Brunswick Totals		69	213	213	69	144



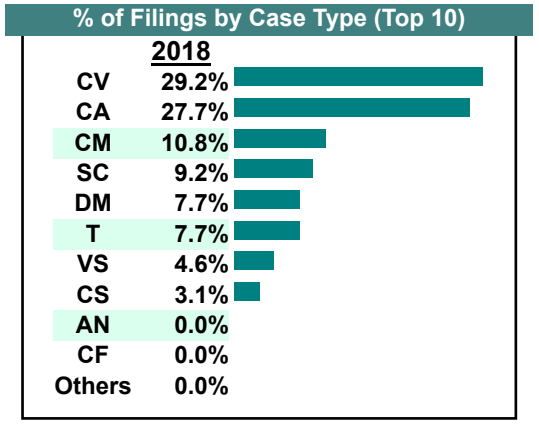
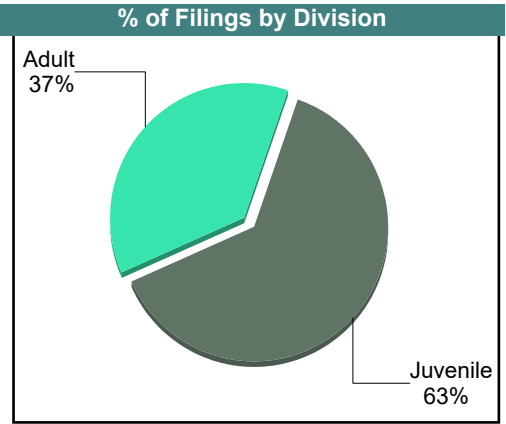
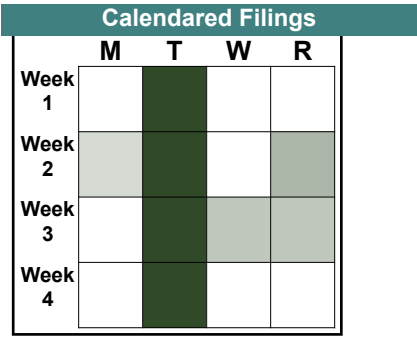
CASELOAD STATISTICS OF THE JUVENILE & DOMESTIC RELATIONS COURTS

September 2018

Brunswick

District: 6

		<u>Filings</u>	<u>Hearings</u>	<u>Transactions</u>	<u>Concluded</u>	<u>Cont</u>
<u>Adult</u>						
Capias	CA	9	18	18	5	13
Felony	CF	0	2	2	1	1
Misdemeanor	CM	7	20	20	9	11
Show Cause	SC	5	15	15	3	12
Civil Support	VS	3	9	9	2	7
Adult Total		24	64	64	20	44
<u>Juvenile</u>						
Abuse or Neglect	AN	0	2	2	0	2
Capias	CA	9	17	17	1	16
Child in Need of Services	CS	2	4	4	0	4
Custody Visitation	CV	19	37	37	12	25
Felony	DF	0	7	7	0	7
Misdemeanor	DM	5	26	26	7	19
Family Abuse - Prot Order	FP	0	2	2	2	-
Show Cause	SC	1	1	1	0	1
Status	ST	0	4	4	0	4
Traffic	T	5	11	11	2	9
Juvenile Total		41	111	111	24	87
Brunswick Totals		65	175	175	44	131



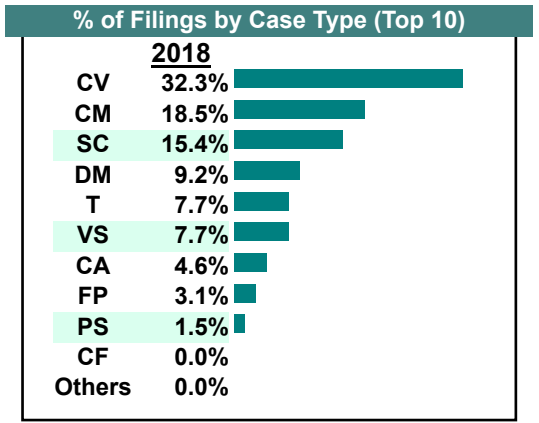
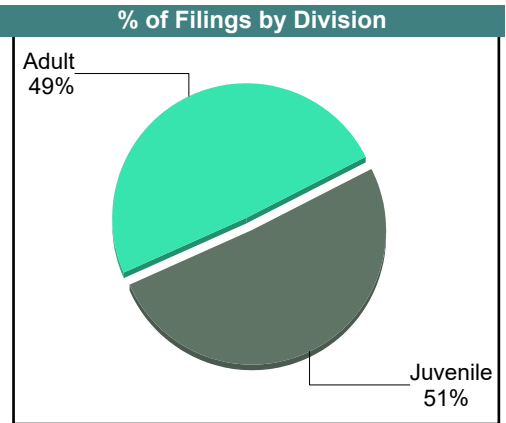
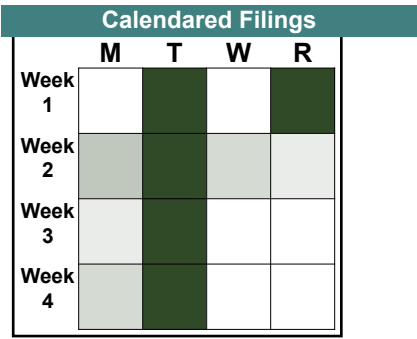
CASELOAD STATISTICS OF THE JUVENILE & DOMESTIC RELATIONS COURTS

August 2018

Brunswick

District: 6

		<u>Filings</u>	<u>Hearings</u>	<u>Transactions</u>	<u>Concluded</u>	<u>Cont</u>
<u>Adult</u>						
Capias	CA	3	20	20	13	7
Felony	CF	0	4	4	1	3
Misdemeanor	CM	12	29	29	15	14
Family Abuse - Prot Order	FP	2	4	4	2	2
Show Cause	SC	10	32	32	9	23
Civil Support	VS	5	14	14	9	5
Adult Total		32	103	103	49	54
<u>Juvenile</u>						
Custody Visitation	CV	21	35	35	21	14
Felony	DF	0	4	4	1	3
Misdemeanor	DM	6	18	18	11	7
Violation Fam Abuse PO	PS	1	1	1	1	-
Show Cause	SC	0	1	1	0	1
Status	ST	0	2	2	0	2
Traffic	T	5	9	10	6	4
Juvenile Total		33	70	71	40	31
Brunswick Totals		65	173	174	89	85



CASELOAD STATISTICS OF THE JUVENILE & DOMESTIC RELATIONS COURTS

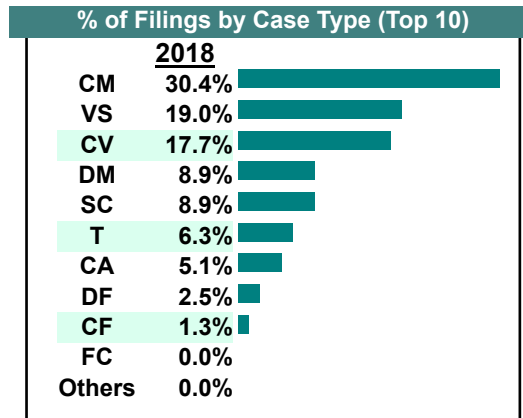
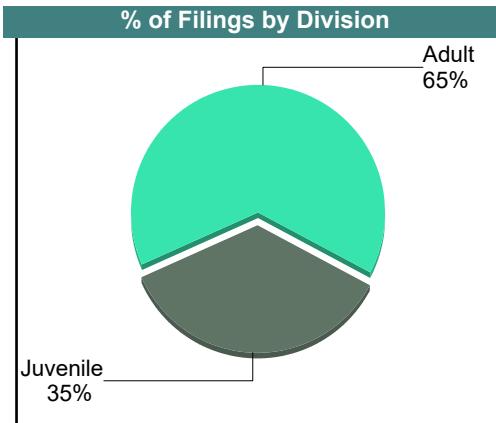
July 2018

Brunswick

District: 6

		<u>Filings</u>	<u>Hearings</u>	<u>Transactions</u>	<u>Concluded</u>	<u>Cont</u>
Adult						
Capias	CA	4	25	25	8	17
Felony	CF	1	4	4	1	3
Misdemeanor	CM	24	45	45	21	24
Show Cause	SC	7	26	26	8	18
Civil Support	VS	15	20	20	13	7
Adult Total		51	120	120	51	69
Juvenile						
Custody Visitation	CV	14	29	29	19	10
Felony	DF	2	12	12	1	11
Misdemeanor	DM	7	27	27	8	19
Foster Care Review	FC	0	1	1	0	1
Family Abuse - Prot Order	FP	0	2	2	0	2
Status	ST	0	2	2	0	2
Traffic	T	5	7	7	3	4
Juvenile Total		28	80	80	31	49
Brunswick Totals		79	200	200	82	118

Calendared Filings					
	M	T	W	R	F
Week 1					
Week 2					
Week 3					
Week 4					
Week 5					



CASELOAD STATISTICS OF THE JUVENILE & DOMESTIC RELATIONS COURTS

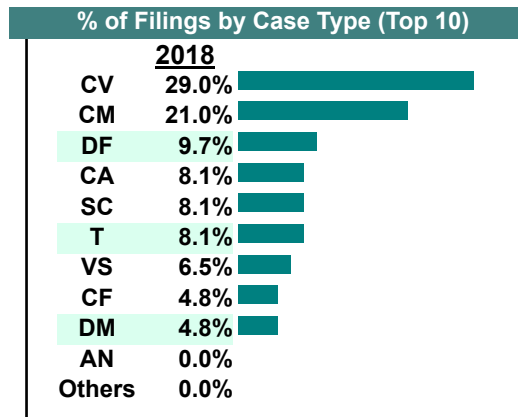
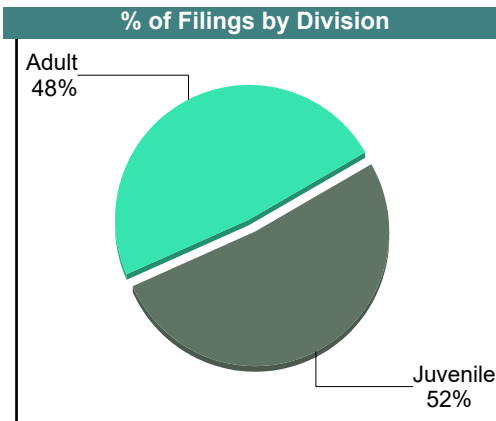
June 2018

Brunswick

District: 6

		<u>Filings</u>	<u>Hearings</u>	<u>Transactions</u>	<u>Concluded</u>	<u>Cont</u>
<u>Adult</u>						
Capias	CA	5	13	13	0	13
Felony	CF	3	7	7	4	3
Misdemeanor	CM	13	21	21	9	12
Show Cause	SC	5	27	27	4	23
Civil Support	VS	4	20	20	12	8
Adult Total		30	88	88	29	59
<u>Juvenile</u>						
Abuse or Neglect	AN	0	4	4	2	2
Child in Need of Services	CS	0	1	1	0	1
Custody Visitation	CV	18	38	38	19	18
Felony	DF	6	13	13	4	9
Misdemeanor	DM	3	25	25	12	13
Family Abuse - Prot Order	FP	0	3	3	1	2
Show Cause	SC	0	2	2	1	1
Status	ST	0	2	2	0	2
Traffic	T	5	7	7	6	1
Juvenile Total		32	95	95	45	49
Brunswick Totals		62	183	183	74	108

Calendared Filings			
	T	W	R
Week 1	█	█	█
Week 2	█	█	█
Week 3	█	█	█
Week 4	█	█	█



CASELOAD STATISTICS OF THE JUVENILE & DOMESTIC RELATIONS COURTS

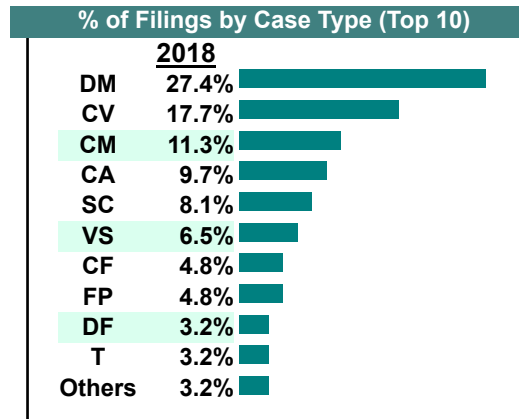
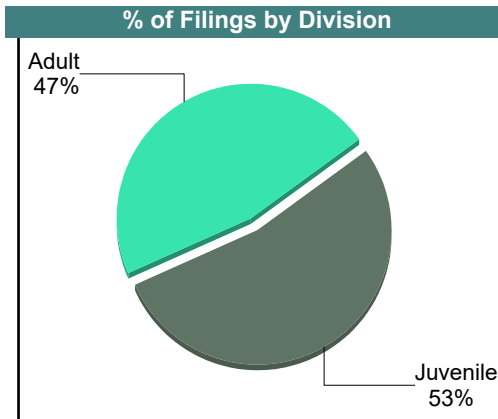
May 2018

Brunswick

District: 6

		<u>Filings</u>	<u>Hearings</u>	<u>Transactions</u>	<u>Concluded</u>	<u>Cont</u>
<u>Adult</u>						
Capias	CA	6	19	19	4	15
Felony	CF	3	11	11	4	7
Misdemeanor	CM	7	29	29	13	16
Family Abuse - Prot Order	FP	3	5	5	2	3
Protective Order	PC	1	2	2	1	1
Show Cause	SC	5	19	19	4	15
Civil Support	VS	4	11	11	4	7
Adult Total		29	96	96	32	64
<u>Juvenile</u>						
Child in Need of Services	CS	0	2	2	0	2
Custody Visitation	CV	11	38	38	19	19
Felony	DF	2	11	11	1	10
Misdemeanor	DM	17	37	37	3	34
Family Abuse - Prot Order	FP	0	2	2	0	2
Show Cause	SC	0	2	2	1	1
Status	ST	1	5	5	0	5
Traffic	T	2	3	3	1	2
Juvenile Total		33	100	100	25	75
Brunswick Totals		62	196	196	57	139

Calendared Filings					
	M	T	W	R	F
Week 1					
Week 2					
Week 3					
Week 4					
Week 5					



CASELOAD STATISTICS OF THE JUVENILE & DOMESTIC RELATIONS COURTS

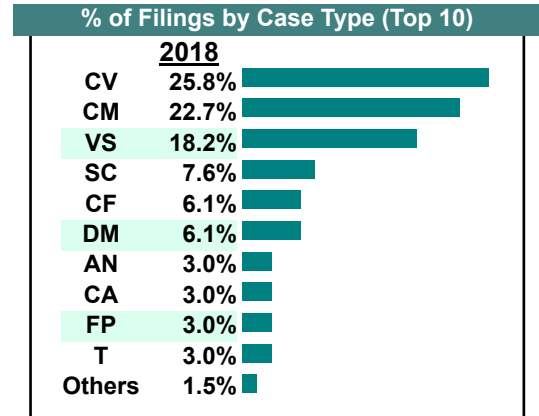
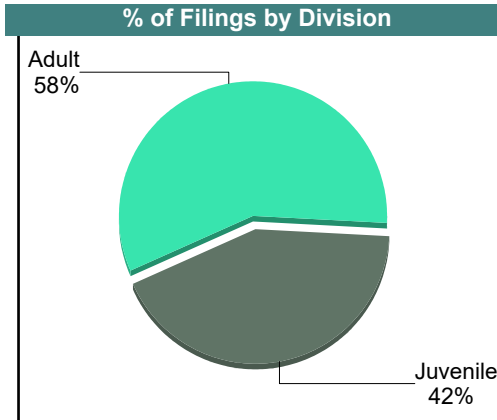
April 2018

Brunswick

District: 6

		<u>Filings</u>	<u>Hearings</u>	<u>Transactions</u>	<u>Concluded</u>	<u>Cont</u>
<u>Adult</u>						
Capias	CA	2	8	8	2	6
Felony	CF	4	5	5	0	5
Misdemeanor	CM	15	22	22	8	14
Family Abuse - Prot Order	FP	1	1	1	1	-
Show Cause	SC	4	31	31	16	15
Civil Support	VS	12	20	20	9	11
Adult Total		38	87	87	36	51
<u>Juvenile</u>						
Abuse or Neglect	AN	2	2	2	0	2
Custody Visitation	CV	17	27	27	12	15
Felony	DF	1	2	2	0	2
Misdemeanor	DM	4	21	21	3	18
Family Abuse - Prot Order	FP	1	1	1	0	1
Show Cause	SC	1	3	3	0	3
Status	ST	0	3	3	0	3
Traffic	T	2	4	4	2	2
Juvenile Total		28	63	63	17	46
Brunswick Totals		66	150	150	53	97

Calendared Filings					
	M	T	W	R	F
Week 1					
Week 2					
Week 3					
Week 4					



CASELOAD STATISTICS OF THE JUVENILE & DOMESTIC RELATIONS COURTS

March 2018

Brunswick

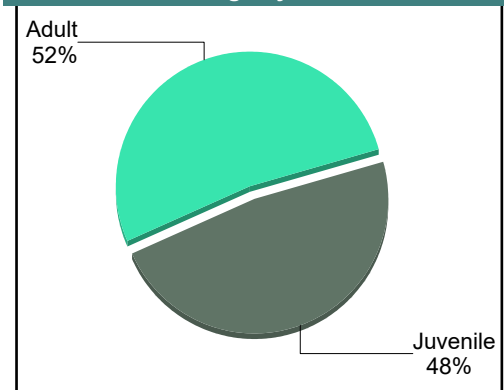
District: 6

		<u>Filings</u>	<u>Hearings</u>	<u>Transactions</u>	<u>Concluded</u>	<u>Cont</u>
Adult						
Capias	CA	4	17	17	5	12
Felony	CF	0	5	5	3	2
Misdemeanor	CM	6	19	19	7	12
Protective Order	PC	0	1	1	1	-
Show Cause	SC	13	35	35	12	23
Civil Support	VS	12	19	19	9	10
Adult Total		35	96	96	37	59
Juvenile						
Abuse or Neglect	AN	0	1	1	0	1
Child in Need of Services	CS	0	1	1	0	1
Custody Visitation	CV	23	53	53	23	30
Felony	DF	1	15	15	0	15
Misdemeanor	DM	3	17	17	4	13
Foster Care Review	FC	0	1	1	1	-
Family Abuse - Prot Order	FP	0	2	2	0	2
Permanency	PH	0	1	1	1	-
Show Cause	SC	1	1	1	0	1
Status	ST	3	5	5	0	5
Traffic	T	1	3	3	0	3
Juvenile Total		32	100	100	29	71
Brunswick Totals		67	196	196	66	130

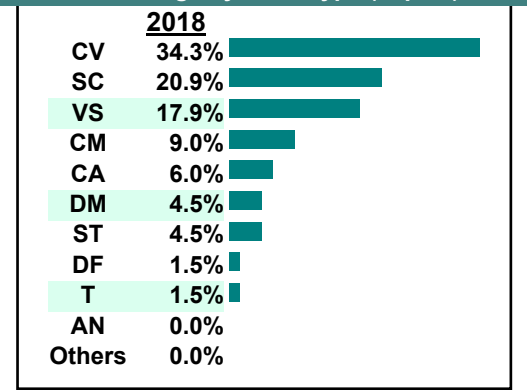
Calendared Filings

	M	T	W	R
Week 1				
Week 2				
Week 3				
Week 4				
Week 5				

% of Filings by Division



% of Filings by Case Type (Top 10)



CASELOAD STATISTICS OF THE JUVENILE & DOMESTIC RELATIONS COURTS

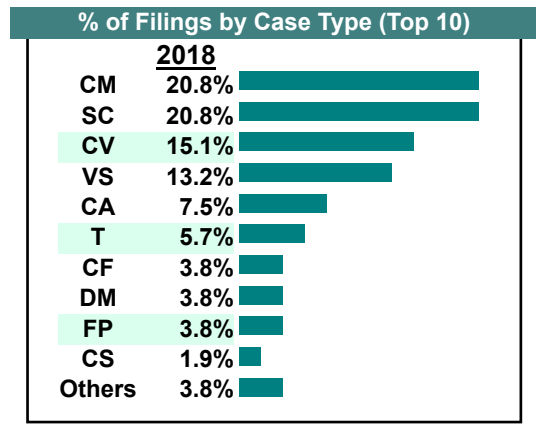
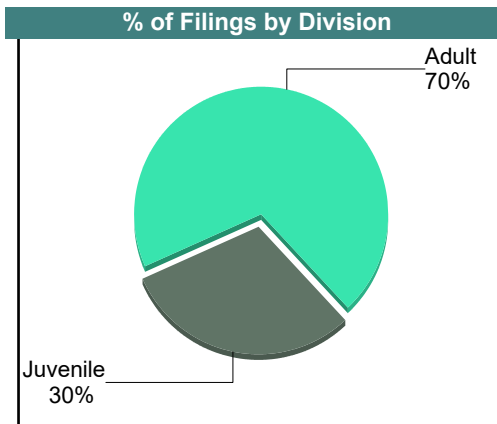
February 2018

Brunswick

District: 6

		<u>Filings</u>	<u>Hearings</u>	<u>Transactions</u>	<u>Concluded</u>	<u>Cont</u>
<u>Adult</u>						
Capias	CA	4	14	14	4	10
Felony	CF	2	4	4	1	3
Misdemeanor	CM	11	28	28	13	15
Family Abuse - Prot Order	FP	0	2	2	2	-
Protective Order	PC	1	1	1	0	1
Remand Support	RS	1	1	1	1	-
Show Cause	SC	11	37	37	13	24
Civil Support	VS	7	14	14	6	8
Adult Total		37	101	101	40	61
<u>Juvenile</u>						
Child in Need of Services	CS	1	3	3	0	3
Custody Visitation	CV	8	23	23	6	17
Felony	DF	0	10	10	1	9
Misdemeanor	DM	2	15	15	2	13
Foster Care Review	FC	0	1	1	1	-
Family Abuse - Prot Order	FP	2	4	4	0	4
Show Cause	SC	0	2	2	1	1
Traffic	T	3	4	4	3	1
Juvenile Total		16	62	62	14	48
Brunswick Totals		53	163	163	54	109

Calendared Filings					
	M	T	W	R	F
Week 1					
Week 2					
Week 3					
Week 4					
Week 5					



CASELOAD STATISTICS OF THE JUVENILE & DOMESTIC RELATIONS COURTS

January 2018

Brunswick

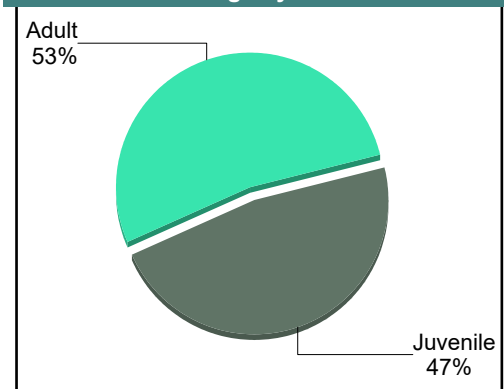
District: 6

		<u>Filings</u>	<u>Hearings</u>	<u>Transactions</u>	<u>Concluded</u>	<u>Cont</u>
<u>Adult</u>						
Capias	CA	5	23	23	8	15
Felony	CF	1	7	7	1	6
Misdemeanor	CM	13	31	31	11	20
Family Abuse - Prot Order	FP	2	7	7	3	4
Show Cause	SC	7	38	38	11	27
Civil Support	VS	9	20	20	12	8
Adult Total		37	126	126	46	80
<u>Juvenile</u>						
Abuse or Neglect	AN	0	2	2	0	2
Custody Visitation	CV	22	56	56	26	30
Felony	DF	1	27	27	9	18
Misdemeanor	DM	2	31	31	12	19
Foster Care Review	FC	0	5	5	2	3
Show Cause	SC	1	1	1	0	1
Status	ST	0	1	1	0	1
Traffic	T	7	13	14	10	4
Juvenile Total		33	136	137	59	78
Brunswick Totals		70	262	263	105	158

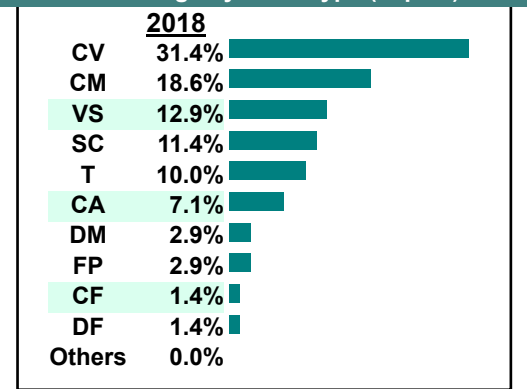
Calendared Filings

	M	T	W	R
Week 1				
Week 2				
Week 3				
Week 4				
Week 5				

% of Filings by Division



% of Filings by Case Type (Top 10)



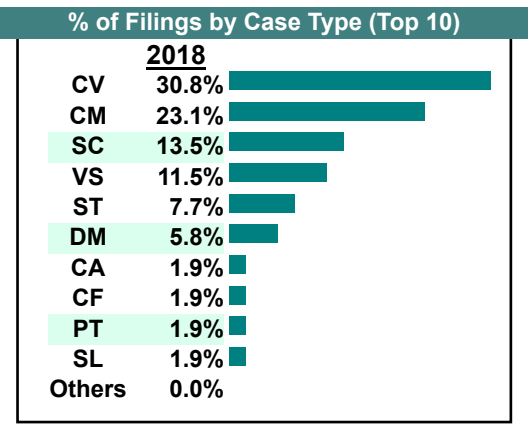
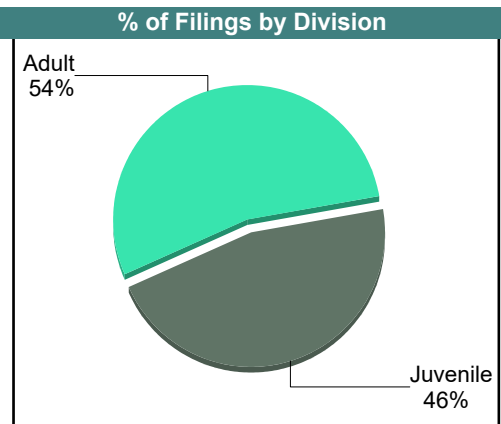
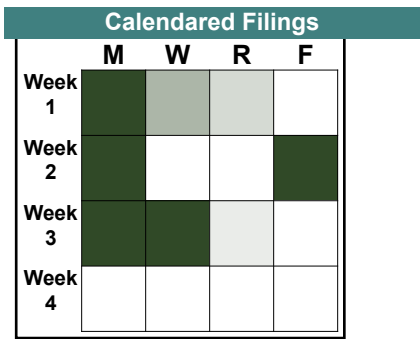
CASELOAD STATISTICS OF THE JUVENILE & DOMESTIC RELATIONS COURTS

December 2018

Emporia

District: 6

		<u>Filings</u>	<u>Hearings</u>	<u>Transactions</u>	<u>Concluded</u>	<u>Cont</u>
Adult						
Capias	CA	1	13	13	1	12
Felony	CF	1	4	4	1	3
Misdemeanor	CM	12	30	30	2	28
Family Abuse - Prot Order	FP	0	6	6	3	3
Show Cause	SC	7	30	30	9	21
SL/Other	SL	1	1	1	1	-
Civil Support	VS	6	11	11	4	7
Adult Total		28	95	95	21	74
Juvenile						
Abuse or Neglect	AN	0	13	13	0	13
Custody Visitation	CV	16	27	27	10	17
Felony	DF	0	15	15	2	13
Misdemeanor	DM	3	25	25	5	20
Petition	PT	1	5	5	2	3
Show Cause	SC	0	2	2	1	1
Status	ST	4	8	8	2	6
Traffic	T	0	2	2	1	1
Term Parental Rights	TP	0	1	1	0	1
Juvenile Total		24	98	98	23	75
Emporia Totals		52	193	193	44	149



CASELOAD STATISTICS OF THE JUVENILE & DOMESTIC RELATIONS COURTS

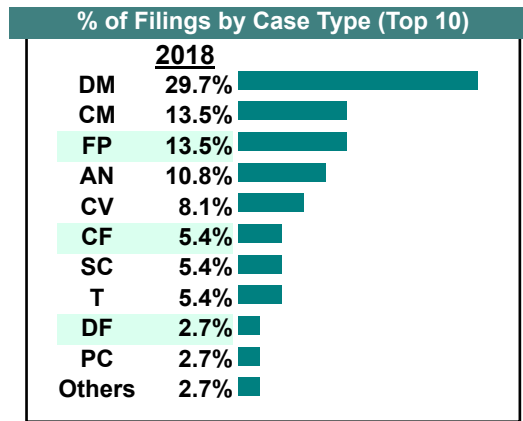
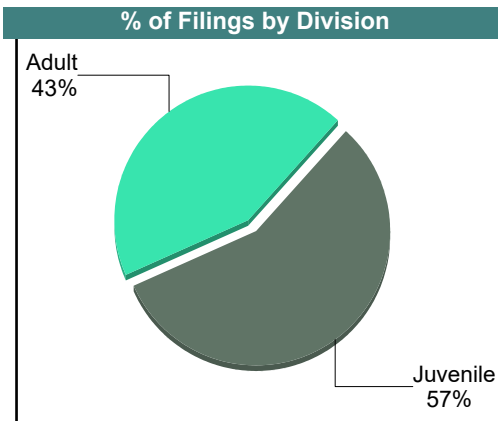
November 2018

Emporia

District: 6

		<u>Filings</u>	<u>Hearings</u>	<u>Transactions</u>	<u>Concluded</u>	<u>Cont</u>
<u>Adult</u>						
Capias	CA	0	3	3	0	3
Felony	CF	2	3	3	0	3
Misdemeanor	CM	5	21	21	4	17
Family Abuse - Prot Order	FP	5	7	7	1	6
Protective Order	PC	1	1	1	1	-
Show Cause	SC	2	8	8	0	8
Civil Support	VS	1	5	5	2	3
Adult Total		16	48	48	8	40
<u>Juvenile</u>						
Abuse or Neglect	AN	4	7	7	0	7
Custody Visitation	CV	3	24	24	21	3
Felony	DF	1	4	4	1	3
Misdemeanor	DM	11	22	22	8	14
Petition	PT	0	2	2	1	1
Show Cause	SC	0	3	3	2	1
Traffic	T	2	3	3	1	2
Juvenile Total		21	65	65	34	31
Emporia Totals		37	113	113	42	71

Calendared Filings					
	M	T	W	R	F
Week 1	■	■		■	
Week 2		■	■		
Week 3			■		
Week 4	■	■			



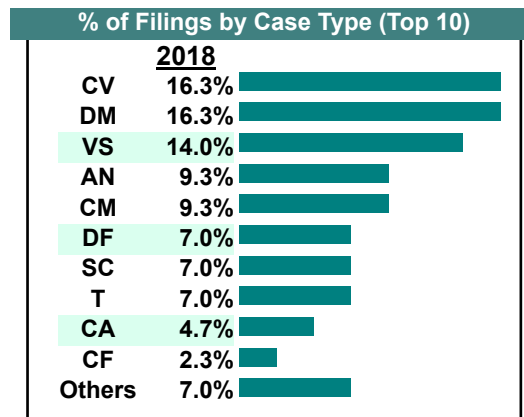
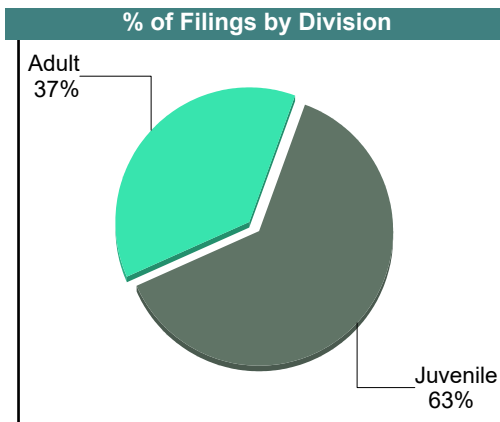

CASELOAD STATISTICS OF THE JUVENILE & DOMESTIC RELATIONS COURTS

October 2018

Emporia

District: 6

		Filings	Hearings	Transactions	Concluded	Cont
Adult						
Capias	CA	2	14	14	3	11
Felony	CF	1	6	6	3	3
Misdemeanor	CM	4	27	27	11	16
Family Abuse - Prot Order	FP	1	1	1	0	1
Show Cause	SC	2	20	20	4	16
SL/Other	SL	0	2	2	1	1
Civil Support	VS	6	16	16	10	6
Adult Total		16	86	86	32	54
Juvenile						
Abuse or Neglect	AN	4	9	9	0	9
Custody Visitation	CV	7	21	21	6	15
Felony	DF	3	18	18	0	18
Misdemeanor	DM	7	34	34	7	27
Family Abuse - Prot Order	FP	0	1	1	0	1
Petition	PT	1	4	4	0	4
Show Cause	SC	1	9	9	1	8
Status	ST	1	2	2	0	2
Traffic	T	3	4	4	1	3
Term Parental Rights	TP	0	2	2	0	2
Juvenile Total		27	104	104	15	89
Emporia Totals		43	190	190	47	143



CASELOAD STATISTICS OF THE JUVENILE & DOMESTIC RELATIONS COURTS

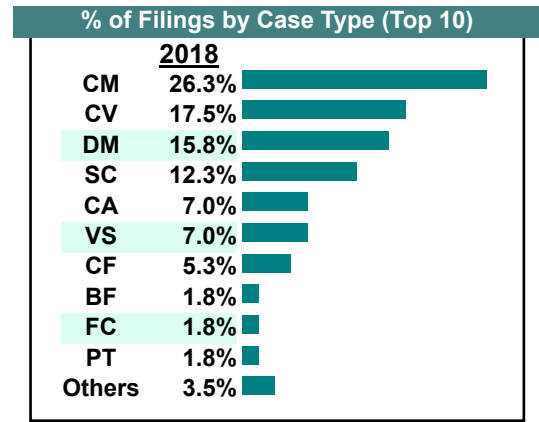
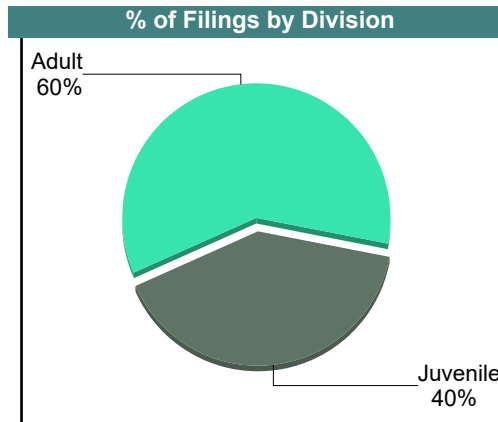
September 2018

Emporia

District: 6

		Filings	Hearings	Transactions	Concluded	Cont
Adult						
Bond Forfeiture	BF	1	1	1	1	-
Capias	CA	4	12	12	6	6
Felony	CF	3	6	6	1	5
Misdemeanor	CM	15	32	32	9	23
Show Cause	SC	6	26	26	11	15
SL/Other	SL	1	1	1	0	1
Civil Support	VS	4	9	9	6	3
Adult Total		34	87	87	34	53
Juvenile						
Abuse or Neglect	AN	0	2	2	0	2
Custody Visitation	CV	10	15	15	5	10
Felony	DF	0	2	2	1	1
Misdemeanor	DM	9	18	18	1	17
Foster Care Review	FC	1	1	1	1	-
Petition	PT	1	2	2	0	2
Show Cause	SC	1	2	2	0	2
Status	ST	0	4	4	1	3
Traffic	T	1	4	4	1	3
Truancy	TR	0	1	1	1	-
Juvenile Total		23	51	51	11	40
Emporia Totals		57	138	138	45	93

	M	T	W	R	F
Week 1					
Week 2					
Week 3					
Week 4					



CASELOAD STATISTICS OF THE JUVENILE & DOMESTIC RELATIONS COURTS

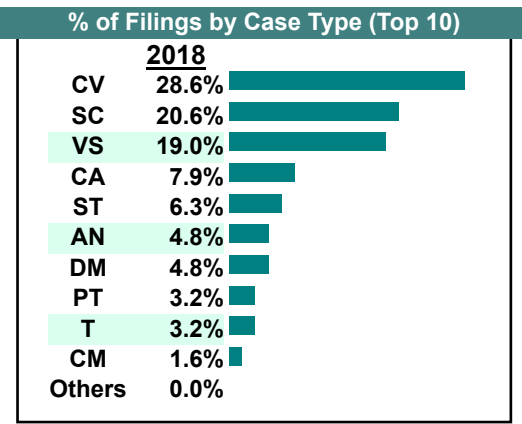
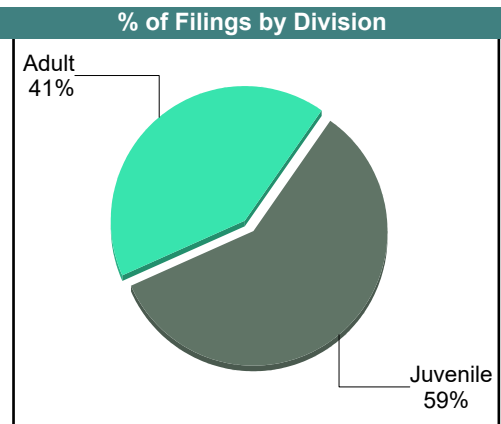
August 2018

Emporia

District: 6

		Filings	Hearings	Transactions	Concluded	Cont
Adult						
Capias	CA	5	9	9	5	4
Felony	CF	0	9	9	8	1
Misdemeanor	CM	1	18	18	10	8
Family Abuse - Prot Order	FP	0	1	1	0	1
Show Cause	SC	8	36	36	17	19
Civil Support	VS	12	17	17	5	12
Adult Total		26	90	90	45	45
Juvenile						
Abuse or Neglect	AN	3	4	4	2	2
Custody Visitation	CV	18	23	23	16	7
Felony	DF	0	11	11	2	9
Misdemeanor	DM	3	17	17	7	10
Family Abuse - Prot Order	FP	0	1	1	0	1
Petition	PT	2	2	2	0	2
Show Cause	SC	5	11	11	5	6
Status	ST	4	4	4	0	4
Traffic	T	2	4	4	1	3
Term Parental Rights	TP	0	3	3	1	2
Juvenile Total		37	80	80	34	46
Emporia Totals		63	170	170	79	91

Calendared Filings				
	M	T	W	R
Week 1	█			
Week 2	█		█	█
Week 3	█			
Week 4	█			



CASELOAD STATISTICS OF THE JUVENILE & DOMESTIC RELATIONS COURTS

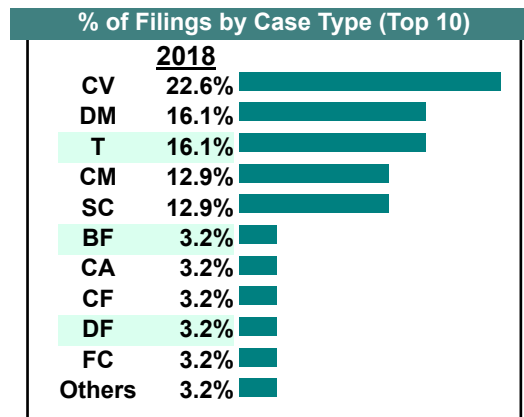
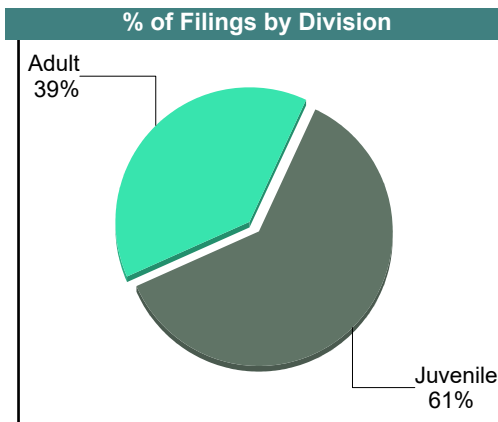
July 2018

Emporia

District: 6

		<u>Filings</u>	<u>Hearings</u>	<u>Transactions</u>	<u>Concluded</u>	<u>Cont</u>
<u>Adult</u>						
Bond Forfeiture	BF	1	1	1	1	-
Capias	CA	1	9	9	6	3
Felony	CF	1	3	3	0	3
Misdemeanor	CM	4	22	22	7	15
Family Abuse - Prot Order	FP	0	2	2	2	-
Show Cause	SC	4	23	23	8	15
Civil Support	VS	1	7	7	4	3
Adult Total		12	67	67	28	39
<u>Juvenile</u>						
Custody Visitation	CV	7	20	20	11	9
Felony	DF	1	11	11	1	10
Misdemeanor	DM	5	34	34	12	22
Foster Care Review	FC	1	3	3	2	1
Petition	PT	0	1	1	0	1
Show Cause	SC	0	5	5	2	3
Status	ST	0	1	1	1	-
Traffic	T	5	5	5	3	2
Term Parental Rights	TP	0	2	2	0	2
Truancy	TR	0	4	4	4	-
Juvenile Total		19	86	86	36	50
Emporia Totals		31	153	153	64	89

Calendared Filings					
	M	T	W	R	F
Week 1					
Week 2	█		█		█
Week 3	█		█		
Week 4	█			█	
Week 5		█			



CASELOAD STATISTICS OF THE JUVENILE & DOMESTIC RELATIONS COURTS

June 2018

Emporia

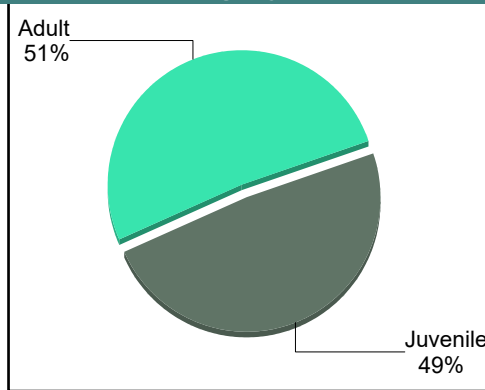
District: 6

		<u>Filings</u>	<u>Hearings</u>	<u>Transactions</u>	<u>Concluded</u>	<u>Cont</u>
Adult						
Bond Forfeiture	BF	1	1	1	1	-
Capias	CA	6	18	18	8	10
Felony	CF	2	7	7	0	7
Misdemeanor	CM	11	34	34	7	27
Family Abuse - Prot Order	FP	1	7	7	2	5
Show Cause	SC	11	36	36	7	29
Civil Support	VS	3	13	13	9	4
Adult Total		35	116	116	34	82
Juvenile						
Child in Need of Services	CS	0	1	1	1	-
Custody Visitation	CV	20	34	34	8	26
Felony	DF	1	20	20	5	15
Misdemeanor	DM	2	40	40	10	30
Foster Care Review	FC	2	2	2	1	1
Permanency	PH	1	1	1	1	-
Petition	PT	1	1	1	0	1
Show Cause	SC	4	10	10	3	7
Status	ST	0	3	3	1	2
Traffic	T	0	5	5	4	1
Term Parental Rights	TP	2	4	4	1	3
Truancy	TR	0	1	1	1	-
Juvenile Total		33	122	122	36	86
Emporia Totals		68	238	238	70	168

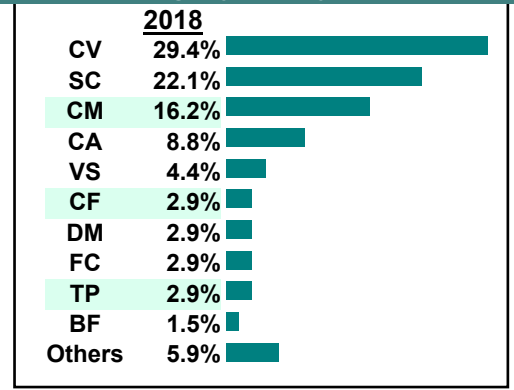
Calendared Filings

	M	T	W	F
Week 1	█			█
Week 2	█			
Week 3	█		█	
Week 4	█			

% of Filings by Division



% of Filings by Case Type (Top 10)



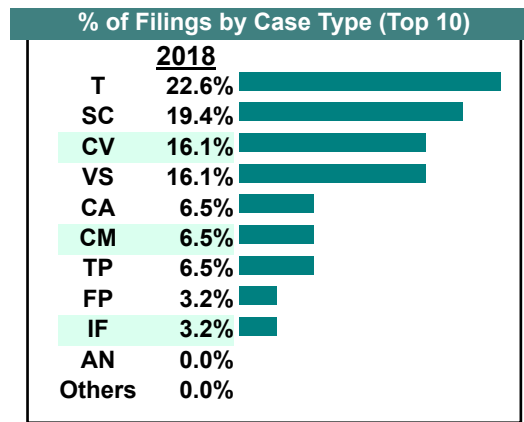
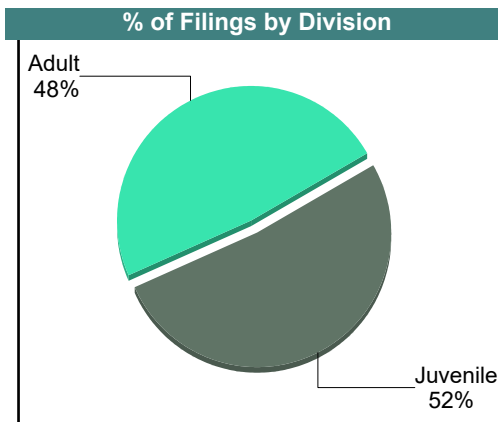
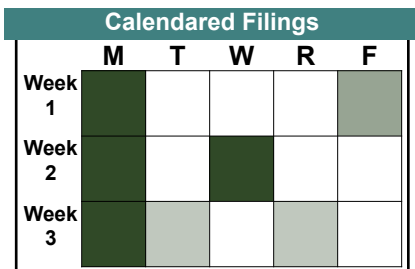
CASELOAD STATISTICS OF THE JUVENILE & DOMESTIC RELATIONS COURTS

May 2018

Emporia

District: 6

		Filings	Hearings	Transactions	Concluded	Cont
Adult						
Capias	CA	2	11	11	2	9
Felony	CF	0	7	7	3	4
Misdemeanor	CM	2	18	18	3	15
Family Abuse - Prot Order	FP	1	3	3	2	1
Show Cause	SC	5	29	29	10	19
Civil Support	VS	5	12	12	7	5
Adult Total		15	80	80	27	53
Juvenile						
Abuse or Neglect	AN	0	1	1	1	-
Child in Need of Services	CS	0	4	4	1	3
Custody Visitation	CV	5	11	11	7	4
Felony	DF	0	17	17	3	14
Misdemeanor	DM	0	39	39	5	34
Family Abuse - Prot Order	FP	0	1	1	0	1
Initial Foster Care	IF	1	1	1	1	-
Show Cause	SC	1	5	5	0	5
Traffic	T	7	8	8	3	5
Term Parental Rights	TP	2	2	2	0	2
Truancy	TR	0	5	5	0	5
Juvenile Total		16	94	94	21	73
Emporia Totals		31	174	174	48	126



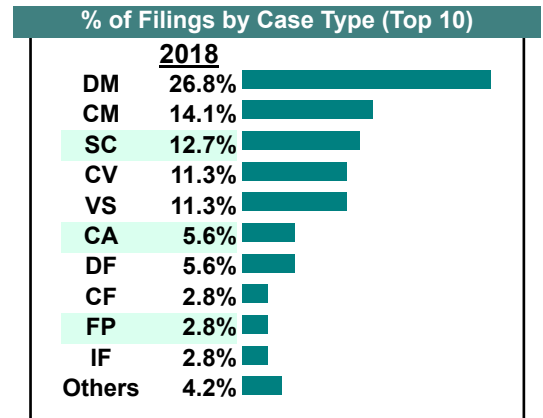
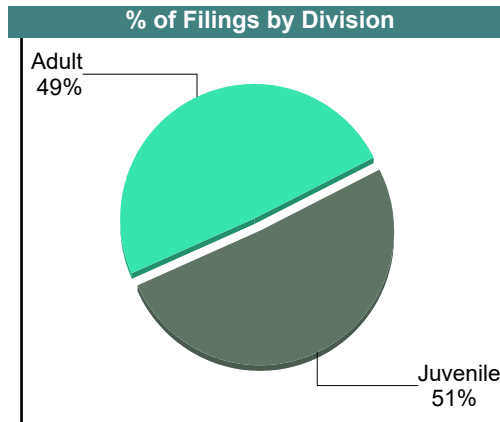

CASELOAD STATISTICS OF THE JUVENILE & DOMESTIC RELATIONS COURTS

Emporia

District: 6

April 2018

		<u>Filings</u>	<u>Hearings</u>	<u>Transactions</u>	<u>Concluded</u>	<u>Cont</u>
Adult						
Capias	CA	4	15	15	5	10
Felony	CF	2	9	9	1	8
Misdemeanor	CM	10	31	31	8	23
Family Abuse - Prot Order	FP	2	4	4	0	4
Show Cause	SC	9	38	38	14	24
Civil Support	VS	8	15	15	6	9
Adult Total		35	112	112	34	78
Juvenile						
Abuse or Neglect	AN	0	7	7	6	1
Child in Need of Services	CS	0	4	4	0	4
Custody Visitation	CV	8	41	41	17	24
Felony	DF	4	32	32	4	28
Misdemeanor	DM	19	56	56	6	50
Initial Foster Care	IF	2	2	2	2	-
Petition	PT	0	1	1	1	-
Show Cause	SC	0	2	2	0	2
Status	ST	1	5	5	2	3
Traffic	T	1	1	1	0	1
Truancy	TR	1	12	12	1	11
Juvenile Total		36	163	163	39	124
Emporia Totals		71	275	275	73	202



CASELOAD STATISTICS OF THE JUVENILE & DOMESTIC RELATIONS COURTS

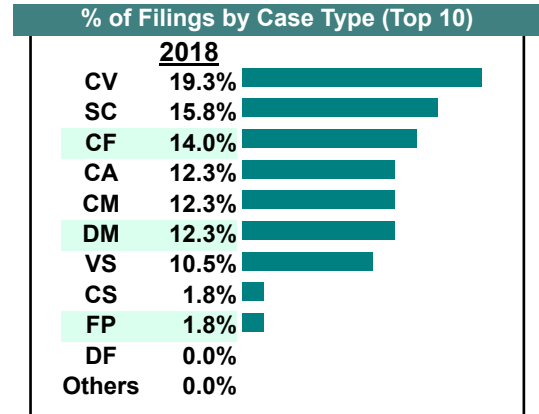
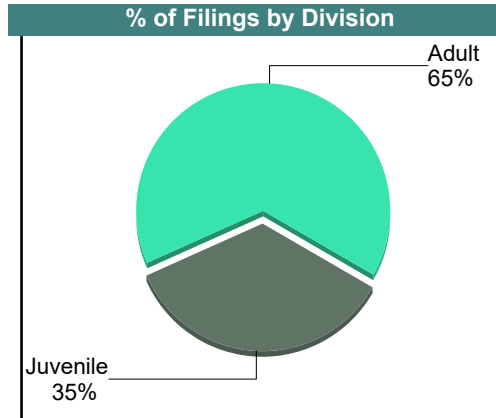
March 2018

Emporia

District: 6

		<u>Filings</u>	<u>Hearings</u>	<u>Transactions</u>	<u>Concluded</u>	<u>Cont</u>
<u>Adult</u>						
Capias	CA	7	15	15	1	14
Felony	CF	8	17	17	3	14
Misdemeanor	CM	7	26	26	2	24
Family Abuse - Prot Order	FP	1	5	5	1	4
Show Cause	SC	8	49	49	16	33
Civil Support	VS	6	14	14	6	8
Adult Total		37	126	126	29	97
<u>Juvenile</u>						
Child in Need of Services	CS	1	3	3	0	3
Custody Visitation	CV	11	36	36	12	24
Felony	DF	0	19	19	1	18
Misdemeanor	DM	7	25	25	0	25
Show Cause	SC	1	2	2	0	2
Status	ST	0	1	1	0	1
Traffic	T	0	1	1	1	-
Truancy	TR	0	3	3	0	3
Juvenile Total		20	90	90	14	76
Emporia Totals		57	216	216	43	173

	M	T	W	R	F
Week 1					
Week 2					
Week 3					
Week 4					
Week 5					



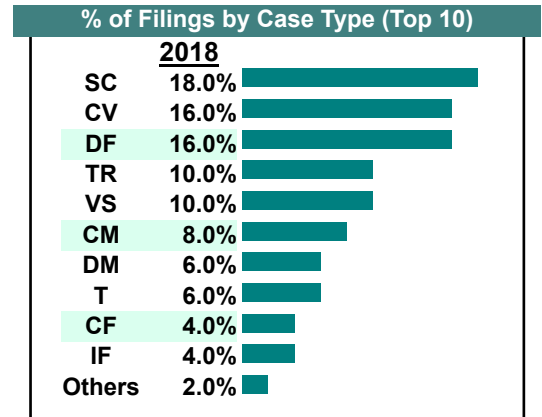
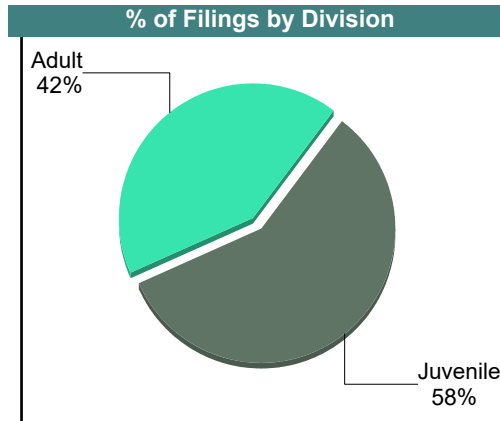

CASELOAD STATISTICS OF THE JUVENILE & DOMESTIC RELATIONS COURTS

February 2018

Emporia

District: 6

		<u>Filings</u>	<u>Hearings</u>	<u>Transactions</u>	<u>Concluded</u>	<u>Cont</u>
Adult						
Capias	CA	0	5	5	3	2
Felony	CF	2	7	7	3	4
Misdemeanor	CM	4	19	19	3	16
Family Abuse - Prot Order	FP	1	3	3	0	3
Show Cause	SC	9	33	33	9	24
Civil Support	VS	5	12	12	4	8
Adult Total		21	79	79	22	57
Juvenile						
Abuse or Neglect	AN	0	10	10	2	8
Child in Need of Services	CS	0	1	1	0	1
Custody Visitation	CV	8	28	28	12	16
Felony	DF	8	24	24	7	17
Misdemeanor	DM	3	19	19	6	13
Family Abuse - Prot Order	FP	0	1	1	0	1
Initial Foster Care	IF	2	2	2	2	-
Petition	PT	0	1	1	0	1
Show Cause	SC	0	1	1	0	1
Status	ST	0	2	2	0	2
Traffic	T	3	5	5	5	-
Truancy	TR	5	5	5	0	5
Juvenile Total		29	99	99	34	65
Emporia Totals		50	178	178	56	122



CASELOAD STATISTICS OF THE JUVENILE & DOMESTIC RELATIONS COURTS

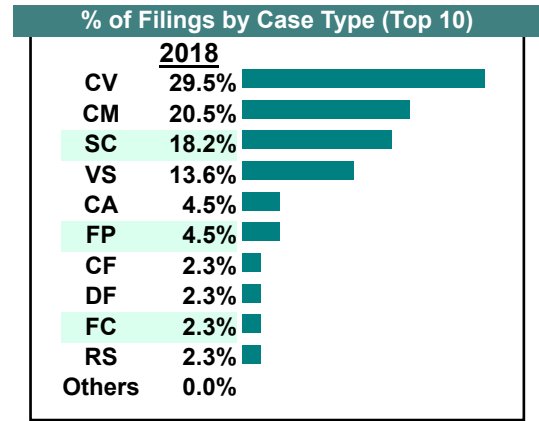
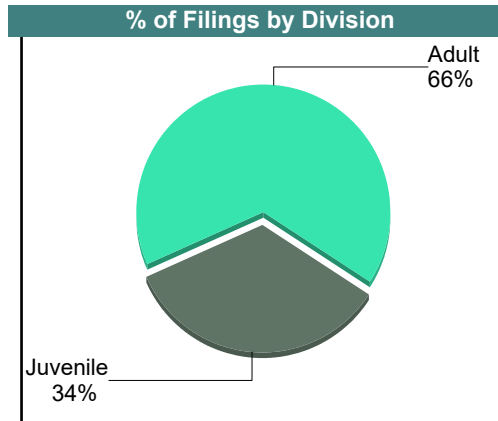
January 2018

Emporia

District: 6

		<u>Filings</u>	<u>Hearings</u>	<u>Transactions</u>	<u>Concluded</u>	<u>Cont</u>
<u>Adult</u>						
Capias	CA	2	10	10	1	9
Felony	CF	1	6	6	0	6
Misdemeanor	CM	9	29	29	10	19
Family Abuse - Prot Order	FP	2	4	4	2	2
Remand Support	RS	1	1	1	1	-
Show Cause	SC	8	42	42	2	40
Civil Support	VS	6	12	12	3	9
Adult Total		29	104	104	19	85
<u>Juvenile</u>						
Abuse or Neglect	AN	0	3	3	3	-
Capias	CA	0	1	1	1	-
Child in Need of Services	CS	0	1	1	0	1
Custody Visitation	CV	13	29	29	13	16
Felony	DF	1	18	18	0	18
Misdemeanor	DM	0	28	28	11	17
Foster Care Review	FC	1	1	1	1	-
Family Abuse - Prot Order	FP	0	1	1	0	1
Permanency	PH	0	1	1	1	-
Show Cause	SC	0	4	4	2	2
Traffic	T	0	1	1	1	-
Truancy	TR	0	1	1	0	1
Juvenile Total		15	89	89	33	56
Emporia Totals		44	193	193	52	141

Calendared Filings				
	M	T	W	R
Week 1	■			
Week 2		■	■	
Week 3	■	■		■
Week 4	■			



CASELOAD STATISTICS OF THE JUVENILE & DOMESTIC RELATIONS COURTS

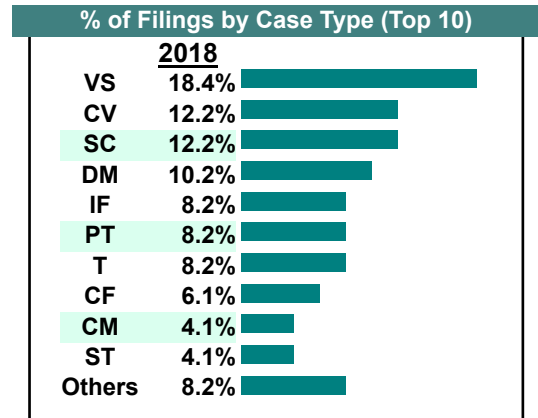
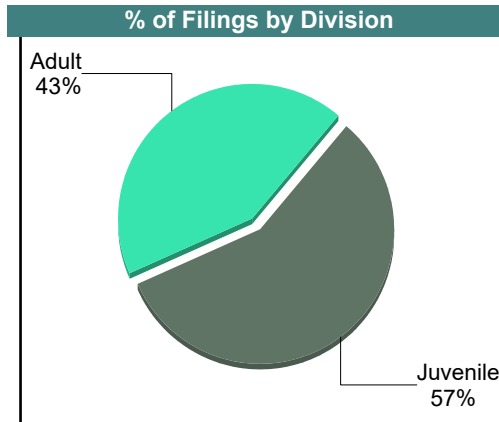
December 2018

Greenville

District: 6

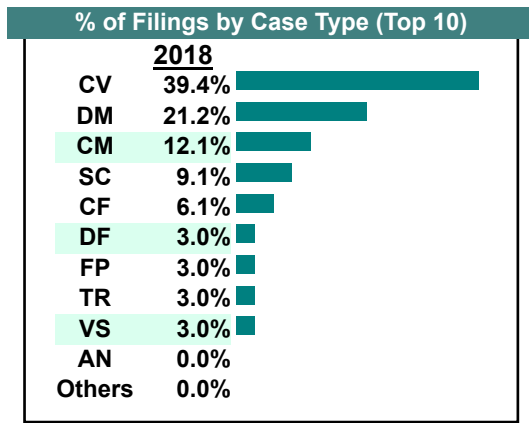
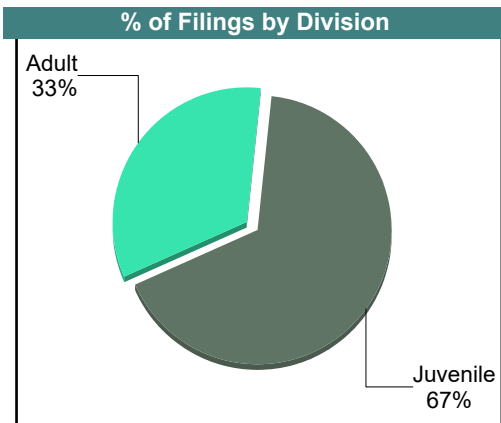
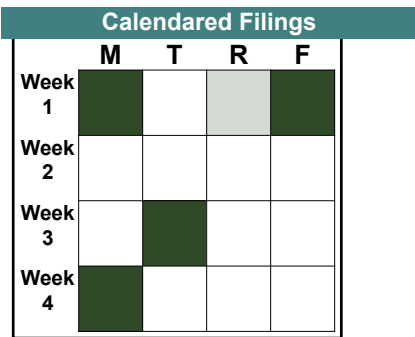
		<u>Filings</u>	<u>Hearings</u>	<u>Transactions</u>	<u>Concluded</u>	<u>Cont</u>
<u>Adult</u>						
Capias	CA	1	4	4	4	-
Felony	CF	3	5	5	0	5
Misdemeanor	CM	2	12	12	3	9
Family Abuse - Prot Order	FP	0	3	3	2	1
Motion - Prot Order	MP	0	1	1	0	1
Show Cause	SC	6	19	19	6	13
Civil Support	VS	9	22	22	8	14
Adult Total		21	66	66	23	43
<u>Juvenile</u>						
Abuse or Neglect	AN	1	10	10	4	6
Custody Visitation	CV	6	39	39	22	17
Felony	DF	0	15	15	0	15
Misdemeanor	DM	5	15	15	4	11
Initial Foster Care	IF	4	8	8	4	4
Petition	PT	4	8	8	1	7
Status	ST	2	2	2	2	-
Traffic	T	4	4	4	0	4
Truancy	TR	2	4	4	0	4
Juvenile Total		28	105	105	37	68
Greenville Totals		49	171	171	60	111

Calendared Filings					
	M	T	W	R	F
Week 1	█	█	█		
Week 2	█			█	█
Week 3	█		█		
Week 4				█	

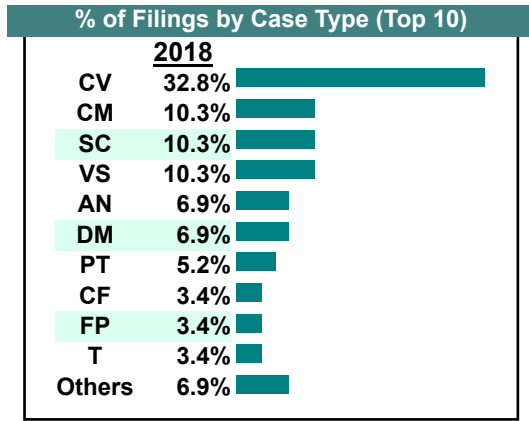
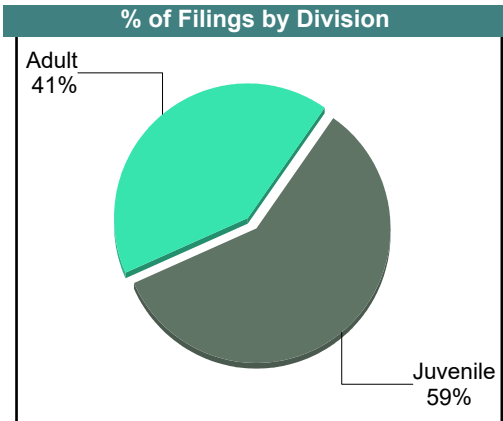



November 2018

		<u>Filings</u>	<u>Hearings</u>	<u>Transactions</u>	<u>Concluded</u>	<u>Cont</u>
Adult						
Non-Family Abuse Prot Order	AP	0	1	1	0	1
Capias	CA	0	1	1	0	1
Felony	CF	2	4	4	0	4
Misdemeanor	CM	4	9	9	0	9
Family Abuse - Prot Order	FP	1	4	4	2	2
Show Cause	SC	3	8	8	2	6
Civil Support	VS	1	7	7	4	3
Adult Total		11	34	34	8	26
Juvenile						
Abuse or Neglect	AN	0	4	4	0	4
Custody Visitation	CV	13	30	30	18	12
Felony	DF	1	5	5	1	4
Misdemeanor	DM	7	16	16	5	11
Traffic	T	0	4	4	2	2
Truancy	TR	1	1	1	0	1
Juvenile Total		22	60	60	26	34
Greenville Totals		33	94	94	34	60



		Filings	Hearings	Transactions	Concluded	Cont
Adult						
Non-Family Abuse Prot Order	AP	1	1	1	0	1
Bond Forfeiture	BF	1	1	1	1	-
Capias	CA	1	6	6	3	3
Felony	CF	2	4	4	2	2
Misdemeanor	CM	6	11	11	3	7
Family Abuse - Prot Order	FP	2	7	7	0	6
Motion - Prot Order	MP	0	1	1	0	1
Show Cause	SC	5	15	15	6	9
Civil Support	VS	6	12	12	4	8
Adult Total		24	58	58	19	37
Juvenile						
Abuse or Neglect	AN	4	8	8	0	8
Non-Family Abuse Prot Order	AP	0	1	1	1	-
Custody Visitation	CV	19	35	35	18	17
Felony	DF	1	3	3	0	3
Misdemeanor	DM	4	12	12	5	7
Petition	PT	3	4	4	2	2
Show Cause	SC	1	2	2	0	2
Traffic	T	2	3	3	2	1
Term Parental Rights	TP	0	1	1	1	-
Juvenile Total		34	69	69	29	40
Greenville Totals		58	127	127	48	77



CASELOAD STATISTICS OF THE JUVENILE & DOMESTIC RELATIONS COURTS

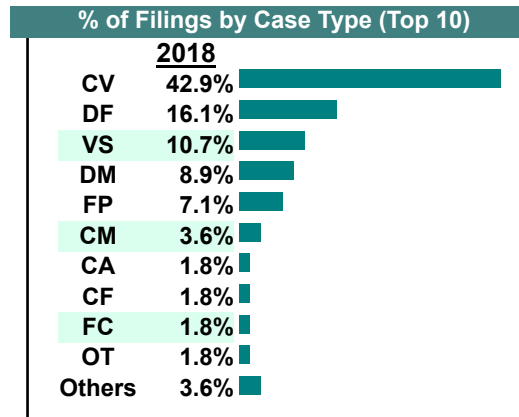
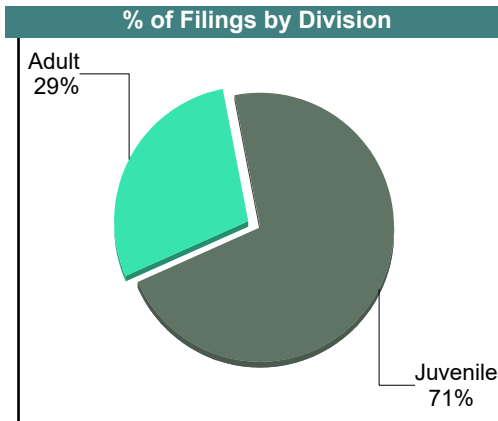
September 2018

Greenville

District: 6

		<u>Filings</u>	<u>Hearings</u>	<u>Transactions</u>	<u>Concluded</u>	<u>Cont</u>
<u>Adult</u>						
Capias	CA	1	3	3	1	2
Felony	CF	1	7	7	3	4
Misdemeanor	CM	2	12	12	5	7
Family Abuse - Prot Order	FP	4	5	5	0	5
Motion - Prot Order	MP	0	1	1	0	1
Other	OT	1	1	1	1	-
Show Cause	SC	1	13	13	5	8
Civil Support	VS	6	13	13	5	8
Adult Total		16	55	55	20	35
<u>Juvenile</u>						
Custody Visitation	CV	24	42	42	6	36
Felony	DF	9	18	18	2	16
Misdemeanor	DM	5	14	14	5	9
Foster Care Review	FC	1	1	1	1	-
Show Cause	SC	0	1	1	0	1
Status	ST	0	4	4	4	-
Traffic	T	1	1	1	0	1
Juvenile Total		40	81	81	18	63
Greenville Totals		56	136	136	38	98

Calendared Filings				
	M	W	R	F
Week 1				
Week 2				
Week 3				
Week 4				



CASELOAD STATISTICS OF THE JUVENILE & DOMESTIC RELATIONS COURTS

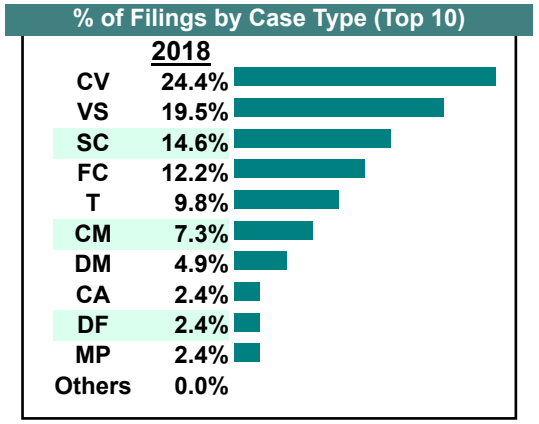
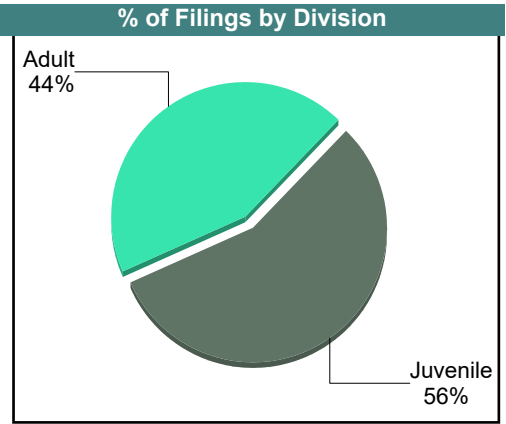
August 2018

Greenville

District: 6

		<u>Filings</u>	<u>Hearings</u>	<u>Transactions</u>	<u>Concluded</u>	<u>Cont</u>
<u>Adult</u>						
Capias	CA	1	4	4	2	2
Felony	CF	0	3	3	1	2
Misdemeanor	CM	3	11	11	5	6
Motion - Prot Order	MP	1	1	1	0	1
Show Cause	SC	5	20	20	11	9
Civil Support	VS	8	12	12	5	7
Adult Total		18	51	51	24	27
<u>Juvenile</u>						
Custody Visitation	CV	10	20	20	3	17
Felony	DF	1	8	8	1	7
Misdemeanor	DM	2	10	10	1	9
Foster Care Review	FC	5	5	5	5	-
Petition	PT	0	2	2	2	-
Show Cause	SC	1	1	1	0	1
Status	ST	0	3	3	0	3
Traffic	T	4	6	6	4	2
Term Parental Rights	TP	0	1	1	0	1
Juvenile Total		23	56	56	16	40
Greenville Totals		41	107	107	40	67

Calendared Filings					
	M	T	W	R	F
Week 1					
Week 2					
Week 3					
Week 4					
Week 5					



CASELOAD STATISTICS OF THE JUVENILE & DOMESTIC RELATIONS COURTS

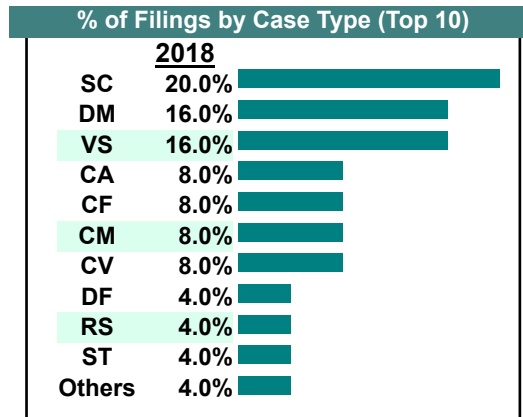
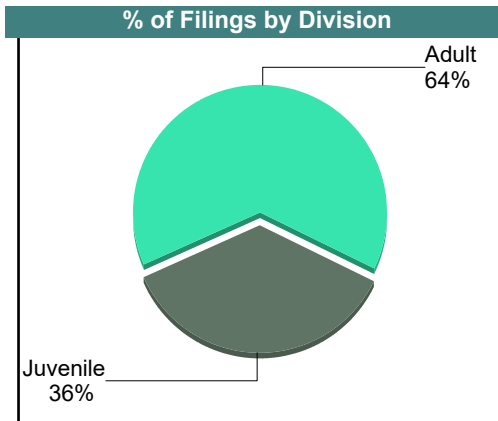
July 2018

Greenville

District: 6

		<u>Filings</u>	<u>Hearings</u>	<u>Transactions</u>	<u>Concluded</u>	<u>Cont</u>
<u>Adult</u>						
Bond Forfeiture	BF	0	1	1	1	-
Capias	CA	2	4	4	0	4
Felony	CF	2	9	9	2	7
Misdemeanor	CM	2	17	17	10	7
Remand Support	RS	1	1	1	1	-
Show Cause	SC	5	27	27	7	20
Civil Support	VS	4	19	19	13	6
Adult Total		16	78	78	34	44
<u>Juvenile</u>						
Custody Visitation	CV	2	18	18	6	12
Felony	DF	1	8	8	3	5
Misdemeanor	DM	4	19	19	7	12
Petition	PT	0	1	1	0	1
Show Cause	SC	0	1	1	1	-
Status	ST	1	2	2	2	-
Traffic	T	1	2	2	0	2
Term Parental Rights	TP	0	1	1	0	1
Juvenile Total		9	52	52	19	33
Greenville Totals		25	130	130	53	77

Calendared Filings					
	M	T	W	R	F
Week 1					
Week 2					
Week 3					
Week 4					
Week 5					



CASELOAD STATISTICS OF THE JUVENILE & DOMESTIC RELATIONS COURTS

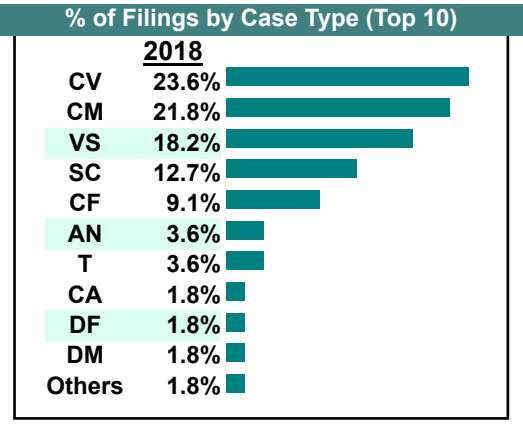
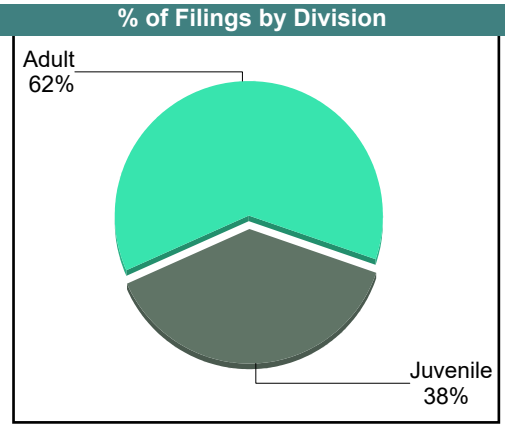
June 2018

Greenville

District: 6

		Filings	Hearings	Transactions	Concluded	Cont
Adult						
Capias	CA	1	3	3	2	1
Felony	CF	5	12	12	2	10
Misdemeanor	CM	12	27	27	2	25
Family Abuse - Prot Order	FP	0	1	1	1	-
Show Cause	SC	6	18	18	8	10
Civil Support	VS	10	14	14	3	11
Adult Total		34	75	75	18	57
Juvenile						
Abuse or Neglect	AN	2	4	4	4	-
Custody Visitation	CV	13	54	54	25	29
Felony	DF	1	9	9	1	8
Misdemeanor	DM	1	8	8	2	6
Permanency	PH	1	1	1	1	-
Petition	PT	0	2	2	1	1
Show Cause	SC	1	1	1	0	1
Status	ST	0	1	1	0	1
Traffic	T	2	3	3	1	2
Juvenile Total		21	83	83	35	48
Greenville Totals		55	158	158	53	105

	M	T	W	R	F
Week 1	█				
Week 2	█				
Week 3	█	█	█		
Week 4	█				



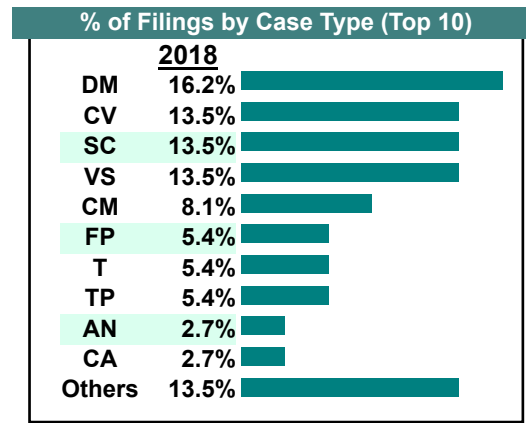
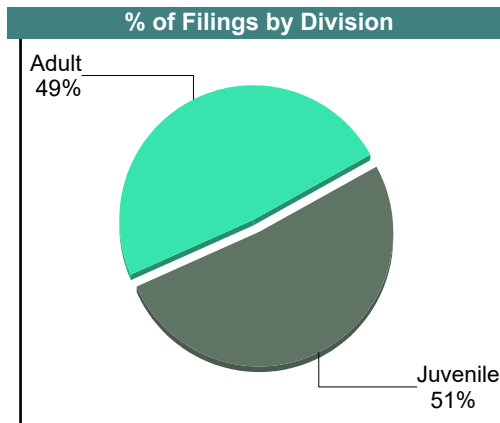

CASELOAD STATISTICS OF THE JUVENILE & DOMESTIC RELATIONS COURTS

May 2018

Greenville

District: 6

		<u>Filings</u>	<u>Hearings</u>	<u>Transactions</u>	<u>Concluded</u>	<u>Cont</u>
Adult						
Capias	CA	1	5	5	4	1
Felony	CF	0	2	2	2	-
Misdemeanor	CM	3	11	11	2	9
Family Abuse - Prot Order	FP	2	2	2	1	1
Protective Order	PC	1	1	1	1	-
Show Cause	SC	5	18	18	4	14
SL/Other	SL	1	1	1	1	-
Civil Support	VS	5	17	17	8	9
Adult Total		18	57	57	23	34
Juvenile						
Abuse or Neglect	AN	1	1	1	1	-
Custody Visitation	CV	5	12	12	4	8
Felony	DF	0	5	5	2	3
Misdemeanor	DM	6	14	14	4	10
Foster Care Review	FC	1	1	1	1	-
Petition	PT	0	2	2	0	2
Remand Custody	RC	1	1	1	1	-
Remand Visitation	RV	1	1	1	1	-
Status	ST	0	4	4	0	4
Traffic	T	2	3	3	1	2
Term Parental Rights	TP	2	2	2	1	1
Juvenile Total		19	46	46	16	30
Greenville Totals		37	103	103	39	64



CASELOAD STATISTICS OF THE JUVENILE & DOMESTIC RELATIONS COURTS

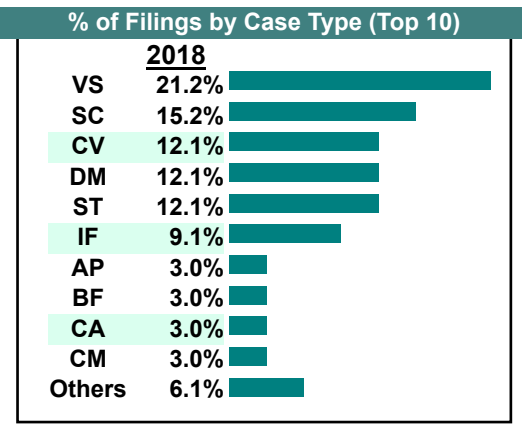
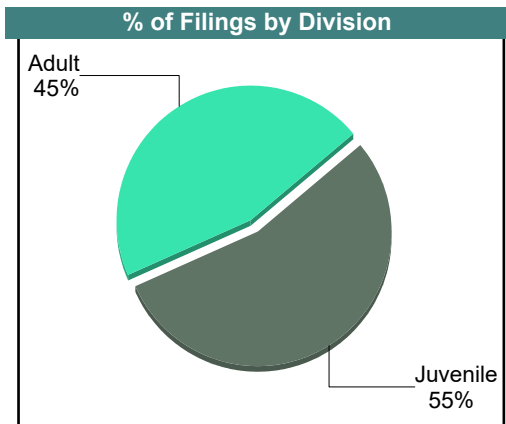
Greenville

District: 6

April 2018

		<u>Filings</u>	<u>Hearings</u>	<u>Transactions</u>	<u>Concluded</u>	<u>Cont</u>
<u>Adult</u>						
Bond Forfeiture	BF	1	1	1	1	-
Capias	CA	1	10	10	1	9
Felony	CF	0	11	11	6	5
Misdemeanor	CM	1	16	16	12	4
Family Abuse - Prot Order	FP	0	4	4	4	-
Show Cause	SC	5	28	28	8	20
Civil Support	VS	7	12	12	8	4
Adult Total		15	82	82	40	42
<u>Juvenile</u>						
Abuse or Neglect	AN	0	7	7	5	2
Non-Family Abuse Prot Order	AP	1	2	2	0	2
Custody Visitation	CV	4	32	32	24	8
Felony	DF	0	9	9	0	9
Misdemeanor	DM	4	18	18	5	13
Initial Foster Care	IF	3	3	3	3	-
Permanency	PH	1	1	1	1	-
Petition	PT	1	4	4	0	4
Status	ST	4	6	6	1	5
Juvenile Total		18	82	82	39	43
Greenville Totals		33	164	164	79	85

Calendared Filings				
	M	T	W	F
Week 1				
Week 2	■			
Week 3			■	
Week 4	■			
Week 5	■			



CASELOAD STATISTICS OF THE JUVENILE & DOMESTIC RELATIONS COURTS

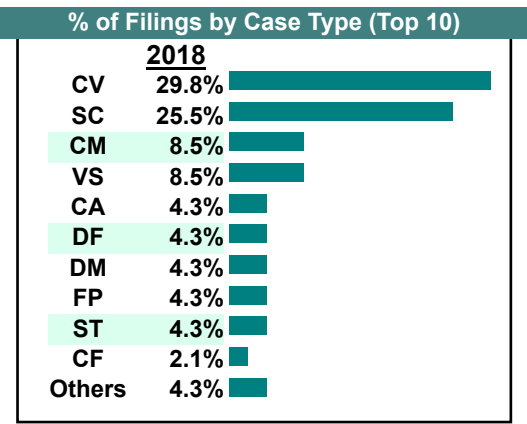
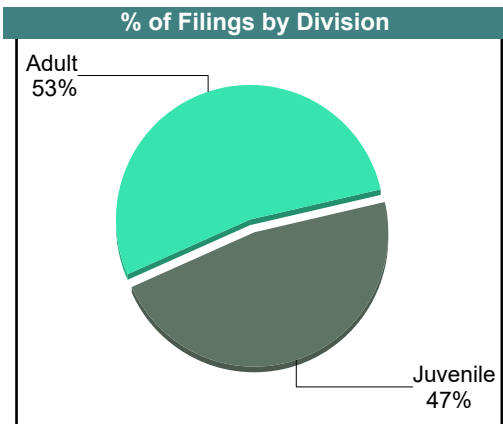
March 2018

Greenville

District: 6

		<u>Filings</u>	<u>Hearings</u>	<u>Transactions</u>	<u>Concluded</u>	<u>Cont</u>
<u>Adult</u>						
Capias	CA	2	9	9	3	6
Felony	CF	1	15	15	5	10
Misdemeanor	CM	4	22	22	6	16
Family Abuse - Prot Order	FP	2	6	6	2	4
Show Cause	SC	12	36	36	10	26
Civil Support	VS	4	13	13	6	7
Adult Total		25	101	101	32	69
<u>Juvenile</u>						
Abuse or Neglect	AN	0	5	5	0	5
Capias	CA	0	1	1	1	-
Custody Visitation	CV	14	46	46	5	41
Felony	DF	2	14	14	3	11
Misdemeanor	DM	2	16	16	2	14
Foster Care Review	FC	1	1	1	1	-
Permanency	PH	1	1	1	1	-
Petition	PT	0	1	1	0	1
Status	ST	2	2	2	0	2
Traffic	T	0	1	1	0	1
Juvenile Total		22	88	88	13	75
Greenville Totals		47	189	189	45	144

Calendared Filings					
	M	T	W	R	F
Week 1					
Week 2	■				■
Week 3	■				
Week 4	■		■		
Week 5	■				



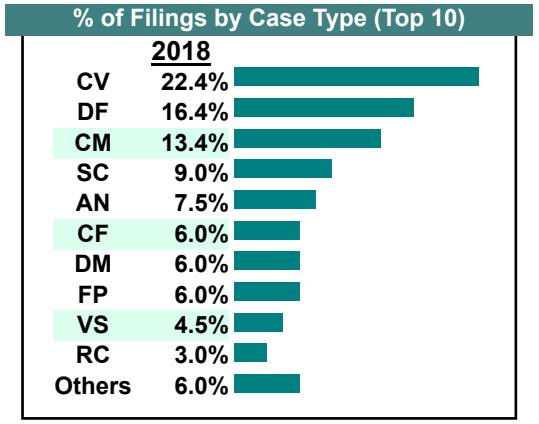
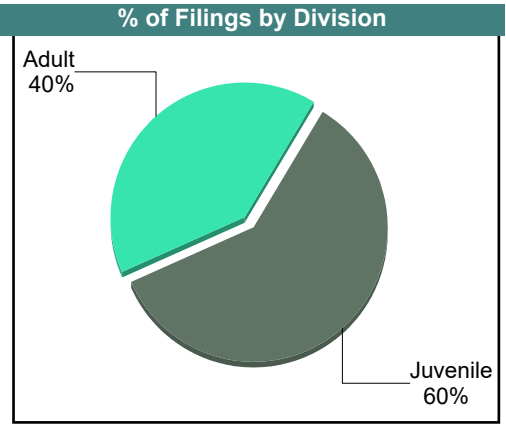

CASELOAD STATISTICS OF THE JUVENILE & DOMESTIC RELATIONS COURTS

February 2018

Greenville

District: 6

		<u>Filings</u>	<u>Hearings</u>	<u>Transactions</u>	<u>Concluded</u>	<u>Cont</u>
<u>Adult</u>						
Capias	CA	1	12	12	7	5
Felony	CF	4	6	6	1	5
Misdemeanor	CM	9	19	19	5	14
Family Abuse - Prot Order	FP	4	6	6	2	4
Show Cause	SC	6	20	20	5	15
Civil Support	VS	3	20	20	4	16
Adult Total		27	83	83	24	59
<u>Juvenile</u>						
Abuse or Neglect	AN	5	12	12	0	12
Custody Visitation	CV	15	37	37	17	20
Felony	DF	11	36	36	14	22
Misdemeanor	DM	4	16	16	6	10
Petition	PT	0	1	1	0	1
Remand Custody	RC	2	2	2	2	-
Remand Visitation	RV	2	2	2	2	-
Show Cause	SC	0	1	1	1	-
Status	ST	1	2	2	1	1
Juvenile Total		40	109	109	43	66
Greenville Totals		67	192	192	67	125



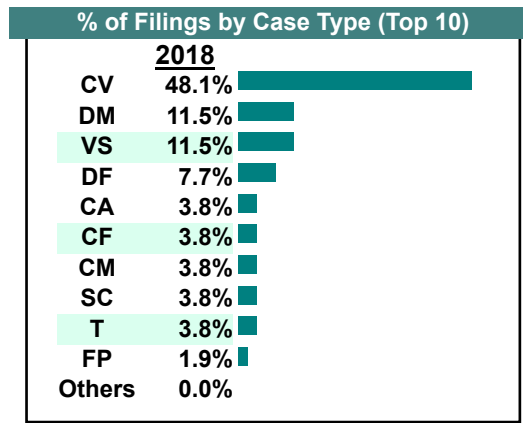
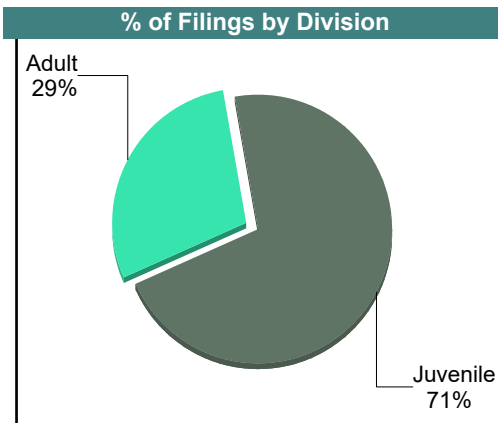
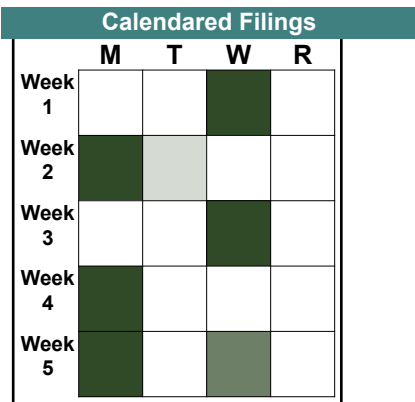
CASELOAD STATISTICS OF THE JUVENILE & DOMESTIC RELATIONS COURTS

January 2018

Greenville

District: 6

		<u>Filings</u>	<u>Hearings</u>	<u>Transactions</u>	<u>Concluded</u>	<u>Cont</u>
<u>Adult</u>						
Bond Forfeiture	BF	0	1	1	0	1
Capias	CA	2	8	8	0	8
Felony	CF	2	14	14	0	14
Misdemeanor	CM	2	17	17	1	16
Family Abuse - Prot Order	FP	1	3	3	0	3
Show Cause	SC	2	14	14	2	12
Civil Support	VS	6	10	10	1	9
Adult Total		15	67	67	4	63
<u>Juvenile</u>						
Capias	CA	0	1	1	0	1
Custody Visitation	CV	25	40	40	3	37
Felony	DF	4	11	11	2	9
Misdemeanor	DM	6	25	25	9	16
Petition	PT	0	1	1	1	-
Traffic	T	2	4	4	3	1
Juvenile Total		37	82	82	18	64
Greenville Totals		52	149	149	22	127



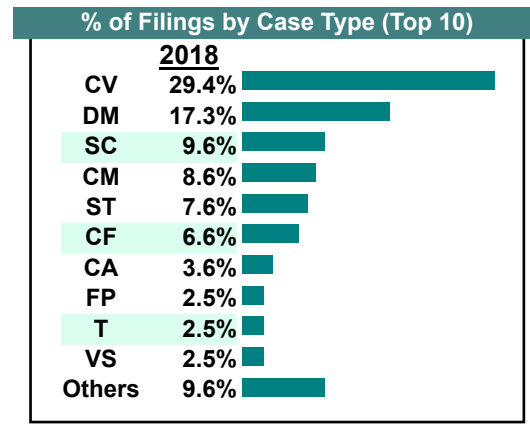
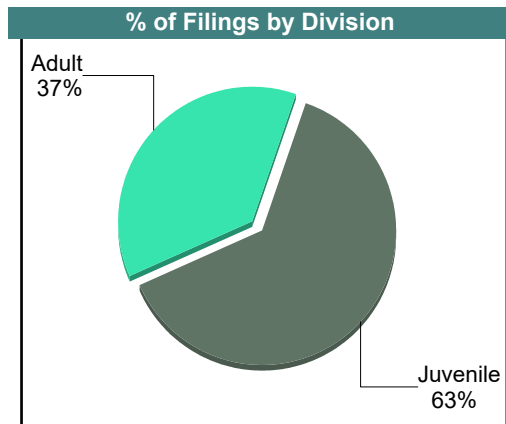
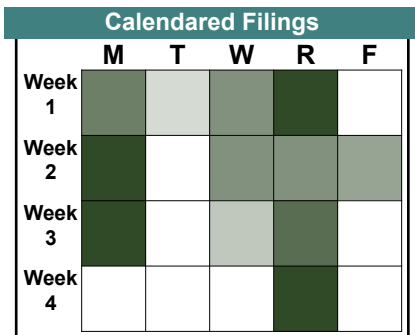
CASELOAD STATISTICS OF THE JUVENILE & DOMESTIC RELATIONS COURTS

December 2018

Hopewell

District: 6

		<u>Filings</u>	<u>Hearings</u>	<u>Transactions</u>	<u>Concluded</u>	<u>Cont</u>
Adult						
Non-Family Abuse Prot Order	AP	0	1	1	0	1
Bond Forfeiture	BF	0	5	5	1	4
Capias	CA	6	37	37	13	24
Felony	CF	13	40	40	11	29
Misdemeanor	CM	17	77	77	23	54
Family Abuse - Prot Order	FP	5	19	19	9	10
Motion - Prot Order	MP	4	6	6	2	4
Other	OT	4	4	4	0	4
Protective Order	PC	1	1	1	1	-
Show Cause	SC	18	68	68	18	50
Civil Support	VS	5	31	31	9	22
Adult Total		73	289	289	87	202
Juvenile						
Abuse or Neglect	AN	0	1	1	0	1
Non-Family Abuse Prot Order	AP	0	1	1	1	-
Capias	CA	1	3	3	1	2
Custody Relief	CR	1	2	2	0	2
Custody Visitation	CV	58	110	110	44	66
Felony	DF	2	22	22	9	13
Misdemeanor	DM	34	99	99	31	68
Foster Care Review	FC	0	3	3	3	-
Permanency	PH	3	3	3	3	-
Petition	PT	0	3	3	2	1
Remand Custody	RC	1	1	1	1	-
Remand Visitation	RV	1	1	1	1	-
Show Cause	SC	1	3	3	2	1
Status	ST	15	23	23	4	19
Traffic	T	5	7	7	5	2
Term Parental Rights	TP	1	1	1	0	1
Voluntary Continuing Services Agreement	VA	1	2	2	1	1
Juvenile Total		124	285	285	108	177
Hopewell Totals		197	574	574	195	379



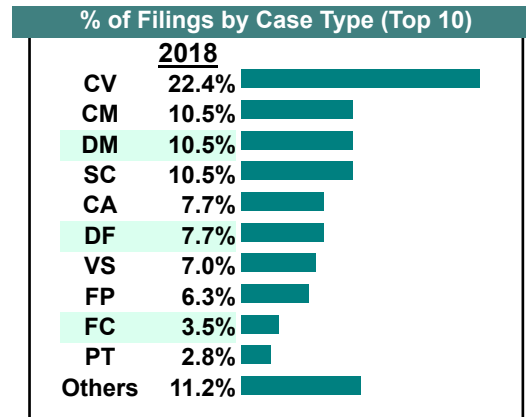
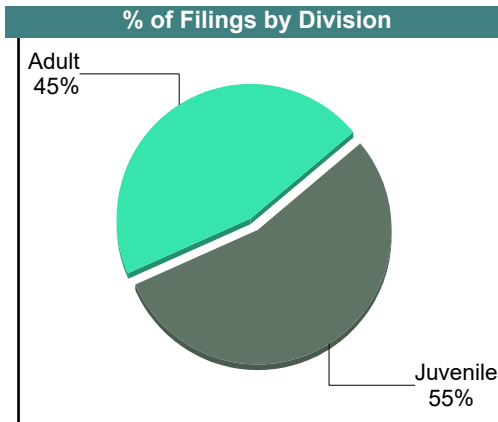

CASELOAD STATISTICS OF THE JUVENILE & DOMESTIC RELATIONS COURTS

November 2018

Hopewell

District: 6

		<u>Filings</u>	<u>Hearings</u>	<u>Transactions</u>	<u>Concluded</u>	<u>Cont</u>
Adult						
Non-Family Abuse Prot Order	AP	0	2	2	2	-
Bond Forfeiture	BF	3	3	3	0	3
Capias	CA	10	34	34	11	23
Felony	CF	1	19	19	7	12
Misdemeanor	CM	15	59	59	22	37
Family Abuse - Prot Order	FP	9	20	20	7	13
Motion - Prot Order	MP	2	2	2	1	1
Show Cause	SC	15	47	47	17	30
Civil Support	VS	10	31	31	21	10
Adult Total		65	217	217	88	129
Juvenile						
Non-Family Abuse Prot Order	AP	3	11	11	2	9
Capias	CA	1	2	2	1	1
Custody Visitation	CV	32	89	89	49	40
Felony	DF	11	22	22	3	19
Misdemeanor	DM	15	64	64	13	51
Foster Care Review	FC	5	5	5	5	-
Permanency	PH	3	3	3	3	-
Petition	PT	4	6	6	2	4
Show Cause	SC	0	2	2	2	-
Status	ST	1	7	7	3	4
Traffic	T	2	3	3	1	2
Voluntary Continuing Services Agreement	VA	1	1	1	0	1
Juvenile Total		78	215	215	84	131
Hopewell Totals		143	432	432	172	260



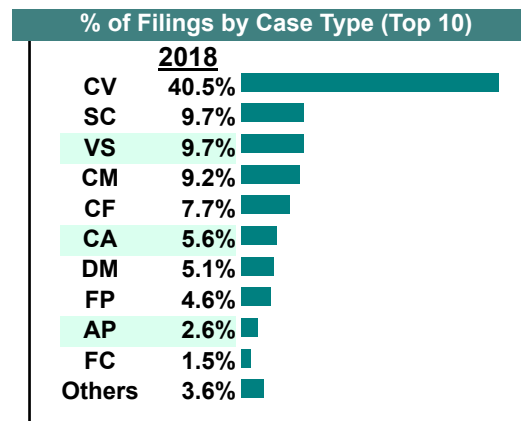
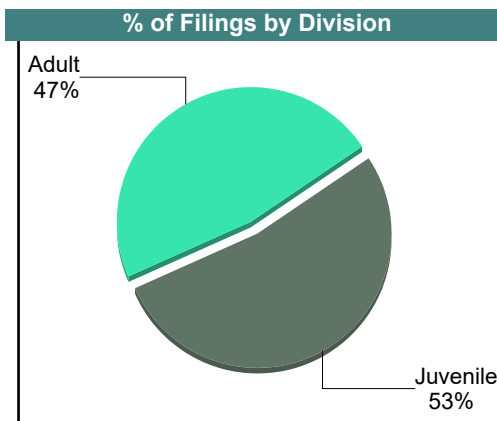

CASELOAD STATISTICS OF THE JUVENILE & DOMESTIC RELATIONS COURTS

October 2018

Hopewell

District: 6

		<u>Filings</u>	<u>Hearings</u>	<u>Transactions</u>	<u>Concluded</u>	<u>Cont</u>
Adult						
Non-Family Abuse Prot Order	AP	1	2	2	1	1
Bond Forfeiture	BF	0	1	1	0	1
Capias	CA	9	31	31	12	19
Felony	CF	15	35	35	6	29
Misdemeanor	CM	18	83	83	35	48
Family Abuse - Prot Order	FP	9	31	31	13	18
Motion - Prot Order	MP	2	2	2	2	-
Show Cause	SC	19	83	83	33	50
Civil Support	VS	19	44	44	12	32
Adult Total		92	312	312	114	198
Juvenile						
Abuse or Neglect	AN	0	2	2	0	2
Non-Family Abuse Prot Order	AP	4	4	4	0	4
Capias	CA	2	3	3	0	3
Custody Visitation	CV	79	162	162	59	103
Felony	DF	1	10	10	3	7
Misdemeanor	DM	10	43	43	15	28
Foster Care Review	FC	3	3	3	0	3
Petition	PT	1	4	4	3	1
Show Cause	SC	0	5	5	2	3
Status	ST	2	6	6	5	1
Traffic	T	1	3	3	0	3
Juvenile Total		103	245	245	87	158
Hopewell Totals		195	557	557	201	356



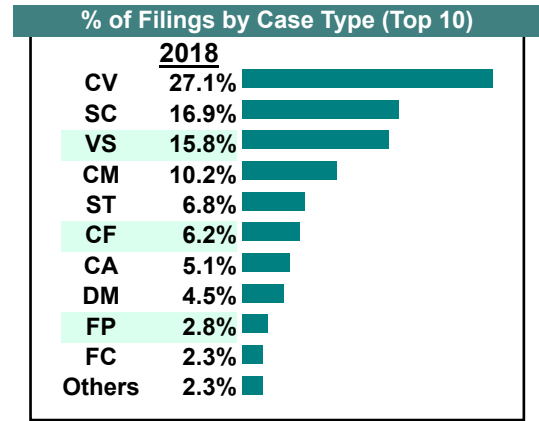
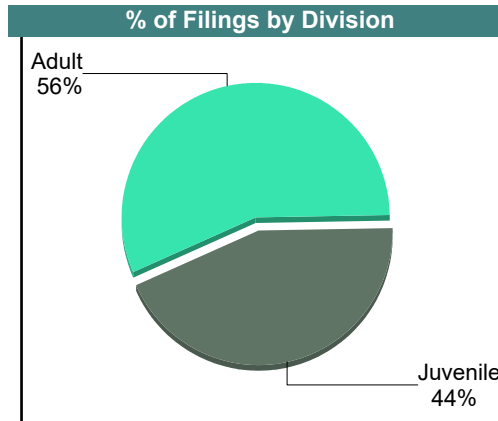
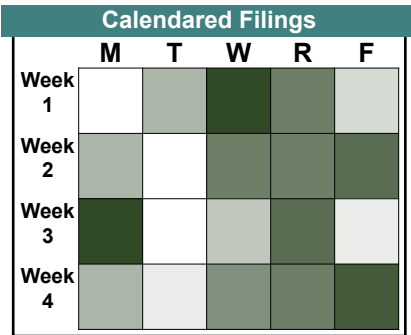
CASELOAD STATISTICS OF THE JUVENILE & DOMESTIC RELATIONS COURTS

September 2018

Hopewell

District: 6

		Filings	Hearings	Transactions	Concluded	Cont
Adult						
Capias	CA	9	53	53	29	24
Felony	CF	11	34	34	11	23
Misdemeanor	CM	18	92	92	34	58
Family Abuse - Prot Order	FP	5	23	23	6	17
Motion - Prot Order	MP	1	1	1	1	-
Show Cause	SC	28	90	90	34	56
Civil Support	VS	28	49	49	21	28
Adult Total		100	342	342	136	206
Juvenile						
Abuse or Neglect	AN	0	4	4	0	4
Custody Relief	CR	0	2	2	0	2
Custody Visitation	CV	48	124	124	64	60
Felony	DF	0	34	34	14	20
Misdemeanor	DM	8	79	79	22	57
Foster Care Review	FC	4	4	4	4	-
Permanency	PH	1	1	1	1	-
Petition	PT	2	4	4	1	3
Show Cause	SC	2	7	7	4	3
Status	ST	12	18	18	14	4
Traffic	T	0	5	5	3	2
Term Parental Rights	TP	0	1	1	1	-
Juvenile Total		77	283	283	128	155
Hopewell Totals		177	625	625	264	361



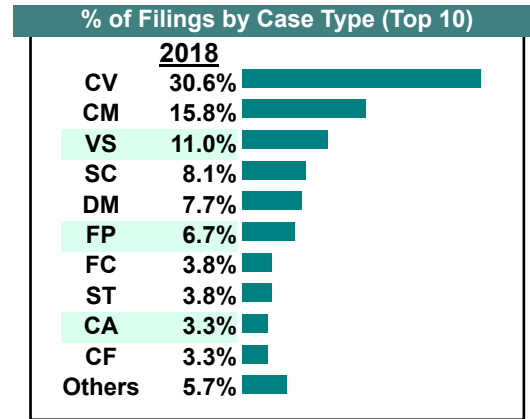
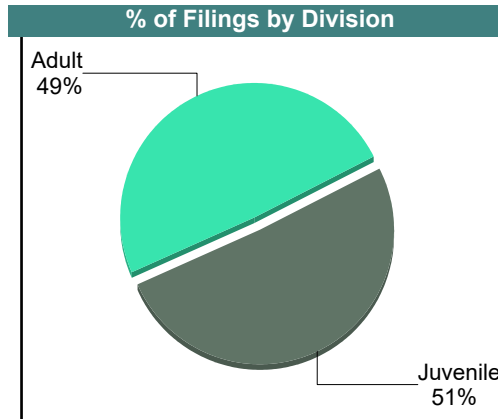
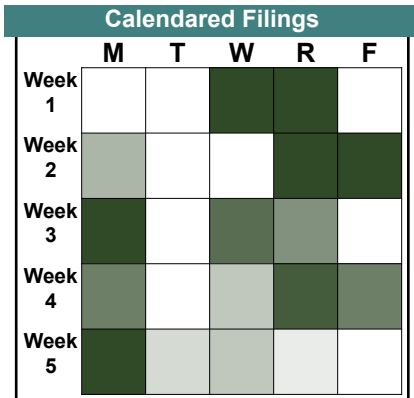
CASELOAD STATISTICS OF THE JUVENILE & DOMESTIC RELATIONS COURTS

August 2018

Hopewell

District: 6

		<u>Filings</u>	<u>Hearings</u>	<u>Transactions</u>	<u>Concluded</u>	<u>Cont</u>
Adult						
Non-Family Abuse Prot Order	AP	0	4	4	1	3
Bond Forfeiture	BF	0	1	1	0	1
Capias	CA	7	30	30	10	20
Felony	CF	7	28	28	12	16
Misdemeanor	CM	33	74	74	20	54
Family Abuse - Prot Order	FP	14	26	26	7	19
Motion - Prot Order	MP	2	2	2	2	-
Show Cause	SC	17	66	66	16	50
Civil Support	VS	23	40	40	21	19
Adult Total		103	271	271	89	182
Juvenile						
Abuse or Neglect	AN	1	3	3	0	3
Custody Relief	CR	1	1	1	0	1
Custody Visitation	CV	64	141	141	60	81
Felony	DF	5	24	24	3	21
Misdemeanor	DM	16	56	56	23	33
Foster Care Review	FC	8	8	8	8	-
Petition	PT	1	3	3	1	2
Show Cause	SC	0	1	1	0	1
Status	ST	8	12	12	4	8
Traffic	T	2	4	4	2	2
Term Parental Rights	TP	0	1	1	0	1
Juvenile Total		106	254	254	101	153
Hopewell Totals		209	525	525	190	335



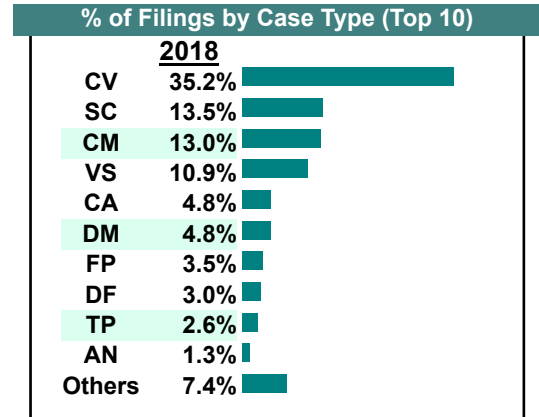
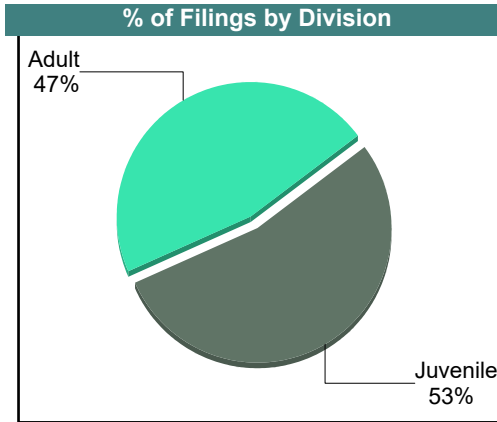
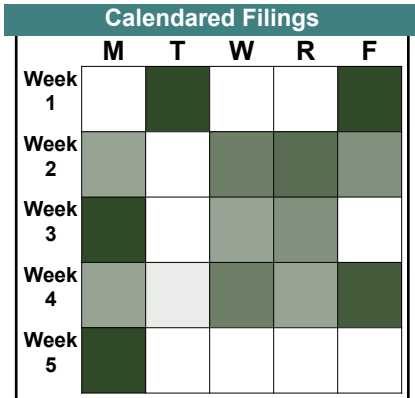
CASELOAD STATISTICS OF THE JUVENILE & DOMESTIC RELATIONS COURTS

July 2018

Hopewell

District: 6

		<u>Filings</u>	<u>Hearings</u>	<u>Transactions</u>	<u>Concluded</u>	<u>Cont</u>
Adult						
Non-Family Abuse Prot Order	AP	1	3	3	1	2
Bond Forfeiture	BF	0	2	2	1	1
Capias	CA	11	45	45	13	32
Felony	CF	3	23	23	10	13
Misdemeanor	CM	30	66	66	9	57
Family Abuse - Prot Order	FP	8	23	23	10	13
Show Cause	SC	27	79	79	35	44
SL/Other	SL	2	2	2	2	-
Civil Support	VS	25	59	59	29	30
Adult Total		107	302	302	110	192
Juvenile						
Abuse or Neglect	AN	3	6	6	2	4
Capias	CA	0	1	1	1	-
Custody Visitation	CV	81	127	127	51	76
Felony	DF	7	26	26	9	17
Misdemeanor	DM	11	89	89	33	56
Initial Foster Care	IF	2	2	2	2	-
Permanency	PH	1	1	1	1	-
Petition	PT	2	3	3	0	3
Show Cause	SC	4	6	6	1	5
Status	ST	3	4	4	1	3
Traffic	T	3	9	9	3	6
Term Parental Rights	TP	6	6	6	6	-
Juvenile Total		123	280	280	110	170
Hopewell Totals		230	582	582	220	362



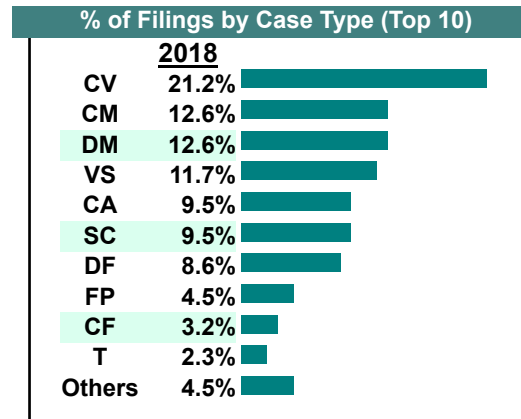
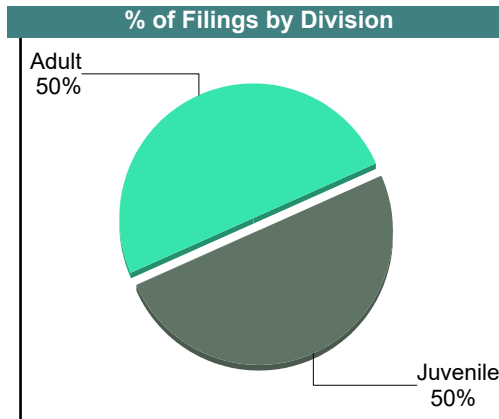
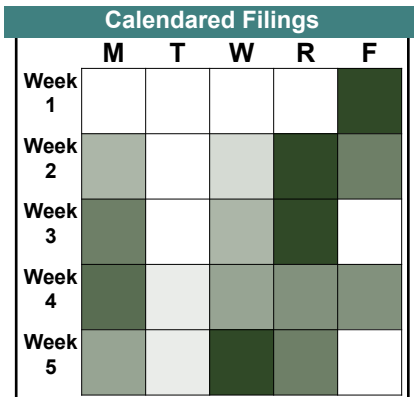
CASELOAD STATISTICS OF THE JUVENILE & DOMESTIC RELATIONS COURTS

June 2018

Hopewell

District: 6

		<u>Filings</u>	<u>Hearings</u>	<u>Transactions</u>	<u>Concluded</u>	<u>Cont</u>
Adult						
Non-Family Abuse Prot Order	AP	2	4	4	0	4
Bond Forfeiture	BF	0	3	3	0	3
Capias	CA	18	70	70	17	53
Felony	CF	7	36	36	12	24
Misdemeanor	CM	28	86	86	28	58
Family Abuse - Prot Order	FP	10	22	22	6	16
Show Cause	SC	19	105	105	33	72
SL/Other	SL	1	1	1	1	-
Civil Support	VS	26	62	62	33	29
Adult Total		111	389	389	130	259
Juvenile						
Abuse or Neglect	AN	0	3	3	3	-
Non-Family Abuse Prot Order	AP	0	4	4	3	1
Capias	CA	3	5	5	2	3
Custody Visitation	CV	47	115	115	56	59
Felony	DF	19	63	63	9	54
Misdemeanor	DM	28	190	190	70	120
Initial Foster Care	IF	3	3	3	3	-
Petition	PT	1	5	5	3	2
Show Cause	SC	2	5	5	1	4
Status	ST	3	6	6	4	2
Traffic	T	5	10	10	5	5
Term Parental Rights	TP	0	1	1	0	1
Juvenile Total		111	410	410	159	251
Hopewell Totals		222	799	799	289	510



CASELOAD STATISTICS OF THE JUVENILE & DOMESTIC RELATIONS COURTS

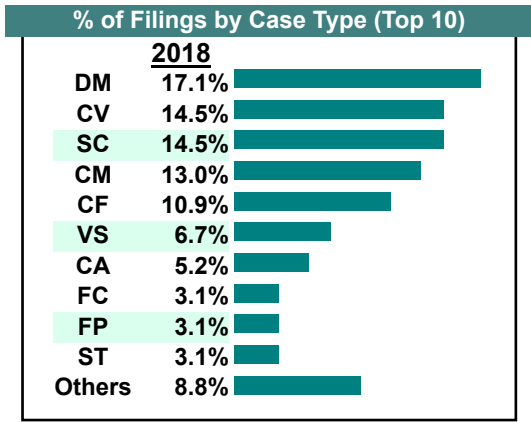
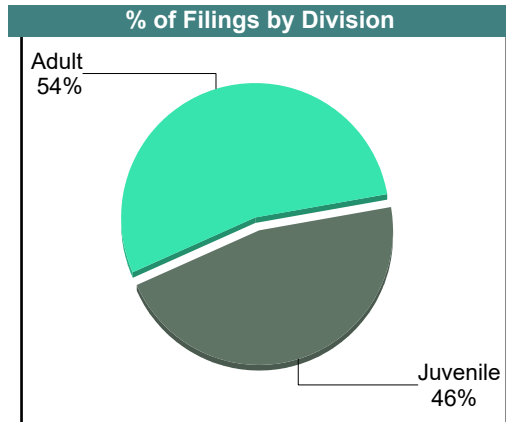
May 2018

Hopewell

District: 6

		<u>Filings</u>	<u>Hearings</u>	<u>Transactions</u>	<u>Concluded</u>	<u>Cont</u>
Adult						
Non-Family Abuse Prot Order	AP	1	3	3	1	2
Bond Forfeiture	BF	1	3	3	1	2
Capias	CA	10	40	40	16	24
Felony	CF	21	60	60	14	46
Misdemeanor	CM	25	75	75	19	56
Family Abuse - Prot Order	FP	6	21	21	10	11
Show Cause	SC	27	80	80	32	48
Civil Support	VS	13	28	28	11	17
Adult Total		104	310	310	104	206
Juvenile						
Abuse or Neglect	AN	2	10	10	3	7
Non-Family Abuse Prot Order	AP	3	7	7	2	5
Custody Relief	CR	1	1	1	1	-
Custody Visitation	CV	28	102	102	42	60
Felony	DF	2	27	27	16	11
Misdemeanor	DM	33	77	77	14	63
Emancipation	EP	1	1	1	1	-
Foster Care Review	FC	6	6	6	6	-
Initial Foster Care	IF	1	1	1	1	-
Permanency	PH	3	3	3	3	-
Petition	PT	1	9	9	7	2
Show Cause	SC	1	3	3	0	3
Status	ST	6	20	20	13	7
Traffic	T	1	5	5	3	2
Juvenile Total		89	272	272	112	160
Hopewell Totals		193	582	582	216	366

Calendared Filings					
	M	T	W	R	F
Week 1					
Week 2					
Week 3					
Week 4					
Week 5					



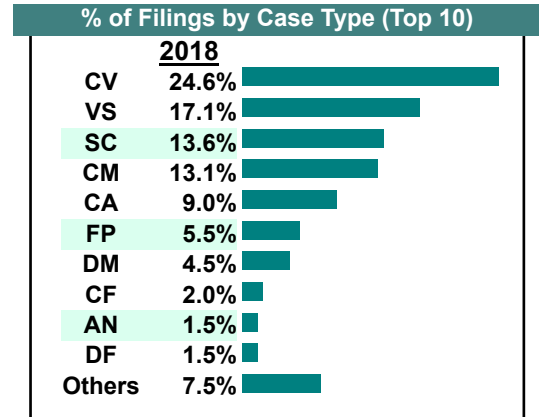
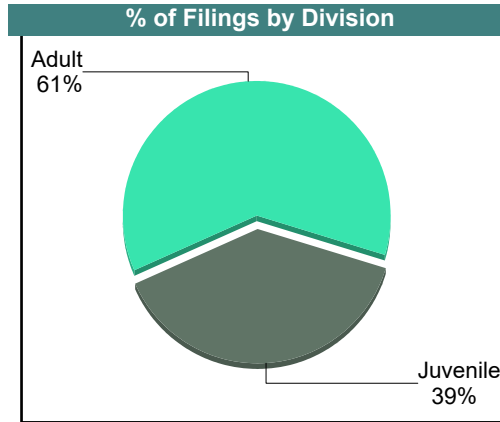
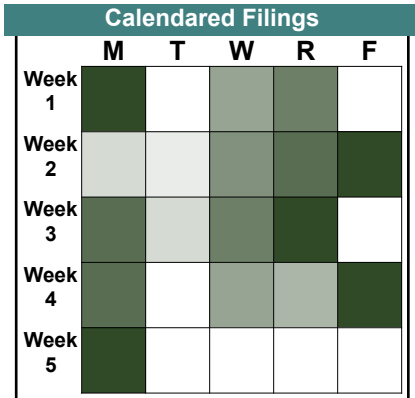
CASELOAD STATISTICS OF THE JUVENILE & DOMESTIC RELATIONS COURTS

April 2018

Hopewell

District: 6

		<u>Filings</u>	<u>Hearings</u>	<u>Transactions</u>	<u>Concluded</u>	<u>Cont</u>
Adult						
Non-Family Abuse Prot Order	AP	1	1	1	0	1
Bond Forfeiture	BF	1	1	1	0	1
Capias	CA	18	48	48	12	36
Felony	CF	4	31	31	3	28
Misdemeanor	CM	26	64	64	14	50
Family Abuse - Prot Order	FP	11	21	21	3	18
Show Cause	SC	27	80	80	28	52
Civil Support	VS	34	59	59	36	23
Adult Total		122	305	305	96	209
Juvenile						
Abuse or Neglect	AN	3	9	9	1	8
Non-Family Abuse Prot Order	AP	0	13	13	7	6
Custody Visitation	CV	49	170	170	83	87
Felony	DF	3	29	29	11	18
Misdemeanor	DM	9	37	37	16	21
Initial Foster Care	IF	1	1	1	1	-
Permanency	PH	3	3	3	3	-
Petition	PT	3	5	5	2	3
Remand Custody	RC	2	2	2	2	-
Remand Visitation	RV	2	2	2	2	-
Show Cause	SC	0	1	1	0	1
Status	ST	1	3	3	0	3
Traffic	T	1	2	2	1	1
Juvenile Total		77	277	277	129	148
Hopewell Totals		199	582	582	225	357



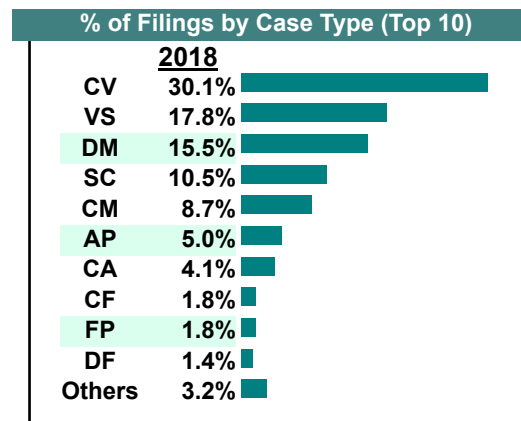
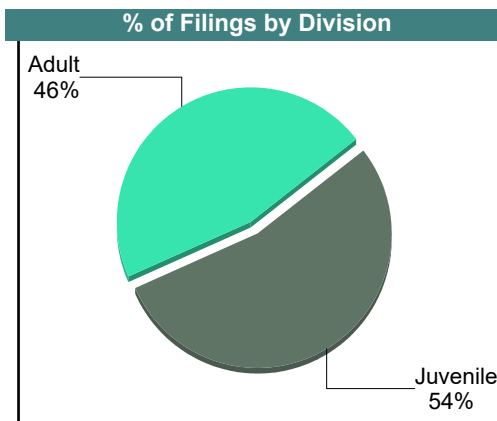

CASELOAD STATISTICS OF THE JUVENILE & DOMESTIC RELATIONS COURTS

March 2018

Hopewell

District: 6

		<u>Filings</u>	<u>Hearings</u>	<u>Transactions</u>	<u>Concluded</u>	<u>Cont</u>
Adult						
Non-Family Abuse Prot Order	AP	2	4	4	1	3
Capias	CA	9	35	35	8	27
Felony	CF	4	28	28	7	21
Misdemeanor	CM	19	55	55	18	37
Family Abuse - Prot Order	FP	4	19	19	10	9
Motion - Prot Order	MP	2	3	3	2	1
Show Cause	SC	22	106	106	37	69
Civil Support	VS	39	75	75	38	37
Adult Total		101	325	325	121	204
Juvenile						
Abuse or Neglect	AN	1	4	4	1	3
Non-Family Abuse Prot Order	AP	9	12	12	1	11
Capias	CA	0	1	1	1	-
Custody Visitation	CV	66	168	168	54	114
Felony	DF	3	15	15	6	9
Misdemeanor	DM	34	61	61	8	53
Foster Care Review	FC	2	2	2	2	-
Petition	PT	0	5	5	0	5
Show Cause	SC	1	1	1	0	1
Status	ST	1	6	6	1	5
Traffic	T	1	3	3	1	2
Term Parental Rights	TP	0	9	9	8	1
Juvenile Total		118	287	287	83	204
Hopewell Totals		219	612	612	204	408



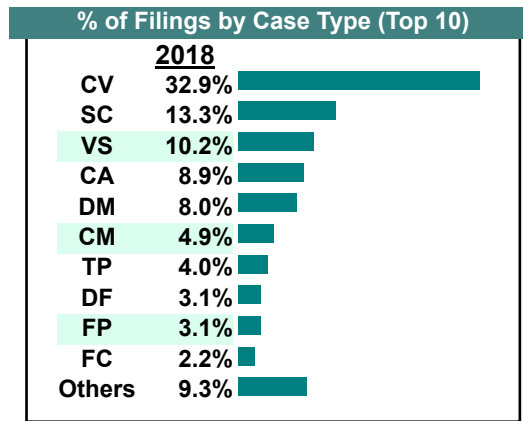
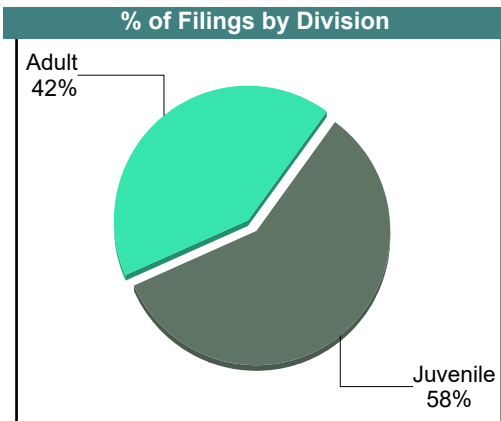

CASELOAD STATISTICS OF THE JUVENILE & DOMESTIC RELATIONS COURTS

February 2018

Hopewell

District: 6

		<u>Filings</u>	<u>Hearings</u>	<u>Transactions</u>	<u>Concluded</u>	<u>Cont</u>
Adult						
Non-Family Abuse Prot Order	AP	0	1	1	1	-
Capias	CA	20	55	55	18	37
Felony	CF	2	29	29	6	23
Misdemeanor	CM	11	49	49	14	35
Family Abuse - Prot Order	FP	7	20	20	8	12
Show Cause	SC	30	101	101	29	72
SL/Other	SL	1	1	1	1	-
Civil Support	VS	23	48	48	22	26
Adult Total		94	304	304	99	205
Juvenile						
Abuse or Neglect	AN	3	7	7	1	6
Non-Family Abuse Prot Order	AP	1	2	2	1	1
Custody Visitation	CV	74	177	177	80	97
Felony	DF	7	46	46	5	41
Misdemeanor	DM	18	136	136	12	124
Foster Care Review	FC	5	5	5	5	-
Permanency	PH	4	4	4	4	-
Petition	PT	4	8	8	3	5
Show Cause	SC	0	1	1	0	1
Status	ST	2	4	4	2	2
Traffic	T	4	9	10	4	6
Term Parental Rights	TP	9	9	9	0	9
Juvenile Total		131	408	409	117	292
Hopewell Totals		225	712	713	216	497



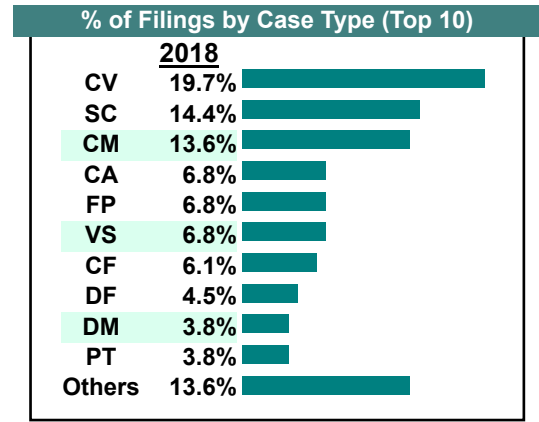
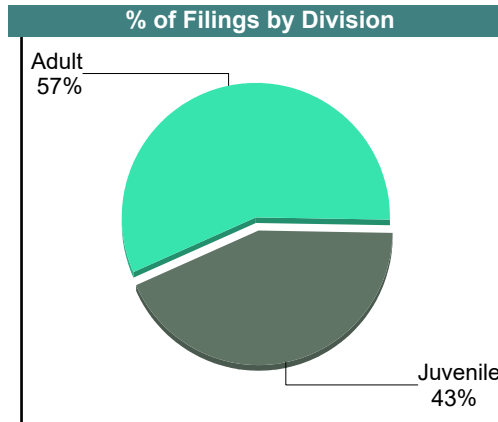

CASELOAD STATISTICS OF THE JUVENILE & DOMESTIC RELATIONS COURTS

January 2018

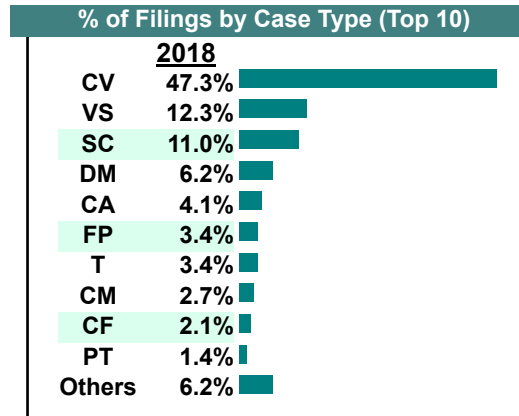
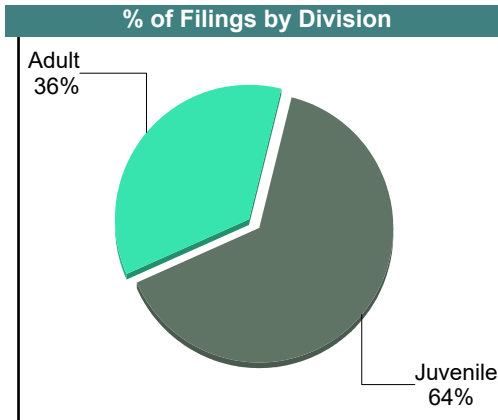
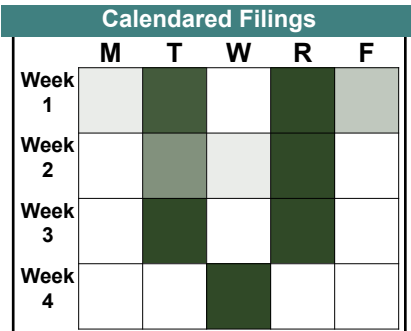
Hopewell

District: 6

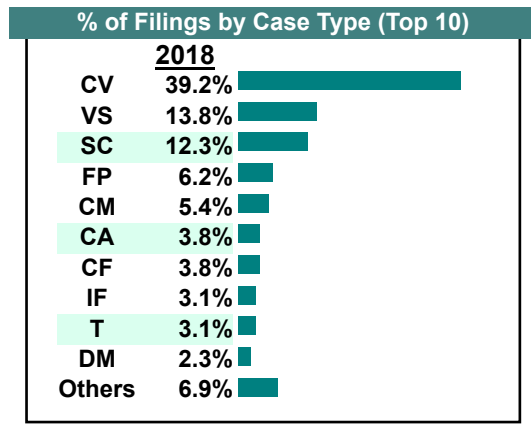
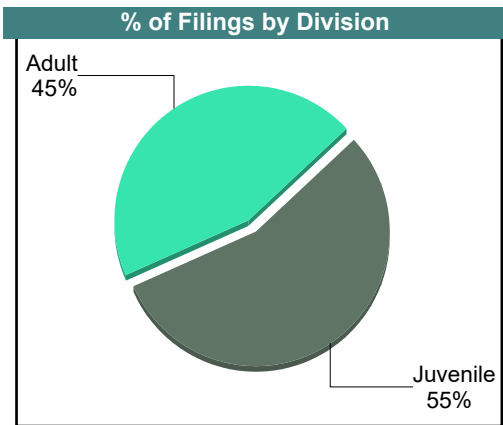

		<u>Filings</u>	<u>Hearings</u>	<u>Transactions</u>	<u>Concluded</u>	<u>Cont</u>
Adult						
Non-Family Abuse Prot Order	AP	1	3	3	1	2
Capias	CA	9	26	26	13	13
Felony	CF	8	23	23	2	21
Misdemeanor	CM	18	51	51	10	41
Family Abuse - Prot Order	FP	9	20	20	5	15
Violation of PO	PV	1	1	1	1	-
Show Cause	SC	19	71	71	28	43
SL/Other	SL	1	1	1	1	-
Civil Support	VS	9	35	35	16	19
Adult Total		75	231	231	77	154
Juvenile						
Abuse or Neglect	AN	0	9	9	8	1
Non-Family Abuse Prot Order	AP	2	3	3	1	2
Custody Visitation	CV	26	115	115	28	87
Felony	DF	6	58	58	5	53
Misdemeanor	DM	5	86	86	9	77
Family Abuse - Prot Order	FP	0	1	1	1	-
Initial Foster Care	IF	4	4	4	4	-
Petition	PT	5	5	5	0	5
Remand Custody	RC	3	3	3	3	-
Remand Visitation	RV	3	3	3	3	-
Show Cause	SC	0	1	1	0	1
Status	ST	0	9	9	1	8
Traffic	T	3	3	4	1	3
Juvenile Total		57	300	301	64	237
Hopewell Totals		132	531	532	141	391



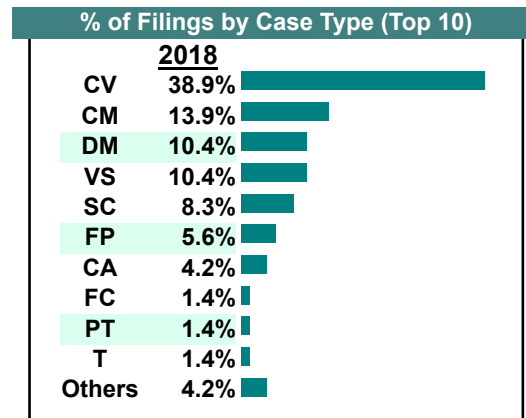
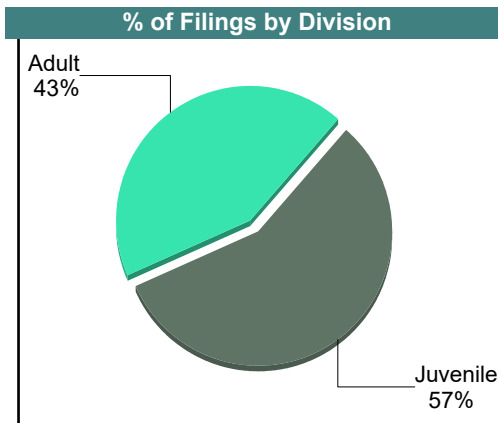
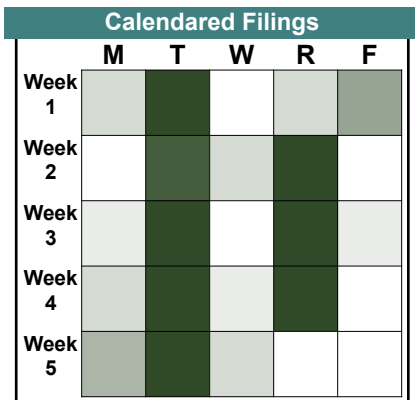
		Filings	Hearings	Transactions	Concluded	Cont
Adult						
Capias	CA	5	13	13	6	7
Felony	CF	3	13	13	5	8
Misdemeanor	CM	4	43	43	16	27
Family Abuse - Prot Order	FP	5	15	15	8	7
Remand Support	RS	2	2	2	2	-
Show Cause	SC	15	35	35	6	27
Civil Support	VS	18	29	29	16	13
Adult Total		52	150	150	59	89
Juvenile						
Abuse or Neglect	AN	1	3	3	1	2
Non-Family Abuse Prot Order	AP	0	1	1	1	-
Capias	CA	1	2	2	1	1
Child in Need of Services	CS	1	1	1	0	1
Custody Visitation	CV	69	116	116	53	58
Felony	DF	1	6	6	2	4
Misdemeanor	DM	9	37	37	15	22
Foster Care Review	FC	1	1	1	1	-
Initial Foster Care	IF	1	1	1	1	-
Petition	PT	2	3	3	0	3
Remand Custody	RC	1	1	1	1	-
Child at Risk	RI	0	1	1	1	-
Show Cause	SC	1	2	2	0	1
Status	ST	0	1	1	0	1
Traffic	T	5	10	10	5	5
Term Parental Rights	TP	1	1	1	0	1
Juvenile Total		94	187	187	82	99
Prince George Totals		146	337	337	141	188



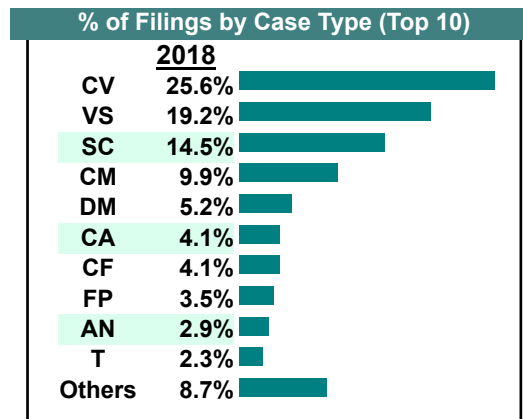
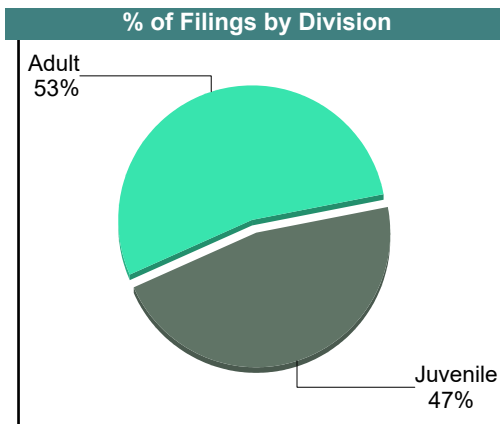
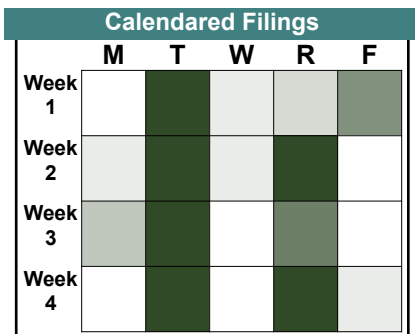
		Filings	Hearings	Transactions	Concluded	Cont
Adult						
Capias	CA	4	16	16	6	10
Felony	CF	5	10	10	3	7
Misdemeanor	CM	7	29	29	7	22
Family Abuse - Prot Order	FP	8	17	17	8	9
Show Cause	SC	16	43	43	11	31
Civil Support	VS	18	50	50	23	24
Adult Total		58	165	165	58	103
Juvenile						
Abuse or Neglect	AN	0	6	6	4	2
Non-Family Abuse Prot Order	AP	0	1	1	0	1
Capias	CA	1	1	1	0	1
Custody Visitation	CV	51	105	105	35	57
Felony	DF	0	5	5	1	4
Misdemeanor	DM	3	26	26	9	17
Initial Foster Care	IF	4	4	4	4	-
Motion - Prot Order	MP	3	3	3	3	-
Permanency	PH	3	3	3	3	-
Petition	PT	0	1	1	0	1
Child at Risk	RI	3	6	6	2	4
Show Cause	SC	0	1	1	0	1
Traffic	T	4	9	9	6	3
Juvenile Total		72	171	171	67	91
Prince George Totals		130	336	336	125	194



		Filings	Hearings	Transactions	Concluded	Cont
Adult						
Capias	CA	6	31	31	10	21
Felony	CF	1	13	13	4	9
Misdemeanor	CM	20	42	42	7	35
Family Abuse - Prot Order	FP	8	17	17	4	12
Remand Support	RS	1	1	1	0	1
Show Cause	SC	11	55	55	20	35
Civil Support	VS	15	38	38	21	15
Adult Total		62	197	197	66	128
Juvenile						
Abuse or Neglect	AN	1	10	10	2	8
Capias	CA	0	3	3	2	1
Custody Visitation	CV	56	110	110	47	61
Felony	DF	1	9	9	5	4
Misdemeanor	DM	15	25	25	6	19
Foster Care Review	FC	2	2	2	2	-
Petition	PT	2	3	3	0	3
Remand Custody	RC	1	1	1	0	1
Show Cause	SC	1	1	1	0	1
Status	ST	1	1	1	0	1
Traffic	T	2	4	5	1	4
Term Parental Rights	TP	0	2	2	2	-
Juvenile Total		82	171	172	67	103
Prince George Totals		144	368	369	133	231



		Filings	Hearings	Transactions	Concluded	Cont
Adult						
Capias	CA	5	15	15	4	10
Felony	CF	7	19	19	8	11
Misdemeanor	CM	17	60	60	25	34
Family Abuse - Prot Order	FP	6	15	15	6	9
Motion - Prot Order	MP	1	2	2	1	1
Show Cause	SC	23	44	44	15	29
Civil Support	VS	33	62	62	29	32
Adult Total		92	217	217	88	126
Juvenile						
Abuse or Neglect	AN	5	13	13	2	11
Non-Family Abuse Prot Order	AP	1	2	2	0	2
Capias	CA	2	3	3	0	3
Custody Visitation	CV	44	133	133	75	53
Felony	DF	3	10	10	3	7
Misdemeanor	DM	9	39	39	15	24
Foster Care Review	FC	3	3	3	3	-
Initial Foster Care	IF	2	2	2	2	-
Petition	PT	2	2	2	0	2
Show Cause	SC	2	2	2	2	-
Status	ST	0	1	1	1	-
Traffic	T	4	6	6	2	4
Term Parental Rights	TP	2	2	2	0	2
Voluntary Continuing Services Agreement	VA	1	1	1	1	-
Juvenile Total		80	219	219	106	108
Prince George Totals		172	436	436	194	234



CASELOAD STATISTICS OF THE JUVENILE & DOMESTIC RELATIONS COURTS

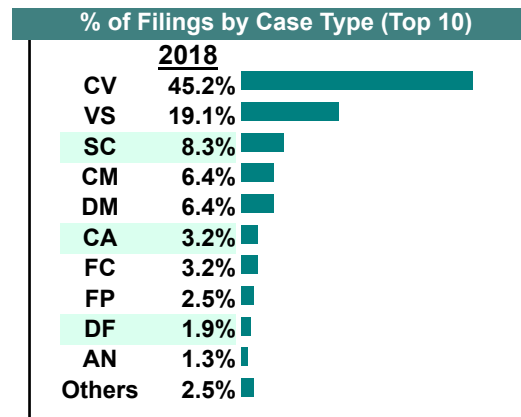
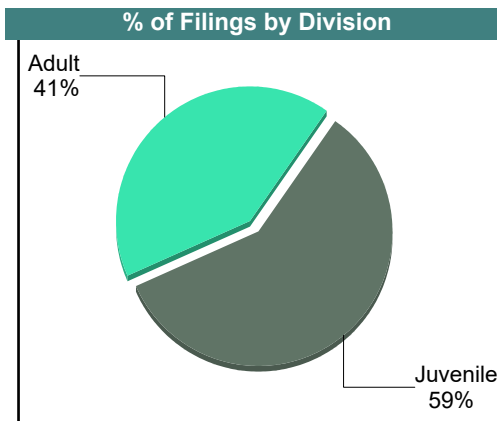
Prince George

District: 6

August 2018

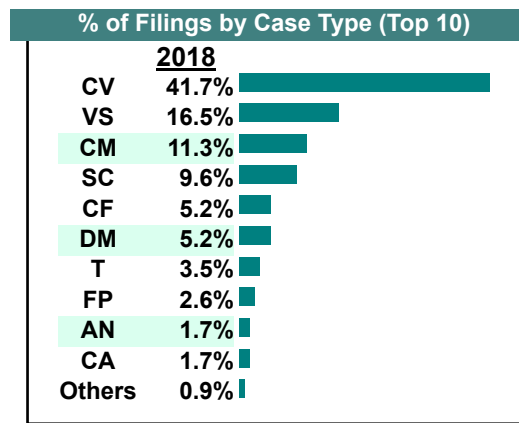
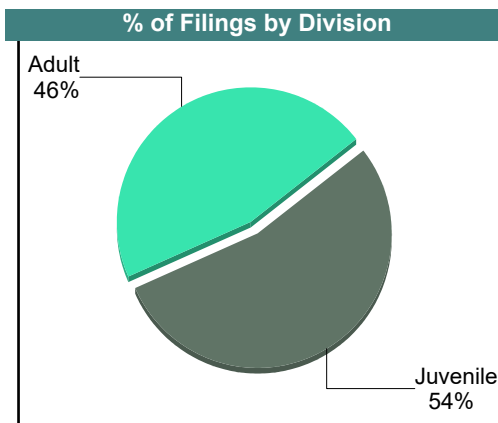
		Filings	Hearings	Transactions	Concluded	Cont
Adult						
Capias	CA	5	21	21	9	11
Felony	CF	2	11	11	4	7
Misdemeanor	CM	10	35	35	6	29
Family Abuse - Prot Order	FP	4	10	10	4	6
Show Cause	SC	13	42	42	11	29
SL/Other	SL	1	1	1	1	-
Civil Support	VS	30	62	62	30	32
Adult Total		65	182	182	65	114
Juvenile						
Abuse or Neglect	AN	2	8	8	2	6
Custody Visitation	CV	71	159	159	100	58
Felony	DF	3	12	12	4	8
Misdemeanor	DM	10	34	34	6	28
Foster Care Review	FC	5	5	5	5	-
Show Cause	SC	0	1	1	1	-
Traffic	T	1	2	2	1	1
Term Parental Rights	TP	0	1	1	1	-
Juvenile Total		92	222	222	120	101
Prince George Totals		157	404	404	185	215

Calendared Filings					
	M	T	W	R	F
Week 1					
Week 2					
Week 3					
Week 4					
Week 5					



		Filings	Hearings	Transactions	Concluded	Cont
Adult						
Capias	CA	2	17	17	8	9
Felony	CF	6	17	17	5	12
Misdemeanor	CM	13	41	41	15	25
Family Abuse - Prot Order	FP	3	7	7	4	3
Show Cause	SC	10	42	42	18	24
Civil Support	VS	19	38	38	13	24
Adult Total		53	162	162	63	97
Juvenile						
Abuse or Neglect	AN	2	6	6	0	6
Custody Visitation	CV	48	113	113	35	76
Felony	DF	1	10	10	0	10
Misdemeanor	DM	6	29	29	5	24
Child at Risk	RI	0	9	9	3	6
Show Cause	SC	1	1	1	0	1
Traffic	T	4	12	12	6	6
Term Parental Rights	TP	0	1	1	0	1
Juvenile Total		62	181	181	49	130
Prince George Totals		115	343	343	112	227

Calendared Filings					
	M	T	W	R	F
Week 1					
Week 2					
Week 3					
Week 4					
Week 5					



CASELOAD STATISTICS OF THE JUVENILE & DOMESTIC RELATIONS COURTS

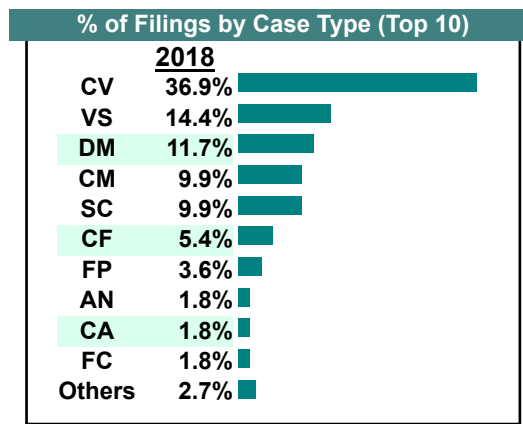
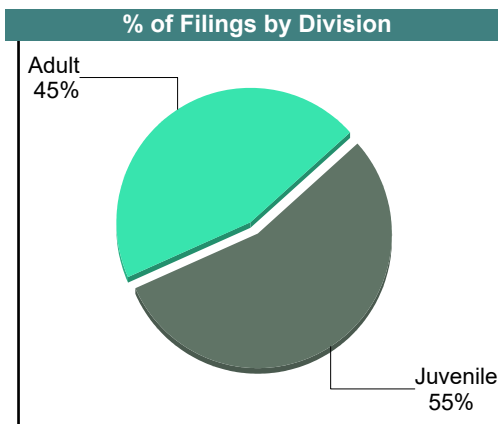
Prince George

District: 6

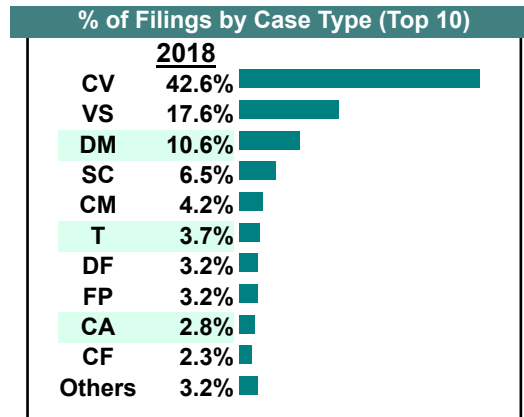
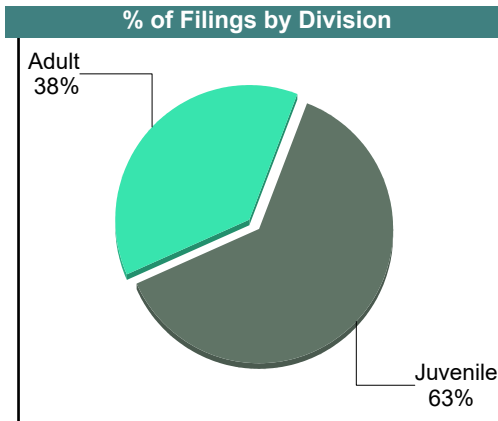
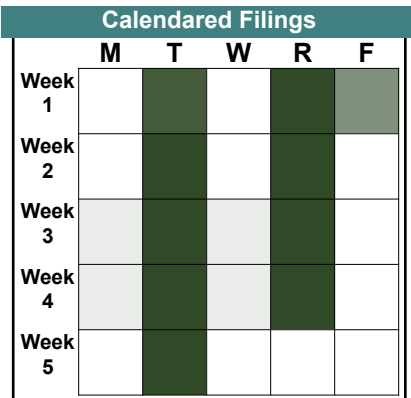
June 2018

		<u>Filings</u>	<u>Hearings</u>	<u>Transactions</u>	<u>Concluded</u>	<u>Cont</u>
Adult						
Capias	CA	2	33	33	11	22
Felony	CF	6	15	15	4	11
Misdemeanor	CM	11	39	39	12	27
Family Abuse - Prot Order	FP	4	11	11	3	8
Show Cause	SC	11	43	43	18	25
Civil Support	VS	16	44	44	22	22
Adult Total		50	185	185	70	115
Juvenile						
Abuse or Neglect	AN	2	5	5	1	4
Custody Visitation	CV	41	106	106	49	57
Felony	DF	0	11	11	0	11
Misdemeanor	DM	13	44	44	18	26
Foster Care Review	FC	2	2	2	2	-
Initial Foster Care	IF	1	1	1	1	-
Child at Risk	RI	0	3	3	0	3
Show Cause	SC	0	1	1	1	-
Traffic	T	1	11	11	6	5
Term Parental Rights	TP	1	1	1	0	1
Juvenile Total		61	185	185	78	107
Prince George Totals		111	370	370	148	222

Calendared Filings					
	M	T	W	R	F
Week 1					
Week 2					
Week 3					
Week 4					
Week 5					



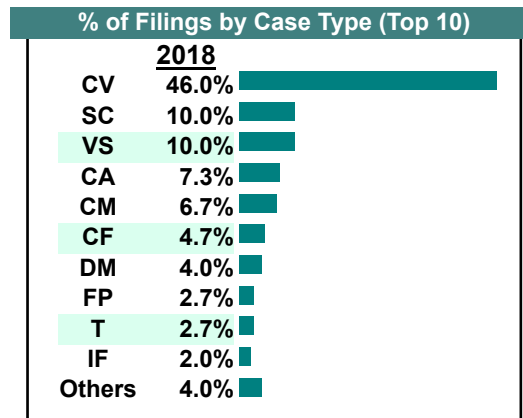
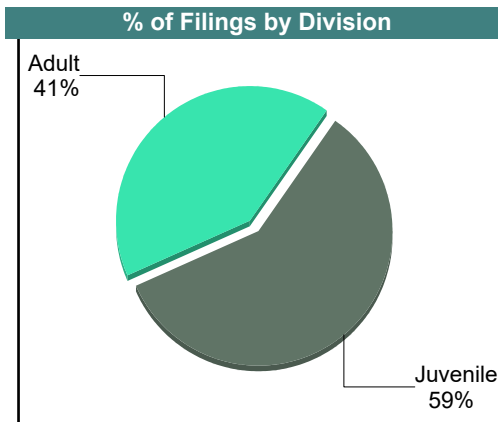
		Filings	Hearings	Transactions	Concluded	Cont
Adult						
Capias	CA	6	29	29	5	24
Felony	CF	5	21	21	8	13
Misdemeanor	CM	9	49	49	23	26
Family Abuse - Prot Order	FP	7	15	15	7	8
Remand Support	RS	2	2	2	2	-
Show Cause	SC	14	52	52	20	32
Civil Support	VS	38	65	65	31	34
Adult Total		81	233	233	96	137
Juvenile						
Abuse or Neglect	AN	2	6	6	4	2
Custody Visitation	CV	92	160	160	63	95
Felony	DF	7	18	18	6	12
Misdemeanor	DM	23	57	57	19	38
Child at Risk	RI	3	6	6	0	6
Show Cause	SC	0	2	2	2	-
Status	ST	0	3	3	3	-
Traffic	T	8	13	13	5	8
Juvenile Total		135	265	265	102	161
Prince George Totals		216	498	498	198	298



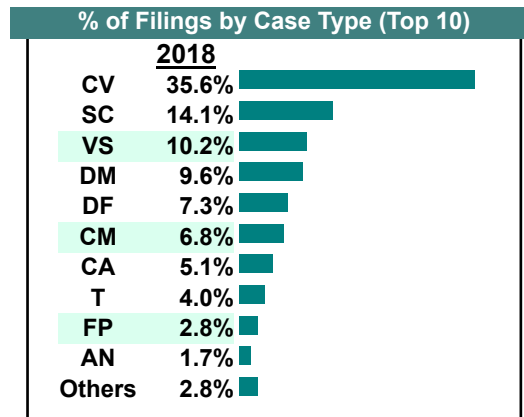
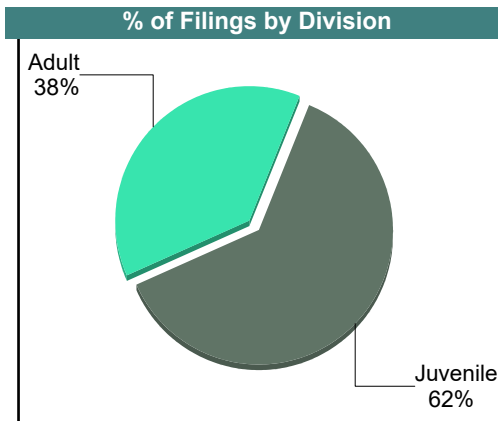
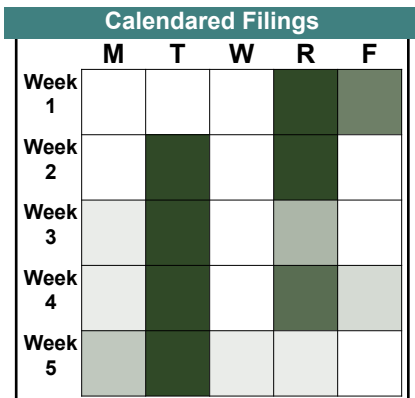
April 2018

		<u>Filings</u>	<u>Hearings</u>	<u>Transactions</u>	<u>Concluded</u>	<u>Cont</u>
Adult						
Capias	CA	11	21	21	8	13
Felony	CF	7	12	12	2	10
Misdemeanor	CM	10	29	29	3	26
Family Abuse - Prot Order	FP	4	12	12	4	8
Show Cause	SC	15	28	28	13	15
Civil Support	VS	15	37	37	8	29
Adult Total		62	139	139	38	101
Juvenile						
Abuse or Neglect	AN	1	10	10	6	4
Capias	CA	0	1	1	1	-
Custody Visitation	CV	69	162	162	65	97
Felony	DF	0	23	23	6	17
Misdemeanor	DM	6	31	31	17	14
Foster Care Review	FC	2	2	2	2	-
Initial Foster Care	IF	3	3	3	3	-
Show Cause	SC	0	3	3	2	1
Status	ST	3	5	5	2	3
Traffic	T	4	5	5	1	4
Juvenile Total		88	245	245	105	140
Prince George Totals		150	384	384	143	241

Calendared Filings					
	M	T	W	R	F
Week 1					
Week 2					
Week 3					
Week 4					
Week 5					

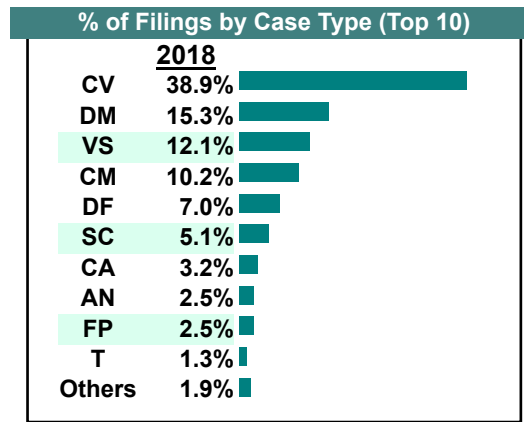
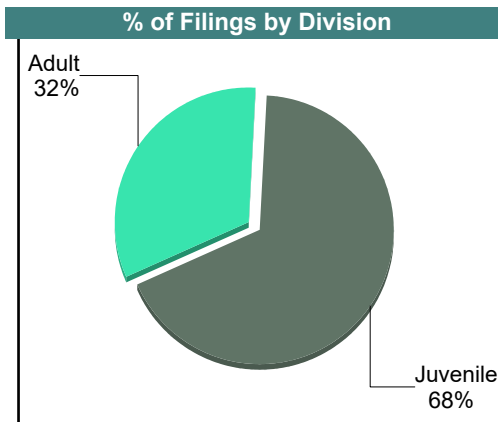


		<u>Filings</u>	<u>Hearings</u>	<u>Transactions</u>	<u>Concluded</u>	<u>Cont</u>
Adult						
Capias	CA	9	30	30	11	19
Felony	CF	1	16	16	9	7
Misdemeanor	CM	12	52	52	16	36
Family Abuse - Prot Order	FP	5	13	13	4	9
Show Cause	SC	22	68	68	26	42
Civil Support	VS	18	38	38	18	20
Adult Total		67	217	217	84	133
Juvenile						
Abuse or Neglect	AN	3	11	11	0	11
Capias	CA	0	1	1	0	1
Child in Need of Services	CS	0	1	1	1	-
Custody Visitation	CV	63	119	119	49	70
Felony	DF	13	24	24	7	17
Misdemeanor	DM	17	45	45	20	25
Foster Care Review	FC	1	2	2	2	-
Motion - Prot Order	MP	2	2	2	2	-
Permanency	PH	1	1	1	1	-
Show Cause	SC	3	3	3	0	3
Status	ST	0	1	1	0	1
Traffic	T	7	10	10	5	5
Juvenile Total		110	220	220	87	133
Prince George Totals		177	437	437	171	266



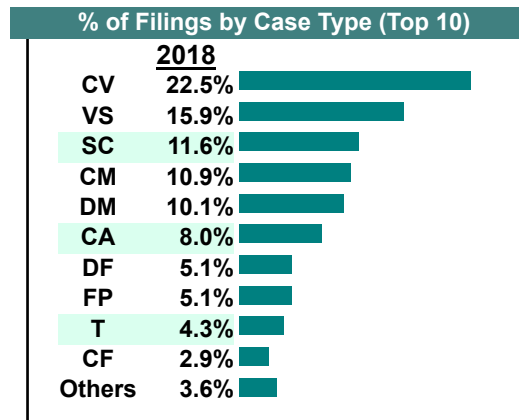
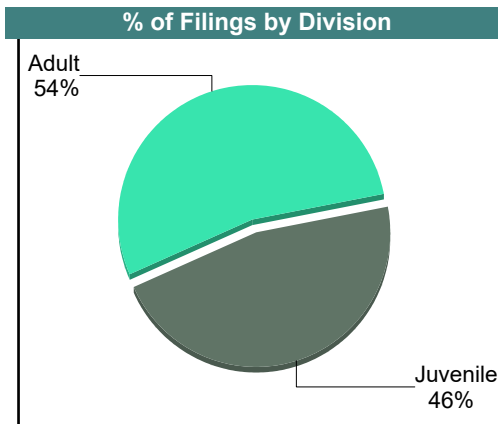
		<u>Filings</u>	<u>Hearings</u>	<u>Transactions</u>	<u>Concluded</u>	<u>Cont</u>
<u>Adult</u>						
Capias	CA	5	24	24	7	17
Felony	CF	1	17	17	2	15
Misdemeanor	CM	16	54	54	14	40
Family Abuse - Prot Order	FP	4	12	12	5	7
Show Cause	SC	6	31	31	13	18
Civil Support	VS	19	35	35	17	18
Adult Total		51	173	173	58	115
<u>Juvenile</u>						
Abuse or Neglect	AN	4	9	9	0	9
Capias	CA	0	3	3	2	1
Child in Need of Services	CS	0	1	1	0	1
Custody Visitation	CV	61	104	104	55	49
Felony	DF	11	26	26	3	23
Misdemeanor	DM	24	71	71	21	50
Foster Care Review	FC	1	1	1	0	1
Show Cause	SC	2	4	4	2	2
Status	ST	1	5	5	2	3
Traffic	T	2	16	17	11	6
Juvenile Total		106	240	241	96	145
Prince George Totals		157	413	414	154	260

Calendared Filings					
	M	T	W	R	F
Week 1					
Week 2					
Week 3					
Week 4					
Week 5					



		<u>Filings</u>	<u>Hearings</u>	<u>Transactions</u>	<u>Concluded</u>	<u>Cont</u>
Adult						
Capias	CA	10	23	23	2	21
Felony	CF	4	23	23	1	22
Misdemeanor	CM	15	37	37	9	28
Family Abuse - Prot Order	FP	7	9	9	2	7
Show Cause	SC	16	51	51	14	37
Civil Support	VS	22	42	42	22	20
Adult Total		74	185	185	50	135
Juvenile						
Abuse or Neglect	AN	2	5	5	1	4
Capias	CA	1	4	4	0	4
Child in Need of Services	CS	1	1	1	0	1
Custody Visitation	CV	31	100	100	40	60
Felony	DF	7	15	15	2	13
Misdemeanor	DM	14	43	43	14	29
Foster Care Review	FC	1	1	1	1	-
Show Cause	SC	0	1	1	1	-
Status	ST	1	3	3	0	3
Traffic	T	6	8	8	2	6
Juvenile Total		64	181	181	61	120
Prince George Totals		138	366	366	111	255

Calendared Filings					
	M	T	W	R	F
Week 1					
Week 2					
Week 3					
Week 4					
Week 5					



CASELOAD STATISTICS OF THE JUVENILE & DOMESTIC RELATIONS COURTS

December 2018

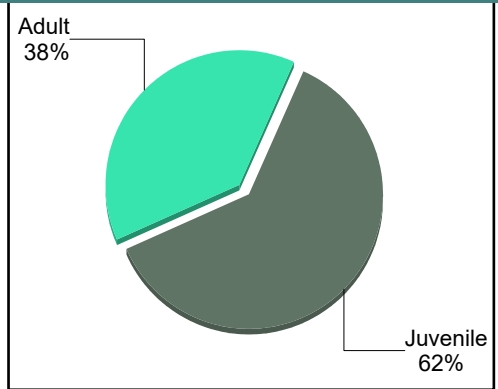
Surry
District: 6

		<u>Filings</u>	<u>Hearings</u>	<u>Transactions</u>	<u>Concluded</u>	<u>Cont</u>
<u>Adult</u>						
Capias	CA	0	1	1	0	1
Felony	CF	0	1	1	0	1
Misdemeanor	CM	4	13	13	7	5
Show Cause	SC	4	11	11	3	6
Civil Support	VS	5	7	7	2	4
Adult Total		13	33	33	12	17
<u>Juvenile</u>						
Custody Visitation	CV	16	26	26	6	19
Misdemeanor	DM	2	2	2	0	2
Entrustment	ET	0	2	2	0	2
Foster Care Review	FC	0	2	2	0	2
Initial Foster Care	IF	1	2	2	0	2
Traffic	T	2	3	3	0	3
Juvenile Total		21	37	37	6	30
Surry Totals		34	70	70	18	47

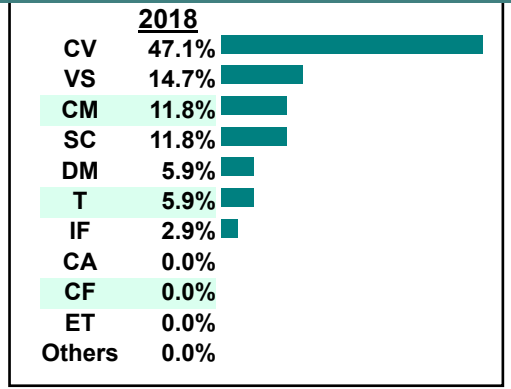
Calendared Filings

	R	F
Week 1		
Week 2		

% of Filings by Division



% of Filings by Case Type (Top 10)

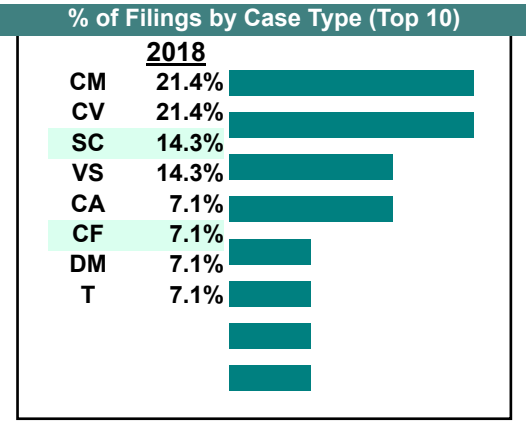
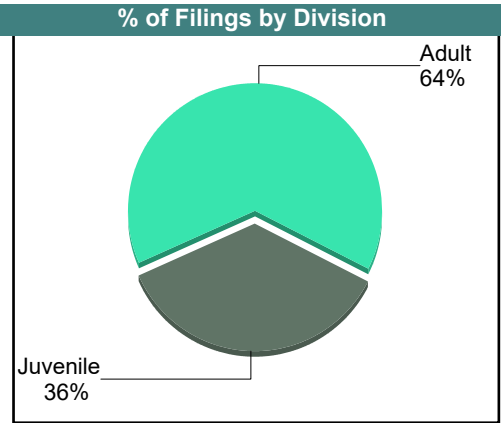
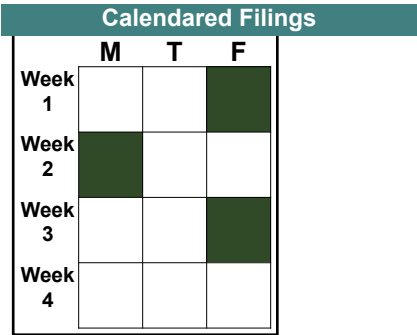


CASELOAD STATISTICS OF THE JUVENILE & DOMESTIC RELATIONS COURTS

November 2018

Surry
District: 6

		<u>Filings</u>	<u>Hearings</u>	<u>Transactions</u>	<u>Concluded</u>	<u>Cont</u>
<u>Adult</u>						
Capias	CA	1	5	5	5	-
Felony	CF	1	4	4	2	2
Misdemeanor	CM	3	23	23	7	16
Show Cause	SC	2	7	7	4	3
Civil Support	VS	2	11	11	5	6
Adult Total		9	50	50	23	27
<u>Juvenile</u>						
Custody Visitation	CV	3	21	21	14	7
Misdemeanor	DM	1	2	2	1	1
Traffic	T	1	1	1	0	1
Juvenile Total		5	24	24	15	9
Surry Totals		14	74	74	38	36



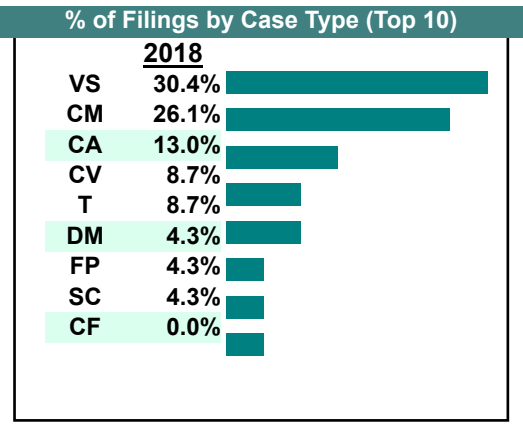
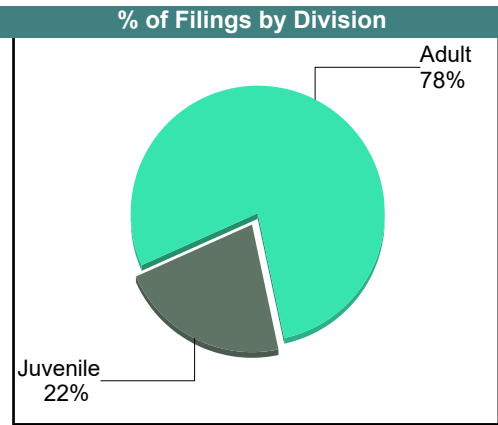
CASELOAD STATISTICS OF THE JUVENILE & DOMESTIC RELATIONS COURTS

October 2018

Surry
District: 6

		<u>Filings</u>	<u>Hearings</u>	<u>Transactions</u>	<u>Concluded</u>	<u>Cont</u>
<u>Adult</u>						
Capias	CA	3	3	3	2	1
Felony	CF	0	2	2	2	-
Misdemeanor	CM	6	10	10	2	7
Family Abuse - Prot Order	FP	1	2	2	1	1
Show Cause	SC	1	6	6	2	4
Civil Support	VS	7	12	12	3	9
Adult Total		18	35	35	12	22
<u>Juvenile</u>						
Custody Visitation	CV	2	13	13	3	10
Misdemeanor	DM	1	1	1	0	1
Traffic	T	2	2	2	1	1
Juvenile Total		5	16	16	4	12
Surry Totals		23	51	51	16	34

Calendared Filings				
	M	T	R	F
Week 1				
Week 2				
Week 3				



CASELOAD STATISTICS OF THE JUVENILE & DOMESTIC RELATIONS COURTS

September 2018

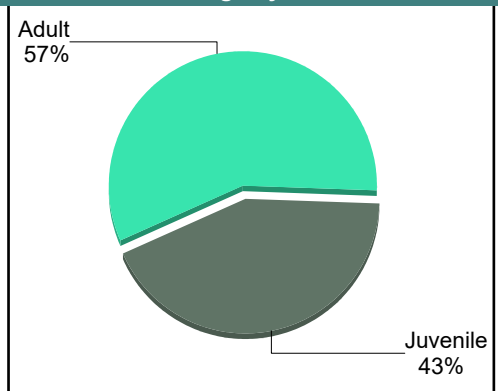
Surry
District: 6

		<u>Filings</u>	<u>Hearings</u>	<u>Transactions</u>	<u>Concluded</u>	<u>Cont</u>
<u>Adult</u>						
Capias	CA	1	5	5	1	4
Felony	CF	0	4	4	0	4
Misdemeanor	CM	7	19	19	5	14
Show Cause	SC	5	14	14	7	7
Civil Support	VS	3	3	3	1	2
Adult Total		16	45	45	14	31
<u>Juvenile</u>						
Custody Visitation	CV	8	17	17	4	13
Felony	DF	0	1	1	0	1
Misdemeanor	DM	1	7	7	5	2
Traffic	T	3	7	7	6	1
Juvenile Total		12	32	32	15	17
Surry Totals		28	77	77	29	48

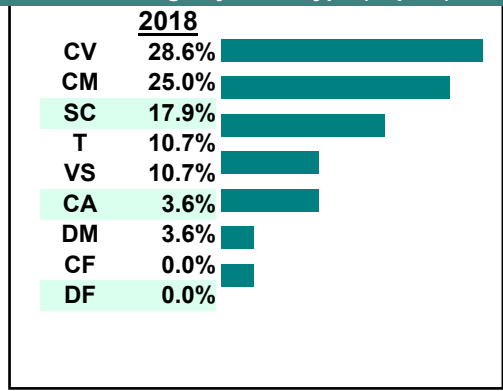
Calendared Filings

	T	F
Week 1		
Week 2		
Week 3		

% of Filings by Division



% of Filings by Case Type (Top 10)



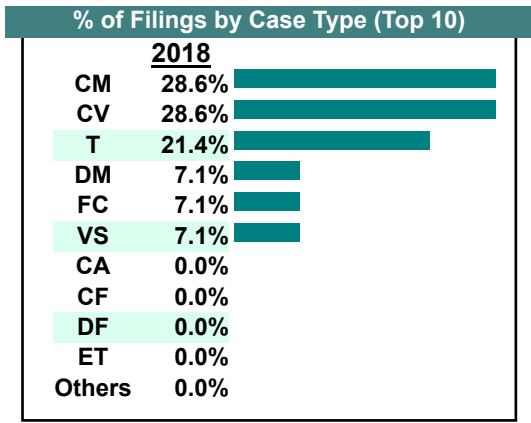
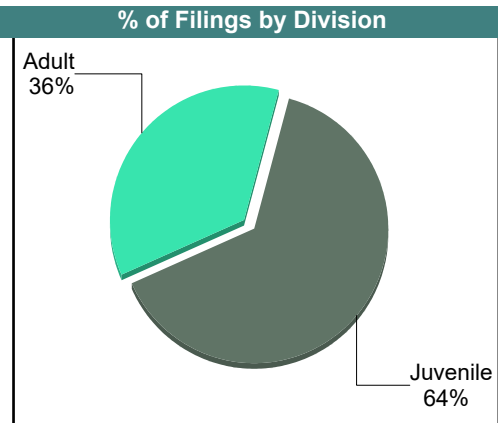
CASELOAD STATISTICS OF THE JUVENILE & DOMESTIC RELATIONS COURTS

August 2018

Surry
District: 6

		<u>Filings</u>	<u>Hearings</u>	<u>Transactions</u>	<u>Concluded</u>	<u>Cont</u>
<u>Adult</u>						
Capias	CA	0	2	2	0	2
Felony	CF	0	1	1	0	1
Misdemeanor	CM	4	12	12	3	9
Family Abuse - Prot Order	FP	0	1	1	1	-
Show Cause	SC	0	4	4	1	3
Civil Support	VS	1	3	3	1	2
Adult Total		5	23	23	6	17
<u>Juvenile</u>						
Custody Visitation	CV	4	15	15	5	9
Felony	DF	0	1	1	1	-
Misdemeanor	DM	1	2	2	1	1
Entrustment	ET	0	1	1	0	1
Foster Care Review	FC	1	1	1	0	1
Traffic	T	3	3	3	0	3
Juvenile Total		9	23	23	7	15
Surry Totals		14	46	46	13	32

Calendared Filings				
	M	T	R	F
Week 1				
Week 2				
Week 3				

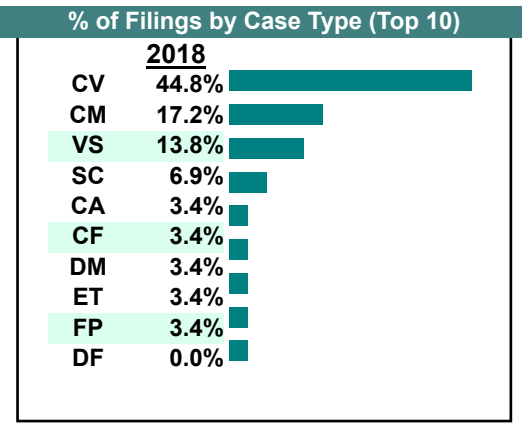
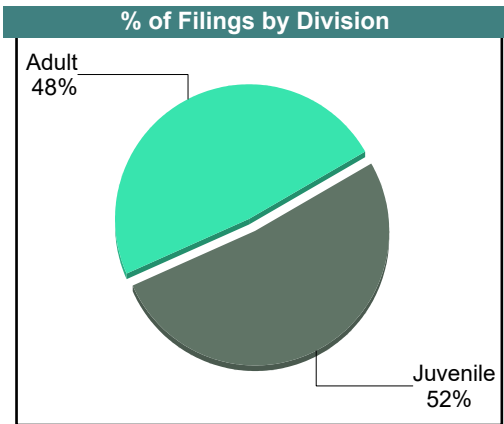
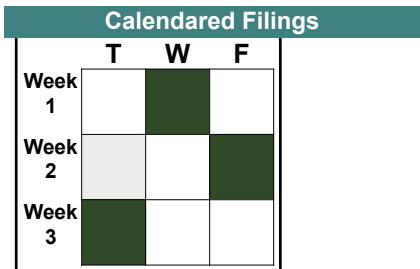


CASELOAD STATISTICS OF THE JUVENILE & DOMESTIC RELATIONS COURTS

July 2018

Surry
District: 6

		<u>Filings</u>	<u>Hearings</u>	<u>Transactions</u>	<u>Concluded</u>	<u>Cont</u>
<u>Adult</u>						
Capias	CA	1	1	1	0	1
Felony	CF	1	2	2	1	1
Misdemeanor	CM	5	7	7	1	6
Family Abuse - Prot Order	FP	1	1	1	0	1
Show Cause	SC	2	6	6	1	5
Civil Support	VS	4	4	4	4	-
Adult Total		14	21	21	7	14
<u>Juvenile</u>						
Custody Visitation	CV	13	14	14	8	6
Felony	DF	0	2	2	0	2
Misdemeanor	DM	1	4	4	0	4
Entrustment	ET	1	1	1	0	1
Juvenile Total		15	21	21	8	13
Surry Totals		29	42	42	15	27



CASELOAD STATISTICS OF THE JUVENILE & DOMESTIC RELATIONS COURTS

June 2018

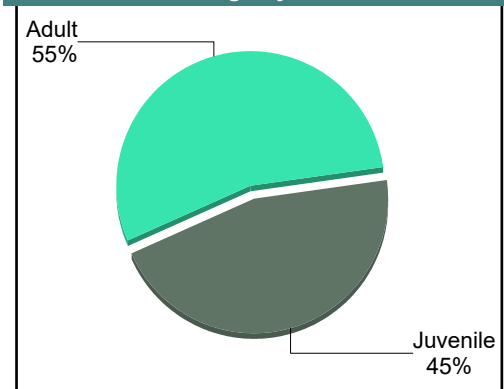
Surry
District: 6

		<u>Filings</u>	<u>Hearings</u>	<u>Transactions</u>	<u>Concluded</u>	<u>Cont</u>
<u>Adult</u>						
Capias	CA	0	1	1	0	1
Felony	CF	1	4	4	1	3
Misdemeanor	CM	3	11	11	7	4
Family Abuse - Prot Order	FP	1	3	3	2	1
Show Cause	SC	5	16	16	6	10
Civil Support	VS	2	3	3	3	-
Adult Total		12	38	38	19	19
<u>Juvenile</u>						
Custody Visitation	CV	6	24	24	12	12
Felony	DF	1	1	1	0	1
Misdemeanor	DM	3	6	6	1	5
Juvenile Total		10	31	31	13	18
Surry Totals		22	69	69	32	37

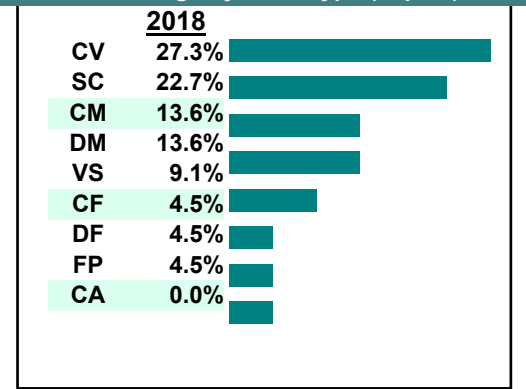
Calendared Filings

	T	F
Week 1		
Week 2		
Week 3		
Week 4		

% of Filings by Division



% of Filings by Case Type (Top 10)

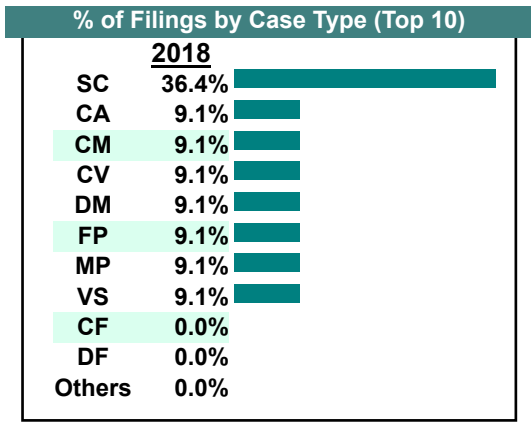
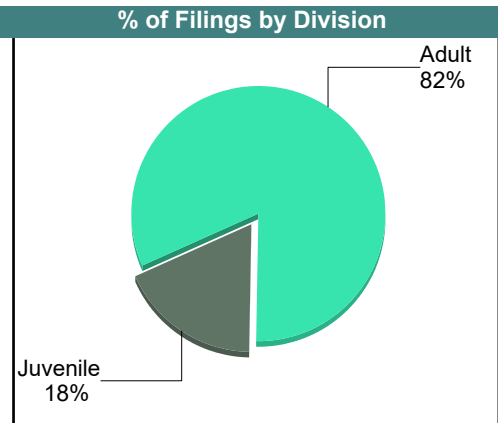
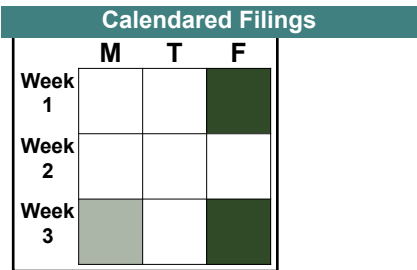


CASELOAD STATISTICS OF THE JUVENILE & DOMESTIC RELATIONS COURTS

May 2018

Surry
District: 6

		<u>Filings</u>	<u>Hearings</u>	<u>Transactions</u>	<u>Concluded</u>	<u>Cont</u>
<u>Adult</u>						
Capias	CA	1	2	2	2	-
Felony	CF	0	9	9	2	7
Misdemeanor	CM	1	18	18	4	14
Family Abuse - Prot Order	FP	1	1	1	0	1
Motion - Prot Order	MP	1	1	1	1	-
Show Cause	SC	4	11	11	2	9
Civil Support	VS	1	6	6	3	3
Adult Total		9	48	48	14	34
<u>Juvenile</u>						
Custody Visitation	CV	1	9	9	0	9
Felony	DF	0	1	1	0	1
Misdemeanor	DM	1	1	1	0	1
Petition	PT	0	1	1	1	-
Traffic	T	0	2	2	1	1
Juvenile Total		2	14	14	2	12
Surry Totals		11	62	62	16	46



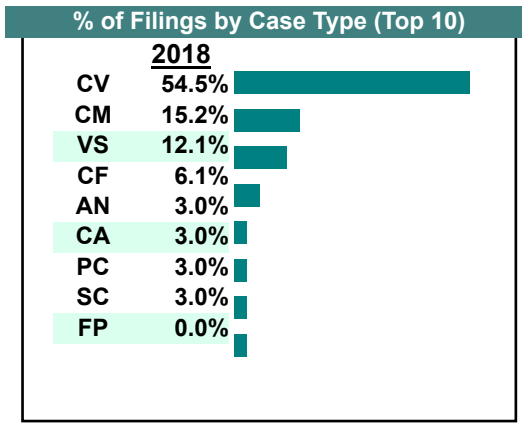
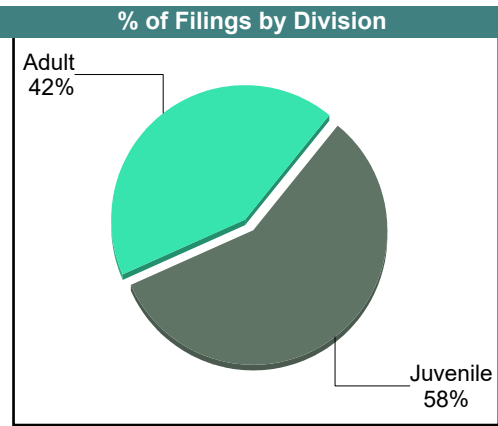
CASELOAD STATISTICS OF THE JUVENILE & DOMESTIC RELATIONS COURTS

April 2018

Surry
District: 6

		<u>Filings</u>	<u>Hearings</u>	<u>Transactions</u>	<u>Concluded</u>	<u>Cont</u>
Adult						
Capias	CA	1	2	2	1	1
Felony	CF	2	3	3	1	2
Misdemeanor	CM	5	12	12	3	9
Family Abuse - Prot Order	FP	0	1	1	1	-
Protective Order	PC	1	1	1	1	-
Show Cause	SC	1	6	6	3	3
Civil Support	VS	4	5	5	2	3
Adult Total		14	30	30	12	18
Juvenile						
Abuse or Neglect	AN	1	2	2	1	1
Custody Visitation	CV	18	21	21	9	11
Show Cause	SC	0	1	1	1	-
Juvenile Total		19	24	24	11	12
Surry Totals		33	54	54	23	30

Calendared Filings			
	M	T	F
Week 1			
Week 2			
Week 3			
Week 4			



CASELOAD STATISTICS OF THE JUVENILE & DOMESTIC RELATIONS COURTS

March 2018

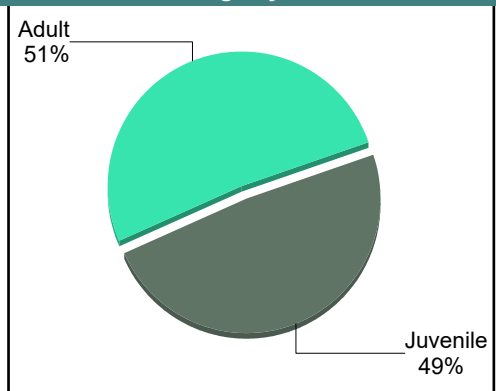
Surry
District: 6

		<u>Filings</u>	<u>Hearings</u>	<u>Transactions</u>	<u>Concluded</u>	<u>Cont</u>
<u>Adult</u>						
Misdemeanor	CM	15	23	23	7	15
Family Abuse - Prot Order	FP	1	2	2	1	1
Show Cause	SC	2	9	9	6	3
Civil Support	VS	1	5	5	3	2
Adult Total		19	39	39	17	21
<u>Juvenile</u>						
Custody Visitation	CV	13	24	24	10	14
Felony	DF	1	1	1	0	1
Misdemeanor	DM	1	1	1	0	1
Petition	PT	1	1	1	0	1
Traffic	T	2	4	4	2	2
Juvenile Total		18	31	31	12	19
Surry Totals		37	70	70	29	40

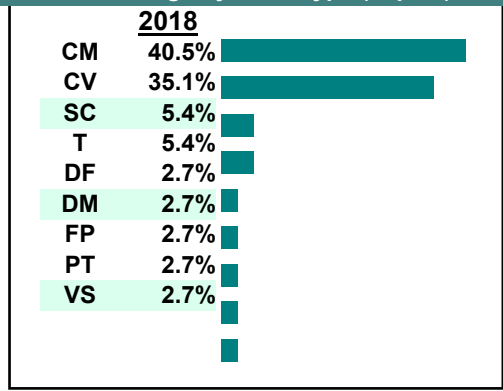
Calendared Filings

	M	T	W	F
Week 1				
Week 2				
Week 3				
Week 4				

% of Filings by Division



% of Filings by Case Type (Top 10)



CASELOAD STATISTICS OF THE JUVENILE & DOMESTIC RELATIONS COURTS

February 2018

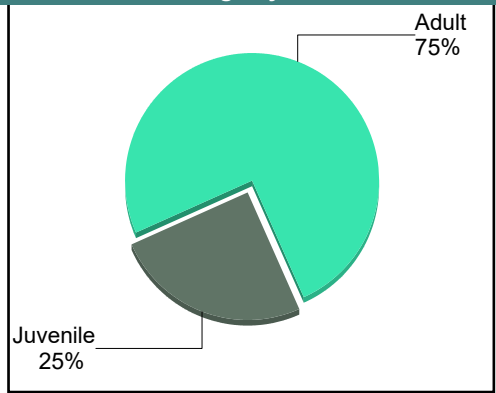
Surry
District: 6

		<u>Filings</u>	<u>Hearings</u>	<u>Transactions</u>	<u>Concluded</u>	<u>Cont</u>
<u>Adult</u>						
Capias	CA	0	1	1	1	-
Felony	CF	3	5	5	2	3
Misdemeanor	CM	6	14	14	5	9
Family Abuse - Prot Order	FP	1	1	1	0	1
Show Cause	SC	1	9	9	3	6
Civil Support	VS	1	6	6	4	2
Adult Total		12	36	36	15	21
<u>Juvenile</u>						
Custody Visitation	CV	3	17	17	8	8
Felony	DF	0	1	1	1	-
Misdemeanor	DM	0	1	1	1	-
Traffic	T	1	3	3	1	2
Juvenile Total		4	22	22	11	10
Surry Totals		16	58	58	26	31

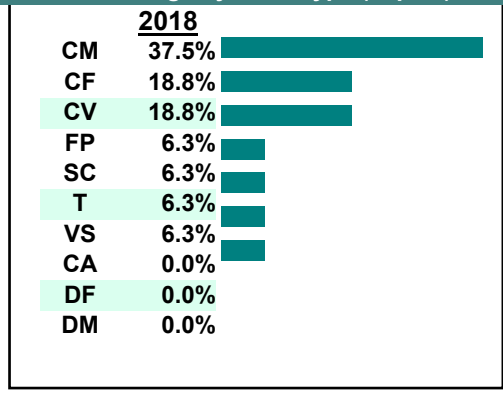
Calendared Filings

	M	T	R	F
Week 1				
Week 2				
Week 3				
Week 4				
Week 5				

% of Filings by Division



% of Filings by Case Type (Top 10)

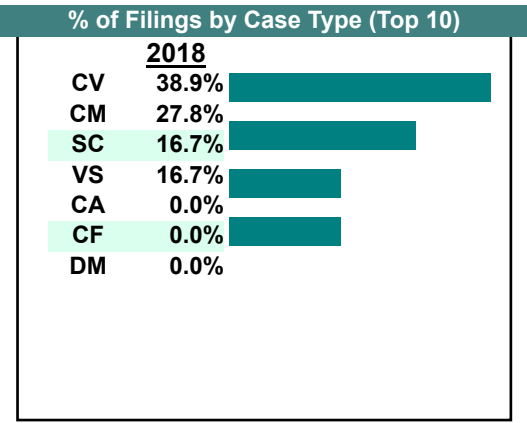
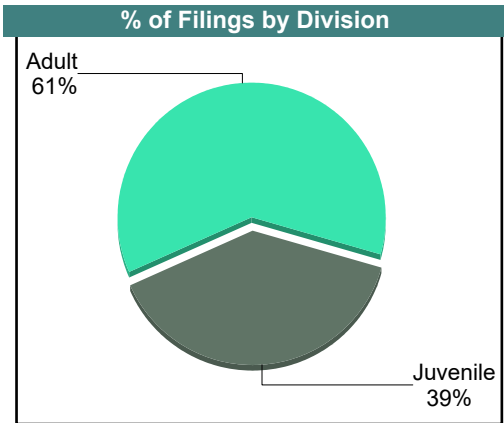
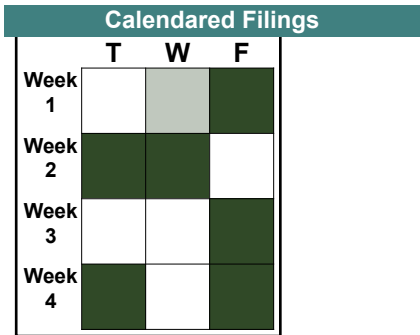


CASELOAD STATISTICS OF THE JUVENILE & DOMESTIC RELATIONS COURTS

January 2018

Surry
District: 6

		<u>Filings</u>	<u>Hearings</u>	<u>Transactions</u>	<u>Concluded</u>	<u>Cont</u>
Adult						
Capias	CA	0	2	2	2	-
Felony	CF	0	2	2	1	1
Misdemeanor	CM	5	13	13	5	8
Show Cause	SC	3	9	9	0	9
Civil Support	VS	3	5	5	1	4
Adult Total		11	31	31	9	22
Juvenile						
Custody Visitation	CV	7	16	16	2	14
Misdemeanor	DM	0	1	1	0	1
Juvenile Total		7	17	17	2	15
Surry Totals		18	48	48	11	37



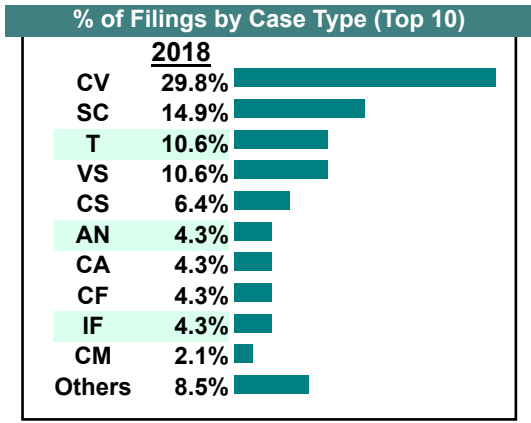
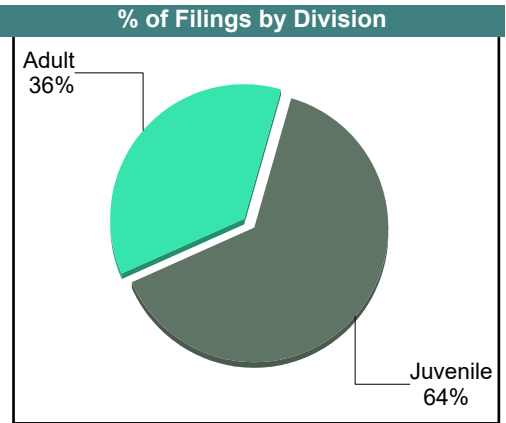
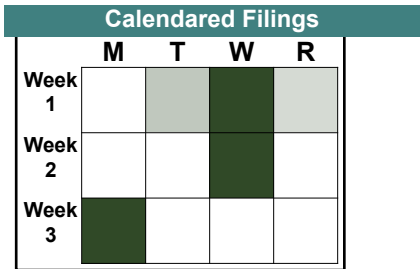
CASELOAD STATISTICS OF THE JUVENILE & DOMESTIC RELATIONS COURTS

December 2018

Sussex

District: 6

		<u>Filings</u>	<u>Hearings</u>	<u>Transactions</u>	<u>Concluded</u>	<u>Cont</u>
<u>Adult</u>						
Capias	CA	2	5	5	1	4
Felony	CF	2	6	6	3	3
Misdemeanor	CM	1	14	14	2	10
Family Abuse - Prot Order	FP	0	3	3	2	1
Motion - Prot Order	MP	1	1	1	1	-
Show Cause	SC	6	22	22	6	16
Civil Support	VS	5	12	12	4	8
Adult Total		17	63	63	19	42
<u>Juvenile</u>						
Abuse or Neglect	AN	2	11	11	5	6
Child in Need of Services	CS	3	3	3	0	3
Custody Visitation	CV	14	24	24	11	13
Felony	DF	0	27	27	0	27
Misdemeanor	DM	1	9	9	1	8
Initial Foster Care	IF	2	2	2	2	-
Petition	PT	1	4	4	0	4
Show Cause	SC	1	3	3	0	3
Status	ST	0	1	1	0	1
Traffic	T	5	9	9	6	3
Truancy	TR	1	1	1	0	1
Juvenile Total		30	94	94	25	69
Sussex Totals		47	157	157	44	111



CASELOAD STATISTICS OF THE JUVENILE & DOMESTIC RELATIONS COURTS

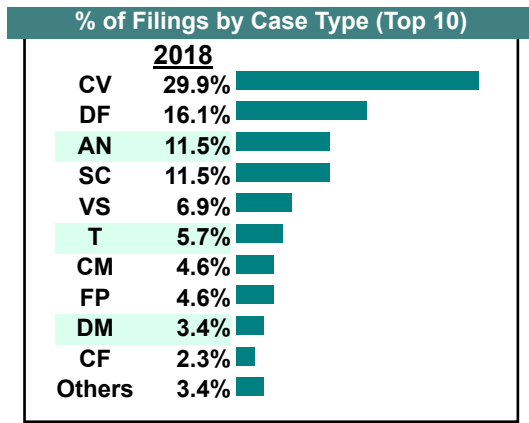
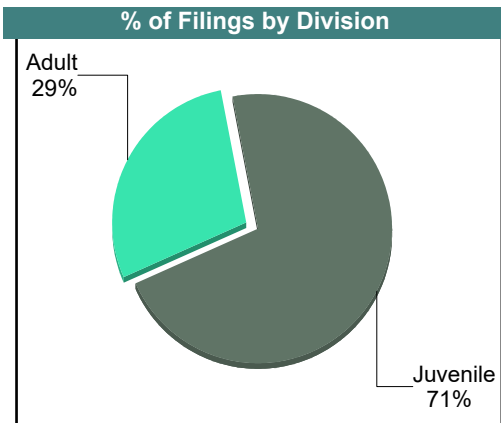
November 2018

Sussex

District: 6

		<u>Filings</u>	<u>Hearings</u>	<u>Transactions</u>	<u>Concluded</u>	<u>Cont</u>
<u>Adult</u>						
Capias	CA	1	8	8	1	7
Felony	CF	2	6	6	0	6
Misdemeanor	CM	4	18	18	4	14
Family Abuse - Prot Order	FP	4	8	8	1	7
Show Cause	SC	8	32	32	9	23
Civil Support	VS	6	20	20	6	14
Adult Total		25	92	92	21	71
<u>Juvenile</u>						
Abuse or Neglect	AN	10	15	15	1	14
Custody Visitation	CV	26	36	36	8	28
Felony	DF	14	34	34	0	34
Misdemeanor	DM	3	14	14	2	12
Initial Foster Care	IF	1	1	1	0	1
Petition	PT	1	3	3	2	1
Show Cause	SC	2	4	4	0	4
Traffic	T	5	10	11	7	4
Juvenile Total		62	117	118	20	98
Sussex Totals		87	209	210	41	169

Calendared Filings					
	M	T	W	R	F
Week 1					
Week 2					
Week 3					
Week 4					
Week 5					



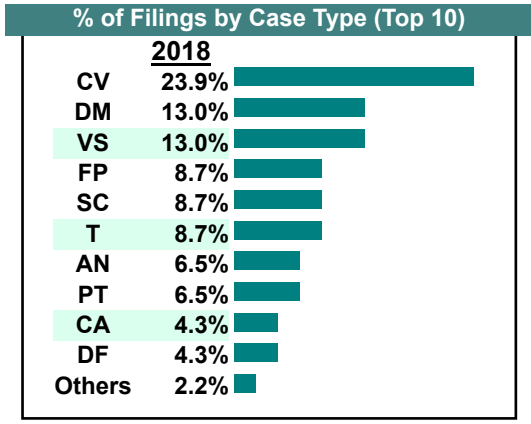
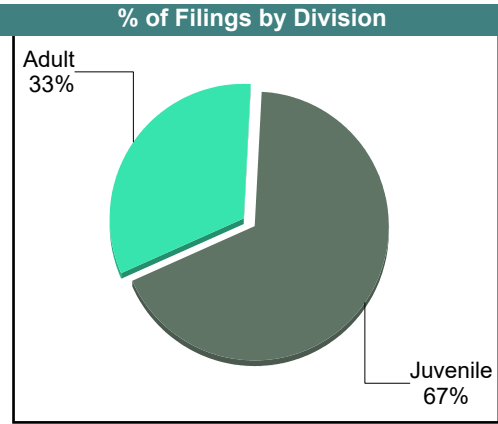
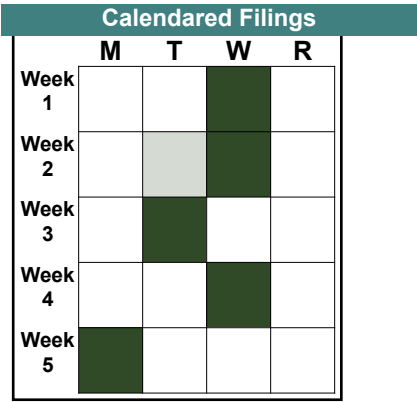
CASELOAD STATISTICS OF THE JUVENILE & DOMESTIC RELATIONS COURTS

October 2018

Sussex

District: 6

		<u>Filings</u>	<u>Hearings</u>	<u>Transactions</u>	<u>Concluded</u>	<u>Cont</u>
<u>Adult</u>						
Capias	CA	2	11	11	7	4
Felony	CF	0	3	3	0	3
Misdemeanor	CM	1	20	20	4	16
Family Abuse - Prot Order	FP	4	7	7	3	4
Show Cause	SC	2	23	23	7	16
Civil Support	VS	6	15	15	5	9
Adult Total		15	79	79	26	52
<u>Juvenile</u>						
Abuse or Neglect	AN	3	10	10	3	7
Child in Need of Services	CS	0	3	3	1	2
Custody Visitation	CV	11	25	25	5	20
Felony	DF	2	3	3	0	3
Misdemeanor	DM	6	12	12	2	10
Petition	PT	3	4	4	0	4
Show Cause	SC	2	3	3	0	3
Status	ST	0	4	4	3	1
Traffic	T	4	14	14	9	5
Juvenile Total		31	78	78	23	55
Sussex Totals		46	157	157	49	107



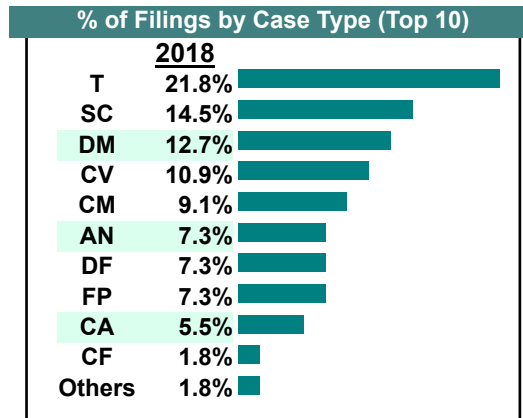
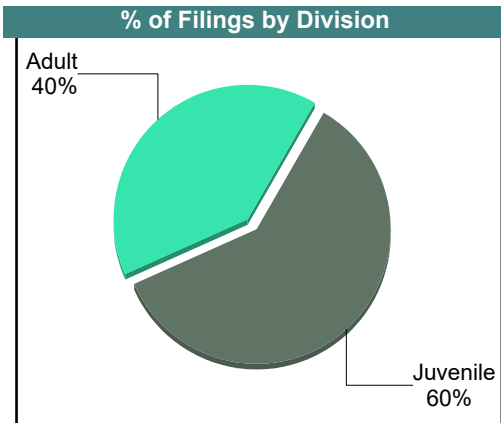
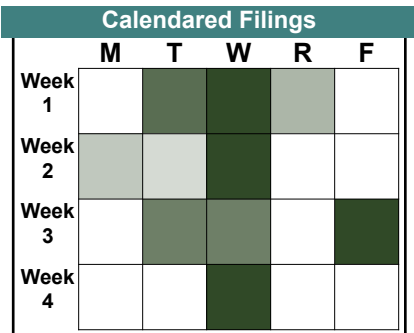
CASELOAD STATISTICS OF THE JUVENILE & DOMESTIC RELATIONS COURTS

September 2018

Sussex

District: 6

		<u>Filings</u>	<u>Hearings</u>	<u>Transactions</u>	<u>Concluded</u>	<u>Cont</u>
<u>Adult</u>						
Capias	CA	3	7	7	3	4
Felony	CF	1	5	5	3	2
Misdemeanor	CM	5	19	19	8	11
Family Abuse - Prot Order	FP	4	5	5	4	1
Show Cause	SC	8	20	20	6	14
Civil Support	VS	1	16	16	5	10
Adult Total		22	72	72	29	42
<u>Juvenile</u>						
Abuse or Neglect	AN	4	13	13	0	13
Custody Visitation	CV	6	22	22	16	6
Felony	DF	4	4	4	0	4
Misdemeanor	DM	7	12	12	7	5
Petition	PT	0	1	1	0	1
Traffic	T	12	12	13	6	7
Juvenile Total		33	64	65	29	36
Sussex Totals		55	136	137	58	78

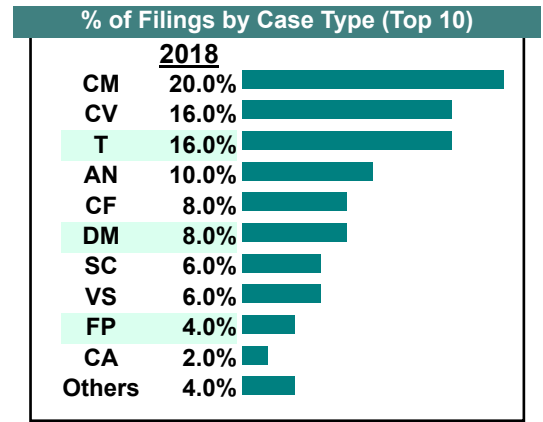
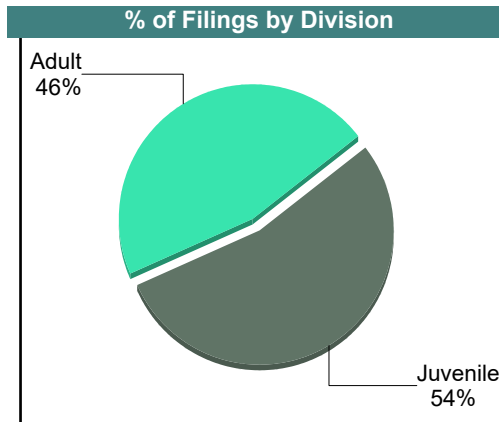
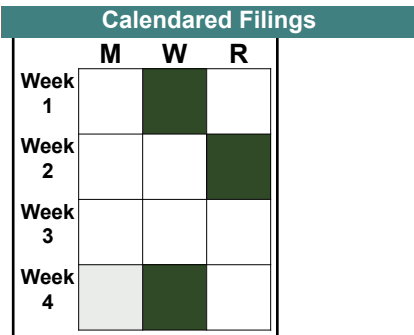


CASELOAD STATISTICS OF THE JUVENILE & DOMESTIC RELATIONS COURTS

August 2018

Sussex
District: 6

		<u>Filings</u>	<u>Hearings</u>	<u>Transactions</u>	<u>Concluded</u>	<u>Cont</u>
Adult						
Capias	CA	1	3	3	0	3
Felony	CF	4	7	7	1	6
Misdemeanor	CM	10	21	21	0	21
Family Abuse - Prot Order	FP	2	3	3	1	2
Show Cause	SC	3	22	22	0	22
Civil Support	VS	3	10	10	1	9
Adult Total		23	66	66	3	63
Juvenile						
Abuse or Neglect	AN	5	5	5	0	5
Capias	CA	0	1	1	1	-
Child in Need of Services	CS	0	2	2	0	2
Custody Visitation	CV	8	20	20	13	7
Felony	DF	0	5	5	3	2
Misdemeanor	DM	4	10	10	6	4
Permanency	PH	1	1	1	1	-
Petition	PT	1	1	1	1	-
Show Cause	SC	0	1	1	1	-
Traffic	T	8	10	10	2	8
Term Parental Rights	TP	0	2	2	2	-
Juvenile Total		27	58	58	30	28
Sussex Totals		50	124	124	33	91

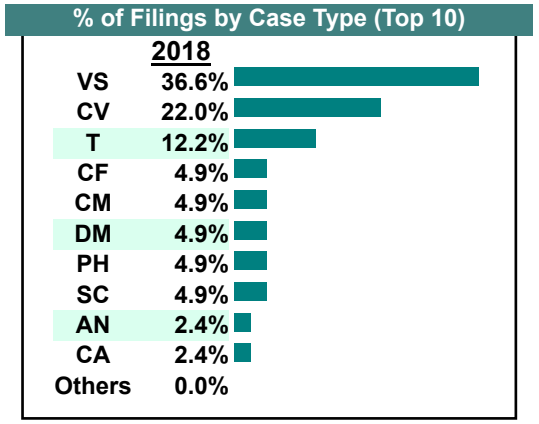
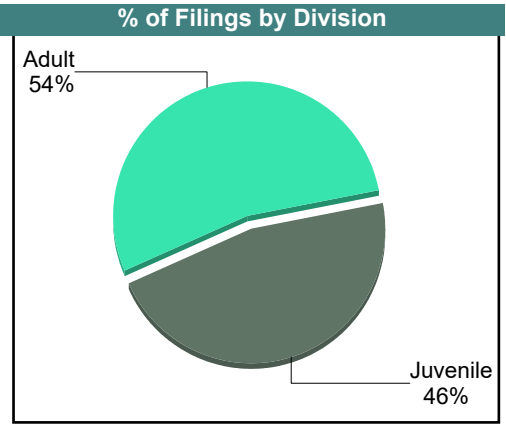



CASELOAD STATISTICS OF THE JUVENILE & DOMESTIC RELATIONS COURTS

July 2018

Sussex
District: 6

		<u>Filings</u>	<u>Hearings</u>	<u>Transactions</u>	<u>Concluded</u>	<u>Cont</u>
<u>Adult</u>						
Capias	CA	1	4	4	1	3
Felony	CF	2	7	7	5	2
Misdemeanor	CM	2	16	16	6	10
Show Cause	SC	2	13	13	5	8
Civil Support	VS	15	22	22	12	10
Adult Total		22	62	62	29	33
<u>Juvenile</u>						
Abuse or Neglect	AN	1	2	2	1	1
Capias	CA	0	1	1	0	1
Child in Need of Services	CS	0	3	3	1	2
Custody Visitation	CV	9	27	27	11	15
Felony	DF	0	6	6	3	2
Misdemeanor	DM	2	14	14	10	4
Permanency	PH	2	2	2	2	-
Show Cause	SC	0	2	2	1	1
Status	ST	0	2	2	2	-
Traffic	T	5	6	6	2	4
Juvenile Total		19	65	65	33	30
Sussex Totals		41	127	127	62	63



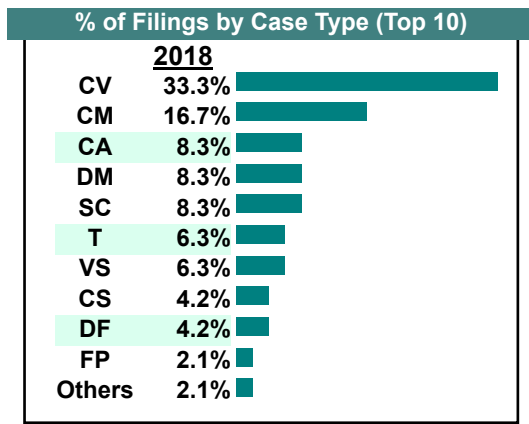
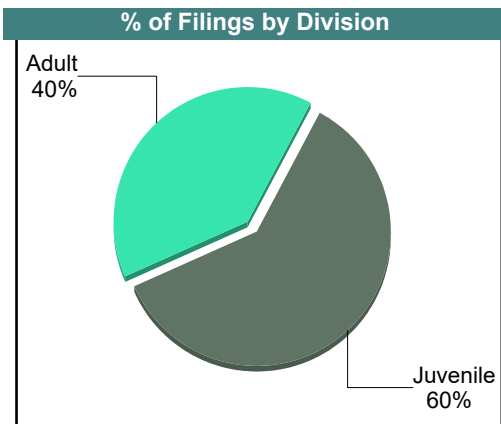
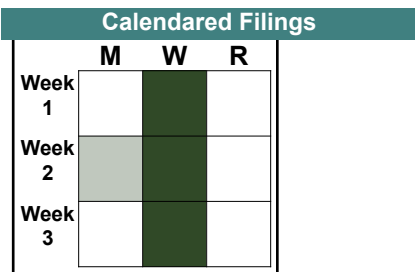
CASELOAD STATISTICS OF THE JUVENILE & DOMESTIC RELATIONS COURTS

June 2018

Sussex

District: 6

		Filings	Hearings	Transactions	Concluded	Cont
Adult						
Capias	CA	3	10	10	5	5
Felony	CF	0	5	5	4	1
Misdemeanor	CM	8	14	14	5	8
Family Abuse - Prot Order	FP	1	2	2	2	-
Show Cause	SC	4	33	33	10	23
Civil Support	VS	3	15	15	3	11
Adult Total		19	79	79	29	48
Juvenile						
Abuse or Neglect	AN	0	4	4	4	-
Capias	CA	1	2	2	0	2
Child in Need of Services	CS	2	2	2	0	2
Custody Visitation	CV	16	46	46	16	30
Felony	DF	2	7	7	2	5
Misdemeanor	DM	4	18	18	6	12
Petition	PT	1	1	1	0	1
Show Cause	SC	0	3	3	1	2
Status	ST	0	5	5	0	5
Traffic	T	3	7	8	5	3
Term Parental Rights	TP	0	2	2	0	2
Juvenile Total		29	97	98	34	64
Sussex Totals		48	176	177	63	112



CASELOAD STATISTICS OF THE JUVENILE & DOMESTIC RELATIONS COURTS

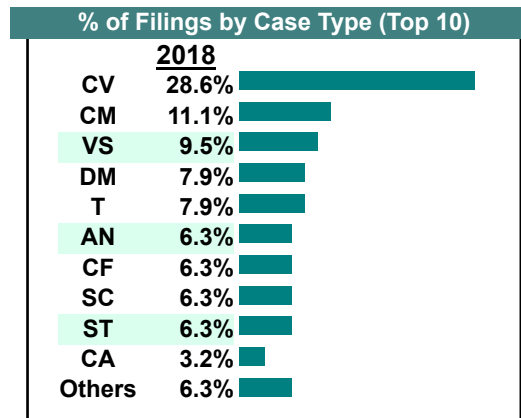
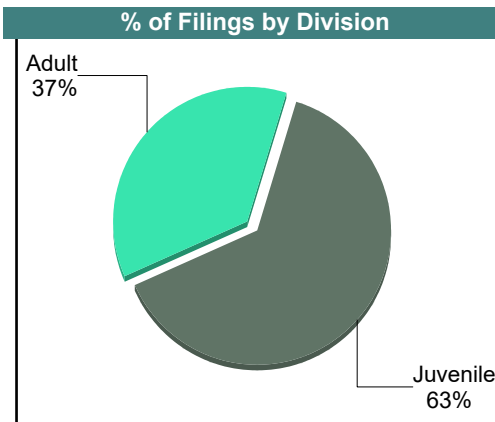
May 2018

Sussex

District: 6

		<u>Filings</u>	<u>Hearings</u>	<u>Transactions</u>	<u>Concluded</u>	<u>Cont</u>
Adult						
Capias	CA	2	11	11	6	5
Felony	CF	4	14	14	5	9
Misdemeanor	CM	7	24	24	6	18
Family Abuse - Prot Order	FP	1	3	3	3	-
Show Cause	SC	3	11	11	1	10
Civil Support	VS	6	10	10	4	6
Adult Total		23	73	73	25	48
Juvenile						
Abuse or Neglect	AN	4	4	4	0	4
Child in Need of Services	CS	0	1	1	0	1
Custody Visitation	CV	18	29	29	19	9
Felony	DF	0	19	19	11	8
Misdemeanor	DM	5	24	24	7	16
Petition	PT	1	1	1	1	-
Show Cause	SC	1	2	2	1	1
Status	ST	4	10	10	0	10
Traffic	T	5	11	11	6	5
Term Parental Rights	TP	2	2	2	0	2
Juvenile Total		40	103	103	45	56
Sussex Totals		63	176	176	70	104

Calendared Filings				
	M	T	W	R
Week 1				
Week 2				
Week 3				
Week 4				



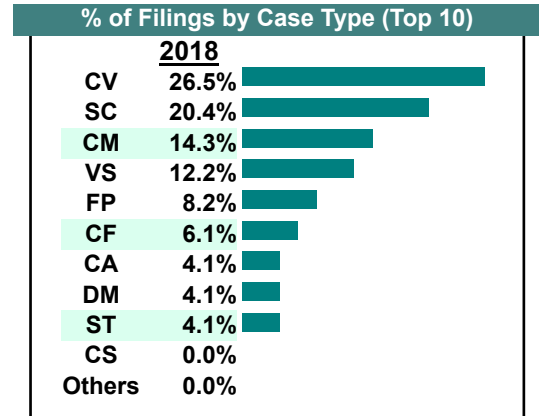
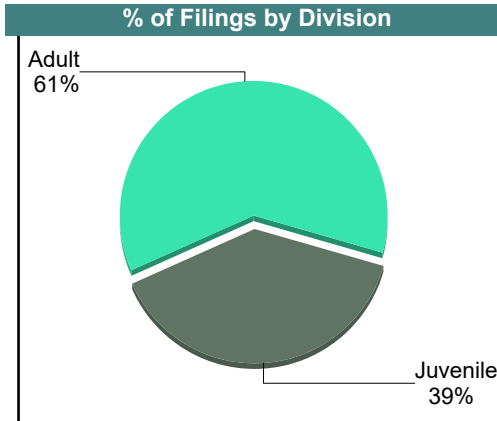
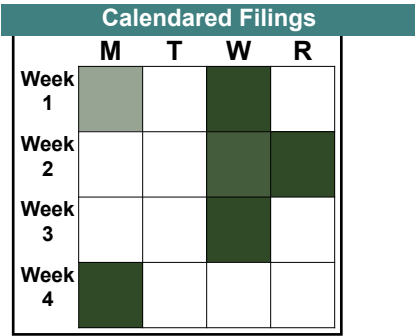
CASELOAD STATISTICS OF THE JUVENILE & DOMESTIC RELATIONS COURTS

April 2018

Sussex

District: 6

		<u>Filings</u>	<u>Hearings</u>	<u>Transactions</u>	<u>Concluded</u>	<u>Cont</u>
<u>Adult</u>						
Capias	CA	2	13	13	1	12
Felony	CF	3	11	11	0	11
Misdemeanor	CM	7	15	15	1	14
Family Abuse - Prot Order	FP	4	7	7	3	4
Show Cause	SC	8	26	26	3	23
Civil Support	VS	6	14	14	2	10
Adult Total		30	86	86	10	74
<u>Juvenile</u>						
Child in Need of Services	CS	0	1	1	0	1
Custody Visitation	CV	13	36	36	9	26
Felony	DF	0	7	7	6	1
Misdemeanor	DM	2	10	10	7	2
Show Cause	SC	2	3	3	0	3
Status	ST	2	3	3	1	2
Juvenile Total		19	60	60	23	35
Sussex Totals		49	146	146	33	109



CASELOAD STATISTICS OF THE JUVENILE & DOMESTIC RELATIONS COURTS

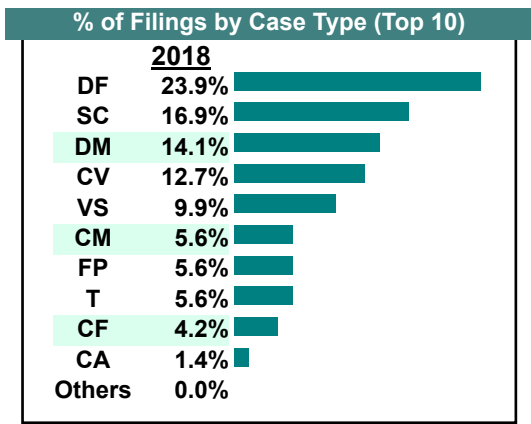
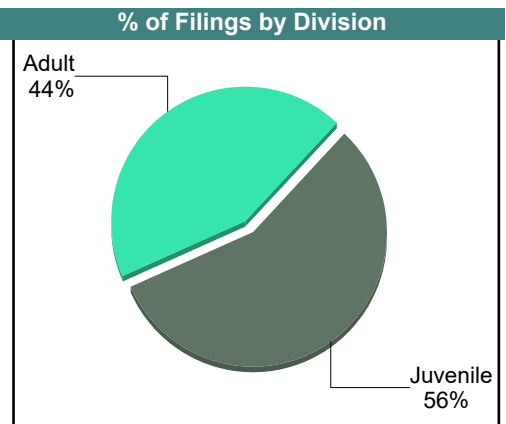
March 2018

Sussex

District: 6

		<u>Filings</u>	<u>Hearings</u>	<u>Transactions</u>	<u>Concluded</u>	<u>Cont</u>
Adult						
Non-Family Abuse Prot Order	AP	0	1	1	1	-
Capias	CA	1	8	8	1	7
Felony	CF	3	11	11	0	11
Misdemeanor	CM	4	9	9	1	8
Family Abuse - Prot Order	FP	4	9	9	5	4
Show Cause	SC	12	30	30	4	26
Civil Support	VS	7	14	14	5	8
Adult Total		31	82	82	17	64
Juvenile						
Custody Visitation	CV	9	12	12	8	4
Felony	DF	17	50	50	6	44
Misdemeanor	DM	10	23	23	4	17
Traffic	T	4	6	6	1	3
Juvenile Total		40	91	91	19	68
Sussex Totals		71	173	173	36	132

Calendared Filings					
	M	T	W	R	F
Week 1					
Week 2			■	■	
Week 3		■	■	■	
Week 4		■			■
Week 5			■		



CASELOAD STATISTICS OF THE JUVENILE & DOMESTIC RELATIONS COURTS

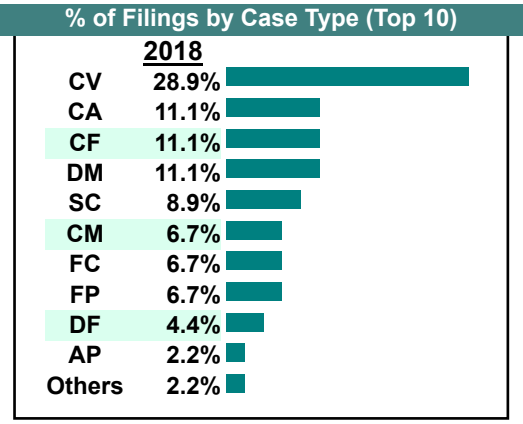
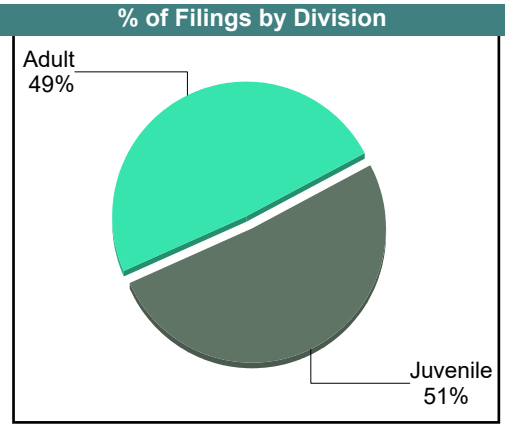
February 2018

Sussex

District: 6

		<u>Filings</u>	<u>Hearings</u>	<u>Transactions</u>	<u>Concluded</u>	<u>Cont</u>
<u>Adult</u>						
Non-Family Abuse Prot Order	AP	1	1	1	0	1
Capias	CA	5	10	10	2	8
Felony	CF	5	5	5	0	5
Misdemeanor	CM	3	8	8	2	6
Family Abuse - Prot Order	FP	3	4	4	2	2
Show Cause	SC	4	22	22	8	13
Civil Support	VS	1	10	10	4	6
Adult Total		22	60	60	18	41
<u>Juvenile</u>						
Capias	CA	0	1	1	1	-
Child in Need of Services	CS	0	1	1	0	1
Custody Visitation	CV	13	53	53	28	25
Felony	DF	2	5	5	0	5
Misdemeanor	DM	5	14	14	6	7
Foster Care Review	FC	3	4	4	3	1
Show Cause	SC	0	1	1	0	1
Traffic	T	0	6	6	5	1
Juvenile Total		23	85	85	43	41
Sussex Totals		45	145	145	61	82

Calendared Filings				
	M	W	R	F
Week 1				
Week 2				
Week 3				
Week 4				



CASELOAD STATISTICS OF THE JUVENILE & DOMESTIC RELATIONS COURTS

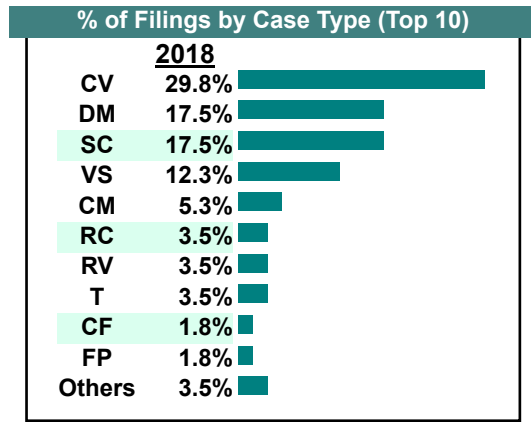
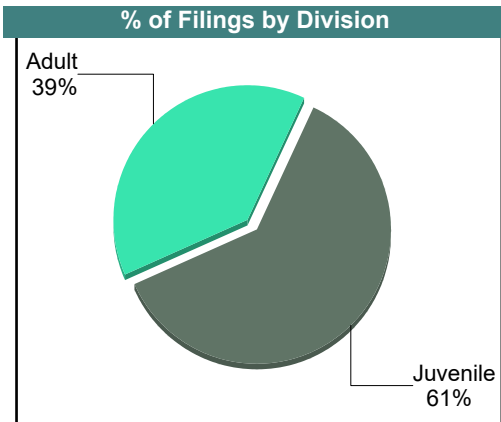
January 2018

Sussex

District: 6

		<u>Filings</u>	<u>Hearings</u>	<u>Transactions</u>	<u>Concluded</u>	<u>Cont</u>
<u>Adult</u>						
Capias	CA	0	6	6	2	4
Felony	CF	1	8	8	7	1
Misdemeanor	CM	3	16	16	8	8
Family Abuse - Prot Order	FP	1	3	3	0	3
Show Cause	SC	10	23	23	6	16
Civil Support	VS	7	11	11	3	7
Adult Total		22	67	67	26	39
<u>Juvenile</u>						
Capias	CA	0	1	1	0	1
Child in Need of Services	CS	0	1	1	0	1
Custody Visitation	CV	17	48	48	10	38
Felony	DF	0	12	12	2	10
Misdemeanor	DM	10	12	12	2	10
Remand Custody	RC	2	2	2	2	-
Remand Visitation	RV	2	2	2	2	-
Show Cause	SC	0	1	1	0	1
Status	ST	1	1	1	0	1
Traffic	T	2	8	8	4	3
Truancy	TR	1	2	2	1	1
Juvenile Total		35	90	90	23	66
Sussex Totals		57	157	157	49	105

Calendared Filings			
	M	T	W
Week 1			
Week 2			
Week 3			
Week 4			



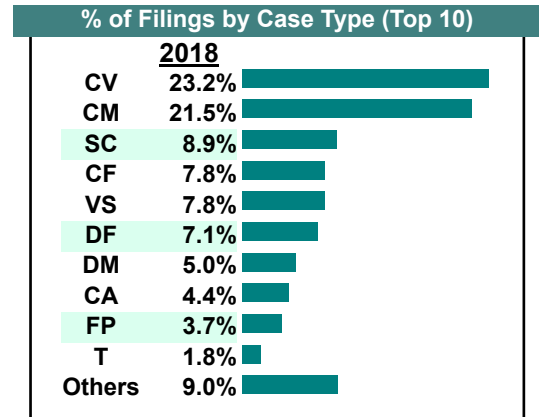
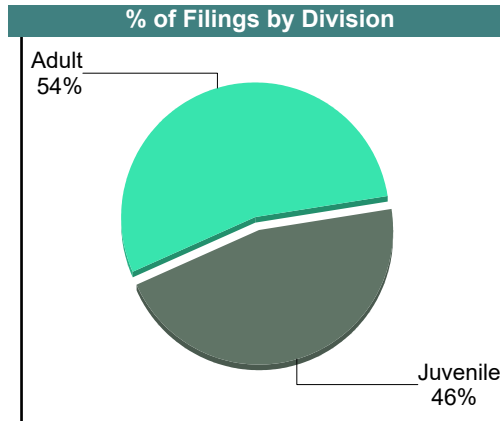
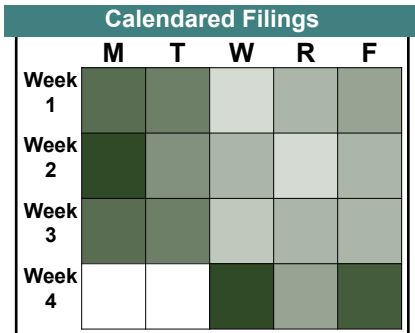
Filings by Court & Division

	Brunswick	Emporia	Greensville	Hopewell	Prince George	Surry	Sussex	Total
A Civil Support	96 11%	63 7%	69 8%	254 30%	261 31%	34 4%	66 8%	843
Adult Misdemeanor	131 17%	84 11%	50 6%	258 33%	144 18%	64 8%	55 7%	786
Show Cause	84 11%	79 10%	61 8%	268 35%	172 23%	30 4%	70 9%	764
Capias	53 16%	34 10%	14 4%	136 40%	70 21%	8 2%	23 7%	338
Adult Felony	17 7%	23 10%	22 9%	96 40%	48 20%	8 3%	27 11%	241
Family Abuse - Prot Order	9 4%	14 6%	16 7%	97 41%	65 28%	6 3%	28 12%	235
Motion - Prot Order	1 6%	- 0%	1 6%	13 72%	1 6%	1 6%	1 6%	18
Non-Family Abuse Prot Order	1 8%	- 0%	1 8%	9 75%	- 0%	- 0%	1 8%	12
Bond Forfeiture	- 0%	3 30%	2 20%	5 50%	- 0%	- 0%	- 0%	10
SL/Other	1 10%	2 20%	1 10%	5 50%	1 10%	- 0%	- 0%	10
Protective Order	5 56%	1 11%	1 11%	1 11%	- 0%	1 11%	- 0%	9
Remand Support	1 13%	1 13%	1 13%	- 0%	5 63%	- 0%	- 0%	8
Other	- 0%	- 0%	1 20%	4 80%	- 0%	- 0%	- 0%	5
Violation of PO	- 0%	- 0%	- 0%	1 100%	- 0%	- 0%	- 0%	1
Total	399 12%	304 9%	240 7%	1,147 35%	767 23%	152 5%	271 8%	3,280
J Custody Visitation	211 10%	126 6%	150 7%	652 31%	696 33%	94 4%	160 8%	2,089
Delinquency	81 10%	88 10%	81 10%	287 34%	196 23%	14 2%	100 12%	847
Traffic	47 20%	24 10%	18 8%	28 12%	48 21%	14 6%	53 23%	232
Abuse or Neglect	2 2%	11 12%	13 14%	13 14%	25 27%	1 1%	29 31%	94
Status Offense/Other	5 5%	10 11%	10 11%	54 59%	6 7%	- 0%	7 8%	92
Foster Care Review	2 3%	5 7%	8 11%	33 47%	18 26%	1 1%	3 4%	70
Paternity	- 0%	6 11%	8 15%	24 45%	6 11%	1 2%	8 15%	53
Show Cause	8 15%	13 25%	3 6%	11 21%	10 19%	- 0%	8 15%	53
Initial Foster Care	1 3%	5 13%	7 18%	11 28%	11 28%	1 3%	3 8%	39

	Brunswick	Emporia	Greenville	Hopewell	Prince George	Surry	Sussex	Total
J Permanency	-	1	3	18	4	-	3	29
	0%	3%	10%	62%	14%	0%	10%	
Term Parental Rights	-	4	2	16	4	-	2	28
	0%	14%	7%	57%	14%	0%	7%	
Capias	13	-	-	7	5	-	1	26
	50%	0%	0%	27%	19%	0%	4%	
Non-Family Abuse Prot Order	-	-	1	22	1	-	-	24
	0%	0%	4%	92%	4%	0%	0%	
Remand Custody	1	-	3	6	2	-	2	14
	7%	0%	21%	43%	14%	0%	14%	
Child in Need of Services	3	1	-	-	2	-	5	11
	27%	9%	0%	0%	18%	0%	45%	
Remand Visitation	-	-	3	6	-	-	2	11
	0%	0%	27%	55%	0%	0%	18%	
Truancy	-	6	3	-	-	-	2	11
	0%	55%	27%	0%	0%	0%	18%	
Child at Risk	-	-	-	-	6	-	-	6
	0%	0%	0%	0%	100%	0%	0%	
Motion - Prot Order	-	-	-	-	5	-	-	5
	0%	0%	0%	0%	100%	0%	0%	
Custody Relief	-	-	-	3	-	-	-	3
	0%	0%	0%	100%	0%	0%	0%	
Family Abuse - Prot Order	3	-	-	-	-	-	-	3
	100%	0%	0%	0%	0%	0%	0%	
Voluntary Continuing	-	-	-	2	1	-	-	3
	0%	0%	0%	67%	33%	0%	0%	
Emancipation	-	-	-	1	-	-	-	1
	0%	0%	0%	100%	0%	0%	0%	
Entrustment	-	-	-	-	-	1	-	1
	0%	0%	0%	0%	0%	100%	0%	
Violation Fam Abuse PO	1	-	-	-	-	-	-	1
	100%	0%	0%	0%	0%	0%	0%	
Total	378	300	313	1,194	1,046	127	388	3,746
	10%	8%	8%	32%	28%	3%	10%	
Total	777	604	553	2,341	1,813	279	659	7,026
	11%	9%	8%	33%	26%	4%	9%	

December 2018

		<u>Filings</u>	<u>Hearings</u>	<u>Transactions</u>	<u>Concluded</u>	<u>Cont</u>
<u>Adult</u>						
Bond Forfeiture	BF	1	1	1	0	1
Capias	CA	32	127	127	49	78
Felony	CF	57	162	162	21	140
Misdemeanor	CM	158	491	491	144	344
Family Abuse - Prot Order	FP	27	68	68	31	37
Motion - Prot Order	MP	0	2	2	1	1
Other	OT	1	1	1	1	-
Remand Support	RS	4	4	4	4	-
Show Cause	SC	61	202	202	86	113
Civil Support	VS	57	133	133	69	64
Adult Total		398	1,191	1,191	406	778
<u>Juvenile</u>						
Abuse or Neglect	AN	11	39	39	11	28
Non-Family Abuse Prot Order	AP	3	6	6	3	3
Child in Need of Services	CS	1	4	4	0	4
Custody Visitation	CV	170	414	414	223	190
Felony	DF	52	215	215	15	200
Misdemeanor	DM	37	243	243	50	191
Foster Care Review	FC	5	6	6	6	-
Initial Foster Care	IF	10	11	11	9	2
Permanency	PH	7	7	7	7	-
Petition	PT	4	7	7	4	3
Remand Custody	RC	4	4	4	4	-
Show Cause	SC	4	6	6	4	2
Status	ST	12	28	28	14	14
Traffic	T	13	18	18	9	9
Term Parental Rights	TP	3	13	13	11	2
Truancy	TR	0	2	2	1	1
Juvenile Total		336	1,023	1,023	371	649
Newport News Totals		734	2,214	2,214	777	1,427

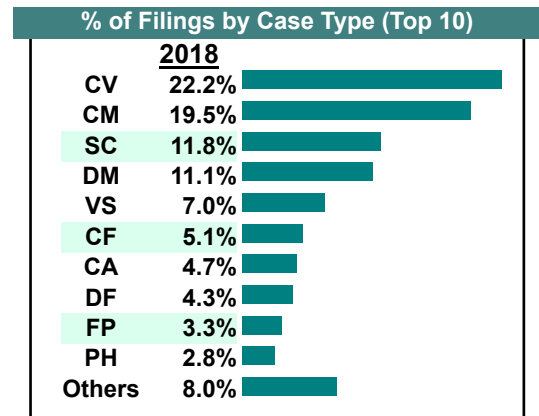
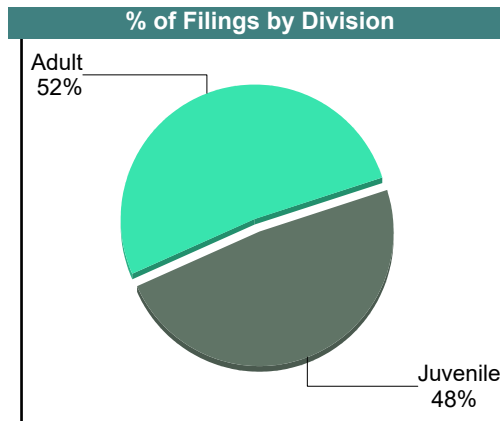



November 2018

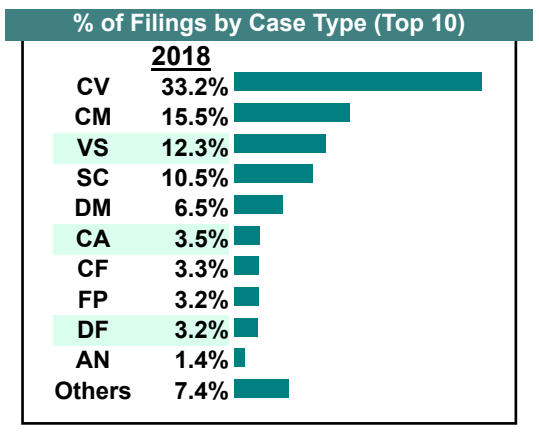
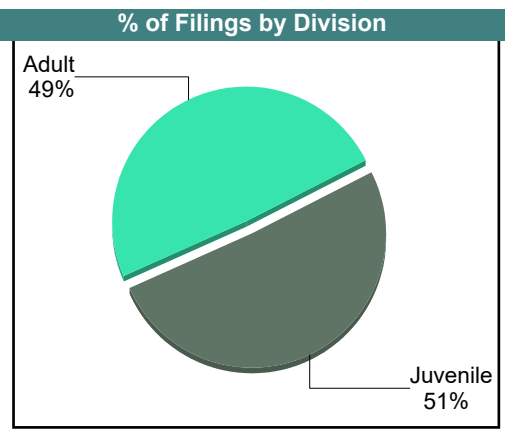

		Filings	Hearings	Transactions	Concluded	Cont
Adult						
Non-Family Abuse Prot Order	AP	1	2	2	1	1
Bond Forfeiture	BF	0	2	2	2	-
Capias	CA	42	154	154	57	96
Felony	CF	46	238	238	85	153
Misdemeanor	CM	175	605	605	178	427
Family Abuse - Prot Order	FP	30	72	72	31	41
Motion - Prot Order	MP	2	2	2	2	-
Protective Order	PC	1	1	1	1	-
Violation of PO	PV	3	3	3	3	-
Remand Support	RS	1	1	1	1	-
Show Cause	SC	100	307	307	132	174
Civil Support	VS	63	155	155	78	76
Adult Total		464	1,542	1,542	571	968

Juvenile						
Abuse or Neglect	AN	5	37	37	12	25
Non-Family Abuse Prot Order	AP	4	8	8	5	3
Custody Relief	CR	1	2	2	1	1
Child in Need of Services	CS	3	14	14	5	9
Custody Visitation	CV	199	520	520	269	251
Felony	DF	39	240	240	23	217
Misdemeanor	DM	100	337	337	64	273
Foster Care Review	FC	20	21	21	20	1
Initial Foster Care	IF	5	5	5	4	1
Permanency	PH	25	35	35	27	8
Petition	PT	0	5	5	2	3
Remand Custody	RC	4	4	4	4	-
Show Cause	SC	6	11	11	6	5
Status	ST	5	29	29	8	21
Traffic	T	8	13	13	6	7
Term Parental Rights	TP	8	37	37	1	36
Truancy	TR	1	6	6	2	4
Voluntary Continuing Services Agreement	VA	0	1	1	0	1
Juvenile Total		433	1,325	1,325	459	866

Newport News Totals		897	2,867	2,867	1,030	1,834
----------------------------	--	------------	--------------	--------------	--------------	--------------



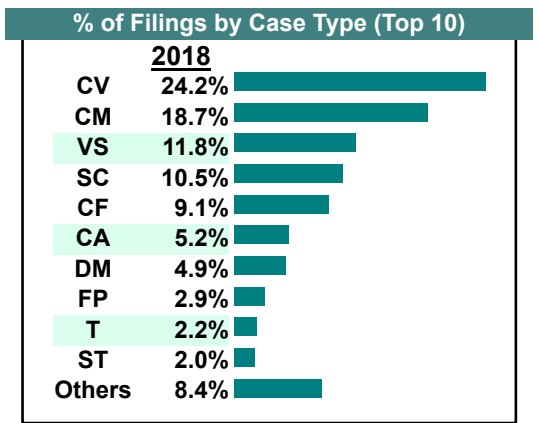
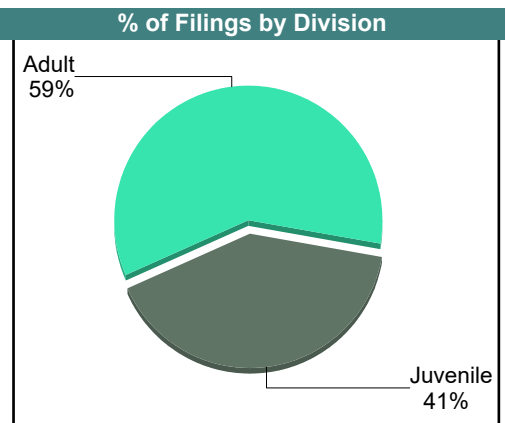
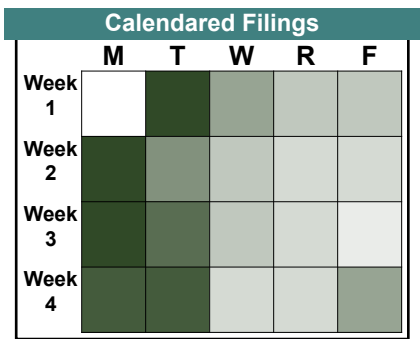
		<u>Filings</u>	<u>Hearings</u>	<u>Transactions</u>	<u>Concluded</u>	<u>Cont</u>
Adult						
Non-Family Abuse Prot Order	AP	4	7	7	4	3
Capias	CA	40	157	157	70	87
Felony	CF	38	260	260	66	194
Misdemeanor	CM	177	630	630	201	429
Family Abuse - Prot Order	FP	37	100	100	43	57
Motion - Prot Order	MP	5	7	7	6	1
Protective Order	PC	1	1	1	1	-
Violation of PO	PV	2	3	3	3	-
Remand Support	RS	5	5	5	5	-
Show Cause	SC	112	335	335	147	188
Civil Support	VS	140	256	256	123	133
Adult Total		561	1,761	1,761	669	1,092
Juvenile						
Abuse or Neglect	AN	16	40	40	14	26
Non-Family Abuse Prot Order	AP	5	6	6	2	4
Custody Relief	CR	2	2	2	2	-
Child in Need of Services	CS	2	11	11	5	6
Custody Visitation	CV	379	723	723	339	384
Felony	DF	36	219	219	70	149
Misdemeanor	DM	74	308	308	85	223
Foster Care Review	FC	13	15	15	10	5
Family Abuse - Prot Order	FP	0	1	1	1	-
Initial Foster Care	IF	4	6	6	6	-
Permanency	PH	9	13	13	12	1
Petition	PT	7	12	12	6	6
Remand Custody	RC	7	7	7	7	-
Show Cause	SC	8	10	10	6	4
Status	ST	4	49	49	29	20
Traffic	T	11	18	19	12	7
Term Parental Rights	TP	0	3	3	3	-
Truancy	TR	1	9	9	5	4
Voluntary Continuing Services Agreement	VA	2	2	2	2	-
Juvenile Total		580	1,454	1,455	616	839
Newport News Totals		1,141	3,215	3,216	1,285	1,931



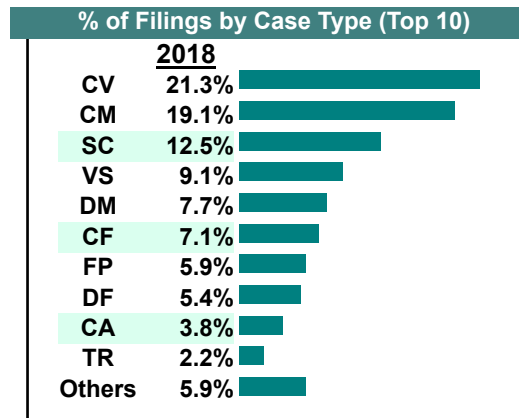
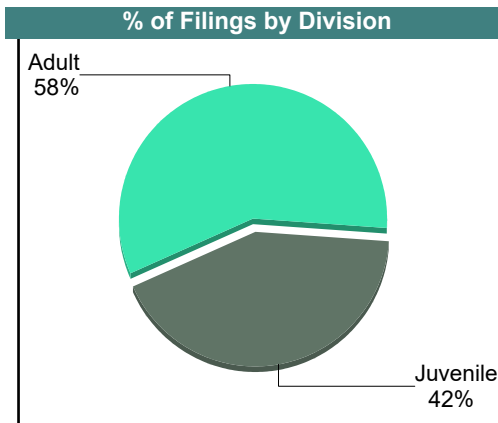
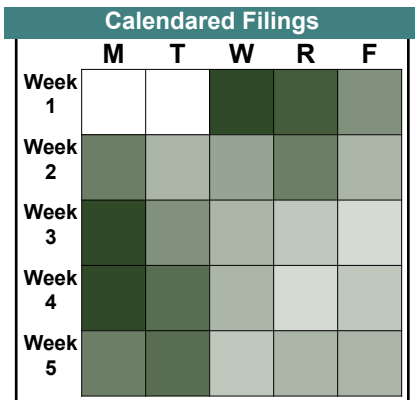
		Filings	Hearings	Transactions	Concluded	Cont
Adult						
Non-Family Abuse Prot Order	AP	4	7	7	3	4
Capias	CA	50	182	182	67	115
Felony	CF	87	298	298	51	247
Misdemeanor	CM	178	583	583	123	460
Family Abuse - Prot Order	FP	28	71	71	28	43
Motion - Prot Order	MP	4	7	7	5	2
Violation of PO	PV	1	1	1	1	-
Remand Support	RS	3	3	3	3	-
Show Cause	SC	96	332	332	136	196
SL/Other	SL	3	3	3	3	-
Civil Support	VS	112	192	192	91	99
Adult Total		566	1,679	1,679	511	1,166

Juvenile						
Abuse or Neglect	AN	5	26	26	5	21
Custody Relief	CR	2	2	2	2	-
Child in Need of Services	CS	0	2	2	0	2
Custody Visitation	CV	231	489	489	213	276
Felony	DF	11	193	193	38	155
Misdemeanor	DM	47	250	250	50	200
Foster Care Review	FC	3	3	3	1	2
Family Abuse - Prot Order	FP	0	2	2	0	2
Initial Foster Care	IF	1	1	1	1	-
Permanency	PH	5	7	7	6	1
Petition	PT	8	9	9	3	6
Remand Custody	RC	3	3	3	2	-
Child at Risk	RI	0	2	2	2	-
RR	RR	1	1	1	1	-
Show Cause	SC	4	4	4	2	2
Status	ST	19	40	40	2	37
Traffic	T	21	25	27	12	15
Term Parental Rights	TP	13	14	14	1	13
Truancy	TR	11	17	17	12	5
Voluntary Continuing Services Agreement	VA	2	3	3	3	-
Juvenile Total		387	1,093	1,095	356	737

Newport News Totals		953	2,772	2,774	867	1,903
----------------------------	--	------------	--------------	--------------	------------	--------------



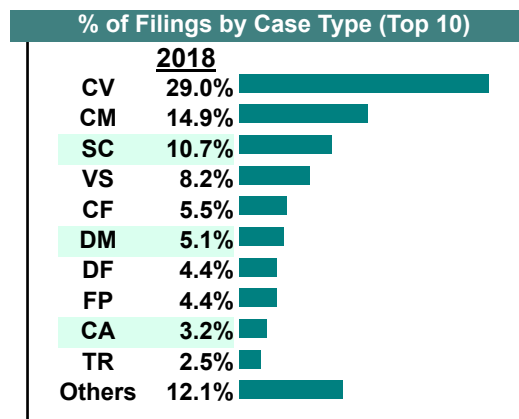
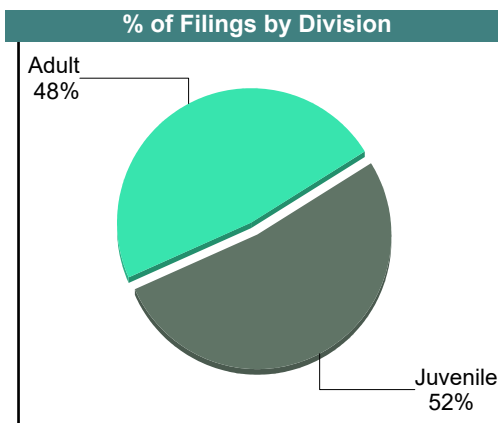
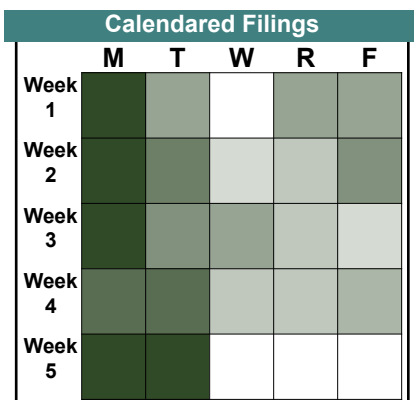
		Filings	Hearings	Transactions	Concluded	Cont
Adult						
Non-Family Abuse Prot Order	AP	0	1	1	1	-
Bond Forfeiture	BF	2	2	2	2	-
Capias	CA	33	147	147	55	92
Felony	CF	61	232	232	48	184
Misdemeanor	CM	165	531	531	143	388
Family Abuse - Prot Order	FP	50	106	106	51	55
Motion - Prot Order	MP	3	4	4	1	3
Violation of PO	PV	1	1	1	1	-
Remand Support	RS	2	2	2	2	-
Show Cause	SC	104	289	289	137	152
SL/Other	SL	0	2	2	2	-
Civil Support	VS	79	156	156	99	57
Adult Total		500	1,473	1,473	542	931
Juvenile						
Abuse or Neglect	AN	8	28	28	5	23
Non-Family Abuse Prot Order	AP	1	1	1	1	-
Child in Need of Services	CS	0	8	8	0	8
Custody Visitation	CV	184	491	491	258	233
Felony	DF	47	361	361	71	290
Misdemeanor	DM	67	330	330	70	260
Foster Care Review	FC	4	5	5	5	-
Family Abuse - Prot Order	FP	1	1	1	0	1
Initial Foster Care	IF	2	2	2	2	-
Permanency	PH	6	10	10	8	2
Petition	PT	2	5	5	4	1
Remand Custody	RC	2	2	2	2	-
Show Cause	SC	4	8	8	7	1
Status	ST	9	47	47	14	33
Traffic	T	7	21	24	20	4
Term Parental Rights	TP	1	23	23	8	15
Truancy	TR	19	29	29	22	7
Voluntary Continuing Services Agreement	VA	1	2	2	2	-
Juvenile Total		365	1,374	1,377	499	878
Newport News Totals		865	2,847	2,850	1,041	1,809



		Filings	Hearings	Transactions	Concluded	Cont
Adult						
Non-Family Abuse Prot Order	AP	1	2	2	1	1
Bond Forfeiture	BF	0	1	1	0	1
Capias	CA	34	151	151	48	103
Felony	CF	58	227	227	62	165
Misdemeanor	CM	157	548	548	159	388
Family Abuse - Prot Order	FP	46	95	95	35	60
Motion - Prot Order	MP	3	4	4	3	1
Protective Order	PC	1	1	1	1	-
Violation of PO	PV	3	3	3	3	-
Remand Support	RS	6	6	6	6	-
Show Cause	SC	105	372	372	156	216
SL/Other	SL	4	5	5	5	-
Civil Support	VS	86	208	208	109	99
Adult Total		504	1,623	1,623	588	1,034

Juvenile						
Abuse or Neglect	AN	11	43	43	22	21
Non-Family Abuse Prot Order	AP	3	6	6	3	3
Custody Relief	CR	0	1	1	0	1
Child in Need of Services	CS	3	14	14	1	13
Custody Visitation	CV	305	668	668	314	352
Felony	DF	46	247	247	30	217
Misdemeanor	DM	54	265	265	63	202
Foster Care Review	FC	8	16	16	14	2
Initial Foster Care	IF	15	20	20	20	-
Permanency	PH	18	41	41	26	15
Petition	PT	2	6	6	4	2
Remand Custody	RC	6	6	6	5	-
Child at Risk	RI	2	2	2	0	2
Show Cause	SC	8	9	9	6	3
Status	ST	18	39	39	17	22
Traffic	T	17	20	23	14	9
Term Parental Rights	TP	2	31	31	12	19
Truancy	TR	26	31	31	20	9
Voluntary Continuing Services Agreement	VA	4	6	6	4	2
Juvenile Total		548	1,471	1,474	575	894

Newport News Totals		1,052	3,094	3,097	1,163	1,928
----------------------------	--	--------------	--------------	--------------	--------------	--------------

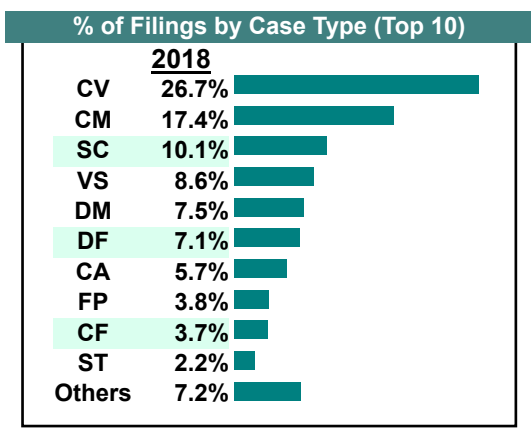
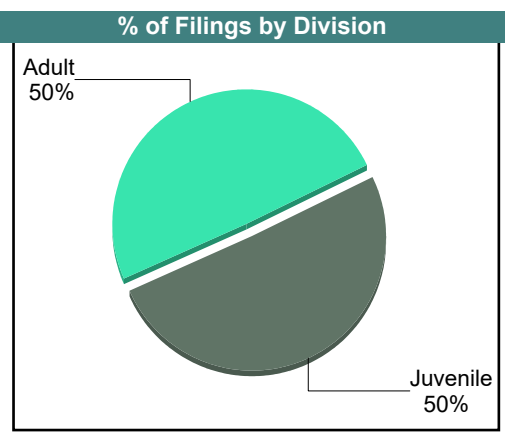



June 2018

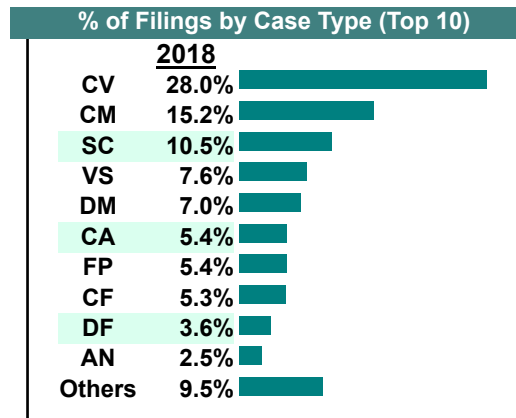
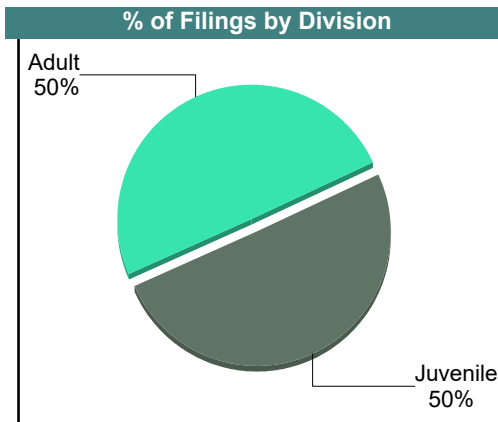

		<u>Filings</u>	<u>Hearings</u>	<u>Transactions</u>	<u>Concluded</u>	<u>Cont</u>
Adult						
Non-Family Abuse Prot Order	AP	1	1	1	0	1
Capias	CA	56	167	167	48	119
Felony	CF	36	192	192	47	145
Misdemeanor	CM	171	566	566	159	407
Family Abuse - Prot Order	FP	37	77	77	38	39
Motion - Prot Order	MP	2	4	4	3	1
Violation of PO	PV	1	1	1	1	-
Remand Support	RS	3	3	3	3	-
Show Cause	SC	94	305	305	108	197
SL/Other	SL	1	2	2	1	1
Civil Support	VS	85	186	186	94	92
Adult Total		487	1,504	1,504	502	1,002

		<u>Filings</u>	<u>Hearings</u>	<u>Transactions</u>	<u>Concluded</u>	<u>Cont</u>
Juvenile						
Abuse or Neglect	AN	4	32	32	11	21
Non-Family Abuse Prot Order	AP	2	5	5	5	-
Child in Need of Services	CS	3	13	13	3	10
Custody Visitation	CV	262	608	608	287	321
Felony	DF	70	283	283	37	246
Misdemeanor	DM	74	306	306	83	223
Foster Care Review	FC	7	9	9	9	-
Initial Foster Care	IF	7	7	7	5	2
Permanency	PH	12	21	21	16	5
Petition	PT	5	12	12	8	4
Remand Custody	RC	5	5	5	4	-
Show Cause	SC	5	7	7	7	-
Status	ST	22	61	61	15	46
Traffic	T	11	24	25	15	10
Term Parental Rights	TP	4	4	4	0	4
Truancy	TR	1	4	4	2	2
Voluntary Continuing Services Agreement	VA	2	4	4	2	2
Juvenile Total		496	1,405	1,406	509	896

Newport News Totals		983	2,909	2,910	1,011	1,898
----------------------------	--	------------	--------------	--------------	--------------	--------------



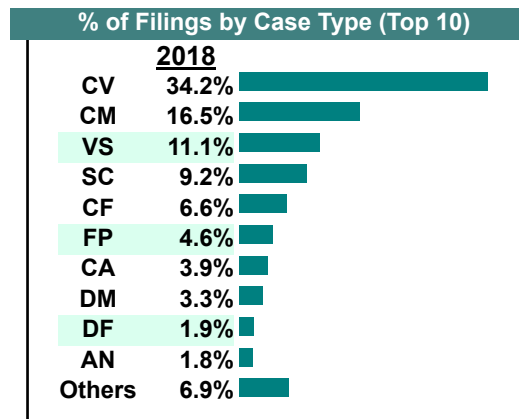
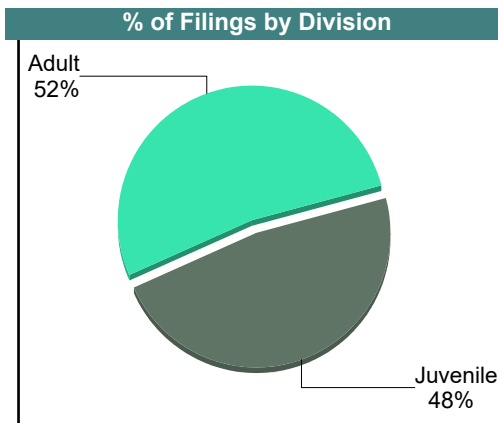
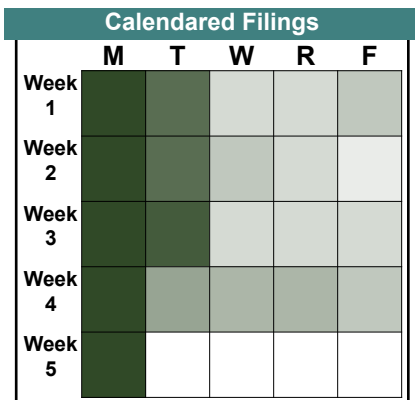
		<u>Filings</u>	<u>Hearings</u>	<u>Transactions</u>	<u>Concluded</u>	<u>Cont</u>
Adult						
Non-Family Abuse Prot Order	AP	4	9	9	5	4
Capias	CA	51	171	171	68	103
Felony	CF	50	239	239	52	187
Misdemeanor	CM	144	509	509	160	349
Family Abuse - Prot Order	FP	51	99	99	53	46
Motion - Prot Order	MP	1	4	4	1	3
Remand Support	RS	1	1	1	1	-
Show Cause	SC	92	325	325	122	202
SL/Other	SL	4	4	4	4	-
Civil Support	VS	72	165	165	84	81
Adult Total		470	1,526	1,526	550	975
Juvenile						
Abuse or Neglect	AN	24	71	71	13	58
Non-Family Abuse Prot Order	AP	4	10	10	5	5
Child in Need of Services	CS	1	6	6	2	4
Custody Visitation	CV	265	589	589	264	325
Felony	DF	34	217	217	36	181
Misdemeanor	DM	66	279	279	88	191
Foster Care Review	FC	6	11	11	9	2
Family Abuse - Prot Order	FP	0	1	1	1	-
Initial Foster Care	IF	1	4	4	3	1
Permanency	PH	14	24	24	10	14
Petition	PT	5	12	12	7	5
Remand Custody	RC	4	4	4	4	-
Show Cause	SC	7	13	13	8	5
Status	ST	11	37	37	11	26
Traffic	T	14	23	25	15	10
Term Parental Rights	TP	1	37	37	8	29
Truancy	TR	19	25	25	17	8
Juvenile Total		476	1,363	1,365	501	864
Newport News Totals		946	2,889	2,891	1,051	1,839



		<u>Filings</u>	<u>Hearings</u>	<u>Transactions</u>	<u>Concluded</u>	<u>Cont</u>
Adult						
Non-Family Abuse Prot Order	AP	2	2	2	1	1
Capias	CA	38	127	127	54	73
Felony	CF	64	196	196	36	160
Misdemeanor	CM	161	475	475	124	351
Family Abuse - Prot Order	FP	44	81	81	31	50
Motion - Prot Order	MP	2	4	4	1	3
Violation of PO	PV	1	1	1	1	-
Remand Support	RS	1	1	1	1	-
Show Cause	SC	84	273	273	120	153
SL/Other	SL	6	6	6	3	3
Civil Support	VS	108	190	190	94	96
Adult Total		511	1,356	1,356	466	890

		<u>Filings</u>	<u>Hearings</u>	<u>Transactions</u>	<u>Concluded</u>	<u>Cont</u>
Juvenile						
Abuse or Neglect	AN	18	50	50	10	40
Non-Family Abuse Prot Order	AP	5	7	7	2	5
Child in Need of Services	CS	1	6	6	1	5
Custody Visitation	CV	333	635	635	284	351
Felony	DF	19	212	212	35	177
Misdemeanor	DM	32	267	267	49	218
Foster Care Review	FC	11	16	16	11	5
Family Abuse - Prot Order	FP	1	1	1	0	1
Initial Foster Care	IF	4	5	5	3	2
Permanency	PH	1	8	8	2	6
Petition	PT	4	11	11	5	6
Remand Custody	RC	1	1	1	1	-
Show Cause	SC	6	8	8	3	5
Status	ST	11	36	36	12	24
Traffic	T	7	22	24	14	10
Term Parental Rights	TP	10	33	33	2	31
Truancy	TR	0	4	4	1	3
Voluntary Continuing Services Agreement	VA	0	2	2	1	1
Juvenile Total		464	1,324	1,326	436	890

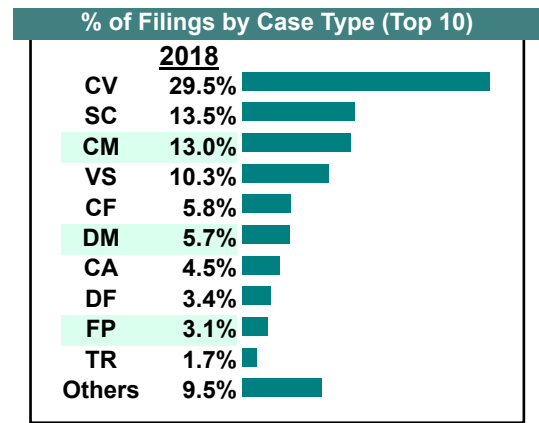
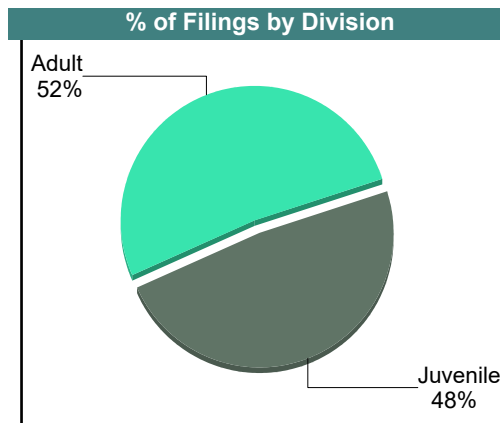

Newport News Totals		975	2,680	2,682	902	1,780
----------------------------	--	------------	--------------	--------------	------------	--------------



CASELOAD STATISTICS OF THE JUVENILE & DOMESTIC RELATIONS COURTS

March 2018

		<u>Filings</u>	<u>Hearings</u>	<u>Transactions</u>	<u>Concluded</u>	<u>Cont</u>
<u>Adult</u>						
Non-Family Abuse Prot Order	AP	1	3	3	3	-
Capias	CA	50	177	177	67	110
Felony	CF	65	242	242	57	185
Misdemeanor	CM	146	561	561	161	400
Family Abuse - Prot Order	FP	34	66	66	34	32
Motion - Prot Order	MP	5	5	5	4	1
Violation of PO	PV	2	2	2	2	-
Remand Support	RS	8	8	8	8	-
Show Cause	SC	148	412	412	137	275
SL/Other	SL	4	4	4	4	-
Civil Support	VS	116	220	220	113	107
Adult Total		579	1,700	1,700	590	1,110
<u>Juvenile</u>						
Abuse or Neglect	AN	12	37	37	7	30
Non-Family Abuse Prot Order	AP	0	3	3	2	1
Child in Need of Services	CS	4	14	14	2	12
Custody Visitation	CV	331	675	675	320	354
Felony	DF	38	279	279	70	209
Misdemeanor	DM	64	342	342	107	235
Foster Care Review	FC	8	9	9	3	6
Family Abuse - Prot Order	FP	1	1	1	1	-
Initial Foster Care	IF	11	17	17	12	5
Permanency	PH	10	11	11	11	-
Petition	PT	4	10	10	3	7
Remand Custody	RC	8	8	8	8	-
Show Cause	SC	3	11	11	7	4
Status	ST	8	34	34	7	27
Traffic	T	14	22	24	12	12
Term Parental Rights	TP	7	9	9	0	9
Truancy	TR	19	24	24	16	8
Voluntary Continuing Services Agreement	VA	1	4	4	3	1
Juvenile Total		543	1,510	1,512	591	920
Newport News Totals		1,122	3,210	3,212	1,181	2,030



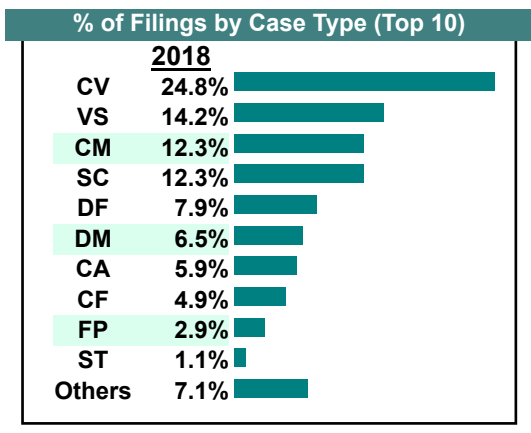
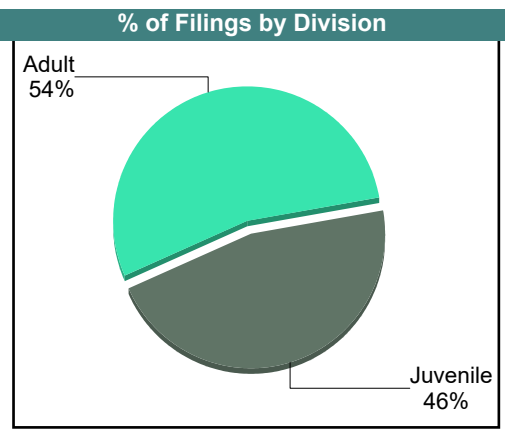

CASELOAD STATISTICS OF THE JUVENILE & DOMESTIC RELATIONS COURTS

February 2018

		<u>Filings</u>	<u>Hearings</u>	<u>Transactions</u>	<u>Concluded</u>	<u>Cont</u>
<u>Adult</u>						
Non-Family Abuse Prot Order	AP	2	2	2	0	2
Capias	CA	57	173	173	58	115
Felony	CF	47	200	200	44	156
Misdemeanor	CM	119	512	512	180	332
Family Abuse - Prot Order	FP	28	63	63	32	31
Motion - Prot Order	MP	3	3	3	3	-
Other	OT	1	1	1	1	-
Violation of PO	PV	2	2	2	2	-
Remand Support	RS	5	5	5	5	-
Show Cause	SC	117	374	374	143	231
SL/Other	SL	2	2	2	1	1
Civil Support	VS	137	211	211	107	104
Adult Total		520	1,548	1,548	576	972

<u>Juvenile</u>						
Abuse or Neglect	AN	4	16	16	4	12
Non-Family Abuse Prot Order	AP	7	14	14	7	7
Custody Relief	CR	0	1	1	0	1
Child in Need of Services	CS	2	6	6	1	5
Custody Visitation	CV	239	573	573	316	257
Felony	DF	76	324	324	51	273
Misdemeanor	DM	63	347	347	74	273
Foster Care Review	FC	6	9	9	7	2
Initial Foster Care	IF	2	8	8	7	1
Permanency	PH	6	8	8	7	1
Petition	PT	4	14	14	6	8
Remand Custody	RC	9	9	9	9	-
Show Cause	SC	2	9	9	6	3
Status	ST	11	35	35	13	22
Traffic	T	9	29	30	21	9
Term Parental Rights	TP	2	19	19	6	13
Truancy	TR	1	5	5	1	4
Voluntary Continuing Services Agreement	VA	1	2	2	0	2
Juvenile Total		444	1,428	1,429	536	893

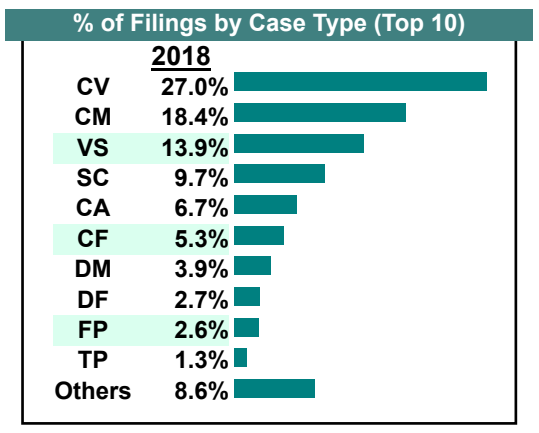
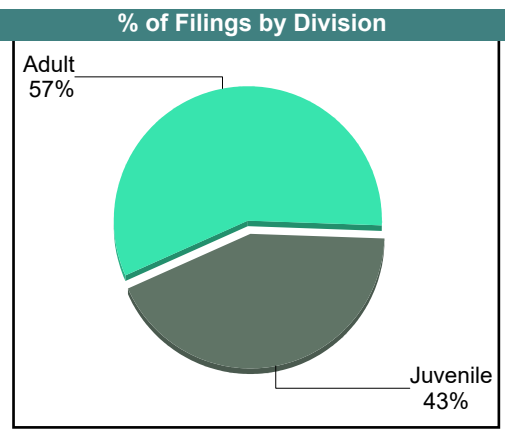

Newport News Totals		964	2,976	2,977	1,112	1,865
----------------------------	--	------------	--------------	--------------	--------------	--------------



		Filings	Hearings	Transactions	Concluded	Cont
Adult						
Non-Family Abuse Prot Order	AP	1	2	2	1	1
Capias	CA	67	173	173	69	104
Felony	CF	53	240	240	61	179
Misdemeanor	CM	184	635	635	183	452
Family Abuse - Prot Order	FP	26	70	70	29	41
Motion - Prot Order	MP	2	4	4	3	1
Other	OT	1	1	1	1	-
Remand Support	RS	3	3	3	3	-
Show Cause	SC	94	381	381	150	231
SL/Other	SL	4	4	4	4	-
Civil Support	VS	139	223	223	123	100
Adult Total		574	1,736	1,736	627	1,109

		Filings	Hearings	Transactions	Concluded	Cont
Juvenile						
Abuse or Neglect	AN	12	38	38	12	26
Non-Family Abuse Prot Order	AP	7	9	9	5	4
Custody Relief	CR	0	6	6	6	-
Child in Need of Services	CS	3	8	8	0	8
Custody Visitation	CV	271	576	576	198	378
Felony	DF	27	247	247	30	217
Misdemeanor	DM	39	375	375	77	298
Foster Care Review	FC	11	18	18	16	2
Initial Foster Care	IF	5	6	6	5	1
Juv Support	JS	1	1	1	1	-
Permanency	PH	12	19	19	7	12
Petition	PT	4	10	10	2	8
Remand Custody	RC	2	2	2	2	-
Show Cause	SC	3	10	10	6	4
Status	ST	5	32	32	10	22
Traffic	T	12	33	37	22	15
Term Parental Rights	TP	13	30	30	0	30
Truancy	TR	0	7	7	3	4
Voluntary Continuing Services Agreement	VA	1	1	1	0	1
Juvenile Total		428	1,428	1,432	402	1,030

Newport News Totals		1,002	3,164	3,168	1,029	2,139
----------------------------	--	--------------	--------------	--------------	--------------	--------------



Filings by Court & Division

		<u>Newport News</u>	
A	Adult Misdemeanor	1,935	16.6%
	Show Cause	1,207	10.4%
	Civil Support	1,194	10.3%
	Adult Felony	662	5.7%
	Capias	550	4.7%
	Family Abuse - Prot Order	438	3.8%
	Remand Support	42	0.4%
	Motion - Prot Order	32	0.3%
	SL/Other	28	0.2%
	Non-Family Abuse Prot Order	21	0.2%
	Violation of PO	16	0.1%
	Bond Forfeiture	3	0.0%
	Other	3	0.0%
	Protective Order	3	0.0%
	Total		6,134
J	Custody Visitation	3,169	27.2%
	Delinquency	1,212	10.4%
	Traffic	144	1.2%
	Status Offense/Other	135	1.2%
	Abuse or Neglect	130	1.1%
	Permanency	125	1.1%
	Foster Care Review	102	0.9%
	Truancy	98	0.8%
	Initial Foster Care	67	0.6%
	Term Parental Rights	64	0.6%
	Show Cause	60	0.5%
	Remand Custody	55	0.5%
	Paternity	49	0.4%
	Non-Family Abuse Prot Order	41	0.4%
	Child in Need of Services	23	0.2%
	Voluntary Continuing Services Agre	14	0.1%
	Custody Relief	5	0.0%
	Family Abuse - Prot Order	3	0.0%
	Child at Risk	2	0.0%
	Juv Support	1	0.0%
	Restoration of Parental Rights	1	0.0%
	Total		5,500
Total		11,634	100%

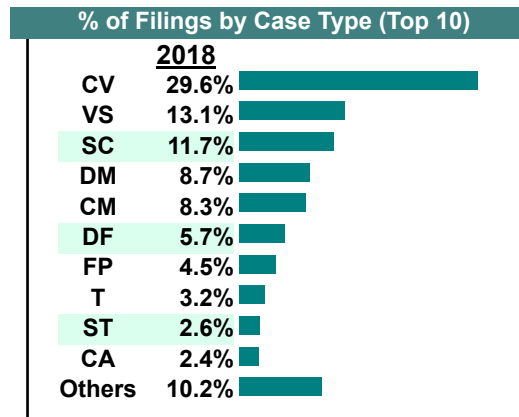
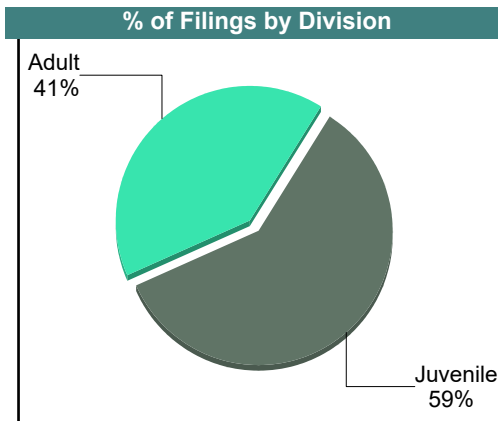
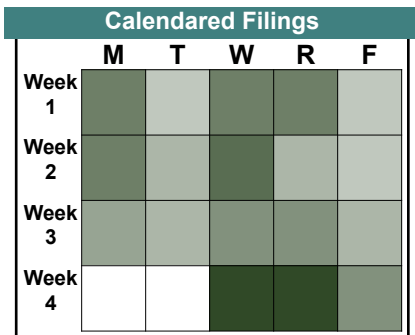
CASELOAD STATISTICS OF THE JUVENILE & DOMESTIC RELATIONS COURTS

December 2018

Hampton

District: 8

		<u>Filings</u>	<u>Hearings</u>	<u>Transactions</u>	<u>Concluded</u>	<u>Cont</u>
<u>Adult</u>						
Bond Forfeiture	BF	0	1	1	1	-
Capias	CA	15	153	153	44	109
Felony	CF	12	64	64	17	47
Misdemeanor	CM	51	237	237	61	176
Family Abuse - Prot Order	FP	28	54	54	35	19
Motion - Prot Order	MP	3	4	4	3	1
Violation of PO	PV	2	2	2	2	-
Show Cause	SC	56	167	167	56	111
SL/Other	SL	3	4	4	2	2
Civil Support	VS	81	178	178	71	107
Adult Total		251	864	864	292	572
<u>Juvenile</u>						
Abuse or Neglect	AN	14	29	29	1	28
Non-Family Abuse Prot Order	AP	1	3	3	1	2
Capias	CA	0	2	2	0	2
Custody Relief	CR	1	1	1	0	1
Custody Visitation	CV	183	342	342	176	162
Felony	DF	35	89	89	5	84
Misdemeanor	DM	54	167	167	40	127
Foster Care Review	FC	5	5	5	5	-
Initial Foster Care	IF	1	1	1	1	-
Permanency	PH	3	3	3	3	-
Petition	PT	7	12	12	5	7
Show Cause	SC	16	32	32	8	24
Status	ST	16	23	23	11	12
Traffic	T	20	25	27	13	14
Truancy	TR	10	39	39	11	28
Voluntary Continuing Services Agreement	VA	1	1	1	1	-
Juvenile Total		367	774	776	281	491
Hampton Totals		618	1,638	1,640	573	1,063



CASELOAD STATISTICS OF THE JUVENILE & DOMESTIC RELATIONS COURTS

November 2018

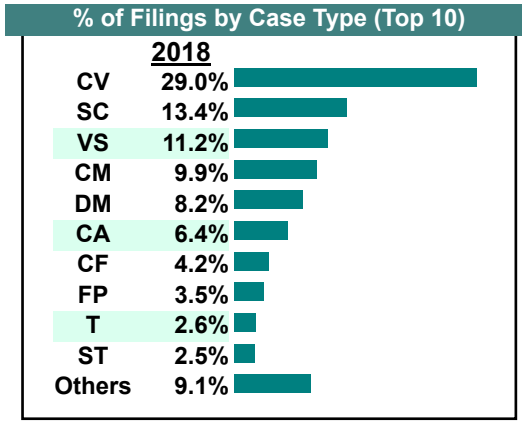
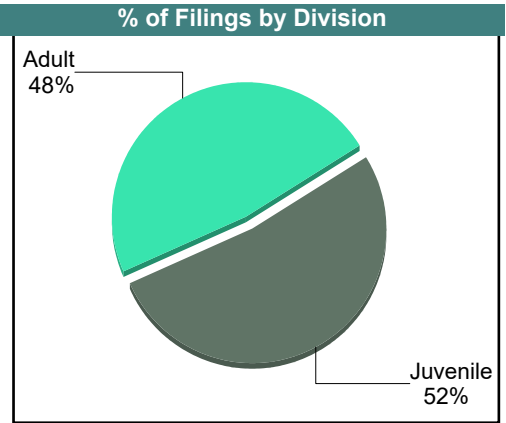
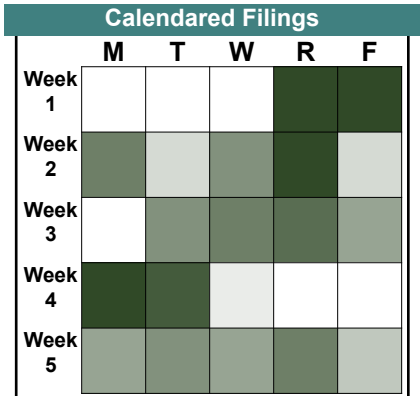
Hampton

District: 8

		<u>Filings</u>	<u>Hearings</u>	<u>Transactions</u>	<u>Concluded</u>	<u>Cont</u>
Adult						
Non-Family Abuse Prot Order	AP	2	4	4	4	-
Bond Forfeiture	BF	0	3	3	2	1
Capias	CA	46	224	224	72	152
Felony	CF	32	118	118	36	82
Misdemeanor	CM	76	318	318	80	238
Family Abuse - Prot Order	FP	27	47	47	26	21
Motion - Prot Order	MP	2	2	2	0	-
Violation of PO	PV	1	1	1	1	-
Remand Support	RS	1	1	1	1	-
Show Cause	SC	92	237	237	96	141
SL/Other	SL	1	1	1	1	-
Civil Support	VS	86	179	179	96	83
Adult Total		366	1,135	1,135	415	718

Juvenile						
Abuse or Neglect	AN	2	6	6	2	4
Non-Family Abuse Prot Order	AP	15	20	20	11	9
Capias	CA	3	8	8	4	4
Custody Visitation	CV	223	484	484	265	219
Felony	DF	7	93	93	35	58
Misdemeanor	DM	63	212	212	61	151
Foster Care Review	FC	1	1	1	1	-
Initial Foster Care	IF	2	2	2	2	-
Permanency	PH	3	3	3	3	-
Petition	PT	8	18	18	9	9
Remand Custody	RC	2	2	2	2	-
Remand Visitation	RV	2	2	2	2	-
Show Cause	SC	11	30	30	12	18
Status	ST	19	29	29	23	6
Traffic	T	20	34	39	23	16
Truancy	TR	19	34	34	6	28
Voluntary Continuing Services Agreement	VA	2	2	2	2	-
Juvenile Total		402	980	985	463	522

Hampton Totals		768	2,115	2,120	878	1,240
-----------------------	--	------------	--------------	--------------	------------	--------------



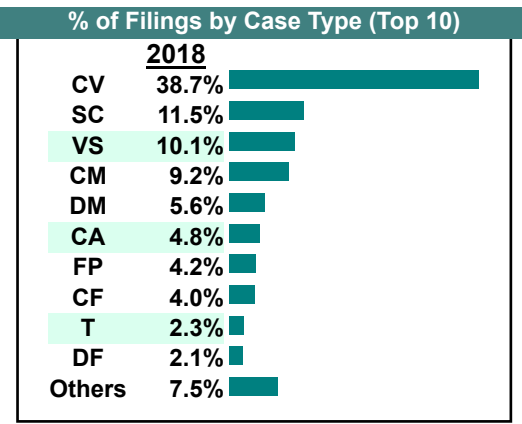
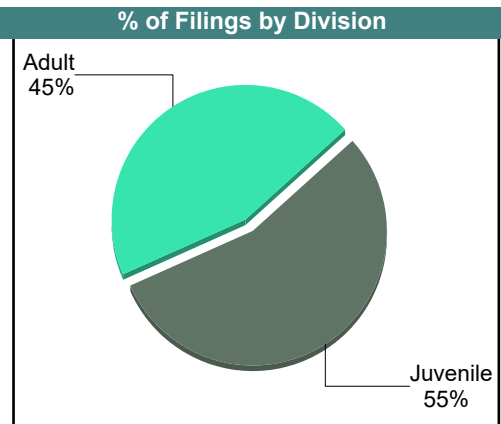
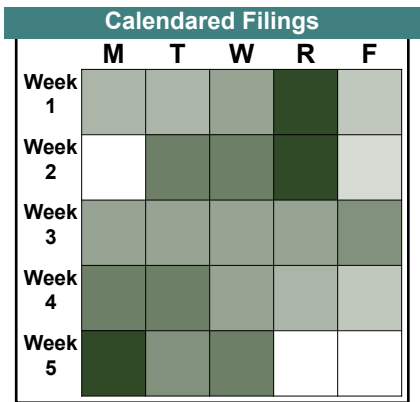
CASELOAD STATISTICS OF THE JUVENILE & DOMESTIC RELATIONS COURTS

October 2018

Hampton

District: 8

		<u>Filings</u>	<u>Hearings</u>	<u>Transactions</u>	<u>Concluded</u>	<u>Cont</u>
Adult						
Non-Family Abuse Prot Order	AP	2	2	2	0	2
Bond Forfeiture	BF	2	2	2	1	1
Capias	CA	36	182	182	64	118
Felony	CF	32	113	113	23	90
Misdemeanor	CM	73	360	360	117	243
Family Abuse - Prot Order	FP	33	56	56	39	17
Motion - Prot Order	MP	6	8	8	8	-
Violation of PO	PV	7	7	7	7	-
Show Cause	SC	83	242	242	106	135
SL/Other	SL	3	4	4	2	2
Civil Support	VS	80	187	187	78	109
Adult Total		357	1,163	1,163	445	717
Juvenile						
Abuse or Neglect	AN	1	7	7	3	4
Non-Family Abuse Prot Order	AP	0	2	2	1	1
Capias	CA	2	5	5	3	2
Custody Visitation	CV	306	568	568	313	253
Felony	DF	17	131	131	12	119
Misdemeanor	DM	44	207	207	53	154
Foster Care Review	FC	1	1	1	1	-
Initial Foster Care	IF	1	1	1	1	-
Permanency	PH	7	7	7	7	-
Petition	PT	4	10	10	4	6
Show Cause	SC	8	25	25	13	11
Status	ST	12	26	26	17	8
Traffic	T	18	39	44	31	13
Term Parental Rights	TP	10	14	14	10	4
Truancy	TR	1	26	26	15	11
Voluntary Continuing Services Agreement	VA	2	3	3	2	1
Juvenile Total		434	1,072	1,077	486	587
Hampton Totals		791	2,235	2,240	931	1,304



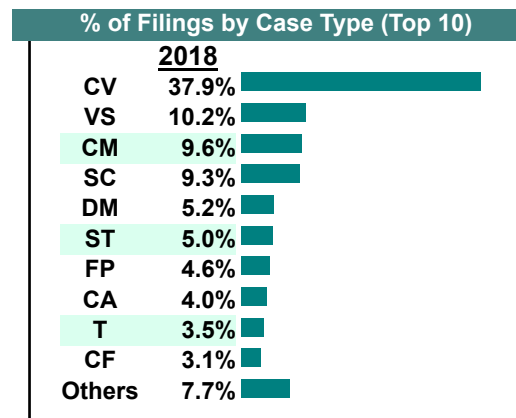
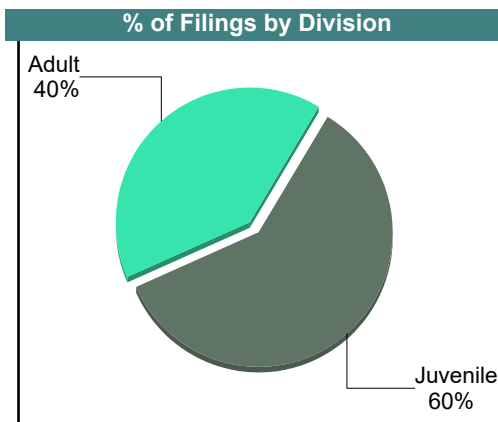
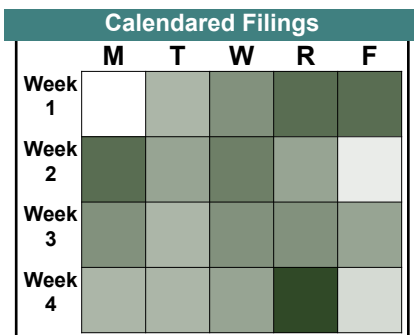
CASELOAD STATISTICS OF THE JUVENILE & DOMESTIC RELATIONS COURTS

September 2018

Hampton

District: 8

		<u>Filings</u>	<u>Hearings</u>	<u>Transactions</u>	<u>Concluded</u>	<u>Cont</u>
<u>Adult</u>						
Bond Forfeiture	BF	1	7	7	0	7
Capias	CA	25	171	171	60	111
Felony	CF	21	86	86	16	70
Misdemeanor	CM	65	288	288	63	225
Family Abuse - Prot Order	FP	31	53	53	24	29
Motion - Prot Order	MP	3	3	3	1	2
Violation of PO	PV	3	3	3	3	-
Remand Support	RS	2	2	2	2	-
Show Cause	SC	53	222	222	88	134
SL/Other	SL	1	1	1	0	1
Civil Support	VS	69	151	151	59	92
Adult Total		274	987	987	316	671
<u>Juvenile</u>						
Abuse or Neglect	AN	2	7	7	0	7
Non-Family Abuse Prot Order	AP	2	3	3	0	3
Capias	CA	2	4	4	0	4
Custody Visitation	CV	257	485	485	192	293
Felony	DF	15	92	92	17	75
Misdemeanor	DM	35	154	154	35	119
Foster Care Review	FC	3	3	3	3	-
Permanency	PH	1	1	1	1	-
Petition	PT	5	15	15	7	8
Remand Custody	RC	5	5	5	5	-
Remand Visitation	RV	6	6	6	6	-
Show Cause	SC	10	24	24	10	14
Status	ST	34	50	50	30	20
Traffic	T	24	30	33	19	14
Truancy	TR	1	24	24	11	13
Voluntary Continuing Services Agreement	VA	2	2	2	1	-
Juvenile Total		404	905	908	337	570
Hampton Totals		678	1,892	1,895	653	1,241



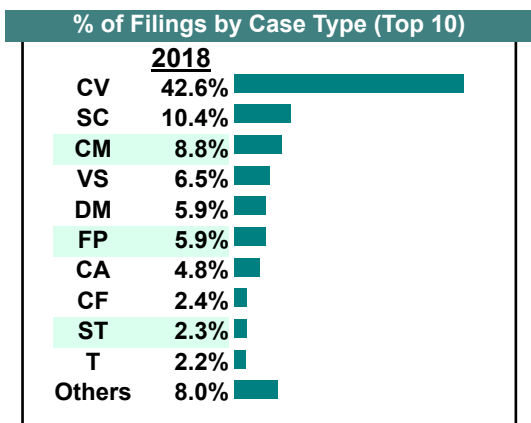
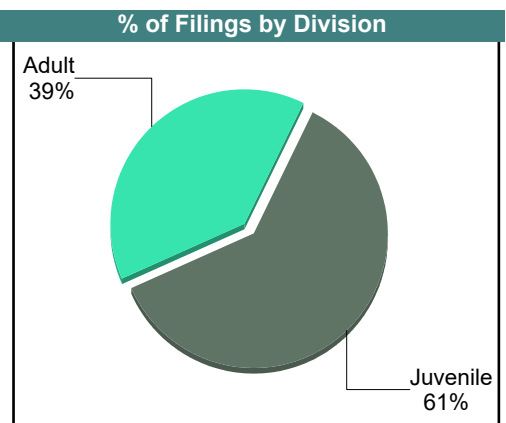

CASELOAD STATISTICS OF THE JUVENILE & DOMESTIC RELATIONS COURTS

Hampton

District: 8

August 2018

		<u>Filings</u>	<u>Hearings</u>	<u>Transactions</u>	<u>Concluded</u>	<u>Cont</u>
<u>Adult</u>						
Bond Forfeiture	BF	2	2	2	0	2
Capias	CA	40	198	198	59	139
Felony	CF	20	80	80	27	53
Misdemeanor	CM	73	292	292	86	206
Family Abuse - Prot Order	FP	49	80	80	51	29
Motion - Prot Order	MP	0	1	1	1	-
Violation of PO	PV	4	4	4	4	-
Remand Support	RS	3	3	3	3	-
Show Cause	SC	76	255	255	112	143
SL/Other	SL	1	1	1	1	-
Civil Support	VS	54	154	154	66	87
Adult Total		322	1,070	1,070	410	659
<u>Juvenile</u>						
Abuse or Neglect	AN	3	21	21	11	10
Non-Family Abuse Prot Order	AP	0	3	3	2	1
Capias	CA	0	5	5	3	2
Custody Visitation	CV	352	616	616	326	286
Felony	DF	14	137	137	10	127
Misdemeanor	DM	49	175	175	29	146
Foster Care Review	FC	5	7	7	6	1
Initial Foster Care	IF	6	6	6	6	-
Permanency	PH	2	3	3	2	1
Petition	PT	9	18	18	6	12
Remand Custody	RC	6	6	6	6	-
Remand Visitation	RV	6	6	6	6	-
Show Cause	SC	10	34	34	14	20
Status	ST	19	31	31	19	12
Traffic	T	18	24	30	19	11
Term Parental Rights	TP	2	2	2	2	-
Truancy	TR	2	49	49	18	31
Voluntary Continuing Services Agreement	VA	1	1	1	1	-
Juvenile Total		504	1,144	1,150	486	660
Hampton Totals		826	2,214	2,220	896	1,319



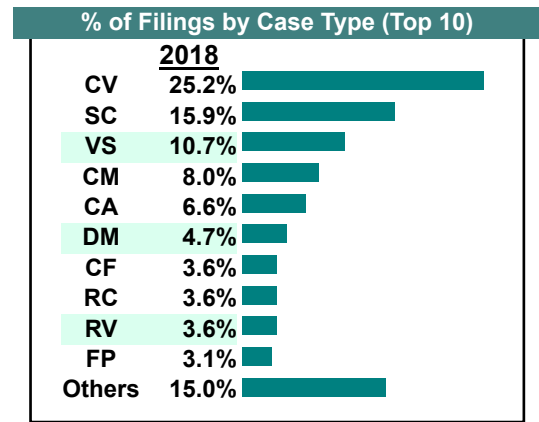
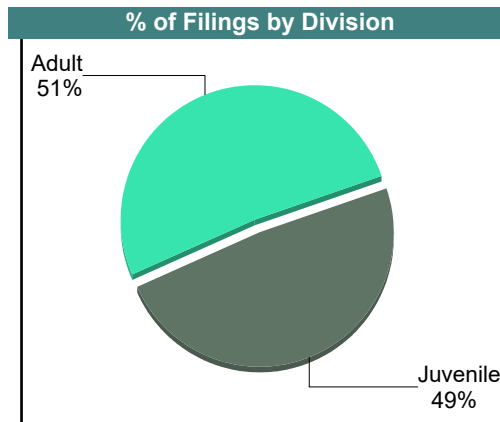

CASELOAD STATISTICS OF THE JUVENILE & DOMESTIC RELATIONS COURTS

July 2018

Hampton

District: 8

		<u>Filings</u>	<u>Hearings</u>	<u>Transactions</u>	<u>Concluded</u>	<u>Cont</u>
Adult						
Non-Family Abuse Prot Order	AP	1	4	4	2	2
Bond Forfeiture	BF	2	3	3	3	-
Capias	CA	57	230	230	57	173
Felony	CF	32	114	114	29	85
Misdemeanor	CM	70	377	377	116	261
Family Abuse - Prot Order	FP	27	48	48	31	17
Violation of PO	PV	4	4	4	4	-
Remand Support	RS	26	26	26	26	-
Show Cause	SC	135	284	284	118	165
SL/Other	SL	3	3	3	2	1
Civil Support	VS	94	230	230	104	126
Adult Total		451	1,323	1,323	492	830
Juvenile						
Abuse or Neglect	AN	6	12	12	0	12
Non-Family Abuse Prot Order	AP	0	1	1	1	-
Capias	CA	1	13	13	6	7
Custody Visitation	CV	222	464	464	246	218
Felony	DF	12	175	175	56	119
Misdemeanor	DM	41	224	224	78	146
Foster Care Review	FC	14	14	14	13	1
Permanency	PH	4	4	4	4	-
Petition	PT	10	14	14	6	8
Remand Custody	RC	32	32	32	32	-
Remand Visitation	RV	32	32	32	32	-
Show Cause	SC	5	36	36	10	26
Status	ST	20	32	32	19	13
Traffic	T	21	29	32	18	14
Term Parental Rights	TP	0	2	2	0	2
Truancy	TR	4	34	34	10	24
Voluntary Continuing Services Agreement	VA	5	5	5	5	-
Juvenile Total		429	1,123	1,126	536	590
Hampton Totals		880	2,446	2,449	1,028	1,420



CASELOAD STATISTICS OF THE JUVENILE & DOMESTIC RELATIONS COURTS

June 2018

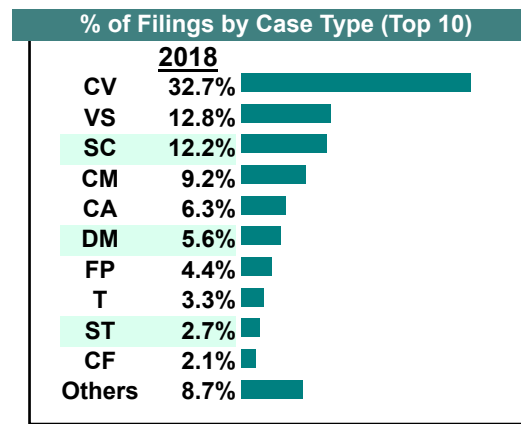
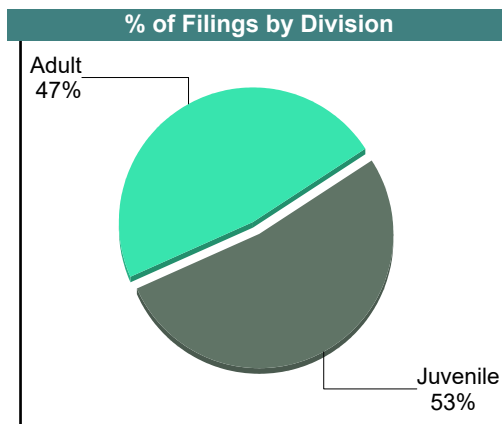
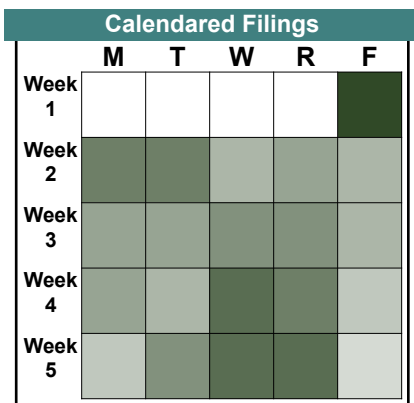
Hampton

District: 8

		<u>Filings</u>	<u>Hearings</u>	<u>Transactions</u>	<u>Concluded</u>	<u>Cont</u>
Adult						
Non-Family Abuse Prot Order	AP	2	2	2	1	1
Bond Forfeiture	BF	2	3	3	2	1
Capias	CA	53	220	220	65	155
Felony	CF	18	102	102	31	71
Misdemeanor	CM	79	398	398	106	292
Family Abuse - Prot Order	FP	38	63	63	36	27
Motion - Prot Order	MP	3	3	3	2	1
Violation of PO	PV	3	3	3	3	-
Remand Support	RS	6	6	6	6	-
Show Cause	SC	93	255	255	95	160
Civil Support	VS	110	201	201	91	110
Adult Total		407	1,256	1,256	438	818

		<u>Filings</u>	<u>Hearings</u>	<u>Transactions</u>	<u>Concluded</u>	<u>Cont</u>
Juvenile						
Abuse or Neglect	AN	9	17	17	6	11
Non-Family Abuse Prot Order	AP	3	8	8	2	6
Capias	CA	1	11	11	5	6
Custody Visitation	CV	281	499	499	274	225
Felony	DF	17	224	224	43	181
Misdemeanor	DM	48	266	266	60	206
Foster Care Review	FC	3	6	6	6	-
Permanency	PH	5	6	6	5	1
Petition	PT	5	18	18	12	6
Remand Custody	RC	5	5	5	5	-
Remand Visitation	RV	5	5	5	5	-
Show Cause	SC	12	35	35	14	21
Status	ST	23	34	34	20	14
Traffic	T	28	36	39	23	16
Term Parental Rights	TP	4	4	4	2	2
Truancy	TR	0	36	36	18	18
Voluntary Continuing Services Agreement	VA	3	3	3	3	-
Juvenile Total		452	1,213	1,216	503	713

Hampton Totals		859	2,469	2,472	941	1,531
-----------------------	--	------------	--------------	--------------	------------	--------------



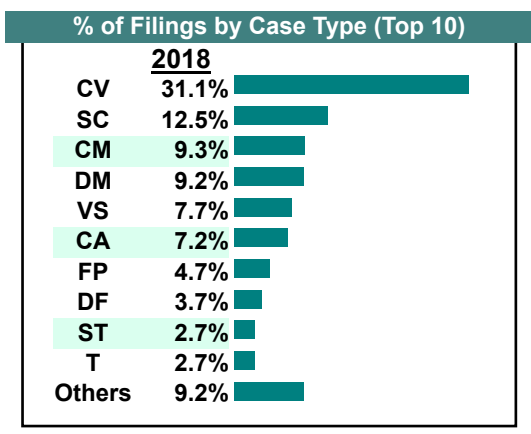
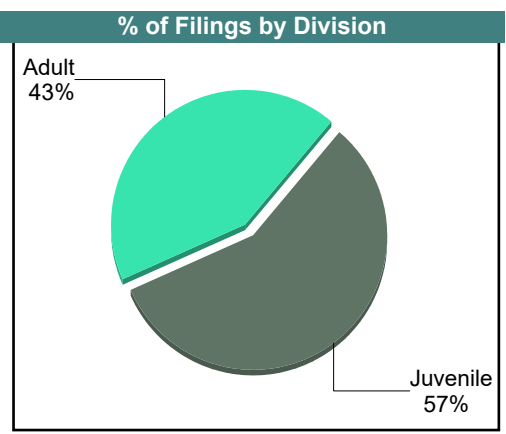

CASELOAD STATISTICS OF THE JUVENILE & DOMESTIC RELATIONS COURTS

May 2018

Hampton

District: 8

		<u>Filings</u>	<u>Hearings</u>	<u>Transactions</u>	<u>Concluded</u>	<u>Cont</u>
<u>Adult</u>						
Non-Family Abuse Prot Order	AP	0	1	1	1	-
Bond Forfeiture	BF	2	4	4	0	4
Capias	CA	64	226	226	61	165
Felony	CF	15	122	122	39	83
Misdemeanor	CM	86	396	396	97	299
Family Abuse - Prot Order	FP	43	66	66	37	29
Remand Support	RS	7	7	7	7	-
Show Cause	SC	105	302	302	133	169
SL/Other	SL	2	2	2	2	-
Civil Support	VS	71	144	144	67	77
Adult Total		395	1,270	1,270	444	826
<u>Juvenile</u>						
Abuse or Neglect	AN	0	4	4	3	1
Non-Family Abuse Prot Order	AP	3	4	4	1	3
Capias	CA	2	12	12	0	12
Custody Relief	CR	1	1	1	1	-
Custody Visitation	CV	287	498	498	291	207
Felony	DF	34	352	352	68	284
Misdemeanor	DM	85	303	303	65	238
Entrustment	ET	2	2	2	2	-
Foster Care Review	FC	10	10	10	7	3
Initial Foster Care	IF	3	3	3	3	-
Permanency	PH	3	3	3	3	-
Petition	PT	2	10	10	5	5
Remand Custody	RC	10	10	10	10	-
Remand Visitation	RV	10	10	10	10	-
Show Cause	SC	10	51	51	14	37
Status	ST	25	37	37	25	12
Traffic	T	25	42	42	27	15
Truancy	TR	15	81	81	18	63
Juvenile Total		527	1,433	1,433	553	880
Hampton Totals		922	2,703	2,703	997	1,706



CASELOAD STATISTICS OF THE JUVENILE & DOMESTIC RELATIONS COURTS

April 2018

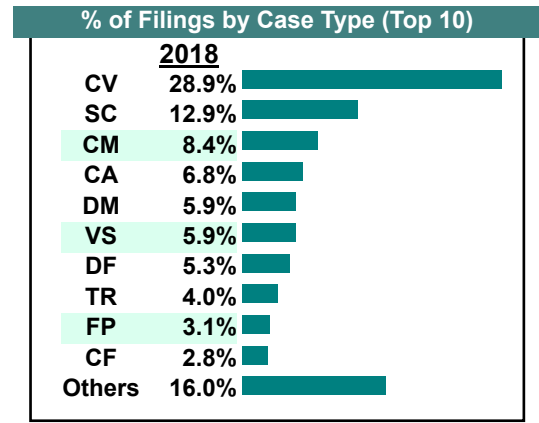
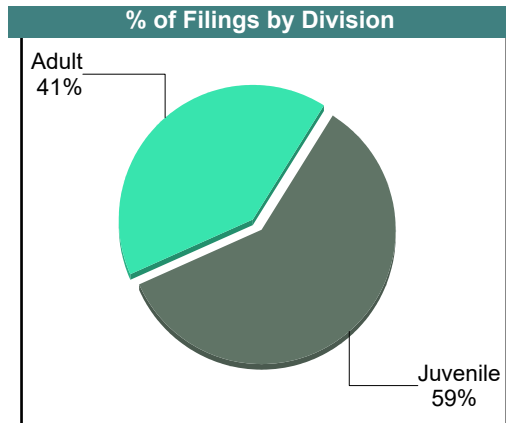
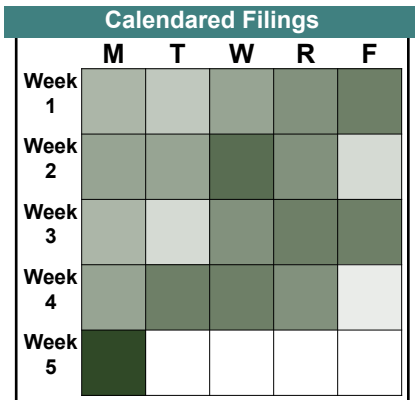
Hampton

District: 8

		<u>Filings</u>	<u>Hearings</u>	<u>Transactions</u>	<u>Concluded</u>	<u>Cont</u>
Adult						
Non-Family Abuse Prot Order	AP	1	2	2	0	2
Bond Forfeiture	BF	1	1	1	1	-
Capias	CA	62	202	202	61	141
Felony	CF	27	130	130	21	109
Misdemeanor	CM	81	363	363	80	283
Family Abuse - Prot Order	FP	30	55	55	32	23
Violation of PO	PV	5	5	5	5	-
Remand Support	RS	15	15	15	15	-
Show Cause	SC	105	263	263	112	151
SL/Other	SL	7	7	7	7	-
Civil Support	VS	57	164	164	77	87
Adult Total		391	1,207	1,207	411	796

Juvenile						
Abuse or Neglect	AN	4	13	13	7	6
Non-Family Abuse Prot Order	AP	2	2	2	1	1
Capias	CA	3	9	9	2	7
Custody Visitation	CV	278	534	534	309	225
Felony	DF	51	278	278	22	256
Misdemeanor	DM	57	201	201	42	159
Foster Care Review	FC	3	4	4	4	-
Initial Foster Care	IF	3	3	3	3	-
Permanency	PH	9	11	11	9	2
Petition	PT	9	14	14	9	5
Remand Custody	RC	24	24	24	24	-
Remand Visitation	RV	24	24	24	24	-
Show Cause	SC	19	43	43	11	32
Status	ST	14	18	18	14	4
Traffic	T	24	36	38	20	18
Term Parental Rights	TP	6	6	6	6	-
Truancy	TR	38	100	100	23	77
Voluntary Continuing Services Agreement	VA	3	3	3	3	-
Juvenile Total		571	1,323	1,325	533	792

Hampton Totals		962	2,530	2,532	944	1,588
-----------------------	--	------------	--------------	--------------	------------	--------------



CASELOAD STATISTICS OF THE JUVENILE & DOMESTIC RELATIONS COURTS

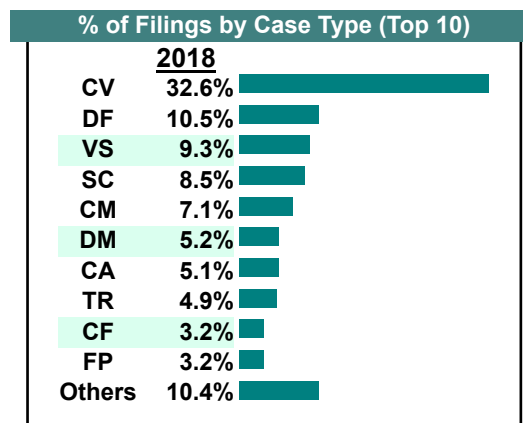
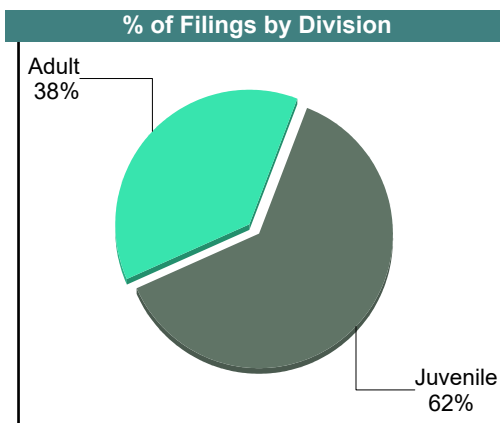

March 2018

Hampton

District: 8

		<u>Filings</u>	<u>Hearings</u>	<u>Transactions</u>	<u>Concluded</u>	<u>Cont</u>
<u>Adult</u>						
Non-Family Abuse Prot Order	AP	2	4	4	2	2
Bond Forfeiture	BF	0	1	1	1	-
Capias	CA	47	232	232	69	163
Felony	CF	30	132	132	23	109
Misdemeanor	CM	66	332	332	81	251
Family Abuse - Prot Order	FP	30	59	59	36	23
Motion - Prot Order	MP	4	4	4	4	-
Violation of PO	PV	1	1	1	1	-
Remand Support	RS	9	9	9	9	-
Protective Order	SA	1	1	1	0	-
Show Cause	SC	72	262	262	115	147
SL/Other	SL	3	3	3	3	-
Civil Support	VS	87	204	204	91	113
Adult Total		352	1,244	1,244	435	808

<u>Juvenile</u>						
Abuse or Neglect	AN	2	19	19	10	9
Non-Family Abuse Prot Order	AP	0	1	1	1	-
Capias	CA	1	8	8	0	8
Custody Relief	CR	0	1	1	1	-
Custody Visitation	CV	305	570	570	280	290
Felony	DF	98	307	307	26	281
Misdemeanor	DM	49	209	209	44	165
Foster Care Review	FC	2	2	2	1	1
Initial Foster Care	IF	6	6	6	6	-
Permanency	PH	5	5	5	5	-
Petition	PT	9	22	22	6	16
Remand Custody	RC	15	15	15	15	-
Remand Visitation	RV	15	15	15	15	-
Show Cause	SC	8	32	32	5	27
Status	ST	7	15	15	10	5
Traffic	T	16	22	27	19	8
Term Parental Rights	TP	0	4	4	4	-
Truancy	TR	46	126	126	22	104
Juvenile Total		584	1,379	1,384	470	914
Hampton Totals		936	2,623	2,628	905	1,722



CASELOAD STATISTICS OF THE JUVENILE & DOMESTIC RELATIONS COURTS

Hampton

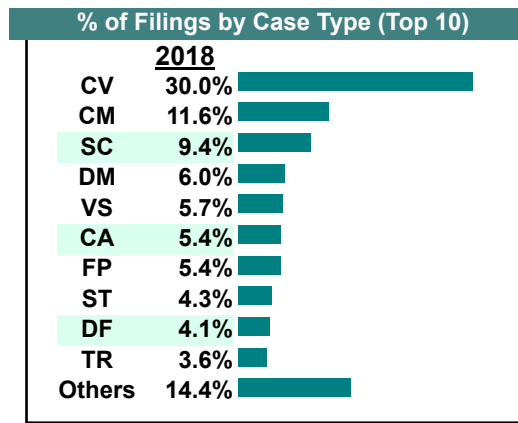
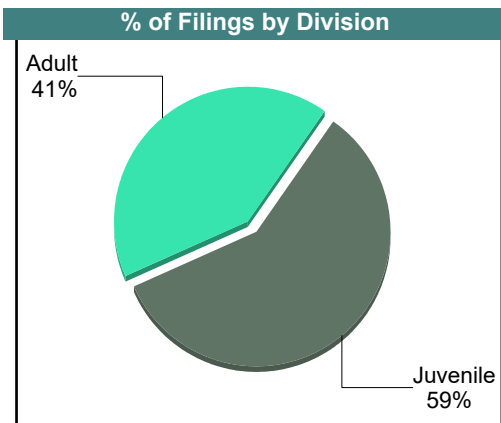

District: 8

February 2018

		<u>Filings</u>	<u>Hearings</u>	<u>Transactions</u>	<u>Concluded</u>	<u>Cont</u>
Adult						
Non-Family Abuse Prot Order	AP	1	1	1	1	-
Bond Forfeiture	BF	1	1	1	0	1
Capias	CA	39	184	184	40	144
Felony	CF	21	103	103	34	69
Misdemeanor	CM	83	349	349	89	260
Family Abuse - Prot Order	FP	39	71	71	34	37
Violation of PO	PV	3	3	3	3	-
Remand Support	RS	8	8	8	8	-
Show Cause	SC	58	287	287	122	165
SL/Other	SL	2	2	2	2	-
Civil Support	VS	41	148	148	56	92
Adult Total		296	1,157	1,157	389	768

Juvenile						
Abuse or Neglect	AN	11	26	26	5	21
Non-Family Abuse Prot Order	AP	1	1	1	0	1
Capias	CA	0	6	6	2	4
Custody Visitation	CV	215	479	479	266	213
Felony	DF	29	146	146	10	136
Misdemeanor	DM	43	187	187	47	140
Foster Care Review	FC	2	3	3	2	1
Initial Foster Care	IF	6	6	6	6	-
Permanency	PH	4	6	6	4	2
Petition	PT	2	11	11	3	8
Remand Custody	RC	12	12	12	12	-
Remand Visitation	RV	11	11	11	11	-
Show Cause	SC	9	26	26	10	16
Status	ST	31	47	47	38	9
Traffic	T	10	20	22	16	6
Term Parental Rights	TP	6	8	8	6	2
Truancy	TR	26	66	66	12	54
Voluntary Continuing Services Agreement	VA	2	2	2	2	-
Juvenile Total		420	1,063	1,065	452	613

Hampton Totals		716	2,220	2,222	841	1,381
-----------------------	--	------------	--------------	--------------	------------	--------------



CASELOAD STATISTICS OF THE JUVENILE & DOMESTIC RELATIONS COURTS

January 2018

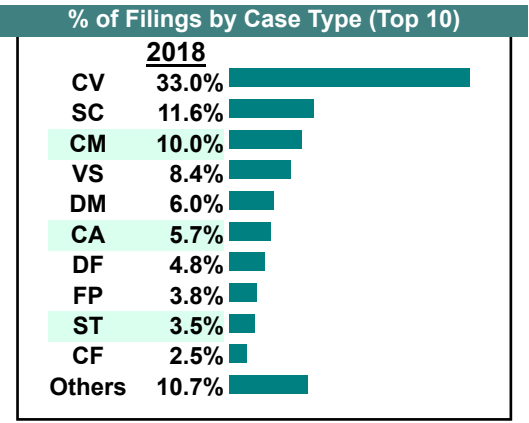
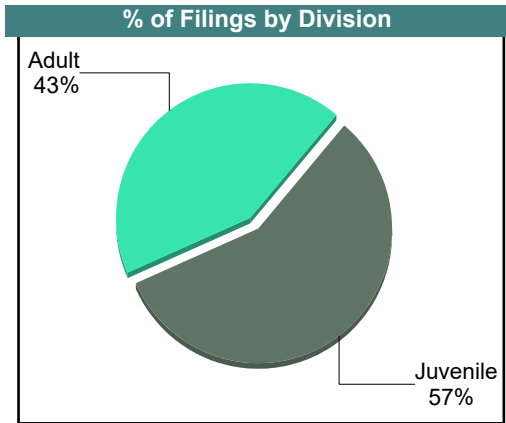

Hampton

District: 8

		<u>Filings</u>	<u>Hearings</u>	<u>Transactions</u>	<u>Concluded</u>	<u>Cont</u>
Adult						
Non-Family Abuse Prot Order	AP	0	1	1	1	-
Bond Forfeiture	BF	1	1	1	0	1
Capias	CA	50	190	190	60	130
Felony	CF	22	111	111	27	84
Misdemeanor	CM	89	372	372	95	277
Family Abuse - Prot Order	FP	34	62	62	28	34
Motion - Prot Order	MP	1	2	2	1	1
Violation of PO	PV	1	1	1	1	-
Remand Support	RS	11	11	11	11	-
Show Cause	SC	96	321	321	87	234
SL/Other	SL	2	4	4	2	2
Civil Support	VS	75	179	179	48	131
Adult Total		382	1,255	1,255	361	894

Juvenile						
Abuse or Neglect	AN	4	18	18	5	13
Capias	CA	1	14	14	4	10
Custody Relief	CR	0	1	1	0	1
Custody Visitation	CV	295	583	583	264	319
Felony	DF	43	210	210	29	181
Misdemeanor	DM	54	247	247	39	208
Foster Care Review	FC	4	4	4	4	-
Initial Foster Care	IF	1	2	2	1	1
Permanency	PH	5	8	8	5	3
Petition	PT	9	15	15	6	9
Remand Custody	RC	14	14	14	14	-
Remand Visitation	RV	18	18	18	18	-
Show Cause	SC	8	38	38	10	28
Status	ST	31	41	41	22	19
Traffic	T	14	26	26	11	15
Term Parental Rights	TP	2	4	4	0	4
Truancy	TR	5	32	32	6	26
Voluntary Continuing Services Agreement	VA	4	4	4	4	-
Juvenile Total		512	1,279	1,279	442	837

Hampton Totals		894	2,534	2,534	803	1,731
-----------------------	--	------------	--------------	--------------	------------	--------------



Filings by Court & Division

		<u>Hampton</u>		
A	Show Cause	1,024	10.4%	
	Civil Support	905	9.2%	
	Adult Misdemeanor	892	9.1%	
	Capias	534	5.4%	
	Family Abuse - Prot Order	409	4.2%	
	Adult Felony	282	2.9%	
	Remand Support	88	0.9%	
	Violation of PO	34	0.3%	
	SL/Other	28	0.3%	
	Motion - Prot Order	22	0.2%	
	Bond Forfeiture	14	0.1%	
	Non-Family Abuse Prot Order	11	0.1%	
	Protective Order	1	0.0%	
	Total		4,244	43%
J	Custody Visitation	3,204	32.5%	
	Delinquency	994	10.1%	
	Status Offense/Other	251	2.5%	
	Traffic	238	2.4%	
	Truancy	167	1.7%	
	Remand Visitation	129	1.3%	
	Show Cause	126	1.3%	
	Remand Custody	125	1.3%	
	Paternity	79	0.8%	
	Abuse or Neglect	58	0.6%	
	Foster Care Review	53	0.5%	
	Permanency	51	0.5%	
	Term Parental Rights	30	0.3%	
	Initial Foster Care	29	0.3%	
	Non-Family Abuse Prot Order	27	0.3%	
	Voluntary Continuing Services Agree	25	0.3%	
	Capias	16	0.2%	
	Custody Relief	2	0.0%	
	Entrustment	2	0.0%	
	Total		5,606	57%
	Total		9,850	100%

CASELOAD STATISTICS OF THE JUVENILE & DOMESTIC RELATIONS COURTS

Charles City

District: 9

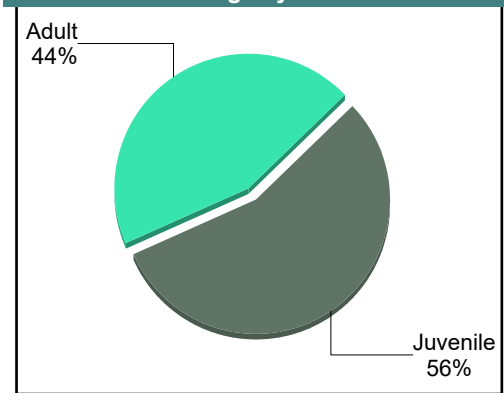
December 2018

		<u>Filings</u>	<u>Hearings</u>	<u>Transactions</u>	<u>Concluded</u>	<u>Cont</u>
<u>Adult</u>						
Felony	CF	2	8	8	6	2
Misdemeanor	CM	0	1	1	1	-
Family Abuse - Prot Order	FP	0	1	1	0	1
Motion - Prot Order	MP	2	2	2	2	-
Show Cause	SC	0	1	1	1	-
Civil Support	VS	0	1	1	1	-
Adult Total		4	14	14	11	3
<u>Juvenile</u>						
Custody Visitation	CV	4	5	5	5	-
Felony	DF	0	3	3	3	-
Misdemeanor	DM	0	3	3	2	1
Traffic	T	1	1	1	1	-
Juvenile Total		5	12	12	11	1
Charles City Totals		9	26	26	22	4

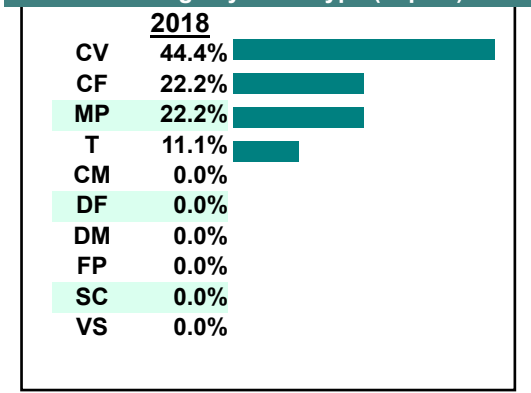
Calendared Filings

	W	F
Week 1	■	
Week 2	■	■
Week 3		

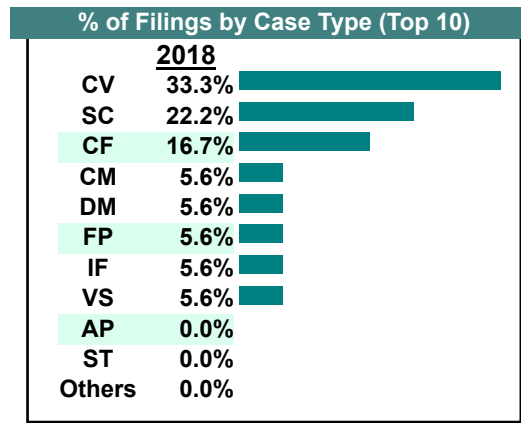
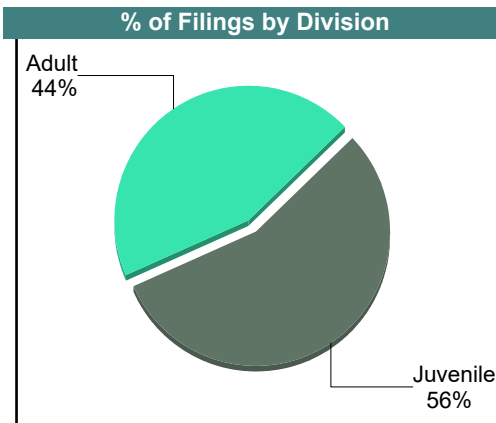
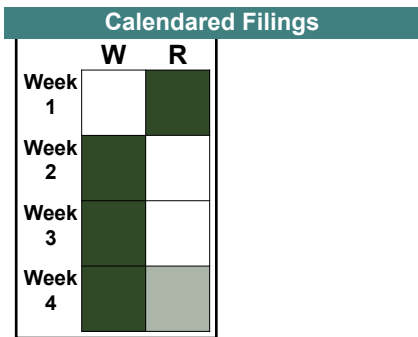
% of Filings by Division



% of Filings by Case Type (Top 10)



		<u>Filings</u>	<u>Hearings</u>	<u>Transactions</u>	<u>Concluded</u>	<u>Cont</u>
Adult						
Felony	CF	3	6	6	3	3
Misdemeanor	CM	1	4	4	3	1
Family Abuse - Prot Order	FP	1	1	1	0	1
Show Cause	SC	2	3	3	2	1
Civil Support	VS	1	7	7	3	4
Adult Total		8	21	21	11	10
Juvenile						
Non-Family Abuse Prot Order	AP	0	1	1	1	-
Custody Visitation	CV	6	13	13	5	8
Misdemeanor	DM	1	6	6	6	-
Initial Foster Care	IF	1	1	1	1	-
Show Cause	SC	2	4	4	0	4
Status	ST	0	2	2	2	-
Traffic	T	0	1	1	1	-
Truancy	TR	0	2	2	0	2
Juvenile Total		10	30	30	16	14
Charles City Totals		18	51	51	27	24



CASELOAD STATISTICS OF THE JUVENILE & DOMESTIC RELATIONS COURTS


October 2018

Charles City

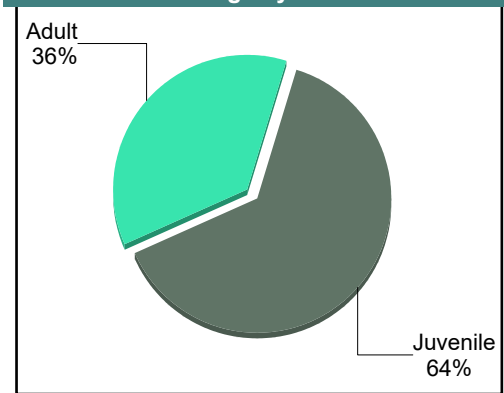
District: 9

		<u>Filings</u>	<u>Hearings</u>	<u>Transactions</u>	<u>Concluded</u>	<u>Cont</u>
<u>Adult</u>						
Felony	CF	1	3	3	0	3
Misdemeanor	CM	1	3	3	1	2
Family Abuse - Prot Order	FP	0	1	1	1	-
Show Cause	SC	2	5	5	2	3
Civil Support	VS	0	3	3	1	2
Adult Total		4	15	15	5	10
<u>Juvenile</u>						
Non-Family Abuse Prot Order	AP	1	1	1	0	1
Custody Visitation	CV	0	2	2	2	-
Misdemeanor	DM	3	3	3	0	3
Status	ST	2	2	2	0	2
Traffic	T	1	1	1	0	1
Juvenile Total		7	9	9	2	7
Charles City Totals		11	24	24	7	17

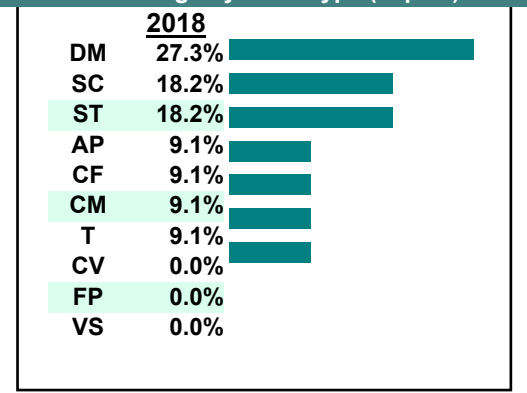
Calendared Filings



% of Filings by Division



% of Filings by Case Type (Top 10)



CASELOAD STATISTICS OF THE JUVENILE & DOMESTIC RELATIONS COURTS

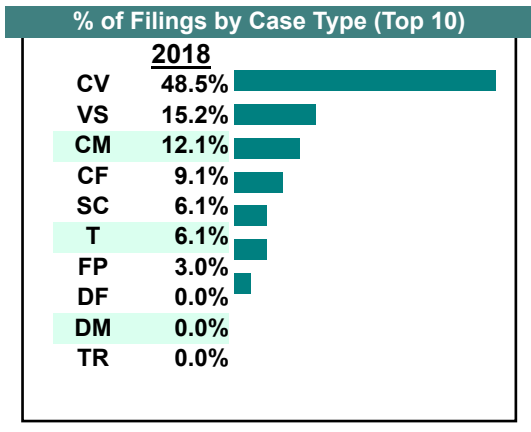
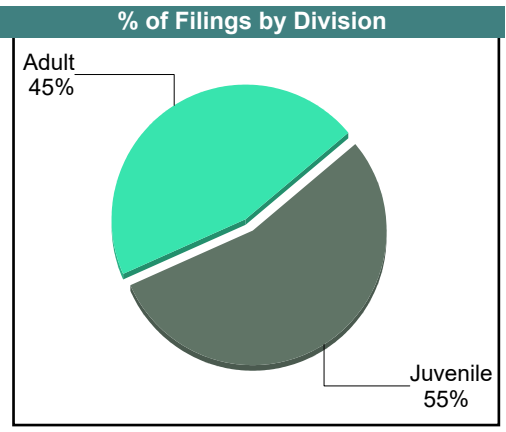
September 2018

Charles City

District: 9

		<u>Filings</u>	<u>Hearings</u>	<u>Transactions</u>	<u>Concluded</u>	<u>Cont</u>
<u>Adult</u>						
Felony	CF	3	9	9	1	8
Misdemeanor	CM	4	10	10	5	5
Family Abuse - Prot Order	FP	1	1	1	1	-
Show Cause	SC	2	2	2	1	1
Civil Support	VS	5	8	8	3	5
Adult Total		15	30	30	11	19
<u>Juvenile</u>						
Custody Visitation	CV	16	38	38	17	21
Felony	DF	0	3	3	0	3
Misdemeanor	DM	0	3	3	1	2
Traffic	T	2	2	2	0	2
Truancy	TR	0	1	1	1	-
Juvenile Total		18	47	47	19	28
Charles City Totals		33	77	77	30	47

Calendared Filings		
	W	R
Week 1		
Week 2	■	
Week 3	■	■
Week 4	■	



CASELOAD STATISTICS OF THE JUVENILE & DOMESTIC RELATIONS COURTS

Charles City

District: 9

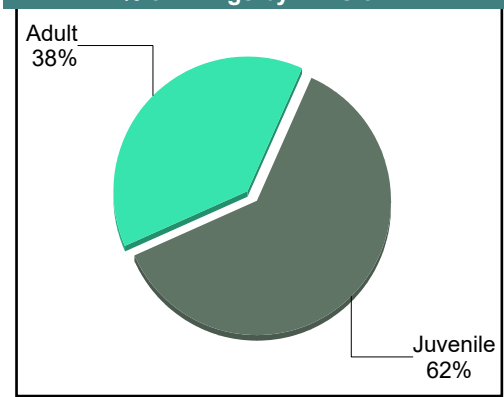
August 2018

		<u>Filings</u>	<u>Hearings</u>	<u>Transactions</u>	<u>Concluded</u>	<u>Cont</u>
<u>Adult</u>						
Felony	CF	2	4	4	2	2
Misdemeanor	CM	1	2	2	1	1
Family Abuse - Prot Order	FP	1	1	1	0	1
Show Cause	SC	3	4	4	2	2
Civil Support	VS	3	7	7	0	7
Adult Total		10	18	18	5	13
<u>Juvenile</u>						
Custody Visitation	CV	15	35	35	14	21
Felony	DF	0	1	1	0	1
Misdemeanor	DM	0	2	2	0	2
Traffic	T	1	1	1	0	1
Truancy	TR	0	2	2	0	2
Juvenile Total		16	41	41	14	27
Charles City Totals		26	59	59	19	40

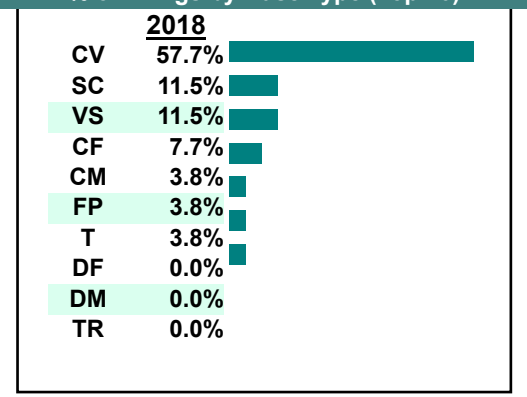
Calendared Filings

	W	R
Week 1		
Week 2		
Week 3		

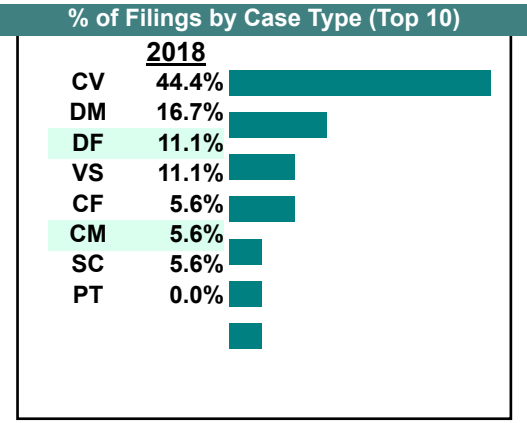
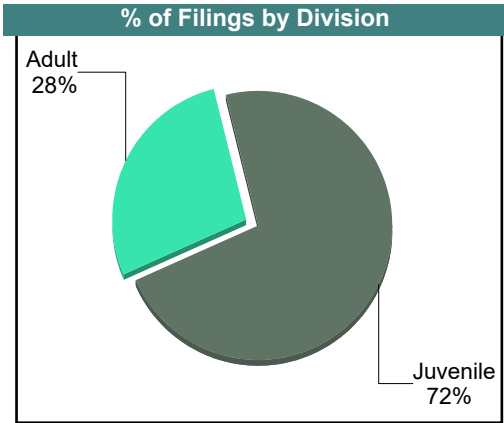
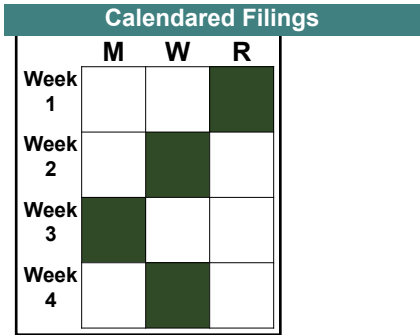
% of Filings by Division



% of Filings by Case Type (Top 10)



		<u>Filings</u>	<u>Hearings</u>	<u>Transactions</u>	<u>Concluded</u>	<u>Cont</u>
Adult						
Felony	CF	1	1	1	0	1
Misdemeanor	CM	1	4	4	0	4
Show Cause	SC	1	4	4	4	-
Civil Support	VS	2	3	3	2	1
Adult Total		5	12	12	6	6
Juvenile						
Custody Visitation	CV	8	9	9	3	6
Felony	DF	2	2	2	0	2
Misdemeanor	DM	3	4	4	0	4
Petition	PT	0	1	1	1	-
Juvenile Total		13	16	16	4	12
Charles City Totals		18	28	28	10	18



CASELOAD STATISTICS OF THE JUVENILE & DOMESTIC RELATIONS COURTS

June 2018

Charles City

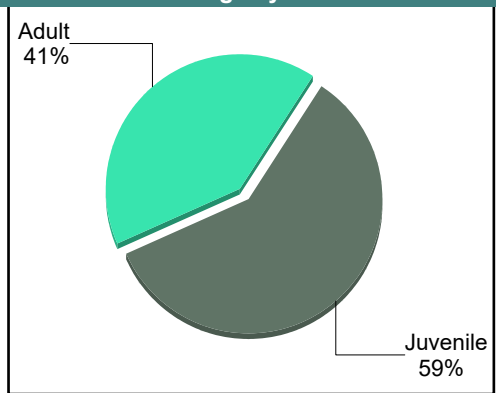
District: 9

		<u>Filings</u>	<u>Hearings</u>	<u>Transactions</u>	<u>Concluded</u>	<u>Cont</u>
Adult						
Capias	CA	0	4	4	2	2
Felony	CF	2	3	3	1	2
Misdemeanor	CM	3	8	8	3	5
Family Abuse - Prot Order	FP	0	2	2	1	1
Remand Support	RS	1	1	1	1	-
Show Cause	SC	1	12	12	5	7
SL/Other	SL	0	1	1	1	-
Civil Support	VS	4	6	6	2	4
Adult Total		11	37	37	16	21
Juvenile						
Custody Visitation	CV	16	29	29	21	8
Felony	DF	0	2	2	0	2
Juvenile Total		16	31	31	21	10
Charles City Totals		27	68	68	37	31

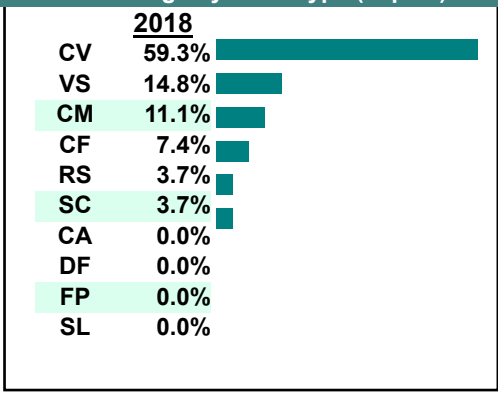
Calendared Filings

	M	W	R	F
Week 1				
Week 2				
Week 3				
Week 4				

% of Filings by Division



% of Filings by Case Type (Top 10)

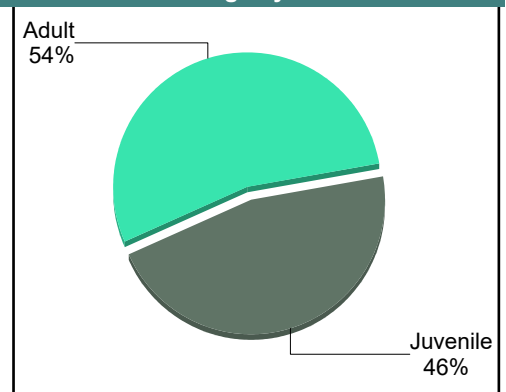


		<u>Filings</u>	<u>Hearings</u>	<u>Transactions</u>	<u>Concluded</u>	<u>Cont</u>
<u>Adult</u>						
Capias	CA	2	3	3	2	1
Felony	CF	0	3	3	2	1
Misdemeanor	CM	5	10	10	4	6
Violation of PO	PV	2	2	2	2	-
Show Cause	SC	3	8	8	2	6
SL/Other	SL	0	1	1	0	1
Civil Support	VS	2	7	7	5	2
Adult Total		14	34	34	17	17
<u>Juvenile</u>						
Custody Visitation	CV	10	26	26	16	10
Misdemeanor	DM	0	3	3	1	2
Petition	PT	1	1	1	0	1
Traffic	T	0	1	1	1	-
Truancy	TR	1	3	3	0	3
Juvenile Total		12	34	34	18	16
Charles City Totals		26	68	68	35	33

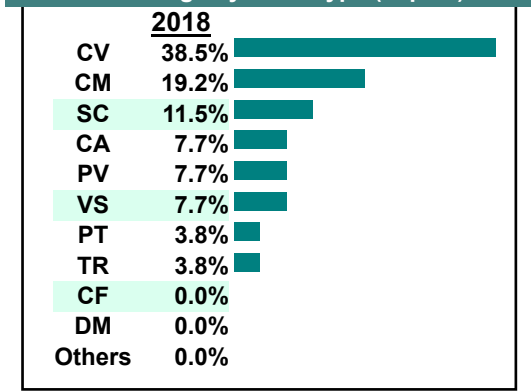
Calendared Filings

	W	R
Week 1		
Week 2		
Week 3		
Week 4		

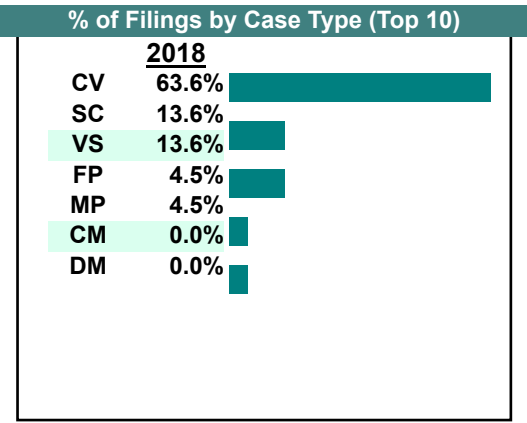
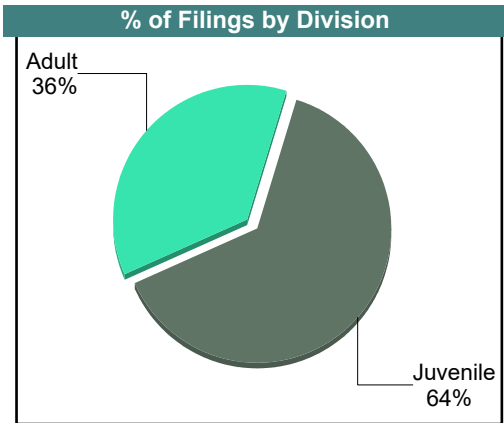
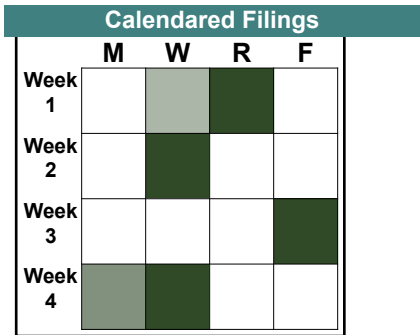
% of Filings by Division



% of Filings by Case Type (Top 10)



		<u>Filings</u>	<u>Hearings</u>	<u>Transactions</u>	<u>Concluded</u>	<u>Cont</u>
Adult						
Misdemeanor	CM	0	3	3	0	3
Family Abuse - Prot Order	FP	1	3	3	1	2
Motion - Prot Order	MP	1	1	1	1	-
Show Cause	SC	3	5	5	0	5
Civil Support	VS	3	4	4	1	3
Adult Total		8	16	16	3	13
Juvenile						
Custody Visitation	CV	14	18	18	6	12
Misdemeanor	DM	0	1	1	1	-
Juvenile Total		14	19	19	7	12
Charles City Totals		22	35	35	10	25



CASELOAD STATISTICS OF THE JUVENILE & DOMESTIC RELATIONS COURTS

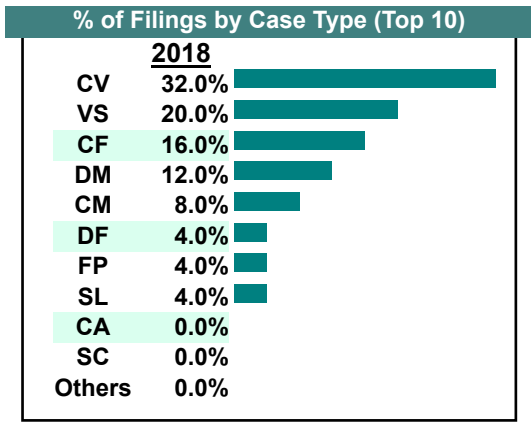
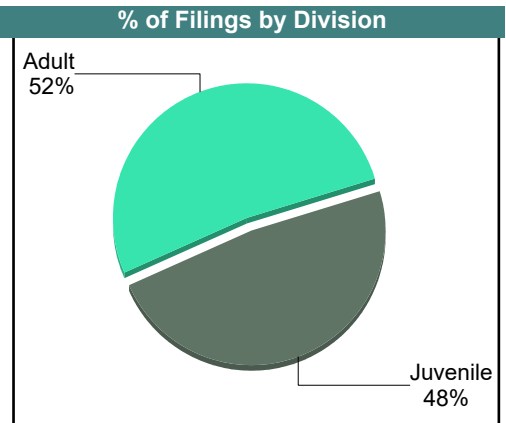
Charles City

District: 9

March 2018

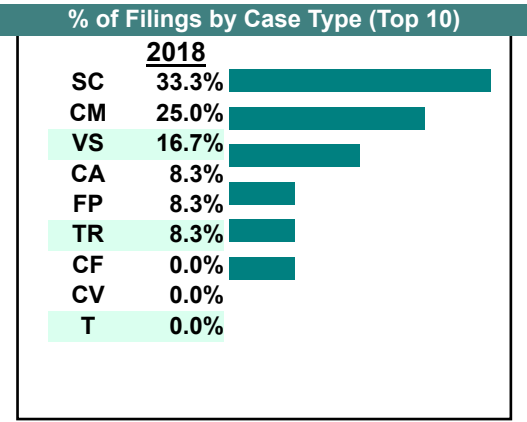
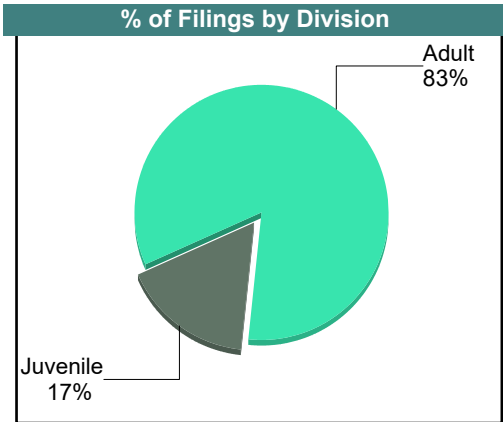
		<u>Filings</u>	<u>Hearings</u>	<u>Transactions</u>	<u>Concluded</u>	<u>Cont</u>
Adult						
Capias	CA	0	6	6	3	3
Felony	CF	4	4	4	1	3
Misdemeanor	CM	2	6	6	1	5
Family Abuse - Prot Order	FP	1	2	2	1	1
Show Cause	SC	0	5	5	3	2
SL/Other	SL	1	1	1	0	1
Civil Support	VS	5	11	11	6	5
Adult Total		13	35	35	15	20
Juvenile						
Custody Visitation	CV	8	18	18	8	10
Felony	DF	1	2	2	0	2
Misdemeanor	DM	3	5	5	0	5
Traffic	T	0	1	1	0	1
Truancy	TR	0	2	2	0	2
Juvenile Total		12	28	28	8	20
Charles City Totals		25	63	63	23	40

Calendared Filings		
	W	R
Week 1		
Week 2		
Week 3		
Week 4		



		<u>Filings</u>	<u>Hearings</u>	<u>Transactions</u>	<u>Concluded</u>	<u>Cont</u>
<u>Adult</u>						
Capias	CA	1	5	5	5	-
Felony	CF	0	2	2	2	-
Misdemeanor	CM	3	12	12	4	8
Family Abuse - Prot Order	FP	1	4	4	2	2
Show Cause	SC	3	10	10	8	2
Civil Support	VS	2	4	4	2	2
Adult Total		10	37	37	23	14
<u>Juvenile</u>						
Custody Visitation	CV	0	20	20	6	14
Show Cause	SC	1	1	1	1	-
Traffic	T	0	1	1	1	-
Truancy	TR	1	3	3	0	3
Juvenile Total		2	25	25	8	17
Charles City Totals		12	62	62	31	31

Calendared Filings		
	W	R
Week 1		
Week 2		
Week 3		
Week 4		
Week 5		



CASELOAD STATISTICS OF THE JUVENILE & DOMESTIC RELATIONS COURTS

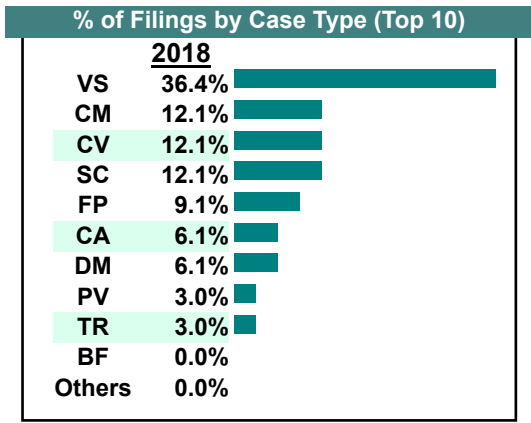
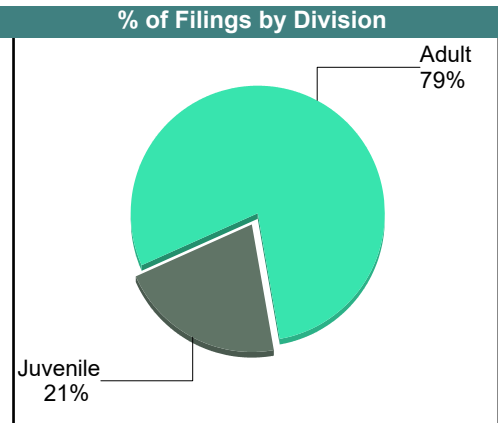
Charles City

District: 9

January 2018

		<u>Filings</u>	<u>Hearings</u>	<u>Transactions</u>	<u>Concluded</u>	<u>Cont</u>
Adult						
Bond Forfeiture	BF	0	2	2	1	1
Capias	CA	2	5	5	1	4
Felony	CF	0	2	2	0	2
Misdemeanor	CM	4	14	14	6	8
Family Abuse - Prot Order	FP	3	4	4	2	2
Violation of PO	PV	1	1	1	1	-
Show Cause	SC	4	14	14	3	11
Civil Support	VS	12	13	13	11	2
Adult Total		26	55	55	25	30
Juvenile						
Custody Visitation	CV	4	16	16	8	8
Misdemeanor	DM	2	2	2	0	2
Traffic	T	0	1	1	0	1
Truancy	TR	1	1	1	0	1
Juvenile Total		7	20	20	8	12
Charles City Totals		33	75	75	33	42

Calendared Filings			
	T	W	R
Week 1			
Week 2			
Week 3			
Week 4			
Week 5			



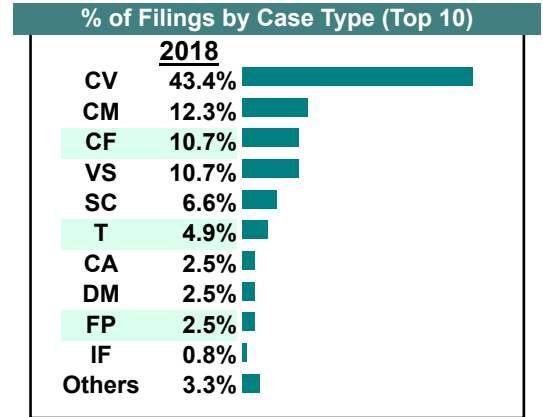
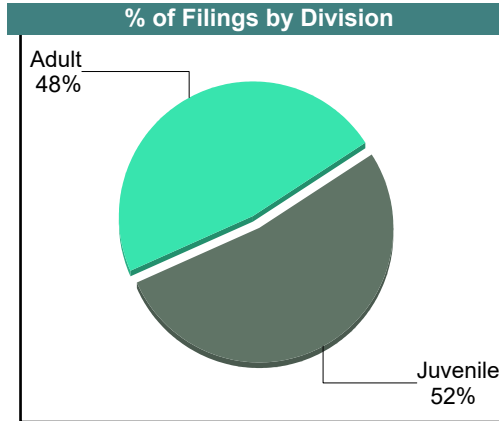
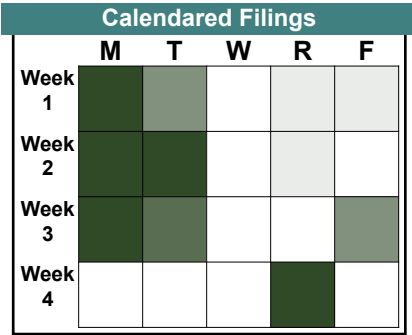
CASELOAD STATISTICS OF THE JUVENILE & DOMESTIC RELATIONS COURTS

Gloucester

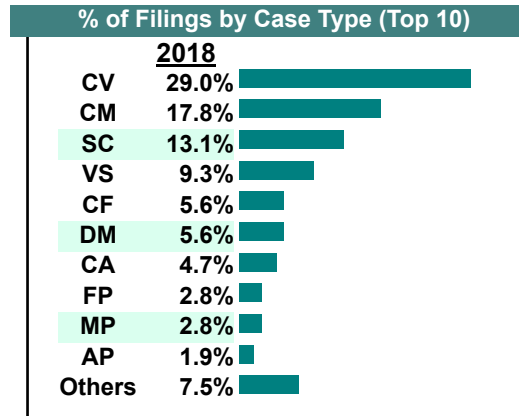
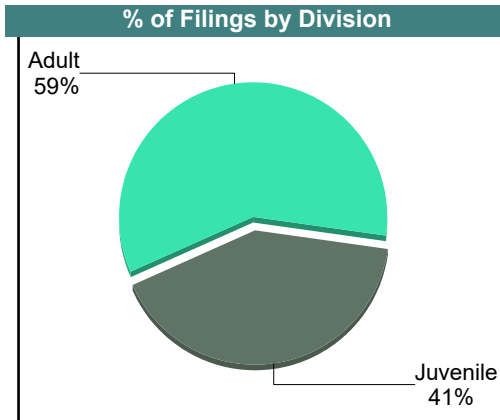
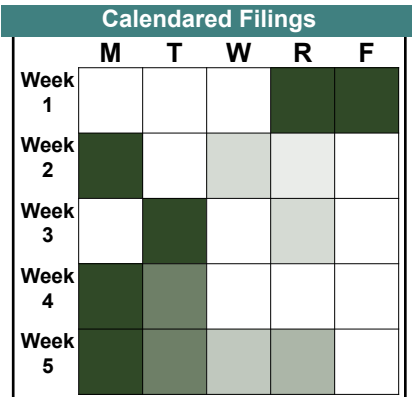
District: 9

December 2018

		Filings	Hearings	Transactions	Concluded	Cont
Adult						
Non-Family Abuse Prot Order	AP	0	1	1	1	-
Capias	CA	3	14	14	11	3
Felony	CF	13	20	20	9	11
Misdemeanor	CM	15	55	55	24	31
Family Abuse - Prot Order	FP	3	10	10	6	4
Motion - Prot Order	MP	1	1	1	0	1
Other	OT	1	1	1	0	1
Show Cause	SC	8	42	42	14	28
SL/Other	SL	1	2	2	1	1
Civil Support	VS	13	27	27	15	11
Adult Total		58	173	173	81	91
Juvenile						
Abuse or Neglect	AN	0	3	3	3	-
Custody Visitation	CV	53	125	125	62	62
Felony	DF	0	20	20	11	9
Misdemeanor	DM	3	27	27	9	18
Initial Foster Care	IF	1	1	1	1	-
Permanency	PH	1	1	1	1	-
Petition	PT	0	1	1	1	-
Status	ST	0	5	5	5	-
Traffic	T	6	9	9	6	3
Juvenile Total		64	192	192	99	92
Gloucester Totals		122	365	365	180	183



		Filings	Hearings	Transactions	Concluded	Cont
Adult						
Non-Family Abuse Prot Order	AP	2	4	4	2	2
Capias	CA	5	13	13	6	7
Felony	CF	6	11	11	3	8
Misdemeanor	CM	19	69	69	22	47
Family Abuse - Prot Order	FP	3	7	7	4	3
Motion - Prot Order	MP	3	3	3	3	-
Violation of PO	PV	1	1	1	1	-
Show Cause	SC	14	29	29	6	23
SL/Other	SL	0	4	4	0	4
Civil Support	VS	10	20	20	11	9
Adult Total		63	161	161	58	103
Juvenile						
Abuse or Neglect	AN	0	2	2	2	-
Child in Need of Services	CS	0	1	1	0	1
Custody Visitation	CV	31	111	111	31	80
Felony	DF	2	18	18	7	11
Misdemeanor	DM	6	21	21	3	18
Foster Care Review	FC	1	1	1	1	-
Initial Foster Care	IF	2	2	2	2	-
Permanency	PH	1	1	1	1	-
Remand Visitation	RV	1	1	1	1	-
Show Cause	SC	0	8	8	8	-
Status	ST	0	5	5	3	2
Traffic	T	0	3	3	3	-
Truancy	TR	0	1	1	0	1
Juvenile Total		44	175	175	62	113
Gloucester Totals		107	336	336	120	216



CASELOAD STATISTICS OF THE JUVENILE & DOMESTIC RELATIONS COURTS

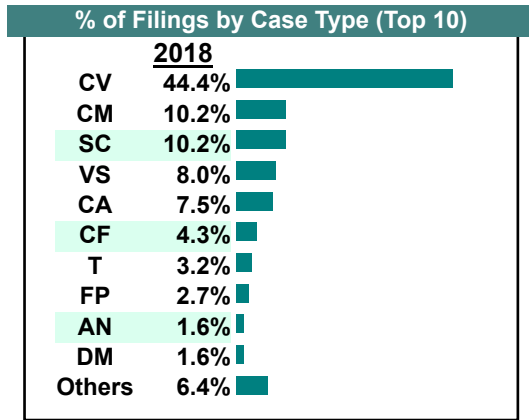
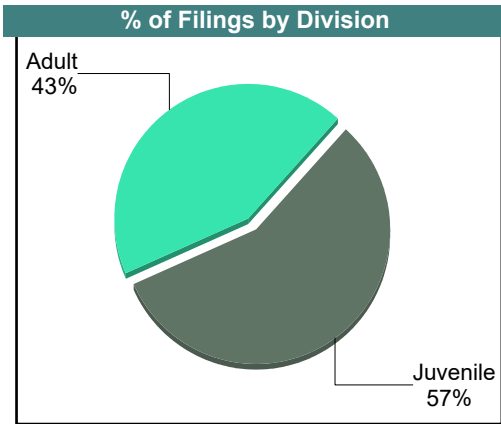
October 2018

Gloucester

District: 9

		<u>Filings</u>	<u>Hearings</u>	<u>Transactions</u>	<u>Concluded</u>	<u>Cont</u>
<u>Adult</u>						
Non-Family Abuse Prot Order	AP	1	3	3	0	3
Capias	CA	14	28	28	8	20
Felony	CF	8	22	22	13	9
Misdemeanor	CM	19	67	67	17	50
Family Abuse - Prot Order	FP	5	13	13	4	9
Show Cause	SC	19	43	43	11	32
SL/Other	SL	0	1	1	0	1
Civil Support	VS	15	23	23	12	11
Adult Total		81	200	200	65	135
<u>Juvenile</u>						
Abuse or Neglect	AN	3	8	8	0	8
Non-Family Abuse Prot Order	AP	0	1	1	1	-
Custody Relief	CR	2	2	2	2	-
Child in Need of Services	CS	0	1	1	0	1
Custody Visitation	CV	83	135	135	85	50
Felony	DF	1	26	26	6	20
Misdemeanor	DM	3	26	26	8	18
Permanency	PH	2	2	2	2	-
Petition	PT	2	2	2	0	2
Show Cause	SC	0	16	16	1	15
Status	ST	2	4	4	3	1
Traffic	T	6	9	9	4	5
Truancy	TR	0	1	1	1	-
Voluntary Continuing Services Agreement	VA	2	2	2	2	-
Juvenile Total		106	235	235	115	120
Gloucester Totals		187	435	435	180	255

Calendared Filings					
	M	T	W	R	F
Week 1	█	█	█	█	█
Week 2	█	█	█	█	█
Week 3	█	█	█	█	█
Week 4	█	█	█	█	█
Week 5	█	█	█	█	█



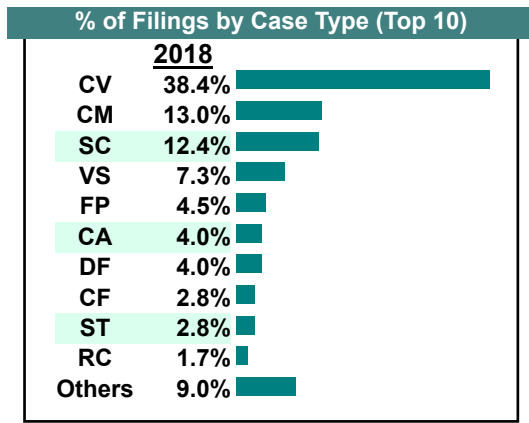
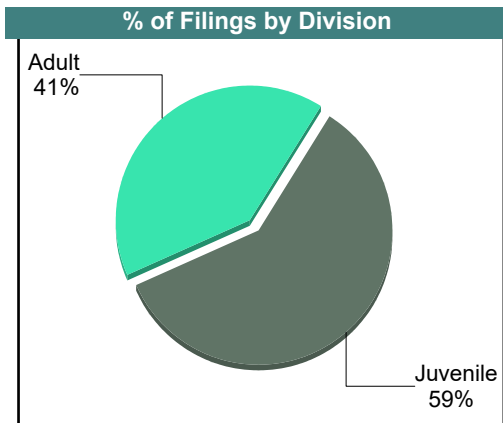
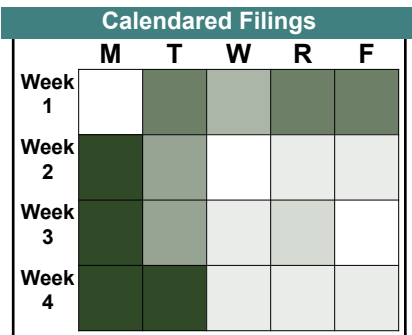
CASELOAD STATISTICS OF THE JUVENILE & DOMESTIC RELATIONS COURTS

September 2018

Gloucester

District: 9

		Filings	Hearings	Transactions	Concluded	Cont
Adult						
Non-Family Abuse Prot Order	AP	1	2	2	1	1
Capias	CA	7	19	19	12	7
Felony	CF	5	19	19	8	11
Misdemeanor	CM	23	74	74	23	51
Family Abuse - Prot Order	FP	8	13	13	5	8
Violation of PO	PV	1	1	1	1	-
Remand Support	RS	1	1	1	1	-
Show Cause	SC	13	31	31	12	19
SL/Other	SL	0	6	6	2	4
Civil Support	VS	13	19	19	10	9
Adult Total		72	185	185	75	110
Juvenile						
Abuse or Neglect	AN	2	4	4	0	4
Non-Family Abuse Prot Order	AP	1	1	1	0	1
Custody Visitation	CV	68	107	107	52	55
Felony	DF	7	22	22	1	21
Misdemeanor	DM	2	20	20	3	17
Entrustment	ET	0	1	1	1	-
Permanency	PH	2	2	2	2	-
Petition	PT	1	1	1	0	1
Remand Custody	RC	3	3	3	3	-
Remand Visitation	RV	3	3	3	3	-
Show Cause	SC	9	12	12	0	12
Status	ST	5	7	7	2	5
Traffic	T	1	4	4	3	1
Term Parental Rights	TP	1	2	2	2	-
Juvenile Total		105	189	189	72	117
Gloucester Totals		177	374	374	147	227



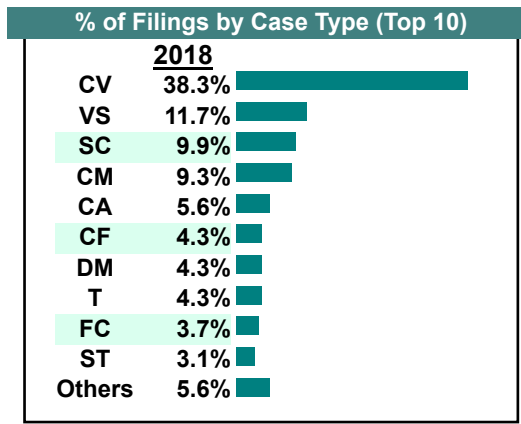
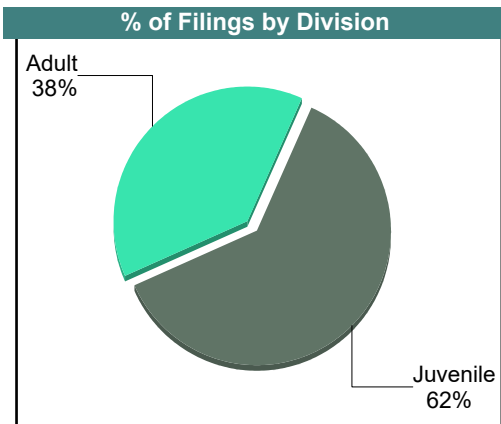
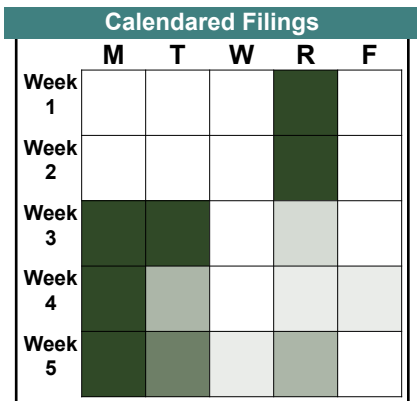
CASELOAD STATISTICS OF THE JUVENILE & DOMESTIC RELATIONS COURTS

August 2018

Gloucester

District: 9

		<u>Filings</u>	<u>Hearings</u>	<u>Transactions</u>	<u>Concluded</u>	<u>Cont</u>
<u>Adult</u>						
Capias	CA	9	18	18	9	9
Felony	CF	7	15	15	3	12
Misdemeanor	CM	15	50	50	20	30
Family Abuse - Prot Order	FP	2	9	9	5	4
Motion - Prot Order	MP	2	2	2	2	-
Other	OT	2	2	2	2	-
Show Cause	SC	6	34	34	11	23
SL/Other	SL	0	1	1	0	1
Civil Support	VS	19	26	26	15	11
Adult Total		62	157	157	67	90
<u>Juvenile</u>						
Abuse or Neglect	AN	0	6	6	3	3
Non-Family Abuse Prot Order	AP	0	1	1	1	-
Child in Need of Services	CS	0	1	1	0	1
Custody Visitation	CV	62	124	124	59	65
Felony	DF	1	24	24	7	17
Misdemeanor	DM	7	32	32	8	24
Entrustment	ET	1	1	1	0	1
Foster Care Review	FC	6	6	6	6	-
Show Cause	SC	10	13	13	0	13
Status	ST	5	5	5	1	4
Traffic	T	7	8	8	1	7
Truancy	TR	0	1	1	0	1
Voluntary Continuing Services Agreement	VA	1	1	1	1	-
Juvenile Total		100	223	223	87	136
Gloucester Totals		162	380	380	154	226



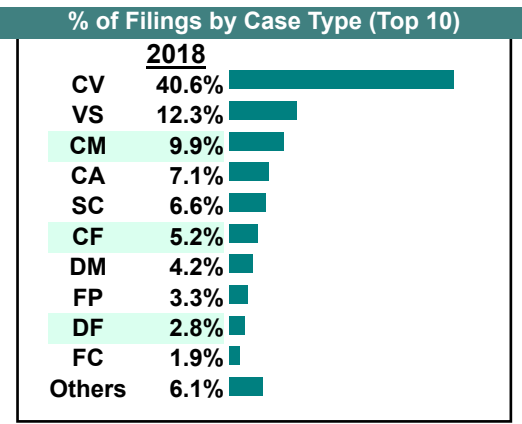
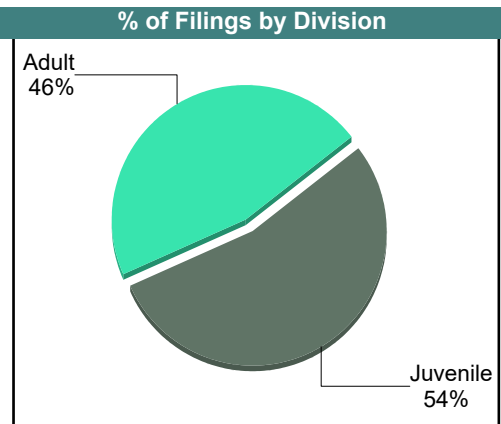
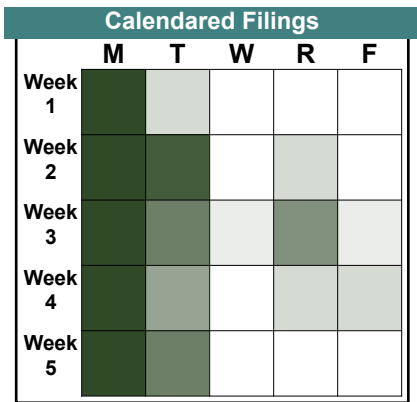
CASELOAD STATISTICS OF THE JUVENILE & DOMESTIC RELATIONS COURTS

July 2018

Gloucester

District: 9

		<u>Filings</u>	<u>Hearings</u>	<u>Transactions</u>	<u>Concluded</u>	<u>Cont</u>
<u>Adult</u>						
Non-Family Abuse Prot Order	AP	1	4	4	2	2
Capias	CA	15	26	26	13	13
Felony	CF	11	26	26	9	17
Misdemeanor	CM	21	69	69	29	40
Family Abuse - Prot Order	FP	7	17	17	9	8
Motion - Prot Order	MP	1	1	1	1	-
Violation of PO	PV	1	1	1	1	-
Remand Support	RS	1	1	1	1	-
Show Cause	SC	13	57	57	14	43
SL/Other	SL	1	5	5	0	5
Civil Support	VS	26	34	34	23	11
Adult Total		98	241	241	102	139
<u>Juvenile</u>						
Abuse or Neglect	AN	0	4	4	1	3
Non-Family Abuse Prot Order	AP	1	1	1	0	1
Child in Need of Services	CS	0	2	2	1	1
Custody Visitation	CV	86	147	147	87	60
Felony	DF	6	21	21	0	21
Misdemeanor	DM	9	46	46	14	32
Foster Care Review	FC	4	4	4	4	-
Initial Foster Care	IF	1	1	1	1	-
Permanency	PH	1	1	1	1	-
Remand Custody	RC	1	1	1	1	-
Remand Visitation	RV	1	1	1	1	-
Show Cause	SC	1	6	6	2	4
Status	ST	0	3	3	0	3
Traffic	T	3	11	11	10	1
Term Parental Rights	TP	0	2	2	1	1
Truancy	TR	0	1	1	0	1
Juvenile Total		114	252	252	124	128
Gloucester Totals		212	493	493	226	267



CASELOAD STATISTICS OF THE JUVENILE & DOMESTIC RELATIONS COURTS

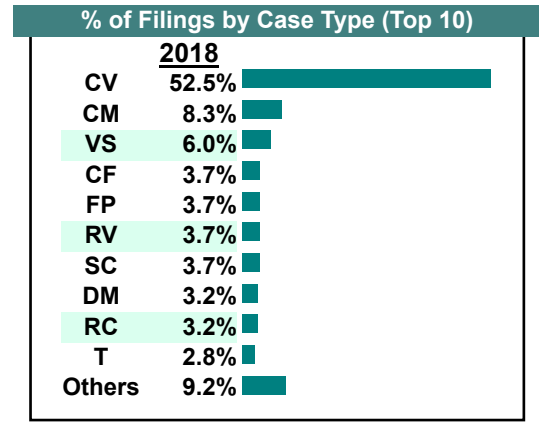
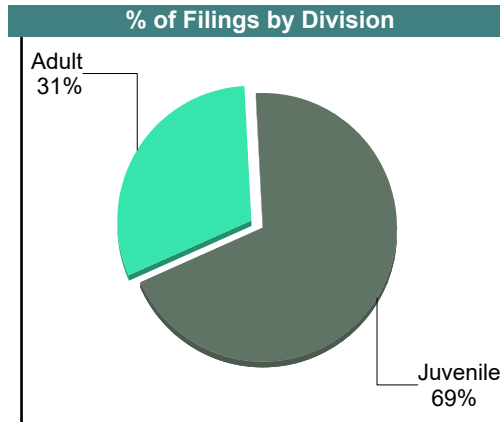
June 2018

Gloucester

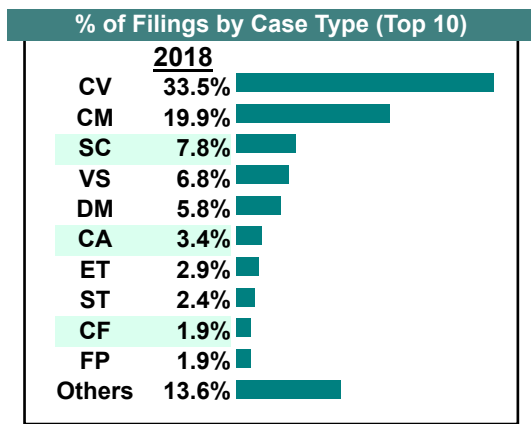
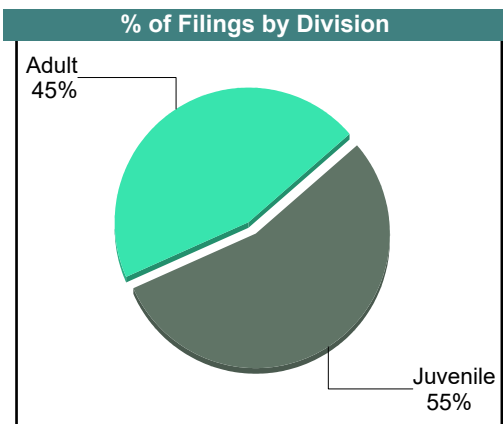

District: 9

		<u>Filings</u>	<u>Hearings</u>	<u>Transactions</u>	<u>Concluded</u>	<u>Cont</u>
<u>Adult</u>						
Non-Family Abuse Prot Order	AP	0	2	2	1	1
Capias	CA	3	9	9	5	4
Felony	CF	8	15	15	4	11
Misdemeanor	CM	18	47	47	15	32
Family Abuse - Prot Order	FP	8	15	15	4	11
Motion - Prot Order	MP	3	3	3	3	-
Violation of PO	PV	1	1	1	1	-
Remand Support	RS	3	3	3	3	-
Show Cause	SC	8	24	24	7	17
SL/Other	SL	2	4	4	2	2
Civil Support	VS	13	22	22	13	9
Adult Total		67	145	145	58	87
<u>Juvenile</u>						
Abuse or Neglect	AN	3	4	4	0	4
Custody Visitation	CV	114	154	154	84	70
Felony	DF	0	11	11	2	9
Misdemeanor	DM	7	47	47	13	34
Foster Care Review	FC	3	3	3	3	-
Permanency	PH	1	1	1	1	-
Remand Custody	RC	7	7	7	7	-
Remand Visitation	RV	8	8	8	8	-
Status	ST	0	5	5	1	4
Traffic	T	6	9	9	1	8
Truancy	TR	1	4	4	3	1
Juvenile Total		150	253	253	123	130
Gloucester Totals		217	398	398	181	217

Calendared Filings					
	M	T	W	R	F
Week 1					
Week 2					
Week 3					
Week 4					
Week 5					

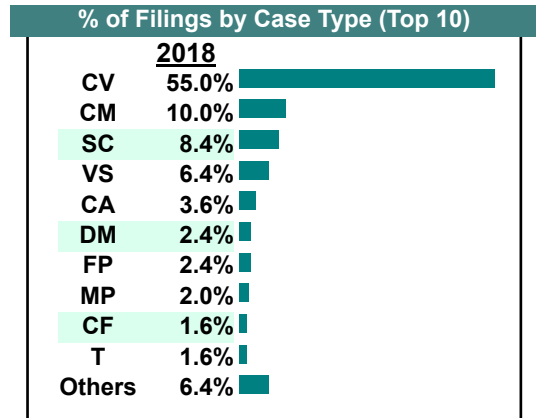
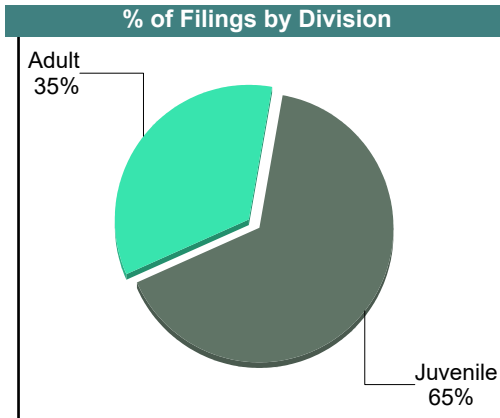
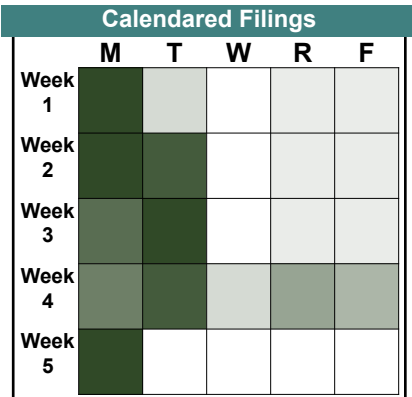


		Filings	Hearings	Transactions	Concluded	Cont
Adult						
Non-Family Abuse Prot Order	AP	2	4	4	0	4
Capias	CA	7	18	18	6	12
Felony	CF	4	15	15	8	7
Misdemeanor	CM	41	83	83	20	63
Family Abuse - Prot Order	FP	4	16	16	8	8
Motion - Prot Order	MP	2	2	2	2	-
Violation of PO	PV	2	2	2	2	-
Remand Support	RS	1	1	1	1	-
Show Cause	SC	15	25	25	7	18
SL/Other	SL	1	4	4	1	3
Civil Support	VS	14	20	20	14	6
Adult Total		93	190	190	69	121
Juvenile						
Abuse or Neglect	AN	2	5	5	2	3
Child in Need of Services	CS	1	3	3	0	3
Custody Visitation	CV	69	121	121	50	71
Felony	DF	2	17	17	0	17
Misdemeanor	DM	12	33	33	5	28
Entrustment	ET	6	6	6	6	-
Foster Care Review	FC	1	1	1	1	-
Initial Foster Care	IF	1	1	1	1	-
Permanency	PH	2	2	2	2	-
Remand Custody	RC	3	3	3	3	-
Remand Visitation	RV	3	3	3	3	-
Show Cause	SC	1	2	2	0	2
Status	ST	5	6	6	1	5
Traffic	T	3	9	9	6	3
Term Parental Rights	TP	0	12	12	10	2
Truancy	TR	0	1	1	0	1
Voluntary Continuing Services Agreement	VA	2	2	2	2	-
Juvenile Total		113	227	227	92	135
Gloucester Totals		206	417	417	161	256



April 2018

		<u>Filings</u>	<u>Hearings</u>	<u>Transactions</u>	<u>Concluded</u>	<u>Cont</u>
<u>Adult</u>						
Non-Family Abuse Prot Order	AP	1	2	2	0	2
Capias	CA	9	21	21	6	15
Felony	CF	4	10	10	3	7
Misdemeanor	CM	25	39	39	16	23
Family Abuse - Prot Order	FP	6	8	8	3	5
Motion - Prot Order	MP	2	2	2	2	-
Remand Support	RS	1	1	1	1	-
Show Cause	SC	21	53	53	17	36
SL/Other	SL	1	3	3	1	2
Civil Support	VS	16	26	26	18	8
Adult Total		86	165	165	67	98
<u>Juvenile</u>						
Abuse or Neglect	AN	1	2	2	0	2
Custody Relief	CR	1	1	1	1	-
Child in Need of Services	CS	0	1	1	0	1
Custody Visitation	CV	137	164	164	110	54
Felony	DF	3	23	23	1	22
Misdemeanor	DM	6	29	29	4	25
Foster Care Review	FC	3	3	3	3	-
Motion - Prot Order	MP	3	3	3	3	-
Petition	PT	0	1	1	1	-
Remand Custody	RC	2	2	2	2	-
Status	ST	2	6	6	3	3
Traffic	T	4	7	7	2	5
Truancy	TR	1	3	3	1	2
Juvenile Total		163	245	245	131	114
Gloucester Totals		249	410	410	198	212



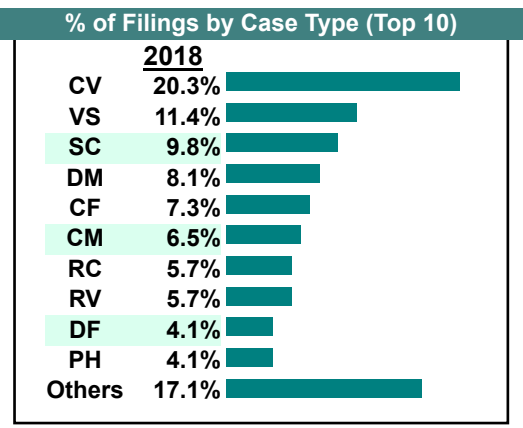
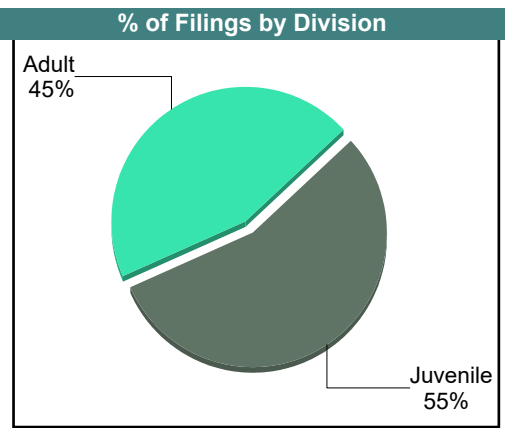

CASELOAD STATISTICS OF THE JUVENILE & DOMESTIC RELATIONS COURTS

March 2018

Gloucester

District: 9

		<u>Filings</u>	<u>Hearings</u>	<u>Transactions</u>	<u>Concluded</u>	<u>Cont</u>
<u>Adult</u>						
Capias	CA	4	9	9	2	7
Felony	CF	9	18	18	6	12
Misdemeanor	CM	8	56	56	33	23
Family Abuse - Prot Order	FP	3	12	12	8	4
Motion - Prot Order	MP	0	1	1	1	-
Violation of PO	PV	2	2	2	2	-
Remand Support	RS	3	3	3	3	-
Show Cause	SC	12	42	42	23	19
SL/Other	SL	0	4	4	0	4
Civil Support	VS	14	30	30	21	9
Adult Total		55	177	177	99	78
<u>Juvenile</u>						
Abuse or Neglect	AN	0	9	9	6	3
Child in Need of Services	CS	0	1	1	0	1
Custody Visitation	CV	25	73	73	56	17
Felony	DF	5	21	21	3	18
Misdemeanor	DM	10	52	52	9	43
Foster Care Review	FC	1	1	1	1	-
Initial Foster Care	IF	3	3	3	3	-
Permanency	PH	5	5	5	5	-
Petition	PT	0	2	2	2	-
Remand Custody	RC	7	7	7	7	-
Remand Visitation	RV	7	7	7	7	-
Show Cause	SC	0	3	3	0	3
Status	ST	1	12	12	2	10
Traffic	T	4	8	8	2	6
Truancy	TR	0	2	2	0	2
Juvenile Total		68	206	206	103	103
Gloucester Totals		123	383	383	202	181



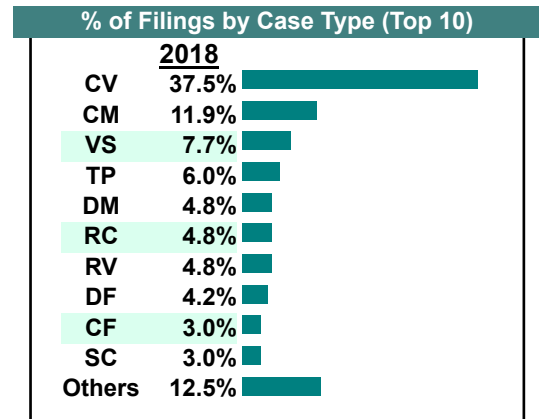
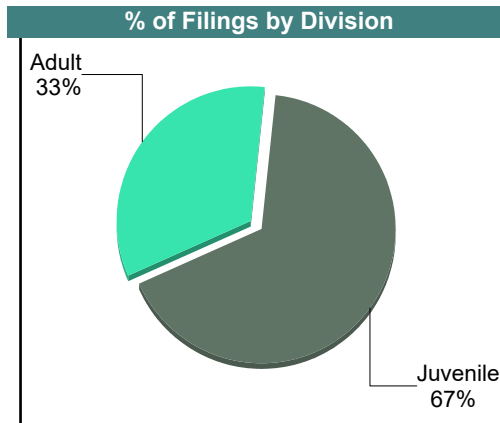
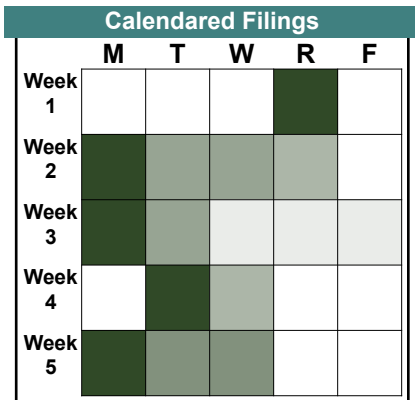
CASELOAD STATISTICS OF THE JUVENILE & DOMESTIC RELATIONS COURTS

February 2018

Gloucester

District: 9

		<u>Filings</u>	<u>Hearings</u>	<u>Transactions</u>	<u>Concluded</u>	<u>Cont</u>
<u>Adult</u>						
Capias	CA	3	10	10	6	4
Felony	CF	5	15	15	7	8
Misdemeanor	CM	20	53	53	25	28
Family Abuse - Prot Order	FP	4	19	19	13	6
Motion - Prot Order	MP	3	4	4	2	2
Remand Support	RS	3	3	3	3	-
Show Cause	SC	5	30	30	12	18
SL/Other	SL	0	2	2	1	1
Civil Support	VS	13	23	23	18	5
Adult Total		56	159	159	87	72
<u>Juvenile</u>						
Abuse or Neglect	AN	0	5	5	0	5
Child in Need of Services	CS	2	2	2	1	1
Custody Visitation	CV	63	100	100	68	32
Felony	DF	7	24	24	2	22
Misdemeanor	DM	8	29	29	7	22
Foster Care Review	FC	1	2	2	2	-
Permanency	PH	2	2	2	2	-
Petition	PT	0	1	1	0	1
Remand Custody	RC	8	8	8	8	-
Remand Visitation	RV	8	8	8	8	-
Show Cause	SC	0	1	1	1	-
Status	ST	1	4	4	2	2
Traffic	T	1	6	6	4	2
Term Parental Rights	TP	10	10	10	0	10
Truancy	TR	1	3	3	1	2
Voluntary Continuing Services Agreement	VA	0	1	1	1	-
Juvenile Total		112	206	206	107	99
Gloucester Totals		168	365	365	194	171



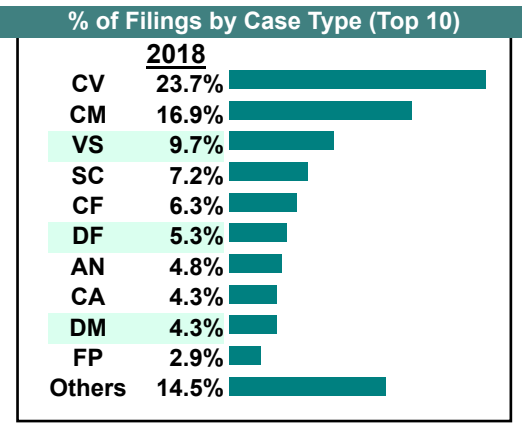
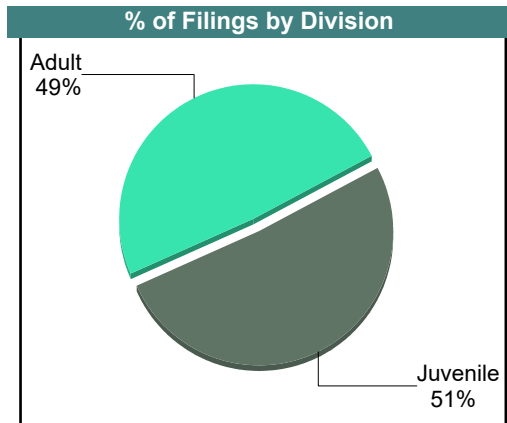

CASELOAD STATISTICS OF THE JUVENILE & DOMESTIC RELATIONS COURTS

January 2018

Gloucester

District: 9

		Filings	Hearings	Transactions	Concluded	Cont
Adult						
Capias	CA	9	14	14	9	5
Felony	CF	13	23	23	12	11
Misdemeanor	CM	35	83	83	28	55
Family Abuse - Prot Order	FP	6	22	22	7	15
Motion - Prot Order	MP	0	1	1	1	-
Remand Support	RS	2	2	2	2	-
Show Cause	SC	15	38	38	14	24
SL/Other	SL	1	4	4	0	4
Civil Support	VS	20	31	31	14	17
Adult Total		101	218	218	87	131
Juvenile						
Abuse or Neglect	AN	10	14	14	5	9
Custody Visitation	CV	49	85	85	59	26
Felony	DF	11	20	20	2	18
Misdemeanor	DM	9	46	46	12	34
Foster Care Review	FC	2	2	2	1	1
Initial Foster Care	IF	3	6	6	4	2
Permanency	PH	1	1	1	1	-
Petition	PT	0	2	2	0	2
Remand Custody	RC	6	6	6	6	-
Remand Visitation	RV	6	6	6	6	-
Show Cause	SC	0	4	4	1	3
Status	ST	0	2	2	0	2
Traffic	T	6	14	14	10	4
Term Parental Rights	TP	2	2	2	0	2
Truancy	TR	0	2	2	1	1
Voluntary Continuing Services Agreement	VA	1	1	1	0	1
Juvenile Total		106	213	213	108	105
Gloucester Totals		207	431	431	195	236



CASELOAD STATISTICS OF THE JUVENILE & DOMESTIC RELATIONS COURTS

King & Queen

District: 9

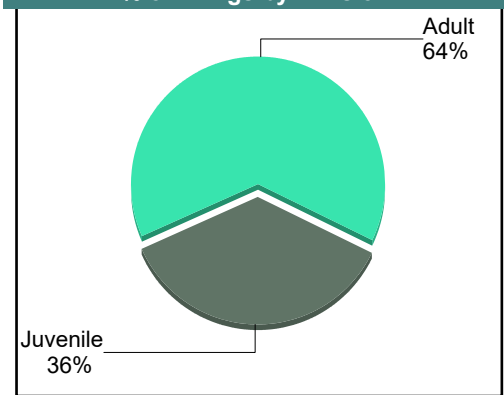
December 2018

		<u>Filings</u>	<u>Hearings</u>	<u>Transactions</u>	<u>Concluded</u>	<u>Cont</u>
<u>Adult</u>						
Capias	CA	2	2	2	1	1
Felony	CF	3	5	5	2	3
Misdemeanor	CM	7	14	14	7	7
Family Abuse - Prot Order	FP	1	2	2	0	2
Show Cause	SC	0	6	6	4	2
SL/Other	SL	1	1	1	1	-
Civil Support	VS	2	4	4	4	-
Adult Total		16	34	34	19	15
<u>Juvenile</u>						
Custody Visitation	CV	4	10	10	10	-
Misdemeanor	DM	2	2	2	1	1
Traffic	T	3	12	12	8	4
Juvenile Total		9	24	24	19	5
King & Queen Totals		25	58	58	38	20

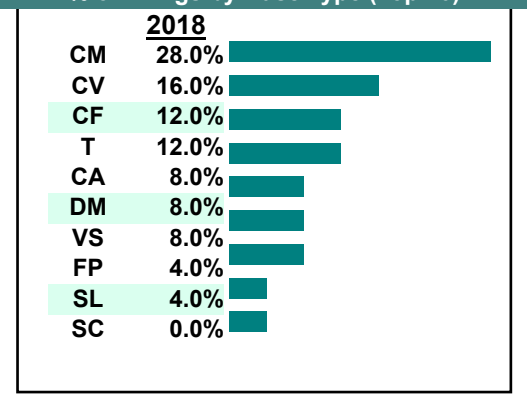
Calendared Filings

	M	T
Week 1	■	■
Week 2	■	■

% of Filings by Division



% of Filings by Case Type (Top 10)



CASELOAD STATISTICS OF THE JUVENILE & DOMESTIC RELATIONS COURTS

King & Queen

District: 9

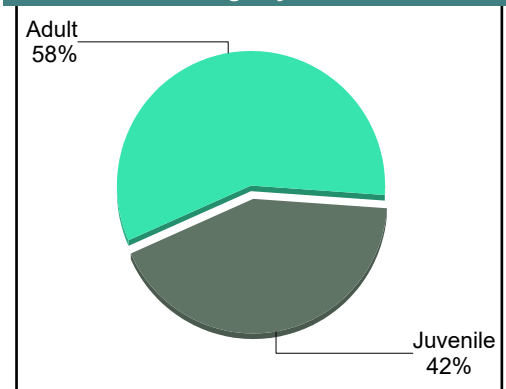
November 2018

		<u>Filings</u>	<u>Hearings</u>	<u>Transactions</u>	<u>Concluded</u>	<u>Cont</u>
<u>Adult</u>						
Capias	CA	0	1	1	0	1
Felony	CF	2	13	13	8	5
Misdemeanor	CM	2	7	7	3	4
Family Abuse - Prot Order	FP	1	1	1	0	1
Show Cause	SC	2	3	3	0	3
Civil Support	VS	4	5	5	3	2
Adult Total		11	30	30	14	16
<u>Juvenile</u>						
Custody Visitation	CV	6	8	8	6	2
Misdemeanor	DM	0	1	1	1	-
Traffic	T	2	5	5	4	1
Juvenile Total		8	14	14	11	3
King & Queen Totals		19	44	44	25	19

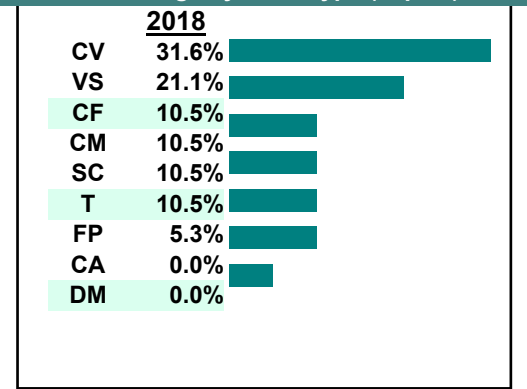
Calendared Filings

	M	T	F
Week 1			
Week 2			
Week 3			
Week 4			

% of Filings by Division



% of Filings by Case Type (Top 10)



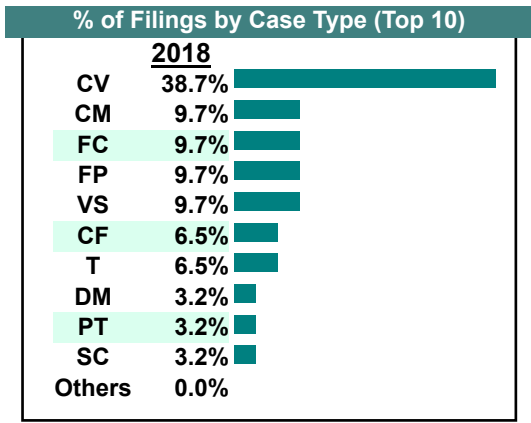
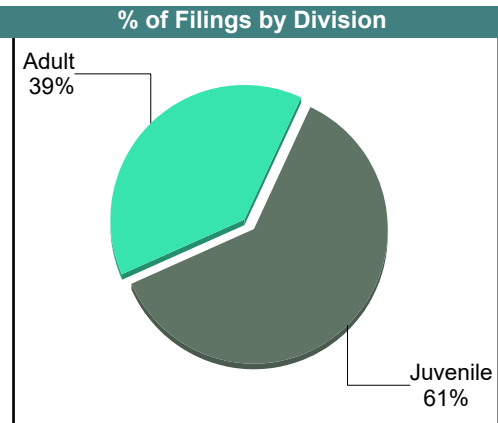
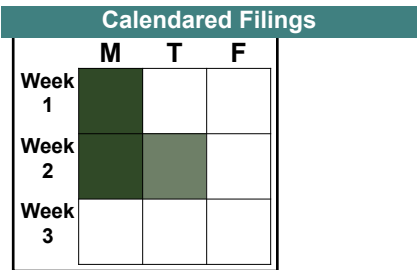
CASELOAD STATISTICS OF THE JUVENILE & DOMESTIC RELATIONS COURTS

King & Queen

District: 9

October 2018

		<u>Filings</u>	<u>Hearings</u>	<u>Transactions</u>	<u>Concluded</u>	<u>Cont</u>
<u>Adult</u>						
Capias	CA	0	3	3	3	-
Felony	CF	2	9	9	6	3
Misdemeanor	CM	3	10	10	4	6
Family Abuse - Prot Order	FP	3	5	5	3	2
Show Cause	SC	1	2	2	1	1
Civil Support	VS	3	3	3	1	2
Adult Total		12	32	32	18	14
<u>Juvenile</u>						
Custody Visitation	CV	12	16	16	6	10
Felony	DF	0	4	4	4	-
Misdemeanor	DM	1	1	1	0	1
Foster Care Review	FC	3	3	3	3	-
Petition	PT	1	1	1	0	1
Traffic	T	2	3	3	3	-
Juvenile Total		19	28	28	16	12
King & Queen Totals		31	60	60	34	26



CASELOAD STATISTICS OF THE JUVENILE & DOMESTIC RELATIONS COURTS

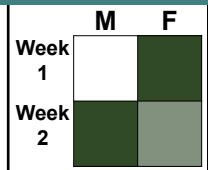
King & Queen

District: 9

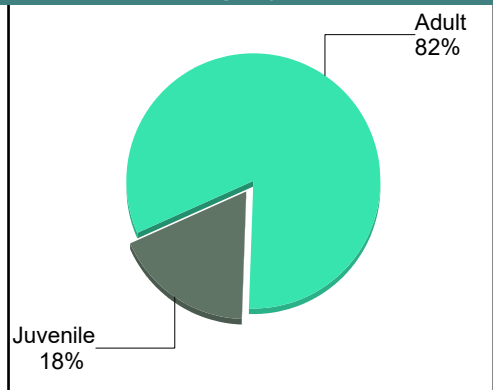
September 2018

		<u>Filings</u>	<u>Hearings</u>	<u>Transactions</u>	<u>Concluded</u>	<u>Cont</u>
<u>Adult</u>						
Capias	CA	1	4	4	3	1
Felony	CF	7	18	18	2	16
Misdemeanor	CM	4	6	6	2	4
Show Cause	SC	0	6	6	3	3
Civil Support	VS	2	4	4	4	-
Adult Total		14	38	38	14	24
<u>Juvenile</u>						
Custody Visitation	CV	0	4	4	2	2
Misdemeanor	DM	0	4	4	4	-
Traffic	T	3	10	10	6	4
Juvenile Total		3	18	18	12	6
King & Queen Totals		17	56	56	26	30

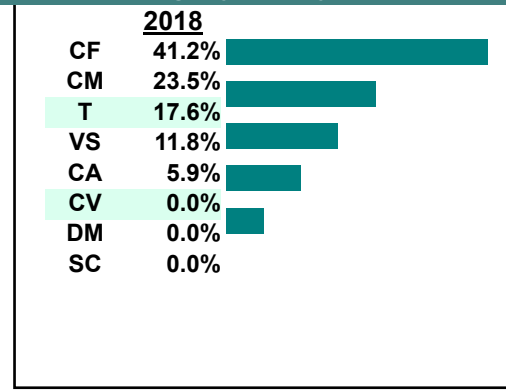
Calendared Filings



% of Filings by Division



% of Filings by Case Type (Top 10)



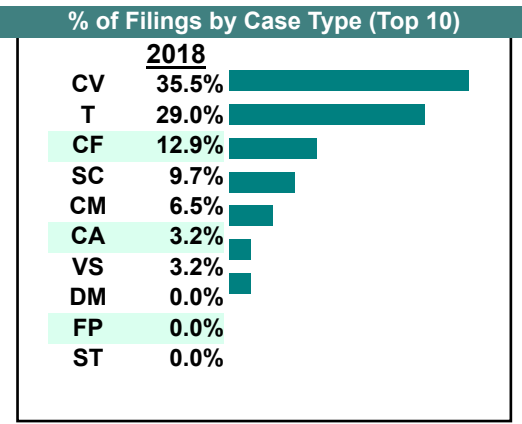
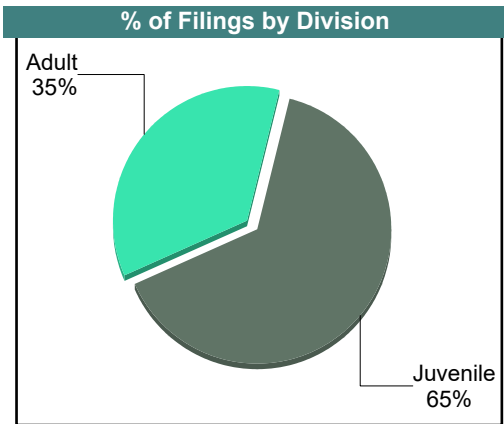
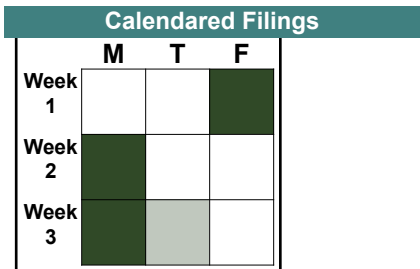
CASELOAD STATISTICS OF THE JUVENILE & DOMESTIC RELATIONS COURTS

King & Queen

District: 9

August 2018

		<u>Filings</u>	<u>Hearings</u>	<u>Transactions</u>	<u>Concluded</u>	<u>Cont</u>
<u>Adult</u>						
Capias	CA	1	4	4	0	4
Felony	CF	4	5	5	0	5
Misdemeanor	CM	2	6	6	2	4
Family Abuse - Prot Order	FP	0	1	1	1	-
Show Cause	SC	3	6	6	5	1
Civil Support	VS	1	4	4	2	2
Adult Total		11	26	26	10	16
<u>Juvenile</u>						
Custody Visitation	CV	11	13	13	13	-
Misdemeanor	DM	0	3	3	1	2
Status	ST	0	4	4	4	-
Traffic	T	9	14	14	5	9
Juvenile Total		20	34	34	23	11
King & Queen Totals		31	60	60	33	27



CASELOAD STATISTICS OF THE JUVENILE & DOMESTIC RELATIONS COURTS

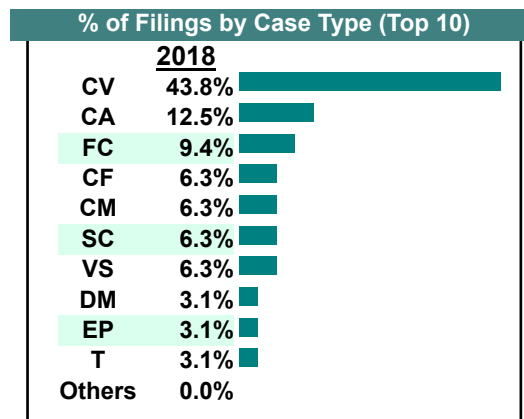
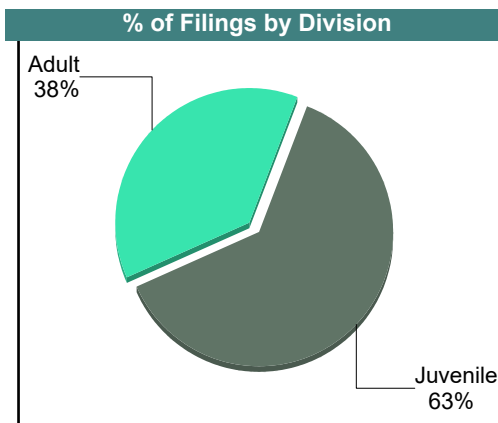
King & Queen

District: 9

July 2018

		<u>Filings</u>	<u>Hearings</u>	<u>Transactions</u>	<u>Concluded</u>	<u>Cont</u>
Adult						
Capias	CA	4	6	6	0	6
Felony	CF	2	11	11	6	5
Misdemeanor	CM	2	6	6	2	4
Other	OT	0	1	1	1	-
Show Cause	SC	2	5	5	1	4
Civil Support	VS	2	3	3	2	1
Adult Total		12	32	32	12	20
Juvenile						
Abuse or Neglect	AN	0	3	3	3	-
Custody Visitation	CV	14	15	15	7	8
Misdemeanor	DM	1	4	4	3	1
Emancipation	EP	1	1	1	1	-
Foster Care Review	FC	3	3	3	3	-
Traffic	T	1	5	5	5	-
Juvenile Total		20	31	31	22	9
King & Queen Totals		32	63	63	34	29

Calendared Filings					
	M	T	W	R	F
Week 1	■				■
Week 2				■	
Week 3	■	■			
Week 4			■		
Week 5		■			



CASELOAD STATISTICS OF THE JUVENILE & DOMESTIC RELATIONS COURTS

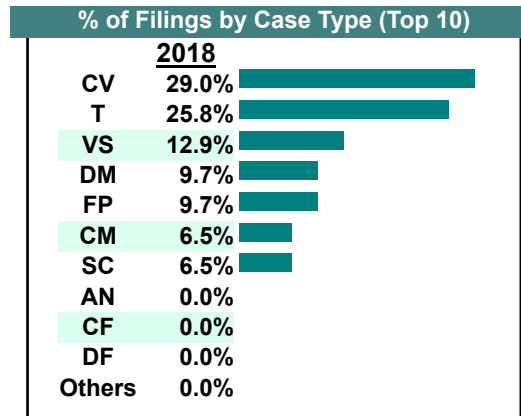
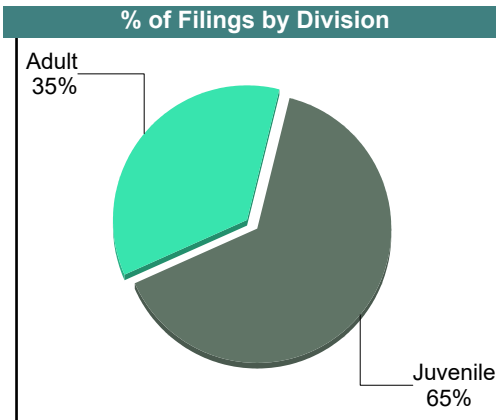
King & Queen

District: 9

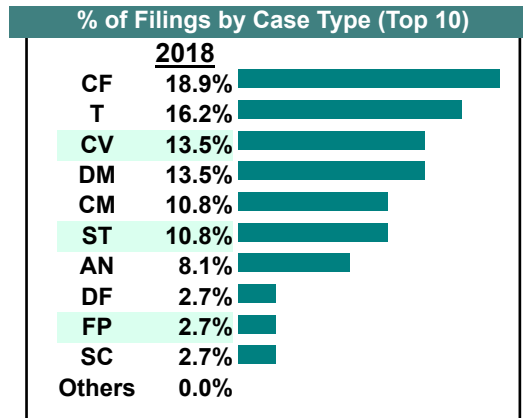
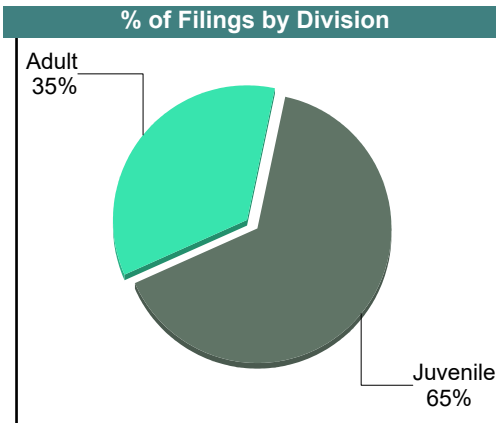
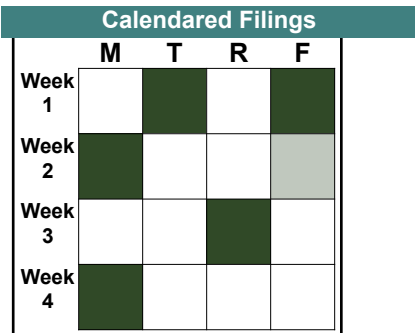
June 2018

		<u>Filings</u>	<u>Hearings</u>	<u>Transactions</u>	<u>Concluded</u>	<u>Cont</u>
<u>Adult</u>						
Felony	CF	0	9	9	1	8
Misdemeanor	CM	2	13	13	5	8
Family Abuse - Prot Order	FP	3	5	5	2	3
Other	OT	0	1	1	0	1
Show Cause	SC	2	6	6	1	5
Civil Support	VS	4	5	5	3	2
Adult Total		11	39	39	12	27
<u>Juvenile</u>						
Abuse or Neglect	AN	0	3	3	0	3
Custody Visitation	CV	9	15	15	15	-
Felony	DF	0	1	1	1	-
Misdemeanor	DM	3	7	7	4	3
Petition	PT	0	1	1	1	-
Traffic	T	8	12	12	5	7
Juvenile Total		20	39	39	26	13
King & Queen Totals		31	78	78	38	40

Calendared Filings		
	M	F
Week 1	■	
Week 2		
Week 3	■	



		<u>Filings</u>	<u>Hearings</u>	<u>Transactions</u>	<u>Concluded</u>	<u>Cont</u>
Adult						
Capias	CA	0	1	1	0	1
Felony	CF	7	14	14	3	11
Misdemeanor	CM	4	11	11	5	6
Family Abuse - Prot Order	FP	1	1	1	1	-
Show Cause	SC	1	4	4	2	2
Civil Support	VS	0	5	5	5	-
Adult Total		13	36	36	16	20
Juvenile						
Abuse or Neglect	AN	3	6	6	0	6
Custody Visitation	CV	5	11	11	6	5
Felony	DF	1	2	2	0	2
Misdemeanor	DM	5	7	7	2	5
Status	ST	4	4	4	0	4
Traffic	T	6	11	11	3	8
Juvenile Total		24	41	41	11	30
King & Queen Totals		37	77	77	27	50



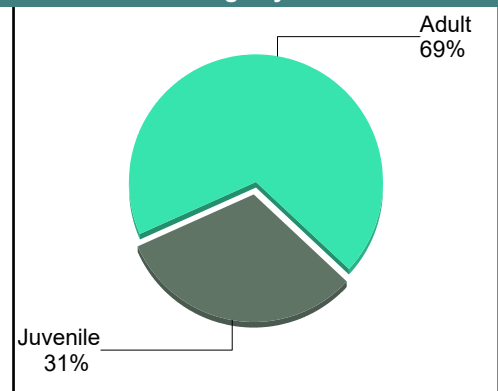
April 2018

		<u>Filings</u>	<u>Hearings</u>	<u>Transactions</u>	<u>Concluded</u>	<u>Cont</u>
Adult						
Capias	CA	1	1	1	0	1
Felony	CF	3	3	3	0	3
Misdemeanor	CM	11	20	20	5	15
Family Abuse - Prot Order	FP	0	1	1	1	-
Other	OT	1	1	1	0	1
Show Cause	SC	3	7	7	2	5
Civil Support	VS	3	3	3	2	1
Adult Total		22	36	36	10	26
Juvenile						
Custody Visitation	CV	3	4	4	2	2
Misdemeanor	DM	1	1	1	1	-
Foster Care Review	FC	2	2	2	2	-
Traffic	T	4	7	7	3	4
Juvenile Total		10	14	14	8	6
King & Queen Totals		32	50	50	18	32

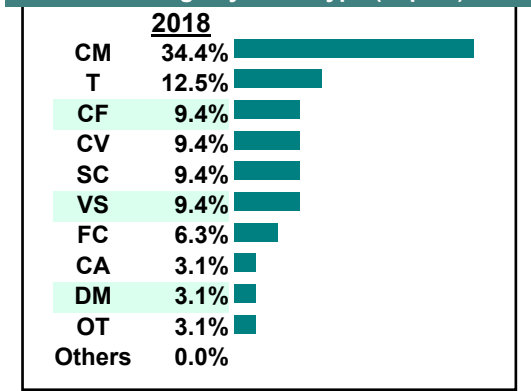
Calendared Filings

	M	R	F
Week 1	■		
Week 2		■	
Week 3	■		

% of Filings by Division



% of Filings by Case Type (Top 10)



CASELOAD STATISTICS OF THE JUVENILE & DOMESTIC RELATIONS COURTS

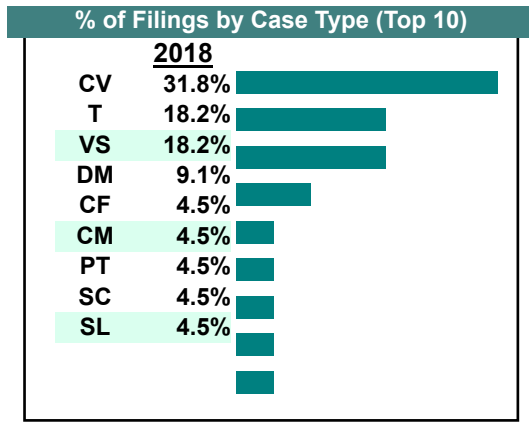
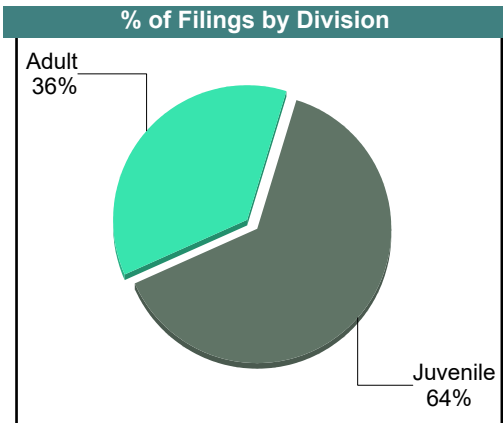
King & Queen

District: 9

March 2018

		<u>Filings</u>	<u>Hearings</u>	<u>Transactions</u>	<u>Concluded</u>	<u>Cont</u>
Adult						
Felony	CF	1	4	4	4	-
Misdemeanor	CM	1	8	8	6	2
Show Cause	SC	1	7	7	1	6
SL/Other	SL	1	1	1	1	-
Civil Support	VS	4	8	8	2	6
Adult Total		8	28	28	14	14
Juvenile						
Custody Visitation	CV	7	14	14	6	7
Misdemeanor	DM	2	6	6	3	3
Petition	PT	1	1	1	0	1
Traffic	T	4	10	10	7	3
Juvenile Total		14	31	31	16	14
King & Queen Totals		22	59	59	30	28

Calendared Filings			
	M	T	R
Week 1			
Week 2			
Week 3			
Week 4			



CASELOAD STATISTICS OF THE JUVENILE & DOMESTIC RELATIONS COURTS

King & Queen

District: 9

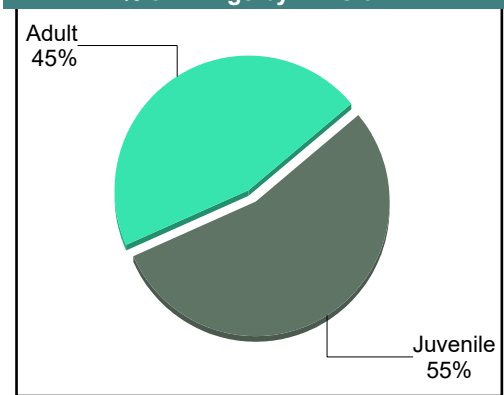
February 2018

		<u>Filings</u>	<u>Hearings</u>	<u>Transactions</u>	<u>Concluded</u>	<u>Cont</u>
<u>Adult</u>						
Felony	CF	0	14	14	14	-
Misdemeanor	CM	7	14	14	7	7
Family Abuse - Prot Order	FP	1	1	1	0	1
Show Cause	SC	0	1	1	0	1
Civil Support	VS	2	2	2	0	2
Adult Total		10	32	32	21	11
<u>Juvenile</u>						
Custody Visitation	CV	8	10	10	4	6
Felony	DF	0	7	7	7	-
Misdemeanor	DM	0	1	1	1	-
Petition	PT	0	1	1	1	-
Traffic	T	4	5	6	3	3
Juvenile Total		12	24	25	16	9
King & Queen Totals		22	56	57	37	20

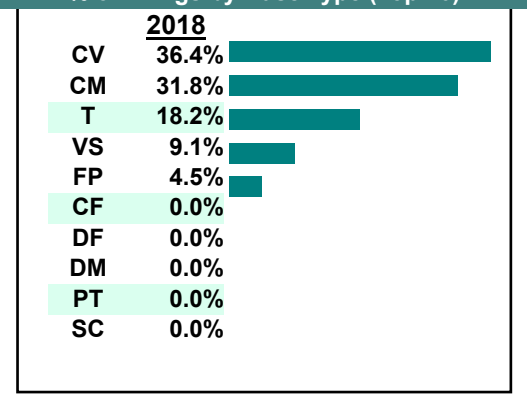
Calendared Filings

	M	T	F
Week 1			
Week 2			

% of Filings by Division



% of Filings by Case Type (Top 10)



CASELOAD STATISTICS OF THE JUVENILE & DOMESTIC RELATIONS COURTS

King & Queen

District: 9

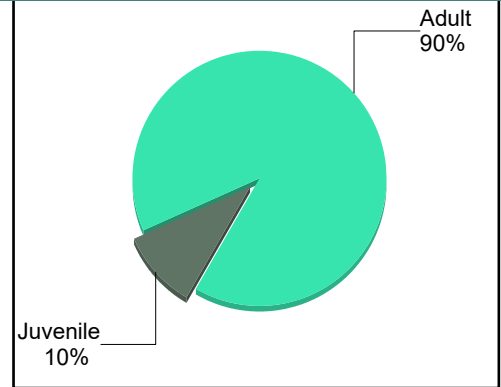
January 2018

		<u>Filings</u>	<u>Hearings</u>	<u>Transactions</u>	<u>Concluded</u>	<u>Cont</u>
<u>Adult</u>						
Felony	CF	3	9	9	0	9
Misdemeanor	CM	4	8	8	4	4
Motion - Prot Order	MP	1	1	1	1	-
Show Cause	SC	1	2	2	0	2
Adult Total		9	20	20	5	15
<u>Juvenile</u>						
Custody Visitation	CV	0	3	3	2	1
Misdemeanor	DM	0	7	7	3	4
Traffic	T	1	2	2	2	-
Juvenile Total		1	12	12	7	5
King & Queen Totals		10	32	32	12	20

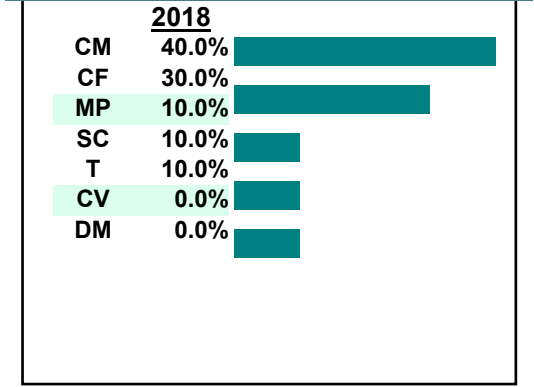
Calendared Filings

	M	F
Week 1		
Week 2		
Week 3		

% of Filings by Division



% of Filings by Case Type (Top 10)



CASELOAD STATISTICS OF THE JUVENILE & DOMESTIC RELATIONS COURTS

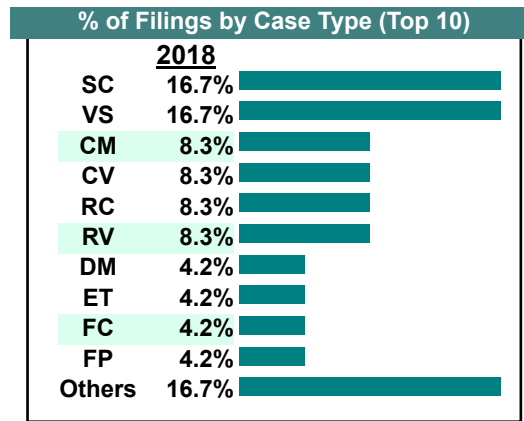
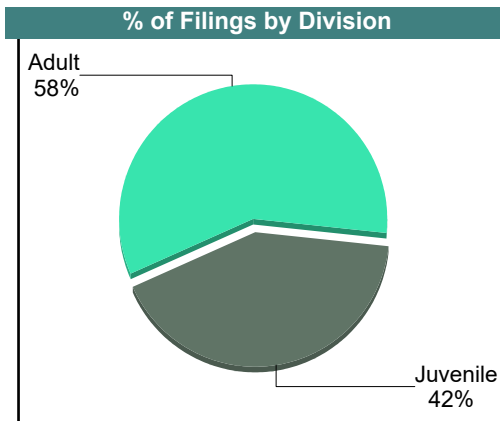
King William

District: 9

December 2018

		Filings	Hearings	Transactions	Concluded	Cont
Adult						
Capias	CA	0	1	1	0	1
Felony	CF	0	3	3	0	3
Misdemeanor	CM	2	13	13	0	13
Family Abuse - Prot Order	FP	1	8	8	5	3
Motion - Prot Order	MP	1	2	2	1	1
Remand Support	RS	1	1	1	1	-
Show Cause	SC	4	8	8	3	5
SL/Other	SL	1	1	1	1	-
Civil Support	VS	4	16	16	13	3
Adult Total		14	53	53	24	29
Juvenile						
Capias	CA	0	1	1	0	1
Custody Visitation	CV	2	5	5	2	3
Felony	DF	0	18	18	0	18
Misdemeanor	DM	1	7	7	0	7
Entrustment	ET	1	2	2	1	1
Foster Care Review	FC	1	2	2	1	1
Petition	PT	1	2	2	1	1
Remand Custody	RC	2	2	2	2	-
Remand Visitation	RV	2	2	2	2	-
Show Cause	SC	0	1	1	0	1
Traffic	T	0	3	3	0	3
Juvenile Total		10	45	45	9	36
King William Totals		24	98	98	33	65

Calendared Filings					
	M	T	W	R	F
Week 1					
Week 2					
Week 3					



CASELOAD STATISTICS OF THE JUVENILE & DOMESTIC RELATIONS COURTS

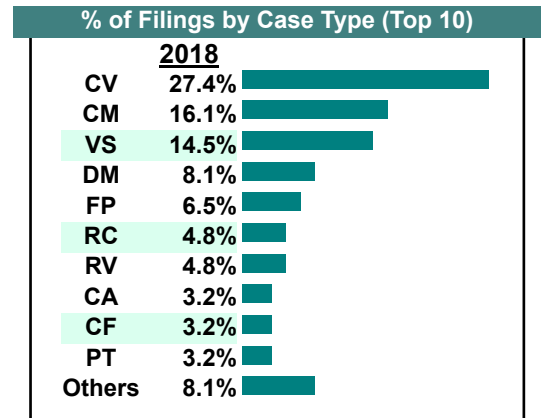
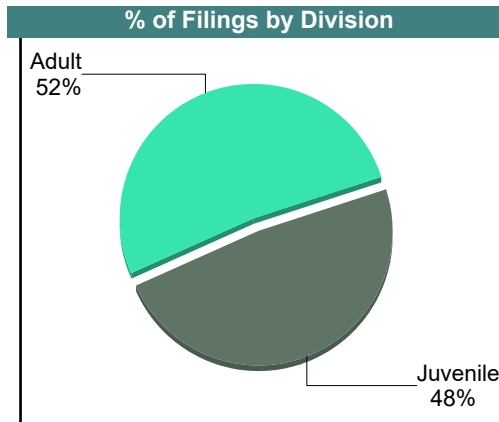
King William

District: 9

November 2018

		Filings	Hearings	Transactions	Concluded	Cont
Adult						
Capias	CA	2	3	3	0	3
Felony	CF	2	6	6	1	5
Misdemeanor	CM	10	21	21	4	17
Family Abuse - Prot Order	FP	4	5	5	2	3
Motion - Prot Order	MP	1	1	1	1	-
Remand Support	RS	1	1	1	1	-
Show Cause	SC	2	4	4	1	3
SL/Other	SL	1	1	1	1	-
Civil Support	VS	9	18	18	10	8
Adult Total		32	60	60	21	39
Juvenile						
Abuse or Neglect	AN	0	4	4	2	2
Custody Visitation	CV	17	35	35	24	10
Felony	DF	0	2	2	2	-
Misdemeanor	DM	5	6	6	1	5
Petition	PT	2	2	2	2	-
Remand Custody	RC	3	3	3	3	-
Remand Visitation	RV	3	3	3	3	-
Traffic	T	0	1	1	0	1
Juvenile Total		30	56	56	37	18
King William Totals		62	116	116	58	57

Calendared Filings					
	M	T	W	R	F
Week 1					
Week 2					
Week 3					
Week 4					
Week 5					



CASELOAD STATISTICS OF THE JUVENILE & DOMESTIC RELATIONS COURTS

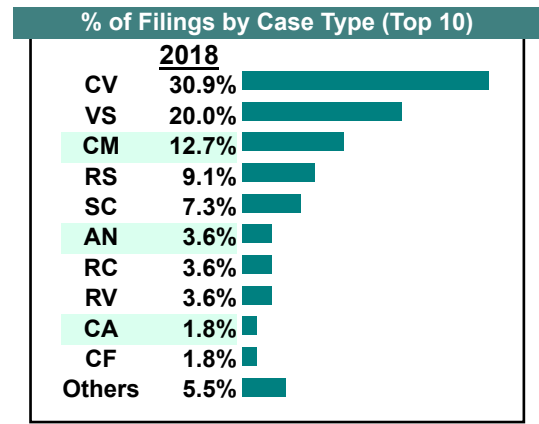
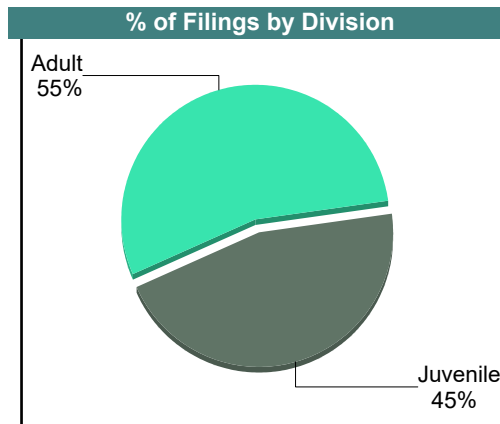
King William

District: 9

October 2018

		Filings	Hearings	Transactions	Concluded	Cont
Adult						
Capias	CA	1	2	2	1	1
Felony	CF	1	1	1	0	1
Misdemeanor	CM	7	19	19	6	13
Family Abuse - Prot Order	FP	1	4	4	4	-
Remand Support	RS	5	5	5	5	-
Show Cause	SC	4	9	9	8	1
Civil Support	VS	11	18	18	12	6
Adult Total		30	58	58	36	22
Juvenile						
Abuse or Neglect	AN	2	4	4	0	4
Custody Visitation	CV	17	20	20	13	7
Felony	DF	0	1	1	1	-
Misdemeanor	DM	0	1	1	0	1
Petition	PT	1	2	2	0	2
Remand Custody	RC	2	2	2	2	-
Remand Visitation	RV	2	2	2	2	-
Show Cause	SC	0	1	1	1	-
Traffic	T	1	4	5	5	-
Juvenile Total		25	37	38	24	14
King William Totals		55	95	96	60	36

Calendared Filings					
	M	T	W	R	F
Week 1	█	█			
Week 2	█	█		█	█
Week 3	█		█		



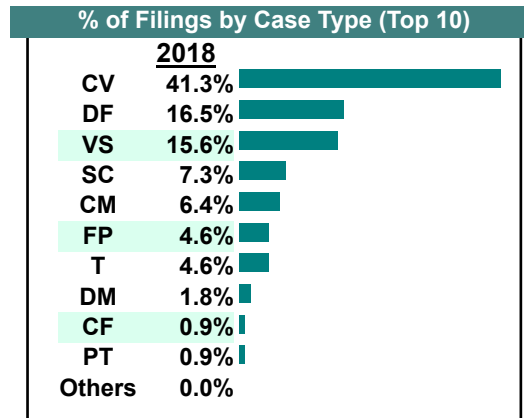
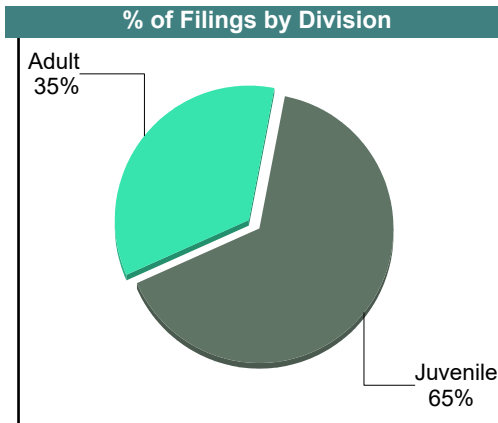
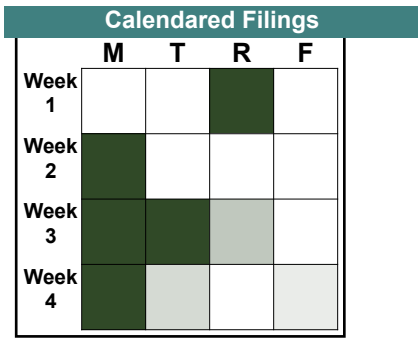
CASELOAD STATISTICS OF THE JUVENILE & DOMESTIC RELATIONS COURTS

September 2018

King William

District: 9

		Filings	Hearings	Transactions	Concluded	Cont
Adult						
Capias	CA	0	7	7	5	2
Felony	CF	1	5	5	4	1
Misdemeanor	CM	7	27	27	11	16
Family Abuse - Prot Order	FP	5	7	7	3	4
Show Cause	SC	8	22	22	14	8
Civil Support	VS	17	21	21	11	10
Adult Total		38	89	89	48	41
Juvenile						
Custody Visitation	CV	45	54	54	39	15
Felony	DF	18	21	21	0	21
Misdemeanor	DM	2	6	6	0	6
Petition	PT	1	1	1	0	1
Show Cause	SC	0	8	8	0	8
Traffic	T	5	5	5	0	5
Juvenile Total		71	95	95	39	56
King William Totals		109	184	184	87	97



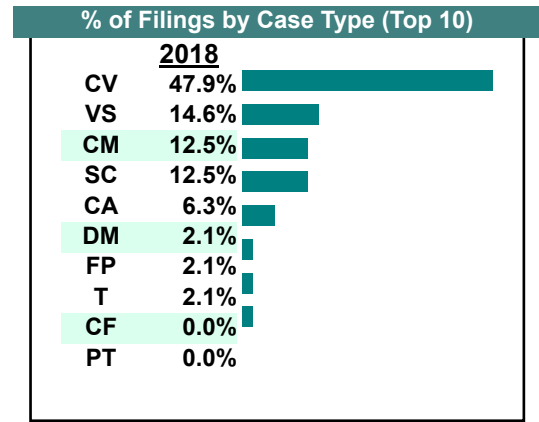
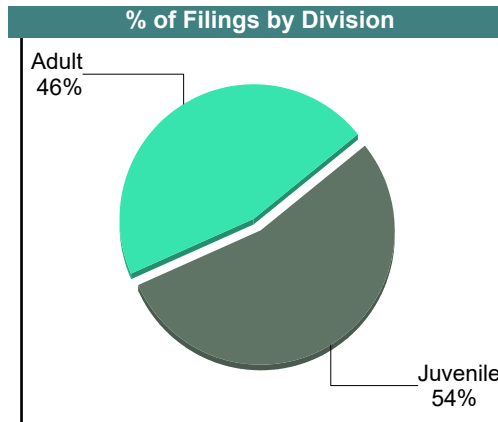
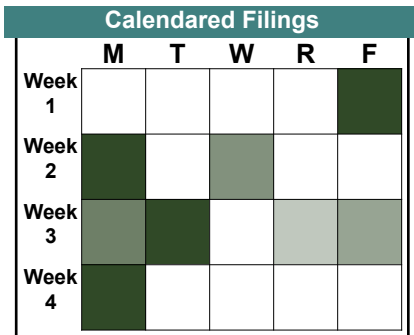
CASELOAD STATISTICS OF THE JUVENILE & DOMESTIC RELATIONS COURTS

August 2018

King William

District: 9

		<u>Filings</u>	<u>Hearings</u>	<u>Transactions</u>	<u>Concluded</u>	<u>Cont</u>
<u>Adult</u>						
Capias	CA	3	3	3	1	2
Felony	CF	0	1	1	0	1
Misdemeanor	CM	6	14	14	4	10
Family Abuse - Prot Order	FP	1	1	1	0	1
Show Cause	SC	5	8	8	3	5
Civil Support	VS	7	15	15	8	7
Adult Total		22	42	42	16	26
<u>Juvenile</u>						
Custody Visitation	CV	23	44	44	35	9
Misdemeanor	DM	1	1	1	0	1
Petition	PT	0	2	2	2	-
Show Cause	SC	1	1	1	0	1
Traffic	T	1	5	5	5	-
Juvenile Total		26	53	53	42	11
King William Totals		48	95	95	58	37



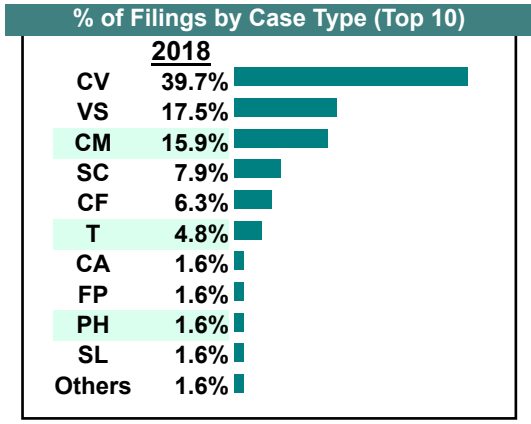
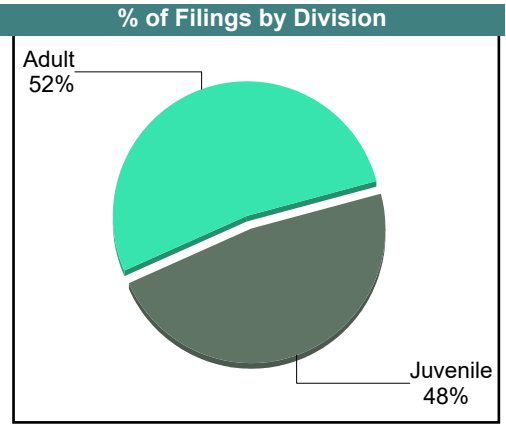
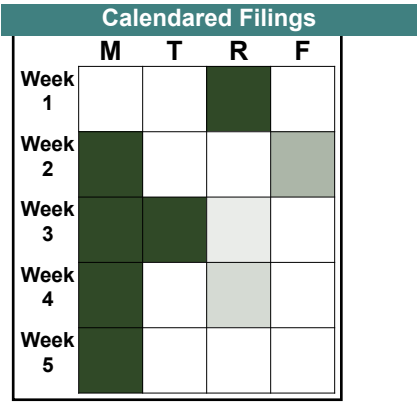
CASELOAD STATISTICS OF THE JUVENILE & DOMESTIC RELATIONS COURTS

July 2018

King William

District: 9

		<u>Filings</u>	<u>Hearings</u>	<u>Transactions</u>	<u>Concluded</u>	<u>Cont</u>
<u>Adult</u>						
Capias	CA	1	7	7	3	4
Felony	CF	4	17	17	8	9
Misdemeanor	CM	10	33	33	12	21
Family Abuse - Prot Order	FP	1	4	4	2	2
Show Cause	SC	5	15	15	9	6
SL/Other	SL	1	1	1	1	-
Civil Support	VS	11	14	14	11	3
Adult Total		33	91	91	46	45
<u>Juvenile</u>						
Abuse or Neglect	AN	0	2	2	2	-
Custody Visitation	CV	25	59	59	45	14
Felony	DF	0	1	1	0	1
Misdemeanor	DM	0	4	4	4	-
Permanency	PH	1	1	1	1	-
Petition	PT	0	2	2	2	-
Traffic	T	3	4	4	1	3
Voluntary Continuing Services Agreement	VA	1	1	1	1	-
Juvenile Total		30	74	74	56	18
King William Totals		63	165	165	102	63



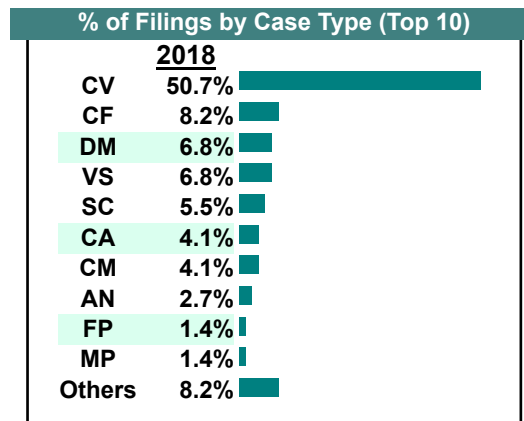
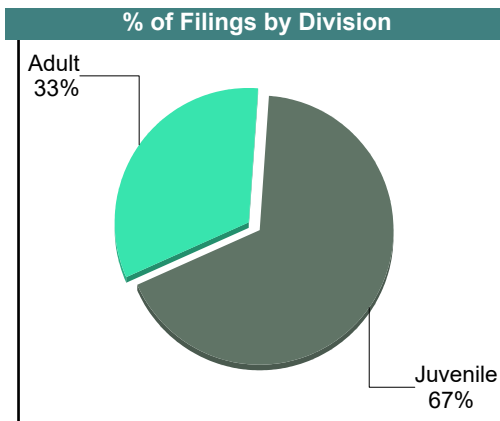
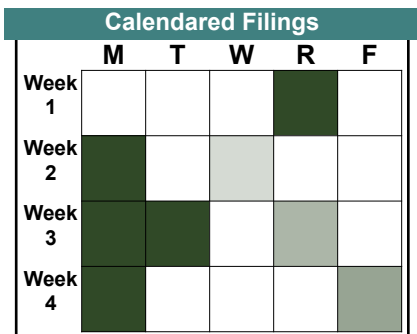
CASELOAD STATISTICS OF THE JUVENILE & DOMESTIC RELATIONS COURTS

King William

District: 9

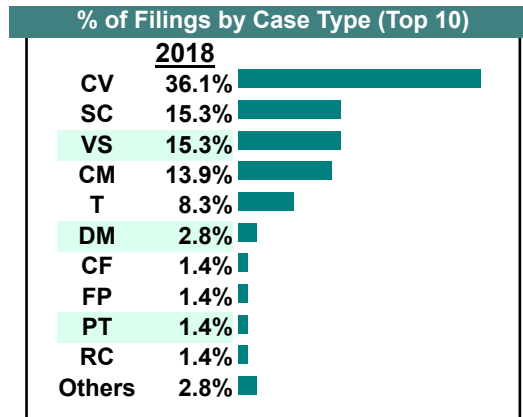
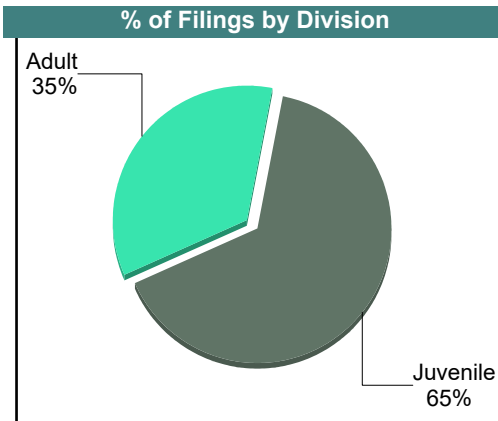
June 2018

		<u>Filings</u>	<u>Hearings</u>	<u>Transactions</u>	<u>Concluded</u>	<u>Cont</u>
Adult						
Capias	CA	3	5	5	1	4
Felony	CF	6	11	11	1	10
Misdemeanor	CM	3	19	19	9	10
Family Abuse - Prot Order	FP	1	3	3	1	2
Motion - Prot Order	MP	1	2	2	1	1
Remand Support	RS	1	1	1	1	-
Show Cause	SC	4	12	12	4	8
SL/Other	SL	0	1	1	1	-
Civil Support	VS	5	11	11	7	4
Adult Total		24	65	65	26	39
Juvenile						
Abuse or Neglect	AN	2	2	2	0	2
Capias	CA	0	1	1	0	1
Custody Visitation	CV	37	55	55	28	27
Felony	DF	0	3	3	3	-
Misdemeanor	DM	5	17	17	7	10
Permanency	PH	1	1	1	1	-
Petition	PT	1	1	1	0	1
Remand Custody	RC	1	1	1	1	-
Remand Visitation	RV	1	1	1	1	-
Show Cause	SC	0	1	1	0	1
Traffic	T	1	5	5	3	2
Truancy	TR	0	1	1	1	-
Juvenile Total		49	89	89	45	44
King William Totals		73	154	154	71	83



		Filings	Hearings	Transactions	Concluded	Cont
Adult						
Capias	CA	0	2	2	2	-
Felony	CF	1	2	2	1	1
Misdemeanor	CM	10	16	16	2	14
Family Abuse - Prot Order	FP	1	4	4	1	3
Remand Support	RS	1	1	1	1	-
Show Cause	SC	1	7	7	6	1
Civil Support	VS	11	14	14	8	6
Adult Total		25	46	46	21	25
Juvenile						
Custody Visitation	CV	26	53	53	45	8
Felony	DF	0	9	9	3	6
Misdemeanor	DM	2	9	9	7	2
Petition	PT	1	1	1	0	1
Remand Custody	RC	1	1	1	1	-
Remand Visitation	RV	1	1	1	1	-
Show Cause	SC	10	10	10	4	6
Traffic	T	6	6	7	4	3
Juvenile Total		47	90	91	65	26
King William Totals		72	136	137	86	51

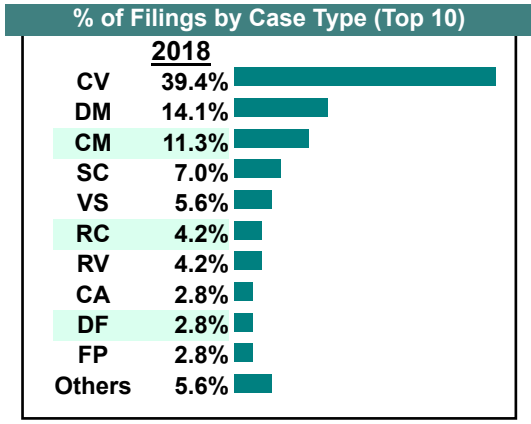
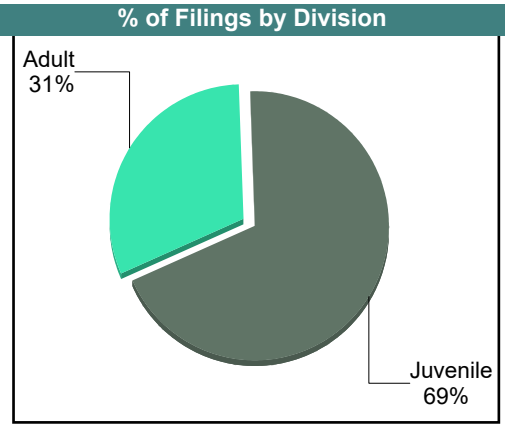
Calendared Filings				
	M	T	W	R
Week 1			■	■
Week 2	■			
Week 3	■	■		
Week 4	■		■	■



April 2018

		Filings	Hearings	Transactions	Concluded	Cont
Adult						
Capias	CA	2	9	9	1	8
Felony	CF	0	3	3	2	1
Misdemeanor	CM	8	19	19	3	16
Family Abuse - Prot Order	FP	2	2	2	1	1
Show Cause	SC	5	17	17	2	15
SL/Other	SL	1	1	1	1	-
Civil Support	VS	4	18	18	12	6
Adult Total		22	69	69	22	47
Juvenile						
Abuse or Neglect	AN	0	2	2	1	1
Custody Visitation	CV	28	57	57	34	23
Felony	DF	2	2	2	0	2
Misdemeanor	DM	10	13	13	10	3
Petition	PT	2	2	2	0	2
Remand Custody	RC	3	3	3	3	-
Remand Visitation	RV	3	3	3	3	-
Traffic	T	1	2	2	1	1
Juvenile Total		49	84	84	52	32
King William Totals		71	153	153	74	79

Calendared Filings				
	M	T	R	F
Week 1				
Week 2				
Week 3				
Week 4				
Week 5				



CASELOAD STATISTICS OF THE JUVENILE & DOMESTIC RELATIONS COURTS

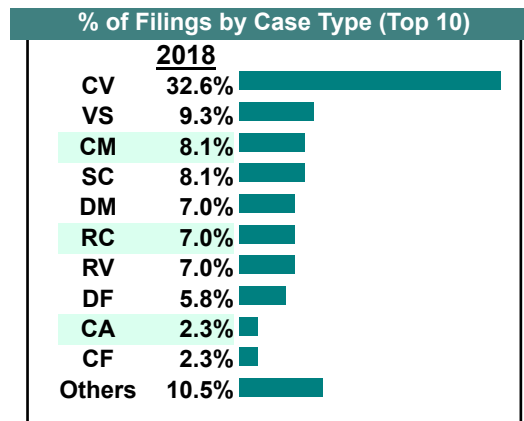
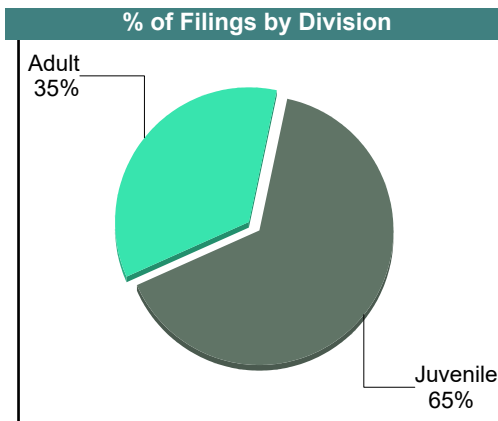
King William

District: 9

March 2018

		<u>Filings</u>	<u>Hearings</u>	<u>Transactions</u>	<u>Concluded</u>	<u>Cont</u>
<u>Adult</u>						
Bond Forfeiture	BF	1	1	1	1	-
Capias	CA	1	6	6	2	4
Felony	CF	2	8	8	3	5
Misdemeanor	CM	7	25	25	12	13
Family Abuse - Prot Order	FP	0	5	5	2	3
Violation of PO	PV	1	1	1	1	-
Remand Support	RS	2	2	2	2	-
Show Cause	SC	6	15	15	7	8
SL/Other	SL	2	2	2	1	1
Civil Support	VS	8	12	12	4	8
Adult Total		30	77	77	35	42
<u>Juvenile</u>						
Abuse or Neglect	AN	1	1	1	0	1
Capias	CA	1	2	2	0	2
Custody Visitation	CV	28	51	51	32	19
Felony	DF	5	13	13	8	5
Misdemeanor	DM	6	18	18	5	13
Foster Care Review	FC	1	1	1	1	-
Petition	PT	1	1	1	1	-
Remand Custody	RC	6	6	6	6	-
Remand Visitation	RV	6	6	6	6	-
Show Cause	SC	1	2	2	0	2
Traffic	T	0	2	2	2	-
Juvenile Total		56	103	103	61	42
King William Totals		86	180	180	96	84

Calendared Filings					
	M	T	W	R	F
Week 1	█				
Week 2	█	█			█
Week 3	█		█	█	



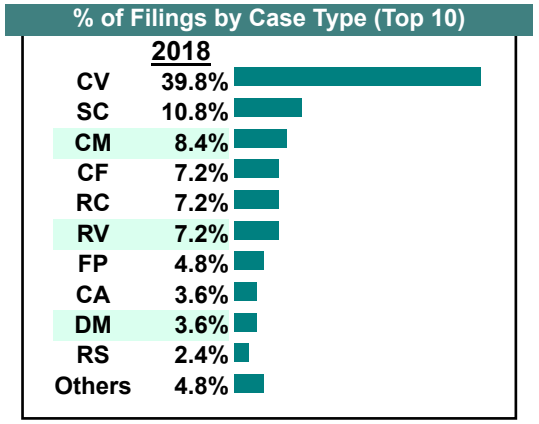
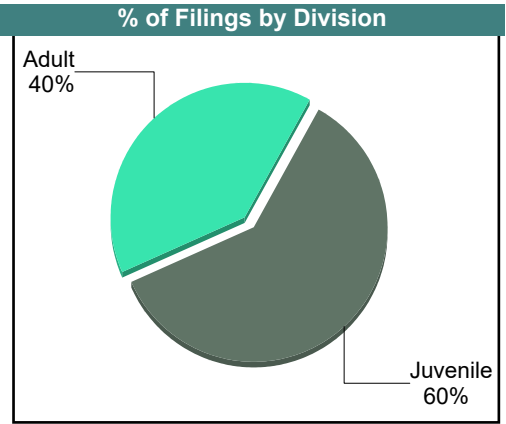

CASELOAD STATISTICS OF THE JUVENILE & DOMESTIC RELATIONS COURTS

February 2018

King William

District: 9

		<u>Filings</u>	<u>Hearings</u>	<u>Transactions</u>	<u>Concluded</u>	<u>Cont</u>
Adult						
Capias	CA	3	9	9	1	8
Felony	CF	6	10	10	1	9
Misdemeanor	CM	7	17	17	4	13
Family Abuse - Prot Order	FP	4	5	5	3	2
Other	OT	1	1	1	1	-
Remand Support	RS	2	2	2	2	-
Show Cause	SC	9	11	11	6	5
Civil Support	VS	1	2	2	1	1
Adult Total		33	57	57	19	38
Juvenile						
Custody Visitation	CV	33	59	59	24	35
Felony	DF	0	2	2	2	-
Misdemeanor	DM	3	8	8	1	7
Remand Custody	RC	6	6	6	6	-
Remand Visitation	RV	6	6	6	6	-
Show Cause	SC	0	1	1	1	-
Traffic	T	2	8	8	3	5
Juvenile Total		50	90	90	43	47
King William Totals		83	147	147	62	85



CASELOAD STATISTICS OF THE JUVENILE & DOMESTIC RELATIONS COURTS

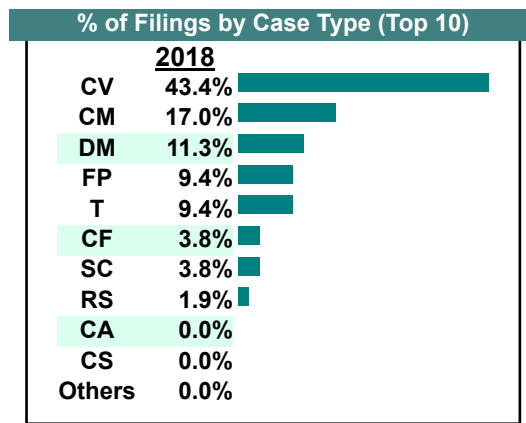
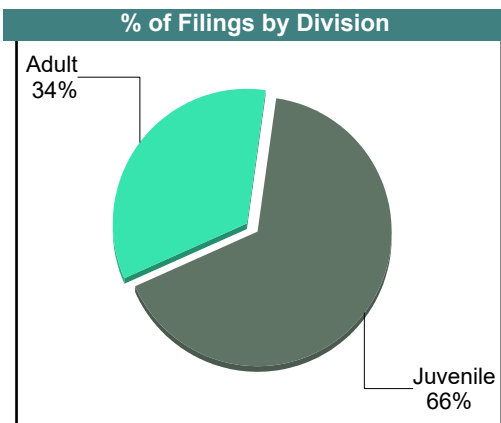
January 2018

King William

District: 9

		<u>Filings</u>	<u>Hearings</u>	<u>Transactions</u>	<u>Concluded</u>	<u>Cont</u>
<u>Adult</u>						
Capias	CA	0	1	1	0	1
Felony	CF	2	7	7	4	3
Misdemeanor	CM	9	25	25	8	17
Family Abuse - Prot Order	FP	5	7	7	2	5
Remand Support	RS	1	1	1	1	-
Show Cause	SC	1	5	5	1	4
Civil Support	VS	0	4	4	1	3
Adult Total		18	50	50	17	33
<u>Juvenile</u>						
Child in Need of Services	CS	0	1	1	1	-
Custody Visitation	CV	23	41	41	28	13
Felony	DF	0	10	10	3	7
Misdemeanor	DM	6	17	17	7	10
Show Cause	SC	1	1	1	0	1
Traffic	T	5	11	12	7	5
Truancy	TR	0	2	2	1	1
Juvenile Total		35	83	84	47	37
King William Totals		53	133	134	64	70

Calendared Filings				
	M	T	W	R
Week 1			■	
Week 2	■			
Week 3		■		■
Week 4	■	■		
Week 5	■		■	



CASELOAD STATISTICS OF THE JUVENILE & DOMESTIC RELATIONS COURTS

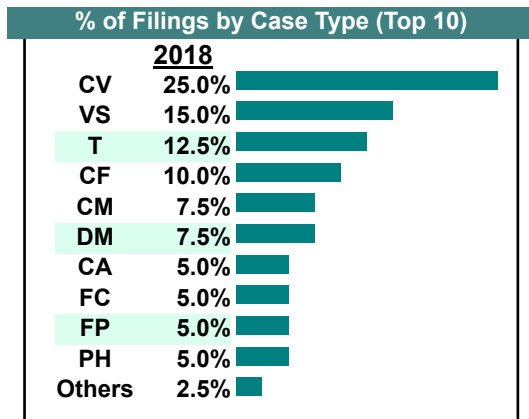
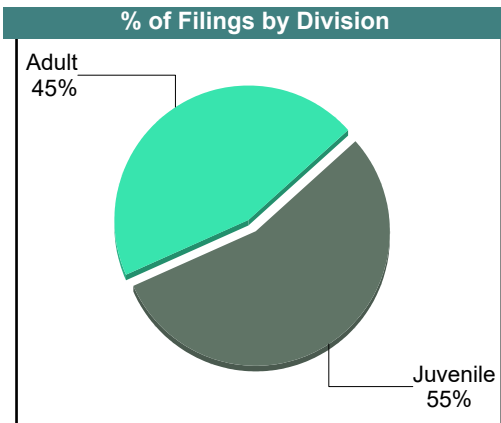
December 2018

Mathews

District: **9**

		<u>Filings</u>	<u>Hearings</u>	<u>Transactions</u>	<u>Concluded</u>	<u>Cont</u>
<u>Adult</u>						
Capias	CA	2	5	5	2	3
Felony	CF	4	5	5	1	4
Misdemeanor	CM	3	14	14	8	6
Family Abuse - Prot Order	FP	2	6	6	4	2
Motion - Prot Order	MP	1	1	1	1	-
Show Cause	SC	0	6	6	2	4
SL/Other	SL	0	1	1	0	1
Civil Support	VS	6	8	8	7	1
Adult Total		18	46	46	25	21
<u>Juvenile</u>						
Custody Visitation	CV	10	15	15	6	9
Felony	DF	0	1	1	1	-
Misdemeanor	DM	3	11	11	5	6
Foster Care Review	FC	2	2	2	2	-
Permanency	PH	2	2	2	2	-
Traffic	T	5	6	6	0	6
Juvenile Total		22	37	37	16	21
Mathews Totals		40	83	83	41	42

Calendared Filings				
	M	T	W	R
Week 1				
Week 2				
Week 3				
Week 4				



CASELOAD STATISTICS OF THE JUVENILE & DOMESTIC RELATIONS COURTS

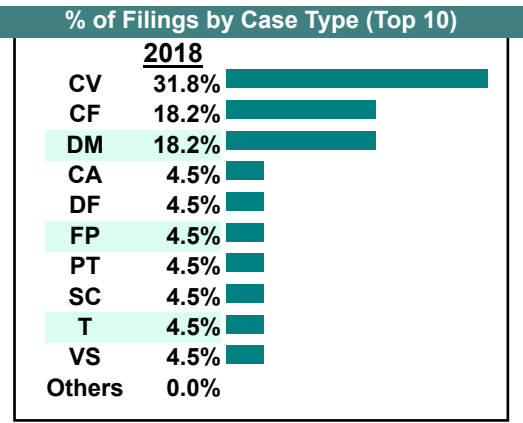
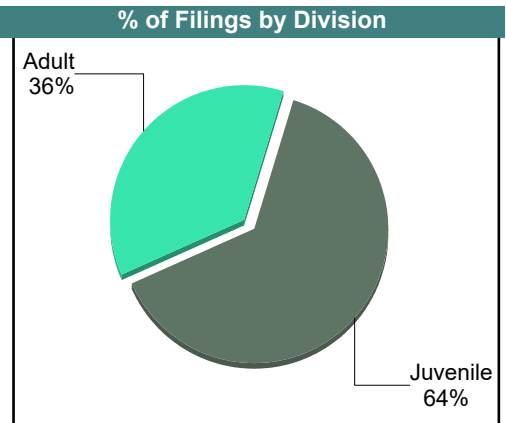
November 2018

Mathews

District: 9

		<u>Filings</u>	<u>Hearings</u>	<u>Transactions</u>	<u>Concluded</u>	<u>Cont</u>
<u>Adult</u>						
Capias	CA	1	1	1	1	-
Felony	CF	4	26	26	3	23
Misdemeanor	CM	0	8	8	3	5
Family Abuse - Prot Order	FP	1	2	2	1	1
Show Cause	SC	1	2	2	1	1
Civil Support	VS	1	1	1	0	1
Adult Total		8	40	40	9	31
<u>Juvenile</u>						
Custody Visitation	CV	7	8	8	5	3
Felony	DF	1	1	1	0	1
Misdemeanor	DM	4	7	7	1	6
Petition	PT	1	1	1	1	-
Status	ST	0	1	1	1	-
Traffic	T	1	4	4	1	3
Juvenile Total		14	22	22	9	13
Mathews Totals		22	62	62	18	44

Calendared Filings				
	M	T	W	R
Week 1			■	
Week 2				■
Week 3			■	
Week 4	■			



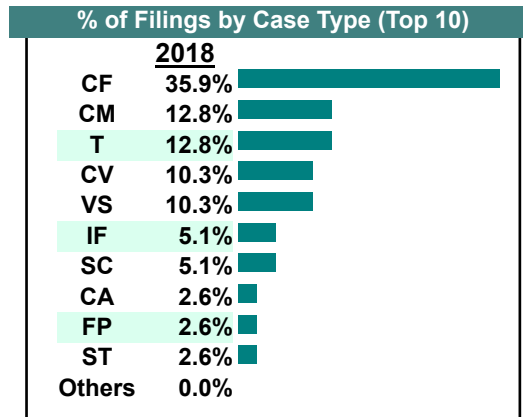
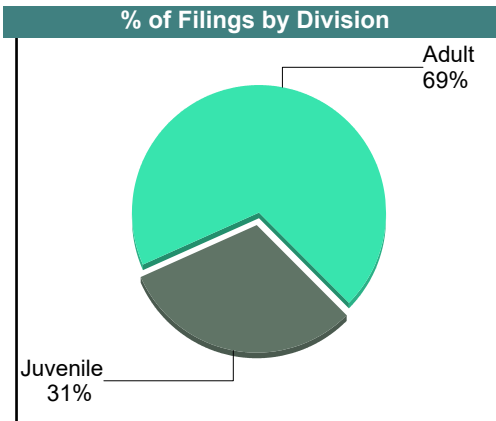
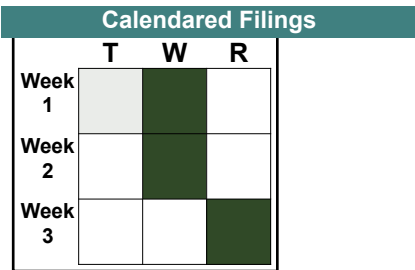
CASELOAD STATISTICS OF THE JUVENILE & DOMESTIC RELATIONS COURTS

October 2018

Mathews

District: 9

		<u>Filings</u>	<u>Hearings</u>	<u>Transactions</u>	<u>Concluded</u>	<u>Cont</u>
<u>Adult</u>						
Capias	CA	1	3	3	0	3
Felony	CF	14	16	16	13	3
Misdemeanor	CM	5	14	14	2	12
Family Abuse - Prot Order	FP	1	1	1	0	1
Show Cause	SC	2	8	8	5	3
SL/Other	SL	0	1	1	0	1
Civil Support	VS	4	5	5	3	2
Adult Total		27	48	48	23	25
<u>Juvenile</u>						
Abuse or Neglect	AN	0	1	1	1	-
Child in Need of Services	CS	0	2	2	2	-
Custody Visitation	CV	4	6	6	6	-
Misdemeanor	DM	0	4	4	0	4
Initial Foster Care	IF	2	2	2	2	-
Status	ST	1	2	2	2	-
Traffic	T	5	6	6	4	2
Truancy	TR	0	1	1	0	1
Juvenile Total		12	24	24	17	7
Mathews Totals		39	72	72	40	32



CASELOAD STATISTICS OF THE JUVENILE & DOMESTIC RELATIONS COURTS

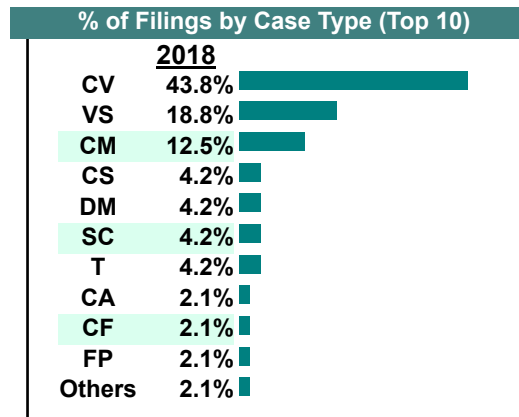
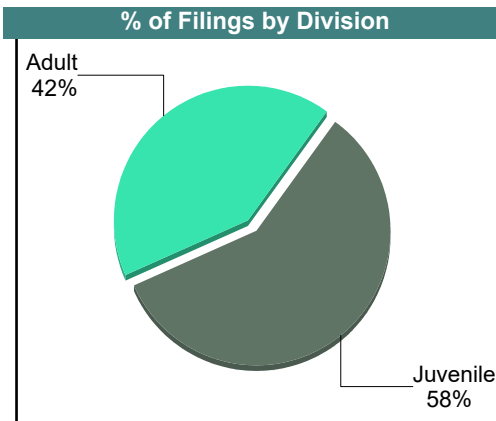
September 2018

Mathews

District: 9

		<u>Filings</u>	<u>Hearings</u>	<u>Transactions</u>	<u>Concluded</u>	<u>Cont</u>
<u>Adult</u>						
Capias	CA	1	1	1	0	1
Felony	CF	1	4	4	1	3
Misdemeanor	CM	6	14	14	1	13
Family Abuse - Prot Order	FP	1	2	2	0	2
Show Cause	SC	2	5	5	2	3
Civil Support	VS	9	10	10	5	5
Adult Total		20	36	36	9	27
<u>Juvenile</u>						
Child in Need of Services	CS	2	2	2	0	2
Custody Visitation	CV	21	37	37	28	9
Felony	DF	0	1	1	0	1
Misdemeanor	DM	2	7	7	4	3
Permanency	PH	1	1	1	1	-
Show Cause	SC	0	1	1	1	-
Status	ST	0	1	1	1	-
Traffic	T	2	4	4	1	3
Juvenile Total		28	54	54	36	18
Mathews Totals		48	90	90	45	45

Calendared Filings				
	M	T	W	R
Week 1			■	
Week 2	■			
Week 3		■	■	



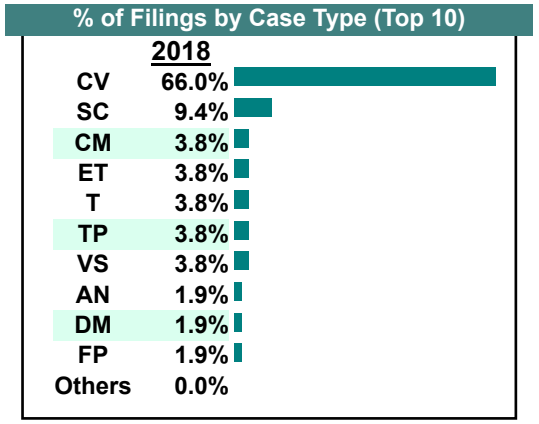
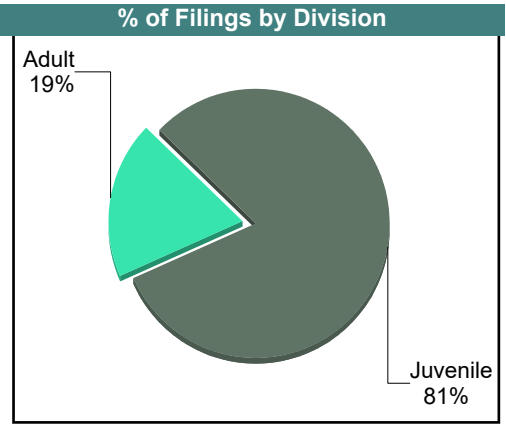
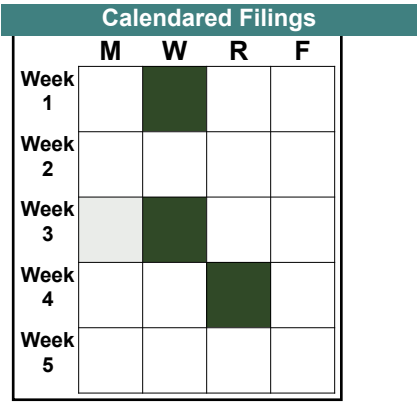
CASELOAD STATISTICS OF THE JUVENILE & DOMESTIC RELATIONS COURTS

August 2018

Mathews

District: 9

		<u>Filings</u>	<u>Hearings</u>	<u>Transactions</u>	<u>Concluded</u>	<u>Cont</u>
<u>Adult</u>						
Felony	CF	0	21	21	0	21
Misdemeanor	CM	2	10	10	3	7
Family Abuse - Prot Order	FP	1	2	2	1	1
Other	OT	0	5	5	5	-
Show Cause	SC	5	9	9	1	8
SL/Other	SL	0	1	1	0	1
Civil Support	VS	2	5	5	5	-
Adult Total		10	53	53	15	38
<u>Juvenile</u>						
Abuse or Neglect	AN	1	2	2	0	2
Custody Visitation	CV	35	48	48	47	1
Felony	DF	0	5	5	4	1
Misdemeanor	DM	1	10	10	4	6
Entrustment	ET	2	2	2	2	-
Status	ST	0	2	2	2	-
Traffic	T	2	5	5	1	4
Term Parental Rights	TP	2	2	2	2	-
Juvenile Total		43	76	76	62	14
Mathews Totals		53	129	129	77	52



CASELOAD STATISTICS OF THE JUVENILE & DOMESTIC RELATIONS COURTS

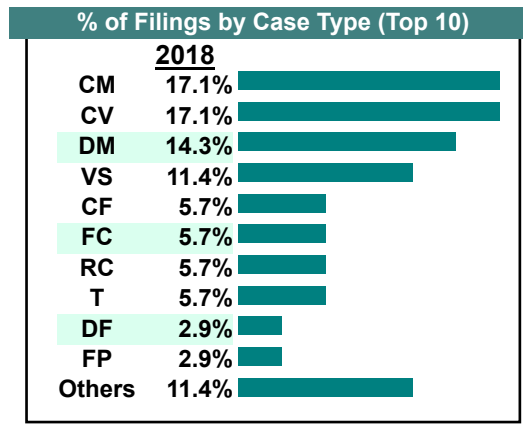
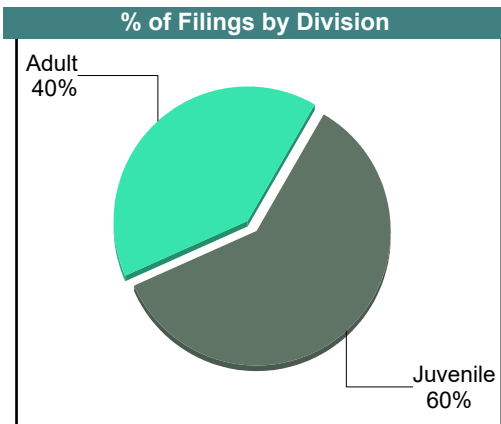
July 2018

Mathews

District: 9

		<u>Filings</u>	<u>Hearings</u>	<u>Transactions</u>	<u>Concluded</u>	<u>Cont</u>
<u>Adult</u>						
Capias	CA	0	2	2	1	1
Felony	CF	2	7	7	4	3
Misdemeanor	CM	6	12	12	3	9
Family Abuse - Prot Order	FP	1	2	2	0	2
Show Cause	SC	1	7	7	5	2
Civil Support	VS	4	5	5	3	2
Adult Total		14	35	35	16	19
<u>Juvenile</u>						
Abuse or Neglect	AN	0	3	3	3	-
Custody Visitation	CV	6	9	9	6	3
Felony	DF	1	1	1	0	1
Misdemeanor	DM	5	8	8	0	8
Foster Care Review	FC	2	2	2	2	-
Remand Custody	RC	2	2	2	2	-
Remand Visitation	RV	1	1	1	1	-
Status	ST	1	2	2	0	2
Traffic	T	2	7	7	4	3
Truancy	TR	1	1	1	0	1
Juvenile Total		21	36	36	18	18
Mathews Totals		35	71	71	34	37

Calendared Filings					
	M	T	W	R	F
Week 1	█	█		█	
Week 2		█	█	█	
Week 3					█



CASELOAD STATISTICS OF THE JUVENILE & DOMESTIC RELATIONS COURTS

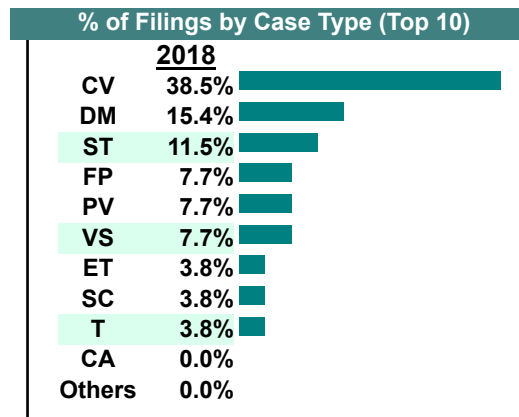
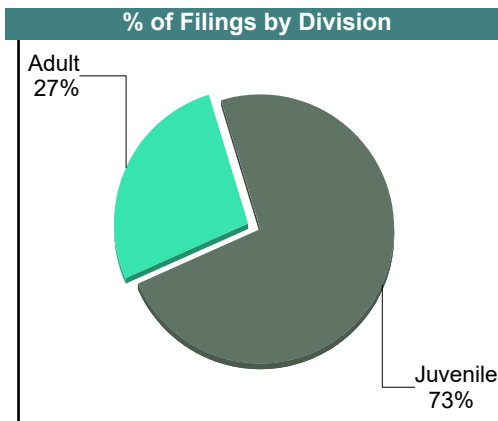
June 2018

Mathews

District: 9

		<u>Filings</u>	<u>Hearings</u>	<u>Transactions</u>	<u>Concluded</u>	<u>Cont</u>
<u>Adult</u>						
Capias	CA	0	4	4	3	1
Felony	CF	0	4	4	4	-
Misdemeanor	CM	0	6	6	4	2
Family Abuse - Prot Order	FP	2	2	2	2	-
Violation of PO	PV	2	2	2	2	-
Show Cause	SC	1	5	5	3	2
SL/Other	SL	0	1	1	0	1
Civil Support	VS	2	4	4	4	-
Adult Total		7	28	28	22	6
<u>Juvenile</u>						
Custody Visitation	CV	10	32	32	13	19
Felony	DF	0	2	2	0	2
Misdemeanor	DM	4	8	8	0	8
Entrustment	ET	1	1	1	1	-
Petition	PT	0	1	1	1	-
Status	ST	3	3	3	0	3
Traffic	T	1	3	3	1	2
Juvenile Total		19	50	50	16	34
Mathews Totals		26	78	78	38	40

Calendared Filings					
	M	T	W	R	F
Week 1					
Week 2					
Week 3					
Week 4					



CASELOAD STATISTICS OF THE JUVENILE & DOMESTIC RELATIONS COURTS

May 2018

Mathews

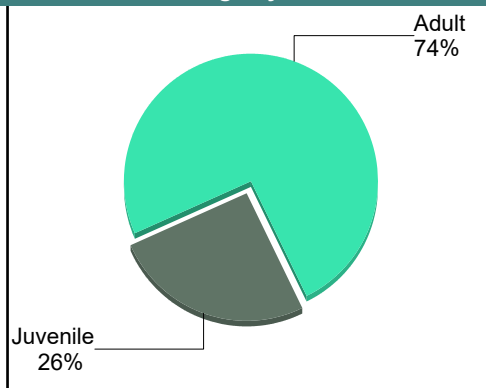
District: 9

		<u>Filings</u>	<u>Hearings</u>	<u>Transactions</u>	<u>Concluded</u>	<u>Cont</u>
Adult						
Capias	CA	1	2	2	1	1
Felony	CF	4	25	25	0	25
Misdemeanor	CM	5	13	13	3	10
Family Abuse - Prot Order	FP	2	4	4	2	2
Other	OT	5	5	5	0	5
Remand Support	RS	1	1	1	1	-
Show Cause	SC	6	9	9	3	6
Civil Support	VS	5	6	6	2	4
Adult Total		29	65	65	12	53
Juvenile						
Abuse or Neglect	AN	3	8	8	2	6
Custody Visitation	CV	2	4	4	2	2
Misdemeanor	DM	0	3	3	2	1
Foster Care Review	FC	1	1	1	1	-
Permanency	PH	2	2	2	2	-
Remand Custody	RC	1	1	1	1	-
Remand Visitation	RV	1	1	1	1	-
Show Cause	SC	0	1	1	0	1
Traffic	T	0	1	1	1	-
Juvenile Total		10	22	22	12	10
Mathews Totals		39	87	87	24	63

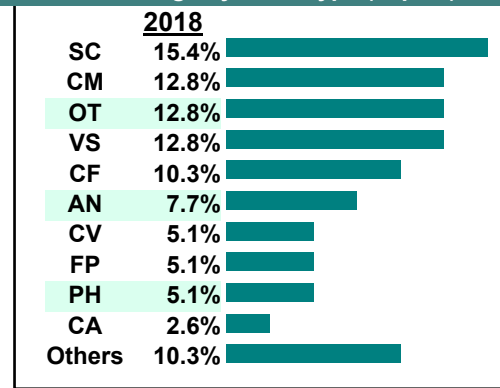
Calendared Filings

	M	T	W	R
Week 1				
Week 2				
Week 3				
Week 4				
Week 5				

% of Filings by Division



% of Filings by Case Type (Top 10)



CASELOAD STATISTICS OF THE JUVENILE & DOMESTIC RELATIONS COURTS

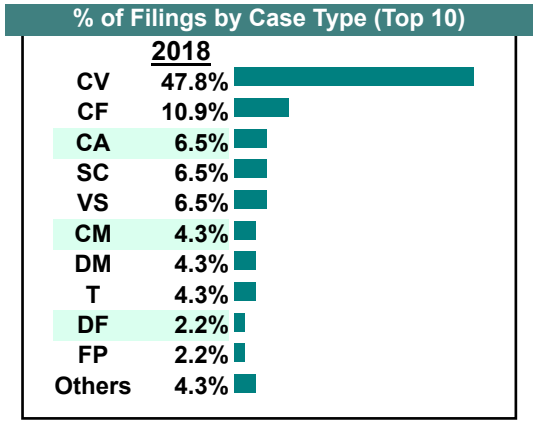
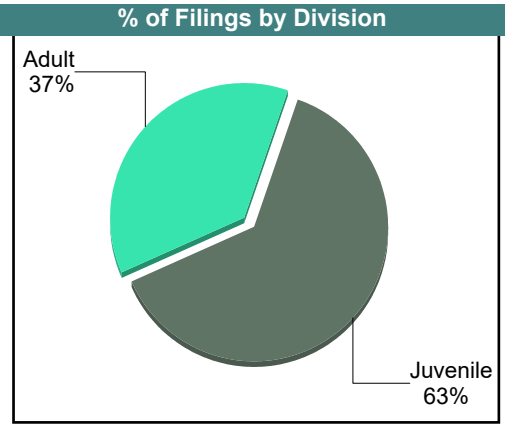
Mathews

District: 9

April 2018

		<u>Filings</u>	<u>Hearings</u>	<u>Transactions</u>	<u>Concluded</u>	<u>Cont</u>
Adult						
Capias	CA	3	4	4	0	4
Felony	CF	5	9	9	5	4
Misdemeanor	CM	2	7	7	3	4
Family Abuse - Prot Order	FP	1	2	2	1	1
Motion - Prot Order	MP	1	1	1	1	-
Show Cause	SC	2	6	6	3	3
SL/Other	SL	0	1	1	0	1
Civil Support	VS	3	3	3	2	1
Adult Total		17	33	33	15	18
Juvenile						
Abuse or Neglect	AN	0	1	1	0	1
Custody Visitation	CV	22	34	34	13	21
Felony	DF	1	5	5	1	4
Misdemeanor	DM	2	9	9	1	8
Petition	PT	1	1	1	0	1
Show Cause	SC	1	1	1	0	1
Traffic	T	2	5	5	4	1
Juvenile Total		29	56	56	19	37
Mathews Totals		46	89	89	34	55

Calendared Filings				
	M	W	R	F
Week 1				
Week 2				
Week 3				
Week 4				



CASELOAD STATISTICS OF THE JUVENILE & DOMESTIC RELATIONS COURTS

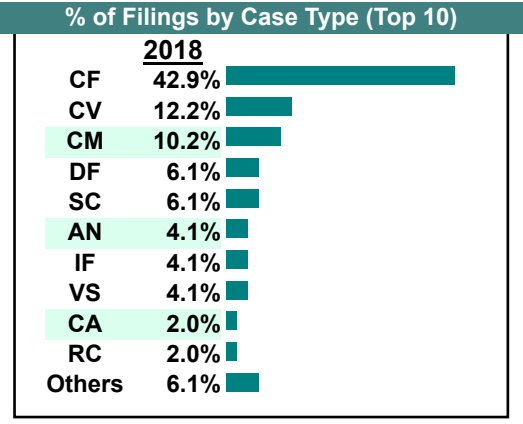
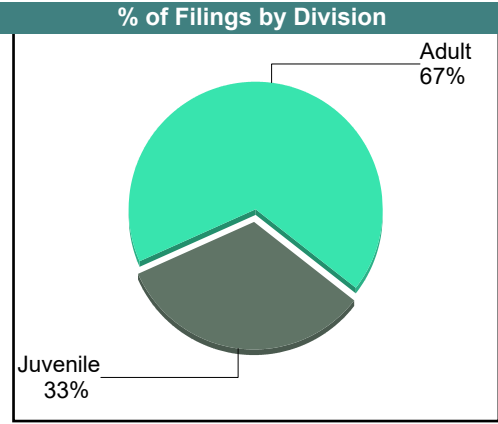
Mathews

District: 9

March 2018

		Filings	Hearings	Transactions	Concluded	Cont
Adult						
Capias	CA	1	1	1	0	1
Felony	CF	21	41	41	16	25
Misdemeanor	CM	5	10	10	2	8
Family Abuse - Prot Order	FP	0	2	2	2	-
Remand Support	RS	1	1	1	1	-
Show Cause	SC	3	5	5	2	3
Civil Support	VS	2	5	5	3	2
Adult Total		33	65	65	26	39
Juvenile						
Abuse or Neglect	AN	2	4	4	2	2
Custody Visitation	CV	6	15	15	9	6
Felony	DF	3	3	3	0	3
Misdemeanor	DM	0	2	2	0	2
Initial Foster Care	IF	2	2	2	2	-
Remand Custody	RC	1	1	1	1	-
Remand Visitation	RV	1	1	1	1	-
Status	ST	0	1	1	0	1
Traffic	T	1	2	2	1	1
Juvenile Total		16	31	31	16	15
Mathews Totals		49	96	96	42	54

Calendared Filings				
	M	W	R	F
Week 1				
Week 2		■	■	
Week 3			■	
Week 4		■		
Week 5				



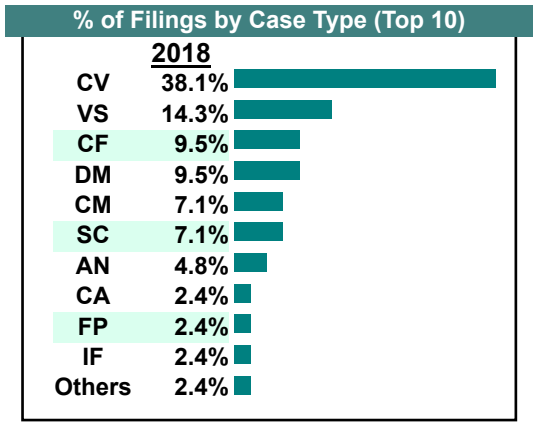
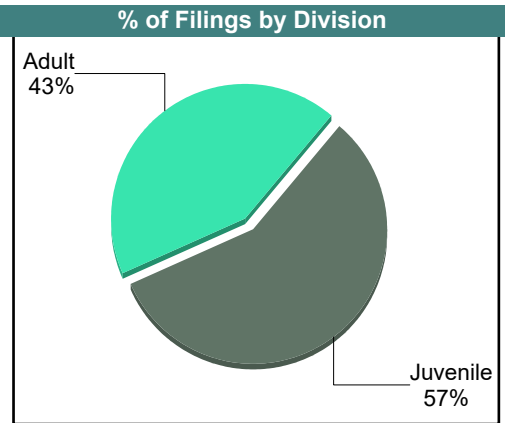

CASELOAD STATISTICS OF THE JUVENILE & DOMESTIC RELATIONS COURTS

February 2018

Mathews

District: 9

		<u>Filings</u>	<u>Hearings</u>	<u>Transactions</u>	<u>Concluded</u>	<u>Cont</u>
<u>Adult</u>						
Capias	CA	1	1	1	0	1
Felony	CF	4	24	24	0	24
Misdemeanor	CM	3	6	6	1	5
Family Abuse - Prot Order	FP	1	1	1	0	1
Show Cause	SC	3	9	9	3	6
SL/Other	SL	0	3	3	2	1
Civil Support	VS	6	9	9	8	1
Adult Total		18	53	53	14	39
<u>Juvenile</u>						
Abuse or Neglect	AN	2	4	4	0	4
Child in Need of Services	CS	0	1	1	1	-
Custody Visitation	CV	16	22	22	10	12
Misdemeanor	DM	4	6	6	0	6
Initial Foster Care	IF	1	1	1	1	-
Traffic	T	1	3	3	2	1
Juvenile Total		24	37	37	14	23
Mathews Totals		42	90	90	28	62



CASELOAD STATISTICS OF THE JUVENILE & DOMESTIC RELATIONS COURTS

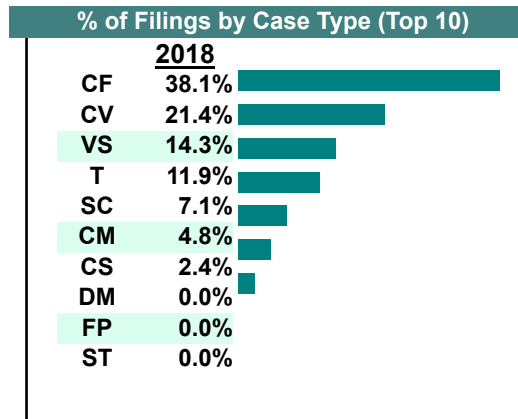
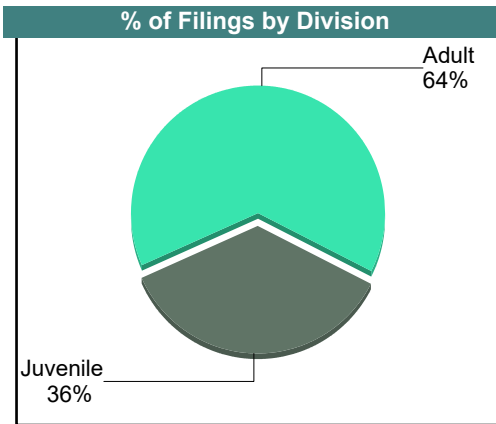
January 2018

Mathews

District: 9

		<u>Filings</u>	<u>Hearings</u>	<u>Transactions</u>	<u>Concluded</u>	<u>Cont</u>
<u>Adult</u>						
Felony	CF	16	16	16	0	16
Misdemeanor	CM	2	9	9	3	6
Family Abuse - Prot Order	FP	0	2	2	1	1
Show Cause	SC	3	7	7	1	6
Civil Support	VS	6	9	9	5	4
Adult Total		27	43	43	10	33
<u>Juvenile</u>						
Child in Need of Services	CS	1	2	2	1	1
Custody Visitation	CV	9	23	23	12	11
Misdemeanor	DM	0	2	2	2	-
Status	ST	0	2	2	2	-
Traffic	T	5	7	7	3	4
Juvenile Total		15	36	36	20	16
Mathews Totals		42	79	79	30	49

Calendared Filings				
	M	W	R	F
Week 1				
Week 2				
Week 3				
Week 4				
Week 5				



CASELOAD STATISTICS OF THE JUVENILE & DOMESTIC RELATIONS COURTS

December 2018

Middlesex

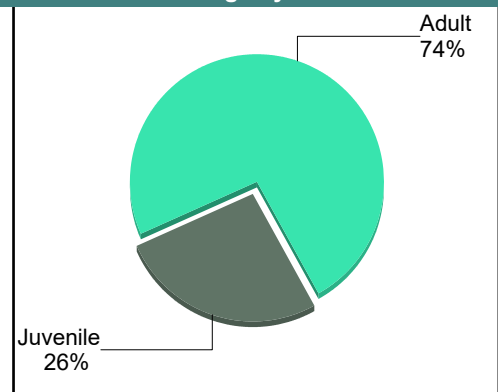
District: 9

		<u>Filings</u>	<u>Hearings</u>	<u>Transactions</u>	<u>Concluded</u>	<u>Cont</u>
<u>Adult</u>						
Capias	CA	1	1	1	1	-
Felony	CF	2	4	4	1	3
Misdemeanor	CM	4	11	11	3	8
Family Abuse - Prot Order	FP	2	3	3	2	1
Show Cause	SC	2	4	4	1	3
SL/Other	SL	0	2	2	0	2
Civil Support	VS	3	5	5	3	2
Adult Total		14	30	30	11	19
<u>Juvenile</u>						
Abuse or Neglect	AN	1	1	1	0	1
Custody Visitation	CV	0	4	4	4	-
Felony	DF	0	3	3	3	-
Misdemeanor	DM	1	2	2	1	1
Foster Care Review	FC	3	3	3	3	-
Juvenile Total		5	13	13	11	2
Middlesex Totals		19	43	43	22	21

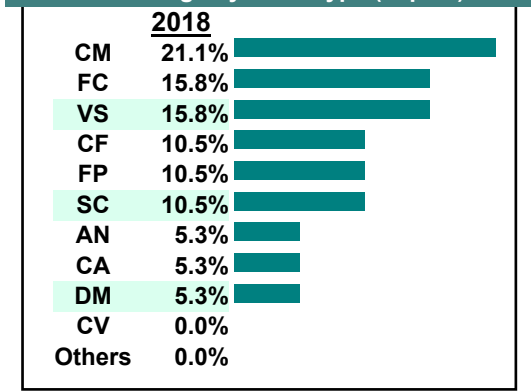
Calendared Filings

	T	W	R
Week 1	█		
Week 2		█	
Week 3			█
Week 4		█	█

% of Filings by Division



% of Filings by Case Type (Top 10)



CASELOAD STATISTICS OF THE JUVENILE & DOMESTIC RELATIONS COURTS

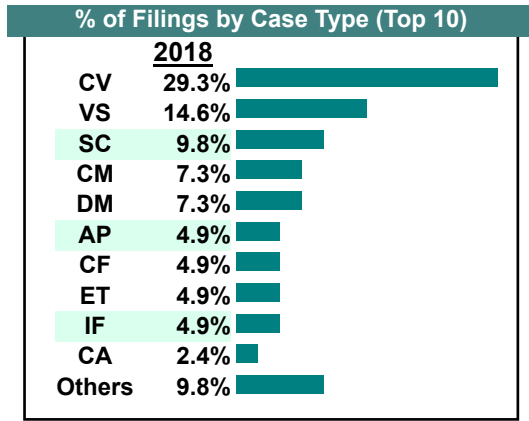
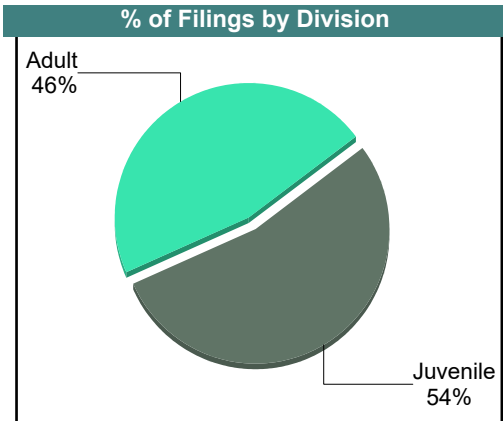
November 2018

Middlesex

District: 9

		<u>Filings</u>	<u>Hearings</u>	<u>Transactions</u>	<u>Concluded</u>	<u>Cont</u>
<u>Adult</u>						
Non-Family Abuse Prot Order	AP	2	3	3	1	2
Capias	CA	1	1	1	1	-
Felony	CF	2	2	2	1	1
Misdemeanor	CM	3	9	9	4	5
Family Abuse - Prot Order	FP	1	2	2	1	1
Show Cause	SC	4	11	11	2	9
SL/Other	SL	0	3	3	0	3
Civil Support	VS	6	10	10	8	2
Adult Total		19	41	41	18	23
<u>Juvenile</u>						
Abuse or Neglect	AN	0	2	2	2	-
Custody Visitation	CV	12	15	15	13	2
Felony	DF	0	3	3	1	2
Misdemeanor	DM	3	17	17	5	12
Entrustment	ET	2	2	2	2	-
Foster Care Review	FC	1	1	1	1	-
Initial Foster Care	IF	2	2	2	2	-
Status	ST	0	2	2	2	-
Traffic	T	1	3	3	0	3
Term Parental Rights	TP	1	1	1	1	-
Juvenile Total		22	48	48	29	19
Middlesex Totals		41	89	89	47	42

Calendared Filings					
	M	T	W	R	F
Week 1					
Week 2					
Week 3					



CASELOAD STATISTICS OF THE JUVENILE & DOMESTIC RELATIONS COURTS

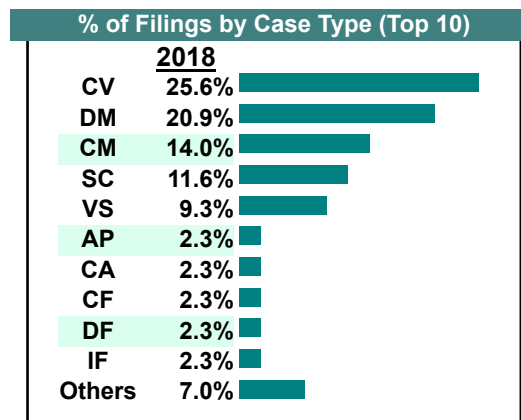
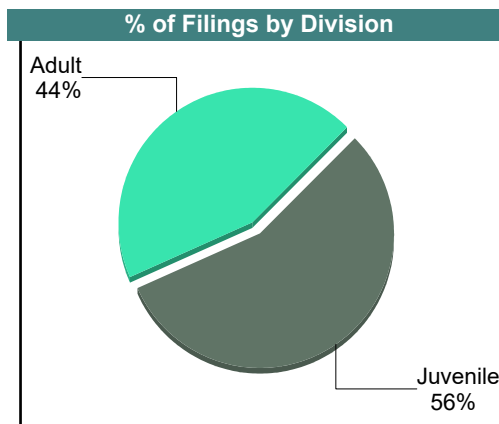
October 2018

Middlesex

District: 9

		<u>Filings</u>	<u>Hearings</u>	<u>Transactions</u>	<u>Concluded</u>	<u>Cont</u>
Adult						
Non-Family Abuse Prot Order	AP	1	1	1	1	-
Capias	CA	1	2	2	2	-
Felony	CF	1	3	3	1	2
Misdemeanor	CM	6	20	20	5	15
Motion - Prot Order	MP	1	1	1	1	-
Show Cause	SC	5	12	12	3	9
SL/Other	SL	0	1	1	0	1
Civil Support	VS	4	6	6	4	2
Adult Total		19	46	46	17	29
Juvenile						
Abuse or Neglect	AN	0	3	3	1	2
Custody Visitation	CV	11	25	25	16	9
Felony	DF	1	2	2	0	2
Misdemeanor	DM	9	11	11	1	10
Initial Foster Care	IF	1	1	1	1	-
Remand Custody	RC	1	1	1	1	-
Remand Visitation	RV	1	1	1	1	-
Traffic	T	0	2	2	2	-
Juvenile Total		24	46	46	23	23
Middlesex Totals		43	92	92	40	52

Calendared Filings					
	M	T	W	R	F
Week 1					
Week 2					
Week 3					
Week 4					



CASELOAD STATISTICS OF THE JUVENILE & DOMESTIC RELATIONS COURTS


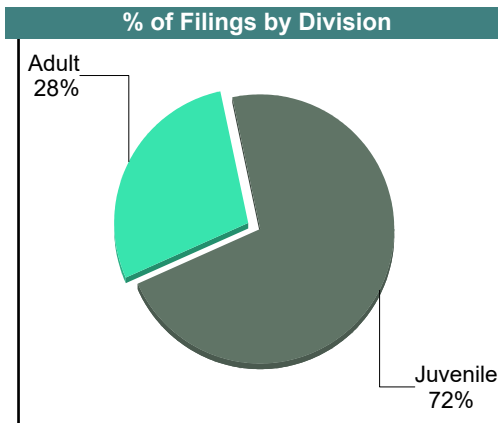
September 2018

Middlesex

District: 9

		<u>Filings</u>	<u>Hearings</u>	<u>Transactions</u>	<u>Concluded</u>	<u>Cont</u>
<u>Adult</u>						
Capias	CA	2	7	7	4	3
Felony	CF	0	4	4	4	-
Misdemeanor	CM	7	23	23	10	13
Show Cause	SC	5	15	15	7	8
SL/Other	SL	0	4	4	0	4
Civil Support	VS	5	6	6	3	3
Adult Total		19	59	59	28	31
<u>Juvenile</u>						
Abuse or Neglect	AN	2	5	5	0	5
Child in Need of Services	CS	0	1	1	1	-
Custody Visitation	CV	28	35	35	22	13
Felony	DF	2	6	6	3	3
Misdemeanor	DM	10	14	14	3	11
Foster Care Review	FC	1	1	1	1	-
Traffic	T	5	5	5	1	4
Juvenile Total		48	67	67	31	36
Middlesex Totals		67	126	126	59	67

Calendared Filings					
	M	T	W	R	F
Week 1		■			
Week 2			■		
Week 3				■	
Week 4			■		■



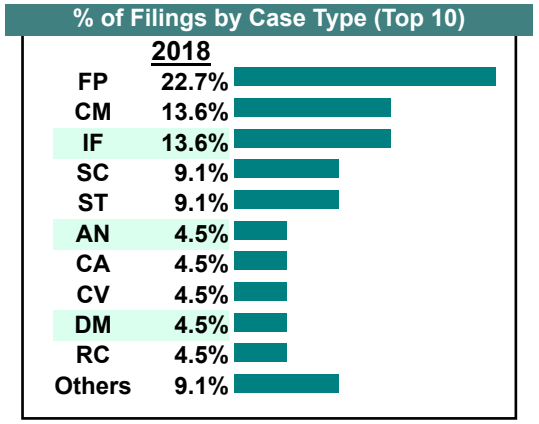
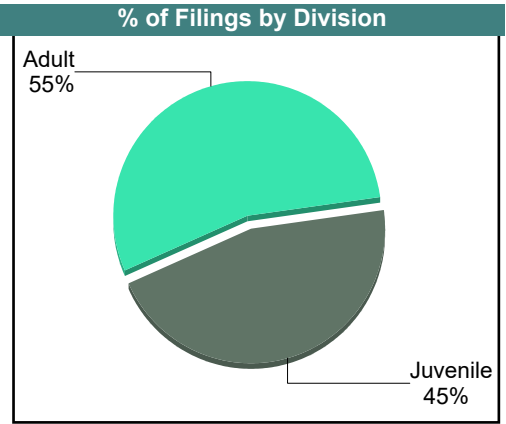
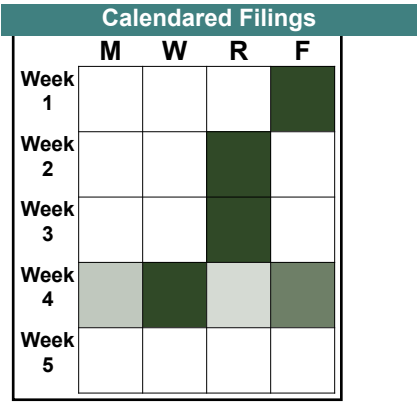
CASELOAD STATISTICS OF THE JUVENILE & DOMESTIC RELATIONS COURTS

August 2018

Middlesex

District: **9**

		<u>Filings</u>	<u>Hearings</u>	<u>Transactions</u>	<u>Concluded</u>	<u>Cont</u>
Adult						
Capias	CA	1	6	6	3	3
Felony	CF	0	3	3	3	-
Misdemeanor	CM	3	10	10	5	5
Family Abuse - Prot Order	FP	5	8	8	6	2
Remand Support	RS	1	1	1	1	-
Show Cause	SC	2	5	5	2	3
Civil Support	VS	0	2	2	2	-
Adult Total		12	35	35	22	13
Juvenile						
Abuse or Neglect	AN	1	5	5	3	2
Custody Visitation	CV	1	13	13	12	1
Felony	DF	0	2	2	2	-
Misdemeanor	DM	1	4	4	0	4
Initial Foster Care	IF	3	3	3	3	-
Remand Custody	RC	1	1	1	1	-
Remand Visitation	RV	1	1	1	1	-
Status	ST	2	2	2	0	2
Juvenile Total		10	31	31	22	9
Middlesex Totals		22	66	66	44	22



CASELOAD STATISTICS OF THE JUVENILE & DOMESTIC RELATIONS COURTS

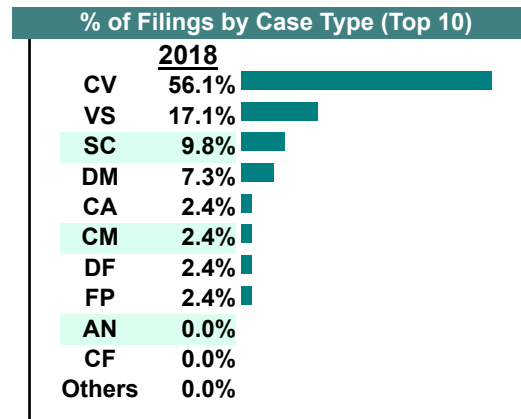
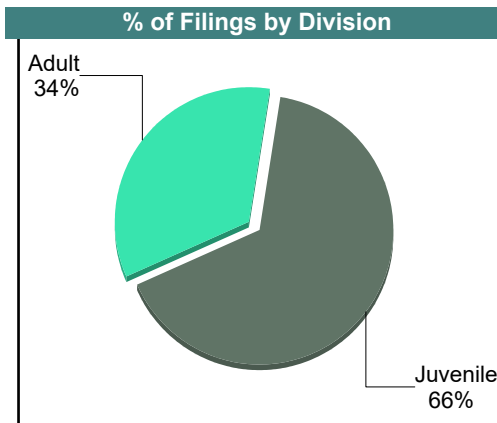
July 2018

Middlesex

District: 9

		<u>Filings</u>	<u>Hearings</u>	<u>Transactions</u>	<u>Concluded</u>	<u>Cont</u>
<u>Adult</u>						
Capias	CA	1	2	2	0	2
Felony	CF	0	3	3	0	3
Misdemeanor	CM	1	5	5	1	4
Family Abuse - Prot Order	FP	1	3	3	2	1
Motion - Prot Order	MP	0	2	2	2	-
Show Cause	SC	4	13	13	7	6
SL/Other	SL	0	5	5	1	4
Civil Support	VS	7	11	11	5	6
Adult Total		14	44	44	18	26
<u>Juvenile</u>						
Abuse or Neglect	AN	0	3	3	0	3
Child in Need of Services	CS	0	1	1	1	-
Custody Visitation	CV	23	36	36	29	7
Felony	DF	1	15	15	8	7
Misdemeanor	DM	3	13	13	6	7
Juvenile Total		27	68	68	44	24
Middlesex Totals		41	112	112	62	50

Calendared Filings					
	M	T	W	R	F
Week 1		■			
Week 2			■		
Week 3					■
Week 4			■		■



CASELOAD STATISTICS OF THE JUVENILE & DOMESTIC RELATIONS COURTS

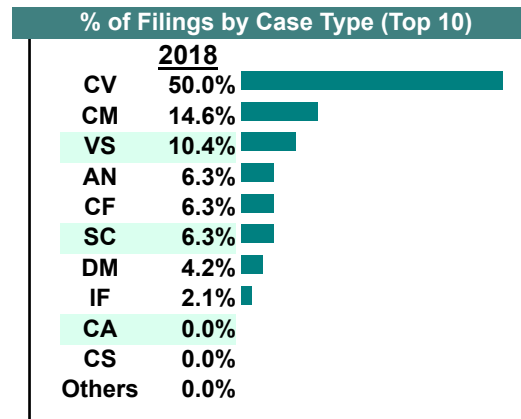
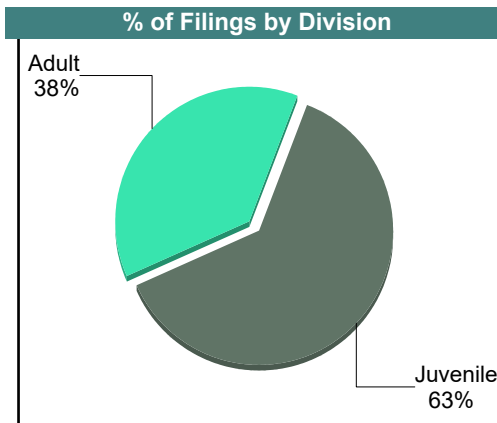
June 2018

Middlesex

District: 9

		<u>Filings</u>	<u>Hearings</u>	<u>Transactions</u>	<u>Concluded</u>	<u>Cont</u>
Adult						
Capias	CA	0	2	2	0	2
Felony	CF	3	7	7	2	5
Misdemeanor	CM	7	11	11	0	11
Show Cause	SC	3	8	8	4	4
SL/Other	SL	0	2	2	0	2
Civil Support	VS	5	7	7	5	2
Adult Total		18	37	37	11	26
Juvenile						
Abuse or Neglect	AN	3	3	3	0	3
Capias	CA	0	1	1	1	-
Child in Need of Services	CS	0	1	1	1	-
Custody Visitation	CV	24	33	33	25	8
Felony	DF	0	5	5	3	2
Misdemeanor	DM	2	5	5	1	4
Initial Foster Care	IF	1	1	1	1	-
Juvenile Total		30	49	49	32	17
Middlesex Totals		48	86	86	43	43

	M	T	W	R	F
Week 1					
Week 2					
Week 3					
Week 4					



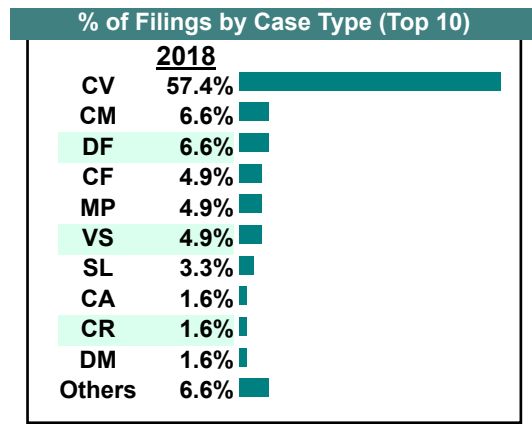
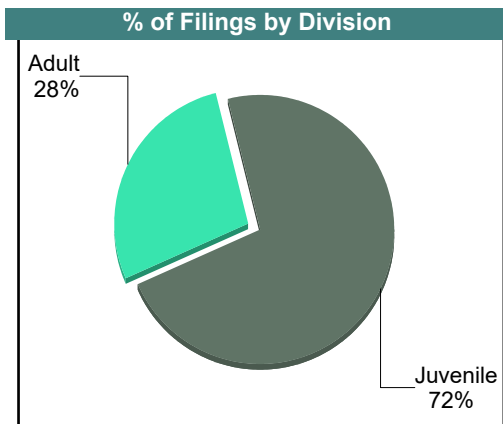
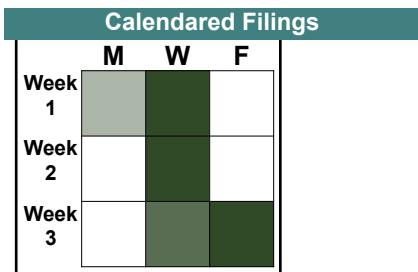
CASELOAD STATISTICS OF THE JUVENILE & DOMESTIC RELATIONS COURTS

May 2018

Middlesex

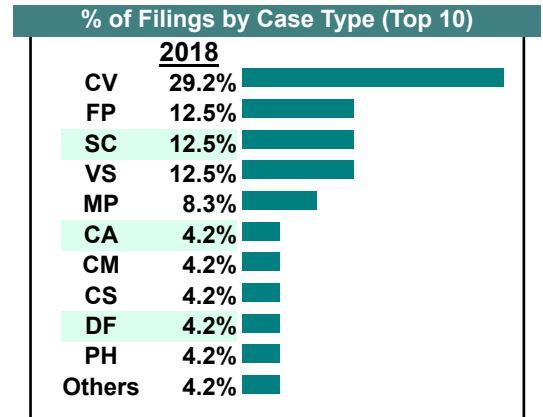
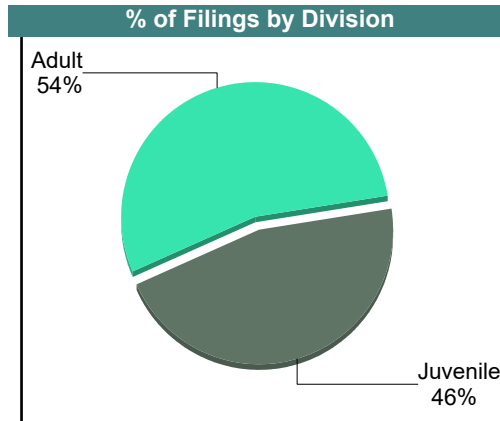
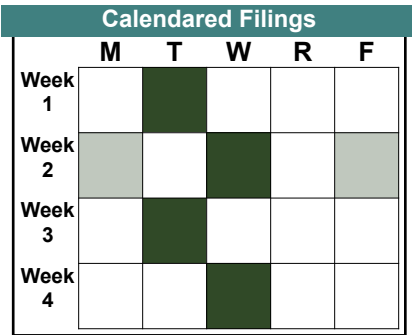
District: 9

		<u>Filings</u>	<u>Hearings</u>	<u>Transactions</u>	<u>Concluded</u>	<u>Cont</u>
<u>Adult</u>						
Felony	CF	3	4	4	1	3
Misdemeanor	CM	4	7	7	3	4
Family Abuse - Prot Order	FP	1	3	3	1	2
Motion - Prot Order	MP	3	3	3	1	2
Show Cause	SC	1	3	3	1	2
SL/Other	SL	2	3	3	0	3
Civil Support	VS	3	7	7	5	2
Adult Total		17	30	30	12	18
<u>Juvenile</u>						
Abuse or Neglect	AN	0	1	1	1	-
Capias	CA	1	1	1	0	1
Custody Relief	CR	1	1	1	1	-
Child in Need of Services	CS	0	2	2	0	2
Custody Visitation	CV	35	45	45	23	22
Felony	DF	4	6	6	2	4
Misdemeanor	DM	1	5	5	1	4
Initial Foster Care	IF	1	1	1	1	-
Traffic	T	1	2	2	2	-
Truancy	TR	0	1	1	1	-
Juvenile Total		44	65	65	32	33
Middlesex Totals		61	95	95	44	51



April 2018

		<u>Filings</u>	<u>Hearings</u>	<u>Transactions</u>	<u>Concluded</u>	<u>Cont</u>
Adult						
Capias	CA	1	2	2	1	1
Felony	CF	0	2	2	1	1
Misdemeanor	CM	1	8	8	1	7
Family Abuse - Prot Order	FP	3	7	7	2	5
Motion - Prot Order	MP	2	2	2	2	-
Show Cause	SC	3	11	11	4	7
SL/Other	SL	0	2	2	0	2
Civil Support	VS	3	5	5	4	1
Adult Total		13	39	39	15	24
Juvenile						
Abuse or Neglect	AN	0	1	1	0	1
Non-Family Abuse Prot Order	AP	0	1	1	1	-
Child in Need of Services	CS	1	1	1	1	-
Custody Visitation	CV	7	25	25	25	-
Felony	DF	1	7	7	1	6
Misdemeanor	DM	0	3	3	1	2
Permanency	PH	1	1	1	1	-
Status	ST	0	3	3	3	-
Traffic	T	0	1	1	1	-
Truancy	TR	1	1	1	0	1
Juvenile Total		11	44	44	34	10
Middlesex Totals		24	83	83	49	34



CASELOAD STATISTICS OF THE JUVENILE & DOMESTIC RELATIONS COURTS

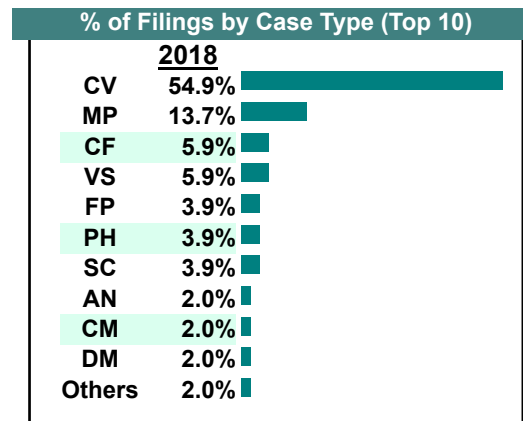
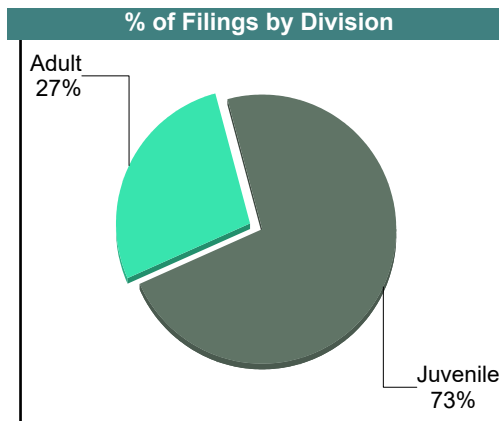
March 2018

Middlesex

District: **9**

		<u>Filings</u>	<u>Hearings</u>	<u>Transactions</u>	<u>Concluded</u>	<u>Cont</u>
<u>Adult</u>						
Capias	CA	0	1	1	0	1
Felony	CF	3	4	4	2	2
Misdemeanor	CM	1	11	11	8	3
Family Abuse - Prot Order	FP	2	6	6	4	2
Motion - Prot Order	MP	3	4	4	3	1
Show Cause	SC	2	11	11	6	5
SL/Other	SL	0	1	1	0	1
Civil Support	VS	3	7	7	3	4
Adult Total		14	45	45	26	19
<u>Juvenile</u>						
Abuse or Neglect	AN	1	2	2	0	2
Custody Visitation	CV	28	44	44	34	10
Felony	DF	0	9	9	2	7
Misdemeanor	DM	1	7	7	1	6
Motion - Prot Order	MP	4	4	4	4	-
Permanency	PH	2	2	2	2	-
Remand Custody	RC	1	1	1	1	-
Juvenile Total		37	69	69	44	25
Middlesex Totals		51	114	114	70	44

Calendared Filings					
	M	T	W	R	F
Week 1					
Week 2					
Week 3					



CASELOAD STATISTICS OF THE JUVENILE & DOMESTIC RELATIONS COURTS

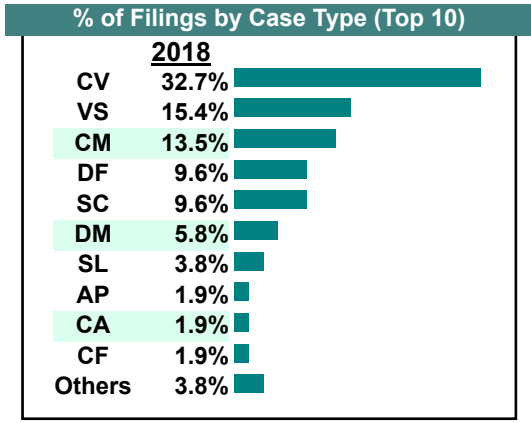
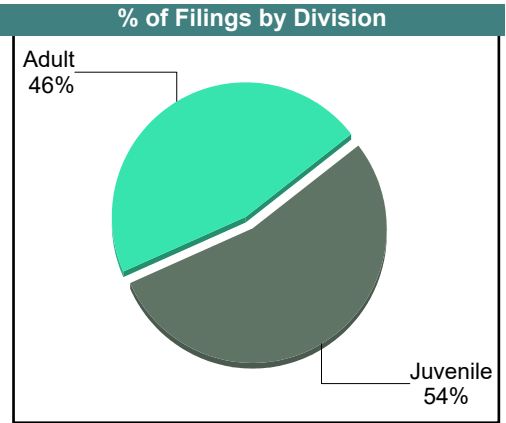
February 2018

Middlesex

District: 9

		<u>Filings</u>	<u>Hearings</u>	<u>Transactions</u>	<u>Concluded</u>	<u>Cont</u>
<u>Adult</u>						
Capias	CA	1	4	4	4	-
Felony	CF	1	5	5	2	3
Misdemeanor	CM	7	16	16	6	10
Motion - Prot Order	MP	1	1	1	1	-
Show Cause	SC	4	13	13	7	6
SL/Other	SL	2	3	3	1	2
Civil Support	VS	8	10	10	7	3
Adult Total		24	52	52	28	24
<u>Juvenile</u>						
Non-Family Abuse Prot Order	AP	1	2	2	0	2
Child in Need of Services	CS	0	2	2	0	2
Custody Visitation	CV	17	25	25	11	14
Felony	DF	5	7	7	1	6
Misdemeanor	DM	3	6	6	2	4
Permanency	PH	1	1	1	1	-
Show Cause	SC	1	1	1	1	-
Juvenile Total		28	44	44	16	28
Middlesex Totals		52	96	96	44	52

Calendared Filings				
	M	T	W	R
Week 1				
Week 2				
Week 3				
Week 4				



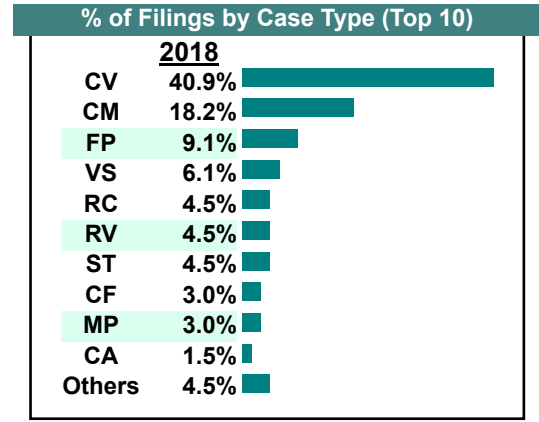
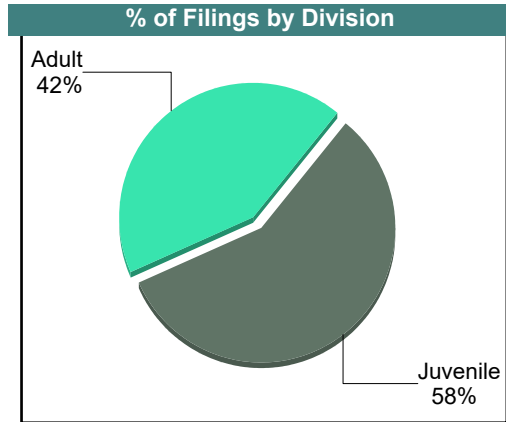

CASELOAD STATISTICS OF THE JUVENILE & DOMESTIC RELATIONS COURTS

January 2018

Middlesex

District: 9

		<u>Filings</u>	<u>Hearings</u>	<u>Transactions</u>	<u>Concluded</u>	<u>Cont</u>
Adult						
Capias	CA	1	1	1	1	-
Felony	CF	2	2	2	0	2
Misdemeanor	CM	12	18	18	4	14
Family Abuse - Prot Order	FP	6	14	14	6	8
Motion - Prot Order	MP	2	3	3	2	1
Remand Support	RS	1	1	1	1	-
Show Cause	SC	0	14	14	10	4
SL/Other	SL	0	3	3	2	1
Civil Support	VS	4	7	7	3	4
Adult Total		28	63	63	29	34
Juvenile						
Child in Need of Services	CS	0	1	1	0	1
Custody Visitation	CV	27	38	38	17	21
Felony	DF	1	12	12	2	10
Misdemeanor	DM	1	17	17	5	12
Remand Custody	RC	3	3	3	3	-
Remand Visitation	RV	3	3	3	3	-
Show Cause	SC	0	1	1	1	-
Status	ST	3	4	4	1	3
Juvenile Total		38	79	79	32	47
Middlesex Totals		66	142	142	61	81



CASELOAD STATISTICS OF THE JUVENILE & DOMESTIC RELATIONS COURTS

December 2018

New Kent

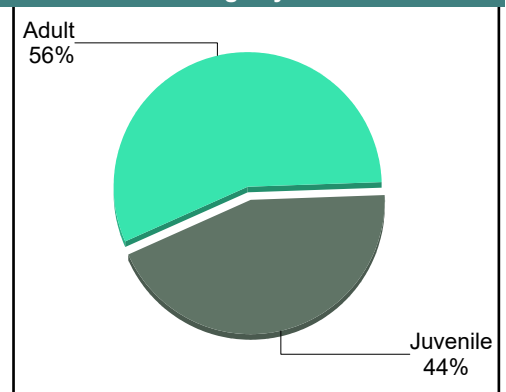
District: **9**

		<u>Filings</u>	<u>Hearings</u>	<u>Transactions</u>	<u>Concluded</u>	<u>Cont</u>
Adult						
Capias	CA	2	5	5	0	5
Felony	CF	10	14	14	0	14
Misdemeanor	CM	6	9	9	2	7
Family Abuse - Prot Order	FP	1	2	2	1	1
Show Cause	SC	3	15	15	3	12
Civil Support	VS	1	6	6	4	2
Adult Total		23	51	51	10	41
Juvenile						
Non-Family Abuse Prot Order	AP	0	1	1	0	1
Custody Visitation	CV	0	22	22	8	14
Felony	DF	4	7	7	3	4
Misdemeanor	DM	9	14	14	4	10
Show Cause	SC	1	1	1	0	1
Traffic	T	4	7	7	3	4
Juvenile Total		18	52	52	18	34
New Kent Totals		41	103	103	28	75

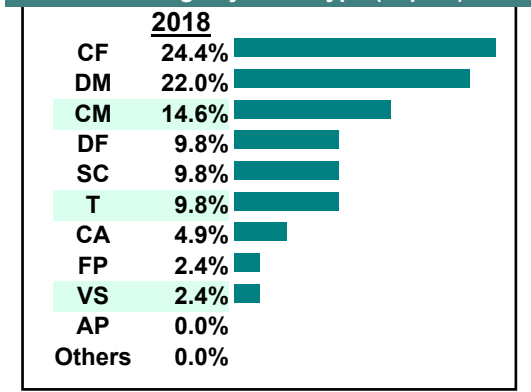
Calendared Filings

	T	W	R
Week 1	■	■	
Week 2	■	■	
Week 3		■	■
Week 4			■

% of Filings by Division



% of Filings by Case Type (Top 10)



CASELOAD STATISTICS OF THE JUVENILE & DOMESTIC RELATIONS COURTS

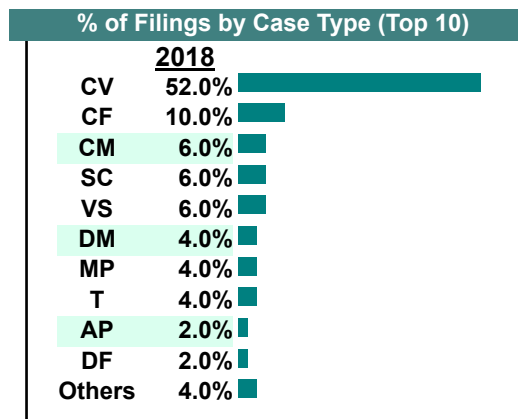
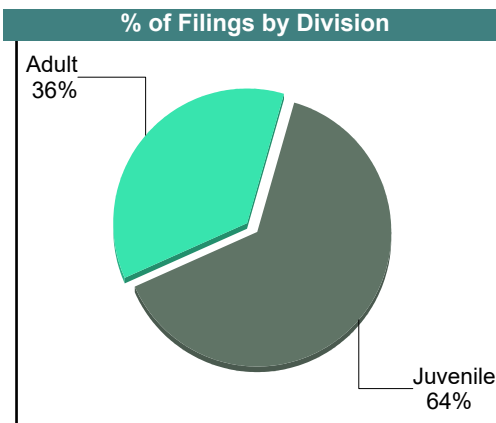
November 2018

New Kent

District: 9

		<u>Filings</u>	<u>Hearings</u>	<u>Transactions</u>	<u>Concluded</u>	<u>Cont</u>
<u>Adult</u>						
Capias	CA	0	1	1	1	-
Felony	CF	5	9	9	1	8
Misdemeanor	CM	3	28	28	19	9
Family Abuse - Prot Order	FP	1	5	5	3	2
Motion - Prot Order	MP	2	3	3	3	-
Violation of PO	PV	1	1	1	1	-
Show Cause	SC	3	9	9	5	4
Civil Support	VS	3	11	11	8	3
Adult Total		18	67	67	41	26
<u>Juvenile</u>						
Non-Family Abuse Prot Order	AP	1	1	1	0	1
Custody Visitation	CV	26	39	39	22	17
Felony	DF	1	11	11	4	7
Misdemeanor	DM	2	19	19	6	13
Status	ST	0	2	2	2	-
Traffic	T	2	6	6	4	2
Juvenile Total		32	78	78	38	40
New Kent Totals		50	145	145	79	66

Calendared Filings					
	M	T	W	R	F
Week 1					
Week 2					
Week 3					
Week 4					



CASELOAD STATISTICS OF THE JUVENILE & DOMESTIC RELATIONS COURTS

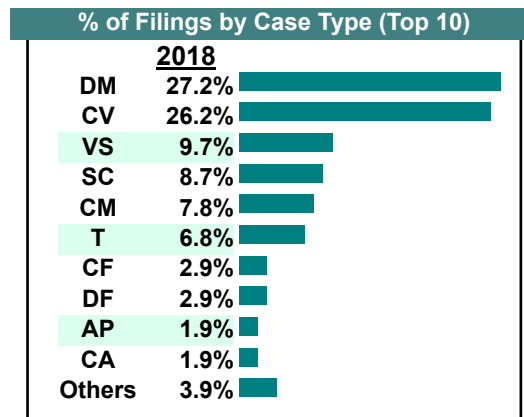
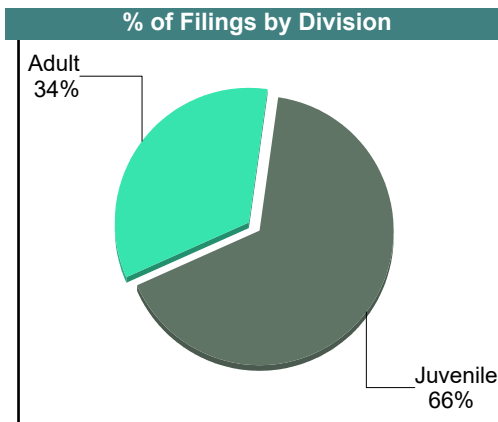
October 2018

New Kent

District: 9

		<u>Filings</u>	<u>Hearings</u>	<u>Transactions</u>	<u>Concluded</u>	<u>Cont</u>
Adult						
Non-Family Abuse Prot Order	AP	1	4	4	2	2
Capias	CA	2	6	6	3	3
Felony	CF	3	16	16	8	8
Misdemeanor	CM	8	29	29	12	17
Family Abuse - Prot Order	FP	1	4	4	1	3
Motion - Prot Order	MP	1	1	1	0	1
Other	OT	1	1	1	1	-
Show Cause	SC	8	26	26	5	21
Civil Support	VS	10	20	20	10	10
Adult Total		35	107	107	42	65
Juvenile						
Non-Family Abuse Prot Order	AP	1	1	1	1	-
Custody Visitation	CV	27	101	101	48	53
Felony	DF	3	18	18	5	13
Misdemeanor	DM	28	41	41	9	32
Motion - Prot Order	MP	1	2	2	1	1
Show Cause	SC	1	1	1	1	-
Status	ST	0	1	1	0	1
Traffic	T	7	10	10	5	5
Juvenile Total		68	175	175	70	105
New Kent Totals		103	282	282	112	170

Calendared Filings					
	M	T	W	R	F
Week 1					
Week 2					
Week 3					
Week 4					
Week 5					



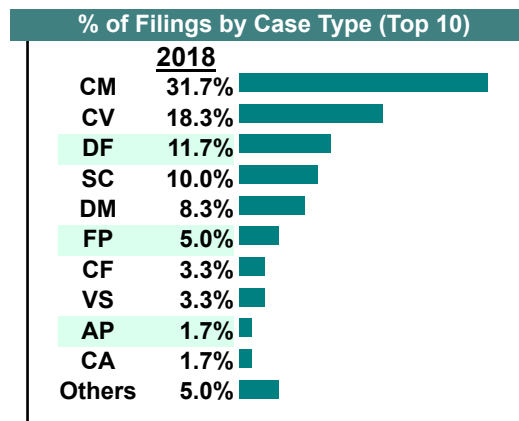
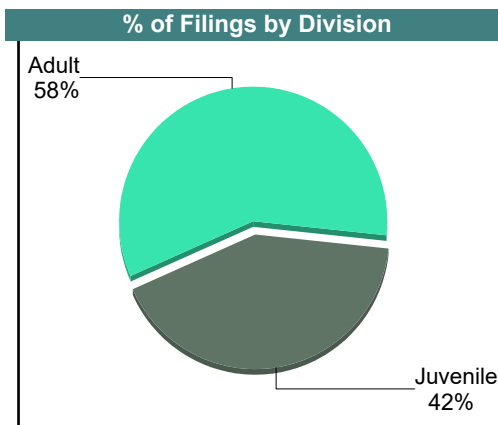
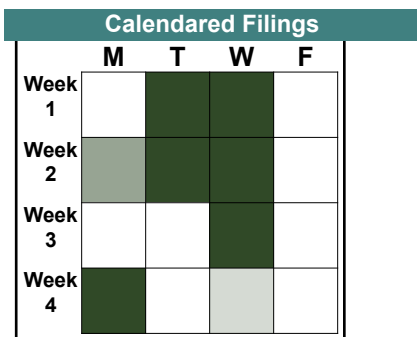
CASELOAD STATISTICS OF THE JUVENILE & DOMESTIC RELATIONS COURTS

September 2018

New Kent

District: 9

		<u>Filings</u>	<u>Hearings</u>	<u>Transactions</u>	<u>Concluded</u>	<u>Cont</u>
Adult						
Non-Family Abuse Prot Order	AP	1	1	1	0	1
Capias	CA	1	4	4	2	2
Felony	CF	2	11	11	6	5
Misdemeanor	CM	19	52	52	9	43
Family Abuse - Prot Order	FP	3	6	6	2	4
Other	OT	1	1	1	1	-
Show Cause	SC	6	14	14	5	9
Civil Support	VS	2	9	9	4	5
Adult Total		35	98	98	29	69
Juvenile						
Custody Visitation	CV	11	56	56	27	29
Felony	DF	7	10	10	0	10
Misdemeanor	DM	5	14	14	8	6
Status	ST	1	2	2	1	1
Traffic	T	1	2	2	1	1
Juvenile Total		25	84	84	37	47
New Kent Totals		60	182	182	66	116



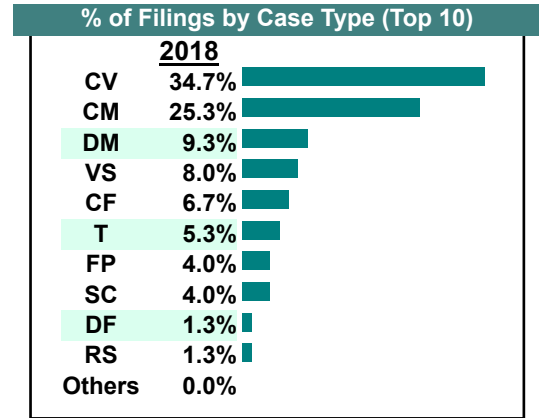
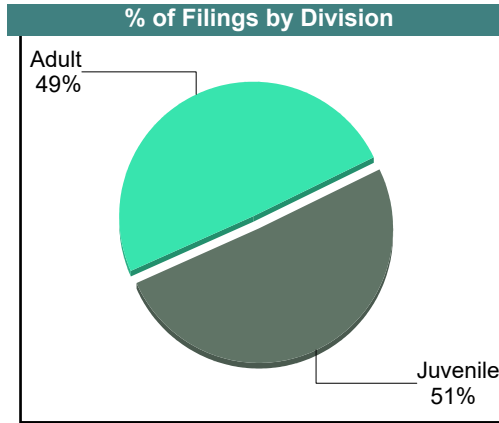

CASELOAD STATISTICS OF THE JUVENILE & DOMESTIC RELATIONS COURTS

August 2018

New Kent

District: 9

		Filings	Hearings	Transactions	Concluded	Cont
Adult						
Capias	CA	0	4	4	0	4
Felony	CF	5	9	9	3	6
Misdemeanor	CM	19	47	47	13	34
Family Abuse - Prot Order	FP	3	6	6	1	5
Remand Support	RS	1	1	1	1	-
Show Cause	SC	3	14	14	4	10
Civil Support	VS	6	19	19	9	10
Adult Total		37	100	100	31	69
Juvenile						
Custody Visitation	CV	26	64	64	29	35
Felony	DF	1	28	28	12	16
Misdemeanor	DM	7	23	23	11	12
Status	ST	0	2	2	2	-
Traffic	T	4	17	17	10	7
Juvenile Total		38	134	134	64	70
New Kent Totals		75	234	234	95	139



CASELOAD STATISTICS OF THE JUVENILE & DOMESTIC RELATIONS COURTS

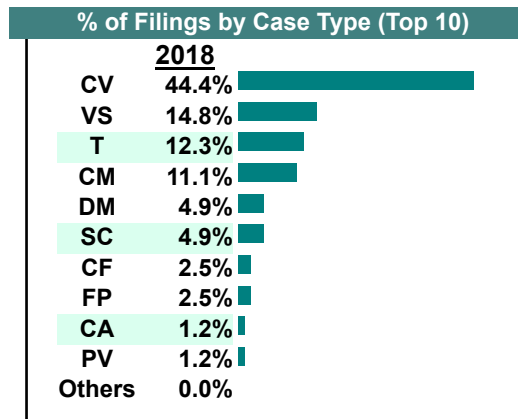
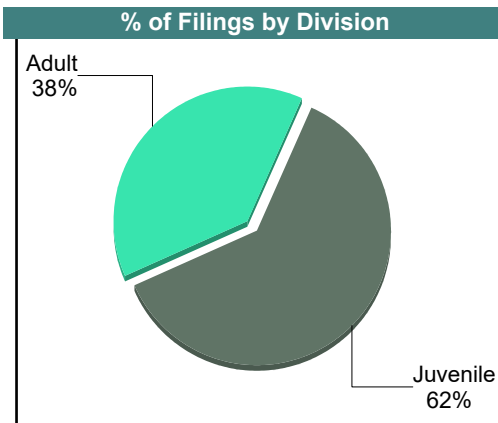
July 2018

New Kent

District: 9

		<u>Filings</u>	<u>Hearings</u>	<u>Transactions</u>	<u>Concluded</u>	<u>Cont</u>
Adult						
Capias	CA	1	2	2	0	2
Felony	CF	2	7	7	1	6
Misdemeanor	CM	9	21	21	6	15
Family Abuse - Prot Order	FP	2	2	2	1	1
Violation of PO	PV	1	1	1	1	-
Show Cause	SC	4	11	11	4	7
Civil Support	VS	12	16	16	7	9
Adult Total		31	60	60	20	40
Juvenile						
Non-Family Abuse Prot Order	AP	0	1	1	1	-
Custody Visitation	CV	36	58	58	19	39
Felony	DF	0	12	12	0	12
Misdemeanor	DM	4	16	16	9	7
Status	ST	0	3	3	0	3
Traffic	T	10	20	20	12	8
Juvenile Total		50	110	110	41	69
New Kent Totals		81	170	170	61	109

Calendared Filings					
	M	T	W	R	F
Week 1		■			
Week 2			■	■	
Week 3			■		■
Week 4	■				
Week 5	■				



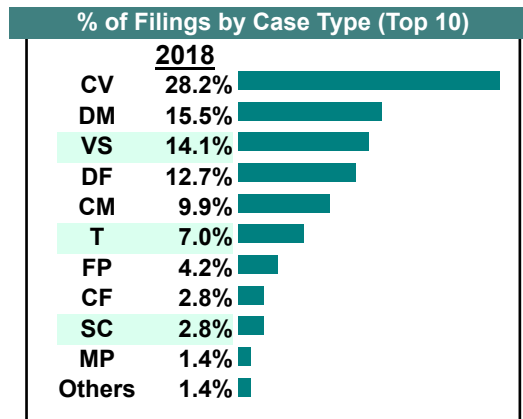
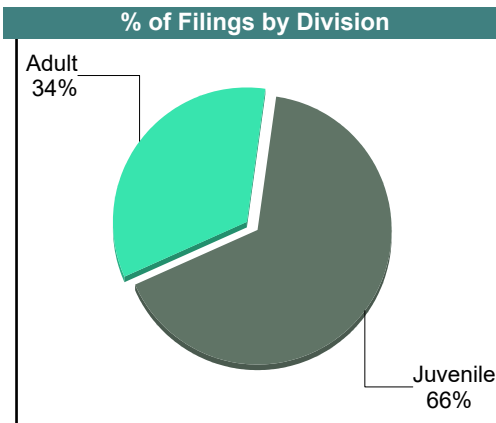
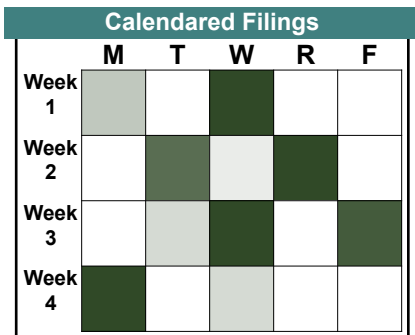
CASELOAD STATISTICS OF THE JUVENILE & DOMESTIC RELATIONS COURTS

June 2018

New Kent

District: 9

		<u>Filings</u>	<u>Hearings</u>	<u>Transactions</u>	<u>Concluded</u>	<u>Cont</u>
Adult						
Capias	CA	0	2	2	0	2
Felony	CF	2	12	12	8	4
Misdemeanor	CM	7	27	27	14	13
Family Abuse - Prot Order	FP	3	4	4	2	2
Other	OT	0	1	1	1	-
Show Cause	SC	2	16	16	11	5
Civil Support	VS	10	22	22	13	9
Adult Total		24	84	84	49	35
Juvenile						
Custody Visitation	CV	20	53	53	18	35
Felony	DF	9	25	25	2	23
Misdemeanor	DM	11	24	24	12	12
Motion - Prot Order	MP	1	1	1	1	-
Status	ST	1	2	2	0	2
Traffic	T	5	11	11	7	4
Juvenile Total		47	116	116	40	76
New Kent Totals		71	200	200	89	111



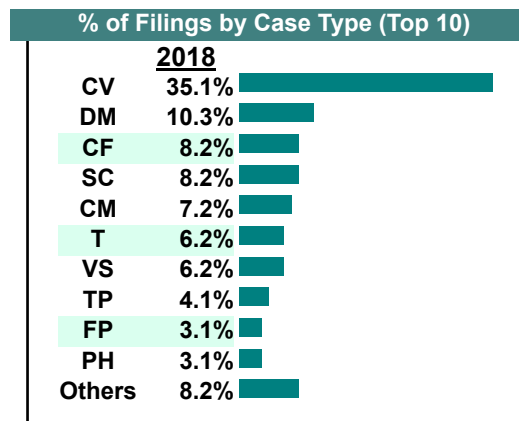
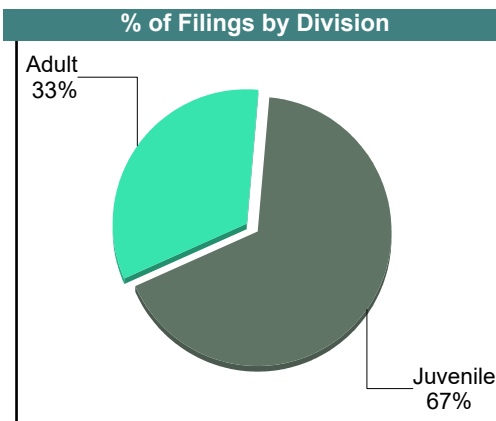

CASELOAD STATISTICS OF THE JUVENILE & DOMESTIC RELATIONS COURTS

May 2018

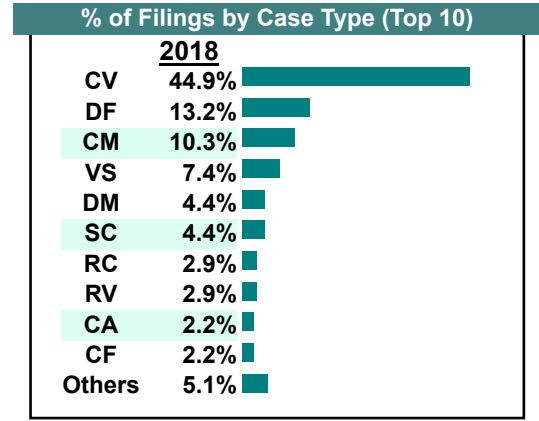
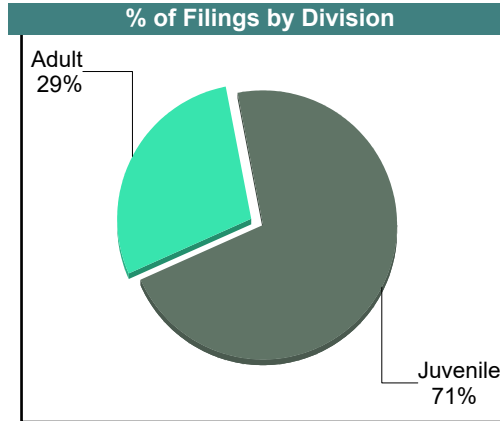
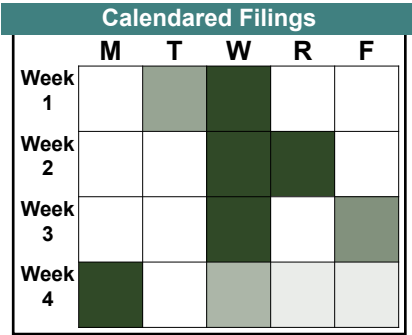
New Kent

District: 9

		<u>Filings</u>	<u>Hearings</u>	<u>Transactions</u>	<u>Concluded</u>	<u>Cont</u>
<u>Adult</u>						
Capias	CA	0	3	3	2	1
Felony	CF	8	15	15	0	15
Misdemeanor	CM	7	24	24	9	15
Family Abuse - Prot Order	FP	3	4	4	2	2
Other	OT	0	2	2	0	2
Remand Support	RS	1	1	1	1	-
Show Cause	SC	7	12	12	4	8
Civil Support	VS	6	13	13	6	7
Adult Total		32	74	74	24	50
<u>Juvenile</u>						
Custody Visitation	CV	34	78	78	36	42
Felony	DF	0	33	33	17	16
Misdemeanor	DM	10	37	37	13	24
Permanency	PH	3	3	3	3	-
Petition	PT	1	1	1	1	-
Remand Custody	RC	2	2	2	2	-
Remand Visitation	RV	2	2	2	2	-
Show Cause	SC	1	1	1	1	-
Status	ST	1	1	1	0	1
Traffic	T	6	21	21	12	9
Term Parental Rights	TP	4	4	4	4	-
Voluntary Continuing Services Agreement	VA	1	1	1	1	-
Juvenile Total		65	184	184	92	92
New Kent Totals		97	258	258	116	142



		<u>Filings</u>	<u>Hearings</u>	<u>Transactions</u>	<u>Concluded</u>	<u>Cont</u>
Adult						
Non-Family Abuse Prot Order	AP	1	3	3	3	-
Capias	CA	3	10	10	2	8
Felony	CF	3	12	12	7	5
Misdemeanor	CM	14	42	42	18	24
Family Abuse - Prot Order	FP	0	3	3	3	-
Other	OT	1	1	1	0	1
Remand Support	RS	1	1	1	1	-
Show Cause	SC	6	25	25	11	14
Civil Support	VS	10	24	24	12	12
Adult Total		39	121	121	57	64
Juvenile						
Child in Need of Services	CS	0	1	1	1	-
Custody Visitation	CV	61	137	137	54	83
Felony	DF	18	24	24	0	24
Misdemeanor	DM	6	26	26	14	12
Petition	PT	1	1	1	1	-
Remand Custody	RC	4	4	4	4	-
Remand Visitation	RV	4	4	4	4	-
Status	ST	0	1	1	0	1
Traffic	T	3	7	7	5	2
Truancy	TR	0	1	1	1	-
Juvenile Total		97	206	206	84	122
New Kent Totals		136	327	327	141	186



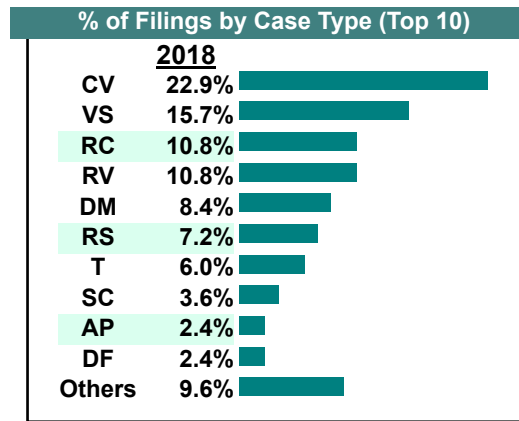
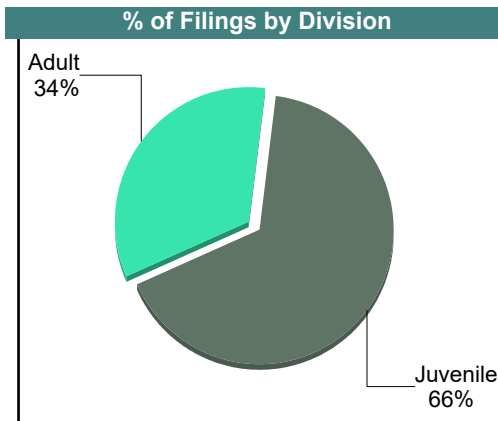

CASELOAD STATISTICS OF THE JUVENILE & DOMESTIC RELATIONS COURTS

March 2018

New Kent

District: 9

		Filings	Hearings	Transactions	Concluded	Cont
Adult						
Non-Family Abuse Prot Order	AP	2	2	2	0	2
Capias	CA	1	2	2	0	2
Felony	CF	0	11	11	5	6
Misdemeanor	CM	1	19	19	5	14
Family Abuse - Prot Order	FP	2	5	5	2	3
Remand Support	RS	6	6	6	6	-
Show Cause	SC	3	25	25	17	8
Civil Support	VS	13	25	25	10	15
Adult Total		28	95	95	45	50
Juvenile						
Non-Family Abuse Prot Order	AP	0	1	1	1	-
Child in Need of Services	CS	0	1	1	1	-
Custody Visitation	CV	19	54	54	19	35
Felony	DF	2	3	3	0	3
Misdemeanor	DM	7	14	14	3	11
Foster Care Review	FC	2	2	2	2	-
Remand Custody	RC	9	9	9	9	-
Remand Visitation	RV	9	9	9	9	-
Show Cause	SC	0	1	1	1	-
Status	ST	1	1	1	0	1
Traffic	T	5	18	18	12	6
Truancy	TR	1	1	1	0	1
Juvenile Total		55	114	114	57	57
New Kent Totals		83	209	209	102	107



CASELOAD STATISTICS OF THE JUVENILE & DOMESTIC RELATIONS COURTS

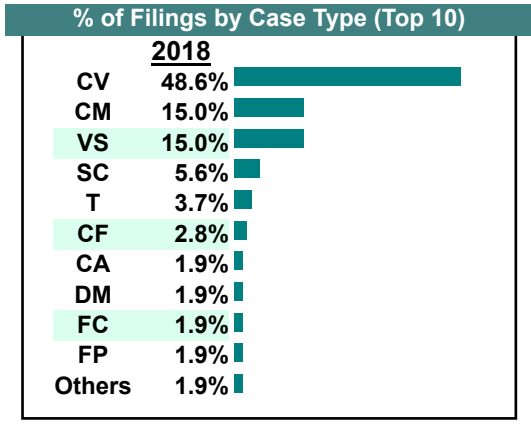
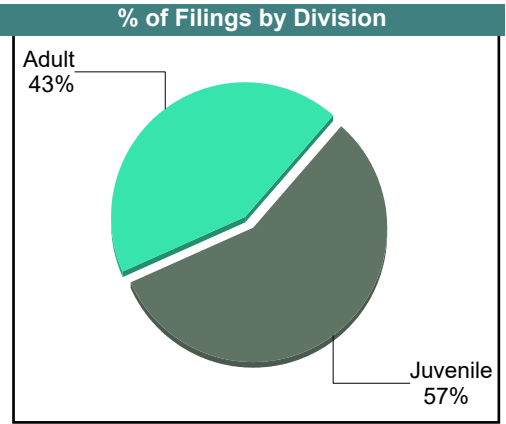
February 2018

New Kent

District: 9

		<u>Filings</u>	<u>Hearings</u>	<u>Transactions</u>	<u>Concluded</u>	<u>Cont</u>
<u>Adult</u>						
Capias	CA	2	4	4	1	3
Felony	CF	3	14	14	1	13
Misdemeanor	CM	16	44	44	4	40
Family Abuse - Prot Order	FP	2	2	2	1	1
Remand Support	RS	1	1	1	1	-
Show Cause	SC	6	20	20	5	15
Civil Support	VS	16	20	20	9	11
Adult Total		46	105	105	22	83
<u>Juvenile</u>						
Non-Family Abuse Prot Order	AP	0	1	1	0	1
Custody Visitation	CV	52	72	72	34	38
Felony	DF	1	1	1	0	1
Misdemeanor	DM	2	12	12	5	7
Foster Care Review	FC	2	2	2	2	-
Show Cause	SC	0	1	1	0	1
Status	ST	0	1	1	1	-
Traffic	T	4	13	13	3	10
Juvenile Total		61	103	103	45	58
New Kent Totals		107	208	208	67	141

Calendared Filings				
	M	T	W	R
Week 1				■
Week 2		■	■	■
Week 3		■	■	
Week 4			■	
Week 5	■	■		



CASELOAD STATISTICS OF THE JUVENILE & DOMESTIC RELATIONS COURTS

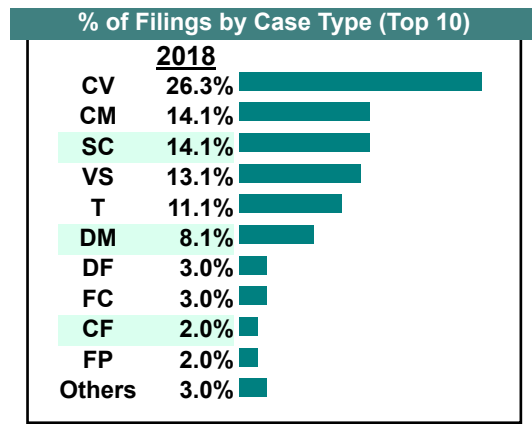
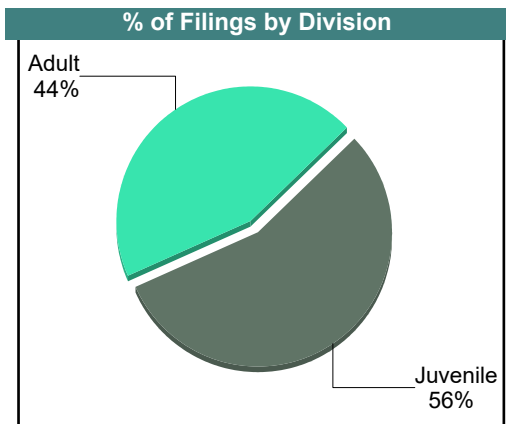
January 2018

New Kent

District: 9

		<u>Filings</u>	<u>Hearings</u>	<u>Transactions</u>	<u>Concluded</u>	<u>Cont</u>
<u>Adult</u>						
Capias	CA	0	1	1	0	1
Felony	CF	2	5	5	1	4
Misdemeanor	CM	14	29	29	3	26
Family Abuse - Prot Order	FP	2	8	8	1	7
Remand Support	RS	1	1	1	1	-
Show Cause	SC	12	39	39	7	32
Civil Support	VS	13	21	21	12	9
Adult Total		44	104	104	25	79
<u>Juvenile</u>						
Non-Family Abuse Prot Order	AP	0	1	1	1	-
Custody Visitation	CV	26	64	64	30	34
Felony	DF	3	9	9	1	8
Misdemeanor	DM	8	15	15	3	12
Foster Care Review	FC	3	5	5	3	2
Petition	PT	0	8	8	4	4
Remand Custody	RC	1	1	1	1	-
Remand Visitation	RV	1	1	1	1	-
Show Cause	SC	2	2	2	1	1
Traffic	T	11	22	22	8	14
Juvenile Total		55	128	128	53	75
New Kent Totals		99	232	232	78	154

Calendared Filings					
	M	T	W	R	F
Week 1			■		
Week 2				■	
Week 3		■	■		■
Week 4	■		■		
Week 5	■		■		



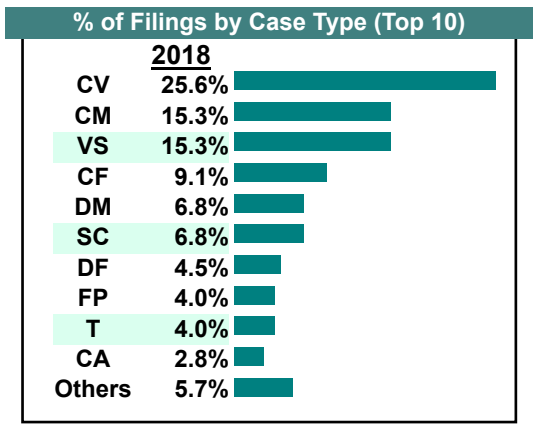
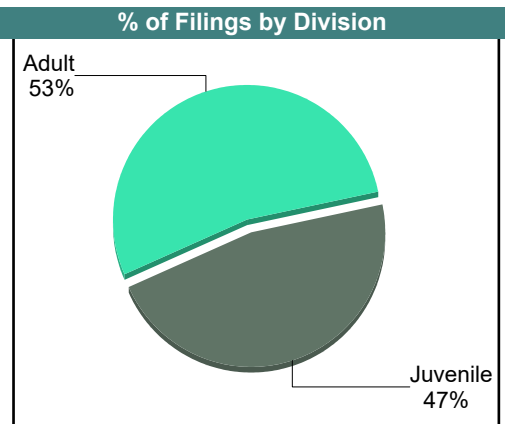
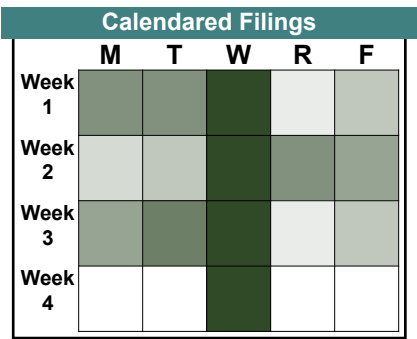
CASELOAD STATISTICS OF THE JUVENILE & DOMESTIC RELATIONS COURTS

December 2018

Williamsburg

District: 9

		<u>Filings</u>	<u>Hearings</u>	<u>Transactions</u>	<u>Concluded</u>	<u>Cont</u>
<u>Adult</u>						
Capias	CA	5	19	19	11	8
Felony	CF	16	43	43	19	24
Misdemeanor	CM	27	81	81	36	45
Family Abuse - Prot Order	FP	7	12	12	7	5
Motion - Prot Order	MP	1	1	1	1	-
Other	OT	1	1	1	1	-
Show Cause	SC	10	34	34	20	14
Civil Support	VS	27	49	49	21	28
Adult Total		94	240	240	116	124
<u>Juvenile</u>						
Abuse or Neglect	AN	0	6	6	3	3
Custody Relief	CR	2	2	2	2	-
Custody Visitation	CV	45	96	96	53	43
Felony	DF	8	25	25	5	20
Misdemeanor	DM	12	44	44	8	36
Foster Care Review	FC	1	1	1	1	-
Motion - Prot Order	MP	0	2	2	2	-
Permanency	PH	0	3	3	3	-
Petition	PT	3	6	6	3	3
Child at Risk	RI	0	3	3	0	3
Show Cause	SC	2	9	9	2	7
Status	ST	2	6	6	4	2
Traffic	T	7	12	13	9	4
Term Parental Rights	TP	0	6	6	4	2
Juvenile Total		82	221	222	99	123
Williamsburg Totals		176	461	462	215	247



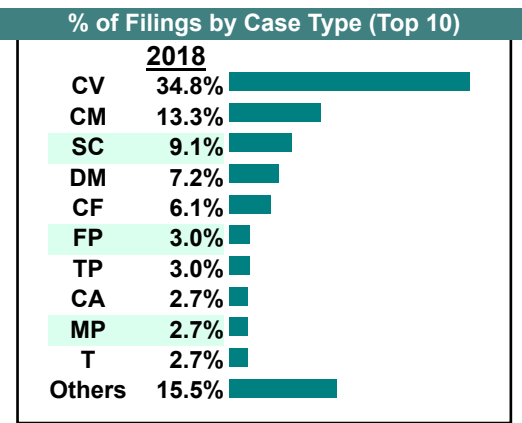
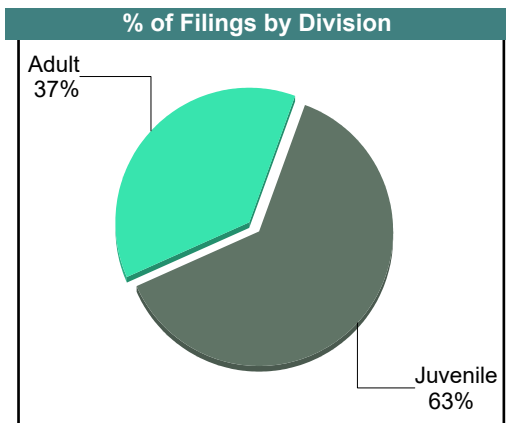

CASELOAD STATISTICS OF THE JUVENILE & DOMESTIC RELATIONS COURTS

November 2018

Williamsburg

District: 9

		<u>Filings</u>	<u>Hearings</u>	<u>Transactions</u>	<u>Concluded</u>	<u>Cont</u>
<u>Adult</u>						
Non-Family Abuse Prot Order	AP	0	1	1	1	-
Bond Forfeiture	BF	2	2	2	0	2
Capias	CA	7	38	38	13	25
Felony	CF	16	40	40	10	28
Misdemeanor	CM	35	120	120	43	77
Family Abuse - Prot Order	FP	8	17	17	9	8
Remand Support	RS	3	3	3	3	-
Show Cause	SC	20	51	51	24	27
Civil Support	VS	7	29	29	18	11
Adult Total		98	301	301	121	178
<u>Juvenile</u>						
Abuse or Neglect	AN	5	12	12	3	9
Capias	CA	0	1	1	1	-
Custody Visitation	CV	92	185	185	99	86
Felony	DF	5	28	28	1	27
Misdemeanor	DM	19	62	62	11	51
Entrustment	ET	2	2	2	2	-
Foster Care Review	FC	5	5	5	5	-
Initial Foster Care	IF	2	2	2	2	-
Motion - Prot Order	MP	7	7	7	4	3
Permanency	PH	4	4	4	1	3
Petition	PT	2	2	2	1	1
Child at Risk	RI	3	3	3	0	3
Show Cause	SC	4	15	15	6	9
Status	ST	1	10	10	1	9
Traffic	T	7	11	11	7	4
Term Parental Rights	TP	8	8	8	2	6
Juvenile Total		166	357	357	146	211
Williamsburg Totals		264	658	658	267	389



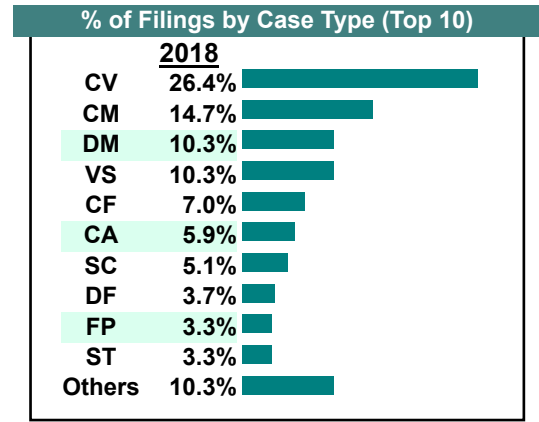
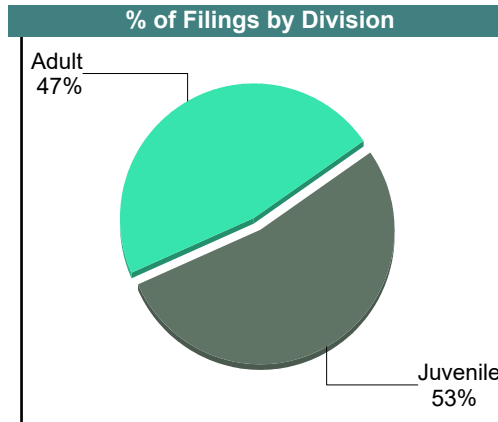

CASELOAD STATISTICS OF THE JUVENILE & DOMESTIC RELATIONS COURTS

October 2018

Williamsburg

District: 9

		<u>Filings</u>	<u>Hearings</u>	<u>Transactions</u>	<u>Concluded</u>	<u>Cont</u>
<u>Adult</u>						
Non-Family Abuse Prot Order	AP	1	4	4	0	4
Capias	CA	16	31	31	15	16
Felony	CF	19	43	43	15	28
Misdemeanor	CM	40	119	119	48	71
Family Abuse - Prot Order	FP	9	15	15	8	7
Motion - Prot Order	MP	2	2	2	2	-
Violation of PO	PV	1	1	1	1	-
Remand Support	RS	1	1	1	1	-
Show Cause	SC	11	48	48	28	20
Civil Support	VS	28	57	57	32	25
Adult Total		128	321	321	150	171
<u>Juvenile</u>						
Abuse or Neglect	AN	4	11	11	5	6
Non-Family Abuse Prot Order	AP	2	4	4	2	2
Custody Visitation	CV	72	210	210	110	100
Felony	DF	10	30	30	3	27
Misdemeanor	DM	28	100	100	45	55
Petition	PT	5	6	6	4	2
Remand Custody	RC	3	3	3	3	-
Remand Visitation	RV	3	3	3	3	-
Show Cause	SC	3	11	11	4	7
Status	ST	9	16	16	5	11
Traffic	T	5	11	12	10	2
Voluntary Continuing Services Agreement	VA	1	1	1	1	-
Juvenile Total		145	406	407	195	212
Williamsburg Totals		273	727	728	345	383



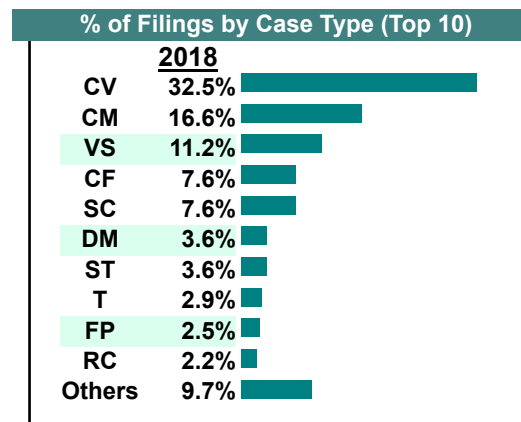
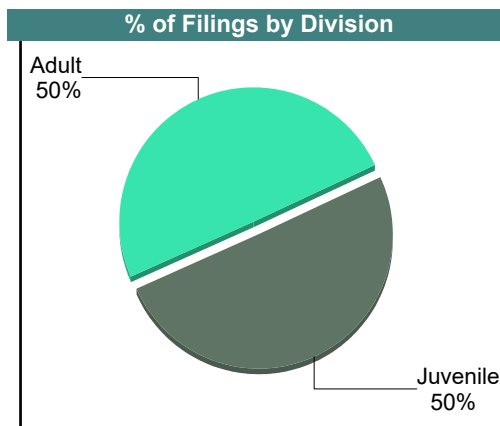
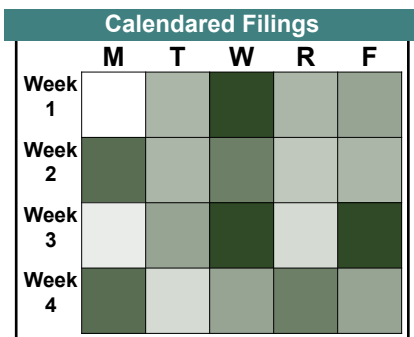
CASELOAD STATISTICS OF THE JUVENILE & DOMESTIC RELATIONS COURTS

September 2018

Williamsburg

District: 9

		<u>Filings</u>	<u>Hearings</u>	<u>Transactions</u>	<u>Concluded</u>	<u>Cont</u>
<u>Adult</u>						
Capias	CA	5	24	24	9	15
Felony	CF	21	36	36	17	19
Misdemeanor	CM	46	115	115	40	75
Family Abuse - Prot Order	FP	7	14	14	8	6
Motion - Prot Order	MP	1	1	1	1	-
Other	OT	1	1	1	1	-
Violation of PO	PV	2	2	2	2	-
Remand Support	RS	4	4	4	4	-
Show Cause	SC	20	46	46	19	27
Civil Support	VS	31	48	48	30	18
Adult Total		138	291	291	131	160
<u>Juvenile</u>						
Abuse or Neglect	AN	0	3	3	0	3
Custody Visitation	CV	90	201	201	77	124
Felony	DF	2	11	11	5	6
Misdemeanor	DM	10	44	44	22	22
Foster Care Review	FC	3	3	3	3	-
Motion - Prot Order	MP	2	7	7	6	1
Petition	PT	1	2	2	1	1
Remand Custody	RC	6	6	6	6	-
Remand Visitation	RV	6	6	6	6	-
Show Cause	SC	1	1	1	1	-
Status	ST	10	13	13	11	2
Traffic	T	8	13	15	11	4
Juvenile Total		139	310	312	149	163
Williamsburg Totals		277	601	603	280	323



CASELOAD STATISTICS OF THE JUVENILE & DOMESTIC RELATIONS COURTS

Williamsburg

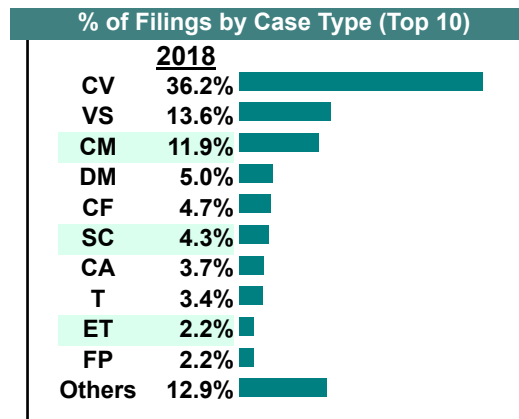
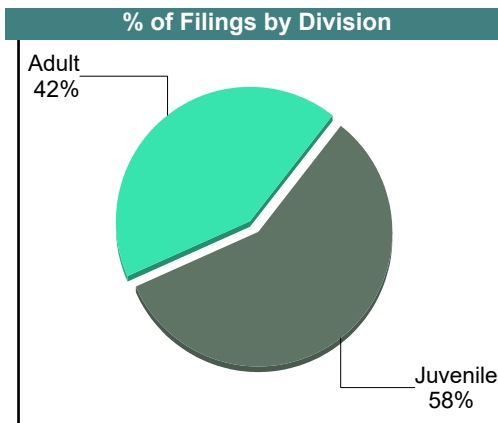

District: 9

August 2018

		<u>Filings</u>	<u>Hearings</u>	<u>Transactions</u>	<u>Concluded</u>	<u>Cont</u>
<u>Adult</u>						
Non-Family Abuse Prot Order	AP	1	1	1	1	-
Bond Forfeiture	BF	1	1	1	1	-
Capias	CA	17	33	33	15	18
Felony	CF	22	42	42	21	21
Misdemeanor	CM	55	124	124	48	76
Family Abuse - Prot Order	FP	10	18	18	10	8
Motion - Prot Order	MP	1	1	1	1	-
Other	OT	1	1	1	1	-
Violation of PO	PV	1	1	1	1	-
Remand Support	RS	3	3	3	3	-
Show Cause	SC	20	63	63	32	31
SL/Other	SL	1	1	1	1	-
Civil Support	VS	63	72	72	37	35
Adult Total		196	361	361	172	189

<u>Juvenile</u>						
Abuse or Neglect	AN	5	11	11	1	10
Capias	CA	0	1	1	0	1
Custody Visitation	CV	168	294	294	157	137
Felony	DF	3	19	19	1	18
Misdemeanor	DM	23	65	65	22	43
Entrustment	ET	10	10	10	10	-
Initial Foster Care	IF	10	10	10	10	-
Motion - Prot Order	MP	4	6	6	1	5
Permanency	PH	1	1	1	1	-
Petition	PT	2	3	3	2	1
Remand Custody	RC	9	9	9	9	-
RR	RR	0	1	1	1	-
Remand Visitation	RV	9	9	9	9	-
Show Cause	SC	0	5	5	0	5
Status	ST	8	14	14	10	4
Traffic	T	16	27	27	11	16
Juvenile Total		268	485	485	245	240

Williamsburg Totals		464	846	846	417	429
----------------------------	--	------------	------------	------------	------------	------------



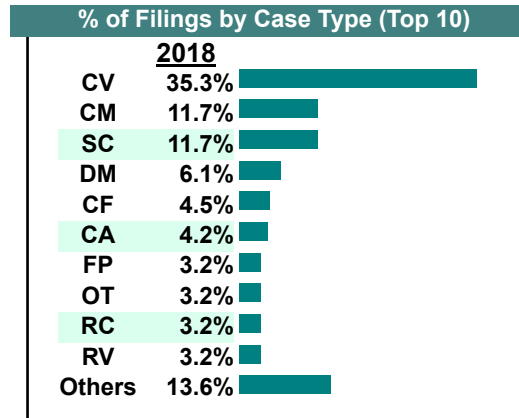
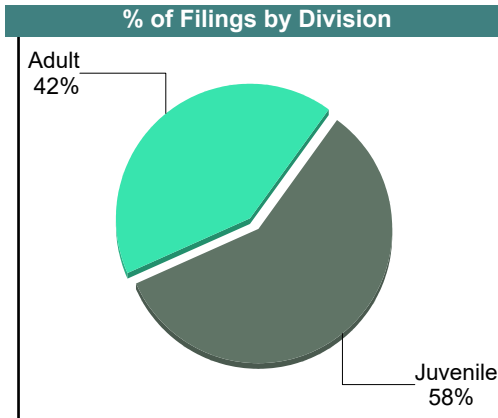
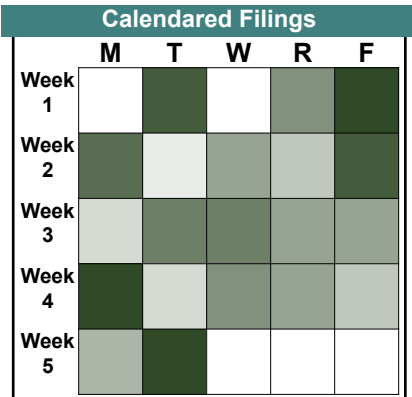
CASELOAD STATISTICS OF THE JUVENILE & DOMESTIC RELATIONS COURTS

July 2018

Williamsburg

District: 9

		<u>Filings</u>	<u>Hearings</u>	<u>Transactions</u>	<u>Concluded</u>	<u>Cont</u>
<u>Adult</u>						
Capias	CA	13	35	35	16	19
Felony	CF	14	26	26	11	15
Misdemeanor	CM	36	92	92	25	67
Family Abuse - Prot Order	FP	10	17	17	10	7
Other	OT	10	10	10	10	-
Remand Support	RS	6	6	6	6	-
Show Cause	SC	34	82	82	41	41
SL/Other	SL	2	2	2	2	-
Civil Support	VS	4	24	24	20	4
Adult Total		129	294	294	141	153
<u>Juvenile</u>						
Abuse or Neglect	AN	0	6	6	5	1
Custody Visitation	CV	109	217	217	108	109
Felony	DF	9	20	20	6	14
Misdemeanor	DM	19	57	57	22	35
Foster Care Review	FC	4	4	4	4	-
Initial Foster Care	IF	2	2	2	2	-
Motion - Prot Order	MP	1	2	2	0	2
Petition	PT	3	3	3	3	-
Remand Custody	RC	10	10	10	10	-
Child at Risk	RI	0	1	1	1	-
Remand Visitation	RV	10	10	10	10	-
Show Cause	SC	2	8	8	2	6
Status	ST	3	9	9	3	6
Traffic	T	8	12	12	4	8
Juvenile Total		180	361	361	180	181
Williamsburg Totals		309	655	655	321	334



CASELOAD STATISTICS OF THE JUVENILE & DOMESTIC RELATIONS COURTS

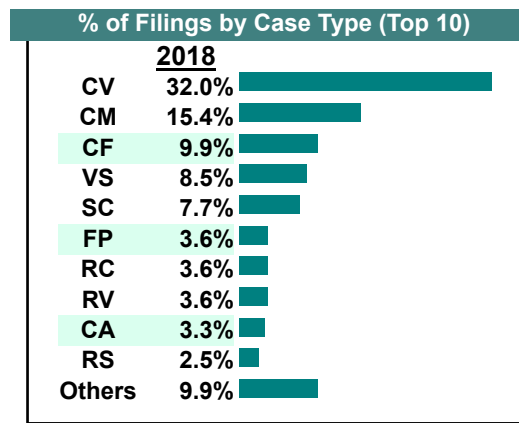
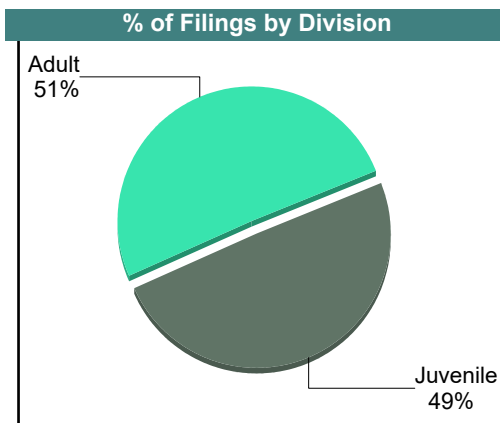

June 2018

Williamsburg

District: 9

		Filings	Hearings	Transactions	Concluded	Cont
Adult						
Capias	CA	11	29	29	10	19
Felony	CF	36	57	57	38	19
Misdemeanor	CM	56	124	124	55	69
Family Abuse - Prot Order	FP	13	27	27	16	11
Other	OT	2	3	3	3	-
Remand Support	RS	9	9	9	9	-
Show Cause	SC	26	58	58	27	31
Civil Support	VS	31	49	49	36	13
Adult Total		184	356	356	194	162

Juvenile						
Abuse or Neglect	AN	4	13	13	4	9
Capias	CA	1	4	4	3	1
Custody Relief	CR	0	3	3	3	-
Custody Visitation	CV	116	234	234	135	99
Felony	DF	1	16	16	7	9
Misdemeanor	DM	6	74	74	34	40
Initial Foster Care	IF	2	2	2	2	-
Motion - Prot Order	MP	3	4	4	4	-
Petition	PT	4	4	4	3	1
Remand Custody	RC	13	14	14	14	-
Child at Risk	RI	0	7	7	6	1
Remand Visitation	RV	13	13	13	13	-
Show Cause	SC	2	6	6	0	6
Status	ST	8	10	10	6	4
Traffic	T	5	7	7	2	5
Truancy	TR	1	2	2	2	-
Juvenile Total		179	413	413	238	175
Williamsburg Totals		363	769	769	432	337



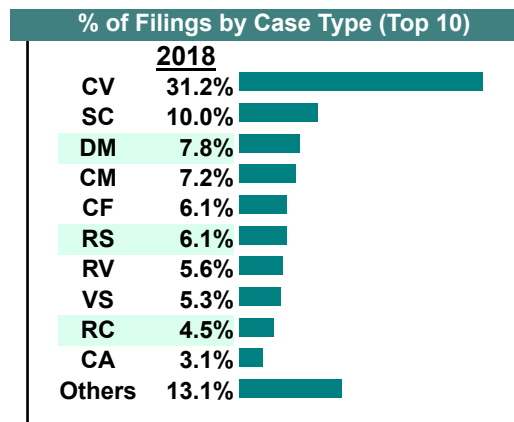
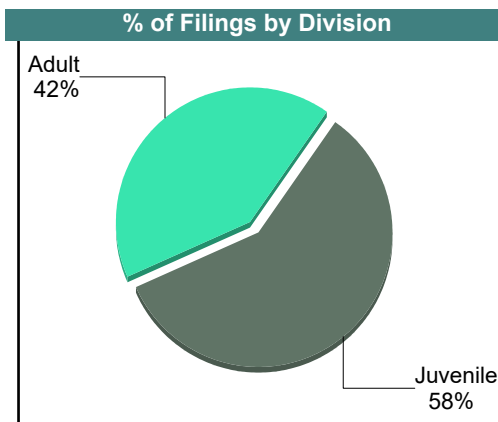
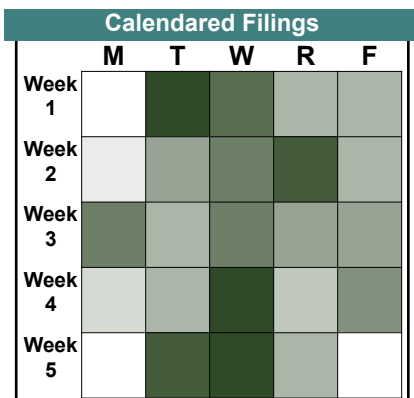
CASELOAD STATISTICS OF THE JUVENILE & DOMESTIC RELATIONS COURTS

May 2018

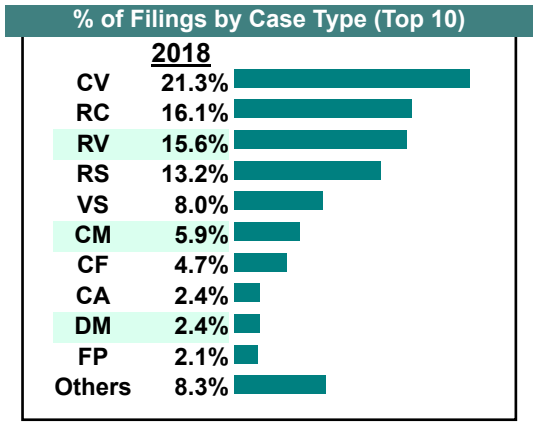
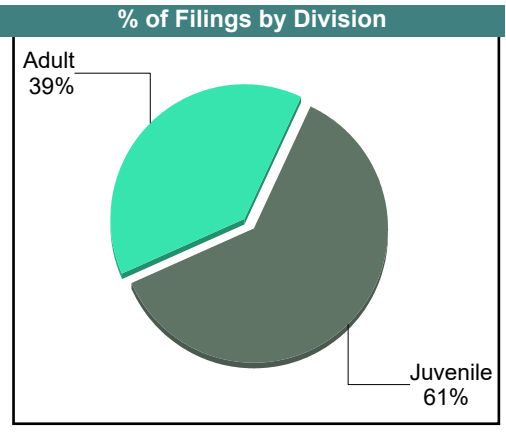
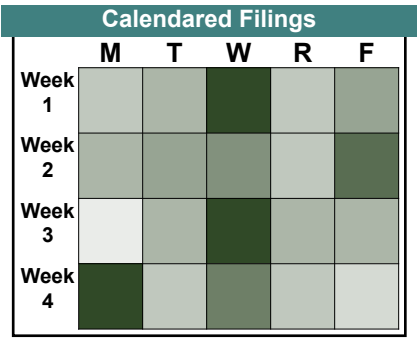
Williamsburg

District: 9

		<u>Filings</u>	<u>Hearings</u>	<u>Transactions</u>	<u>Concluded</u>	<u>Cont</u>
<u>Adult</u>						
Non-Family Abuse Prot Order	AP	2	2	2	2	-
Capias	CA	11	30	30	18	12
Felony	CF	22	36	36	19	17
Misdemeanor	CM	26	97	97	36	61
Family Abuse - Prot Order	FP	9	20	20	9	11
Motion - Prot Order	MP	1	1	1	1	-
Other	OT	5	5	5	4	1
Remand Support	RS	22	22	22	22	-
Show Cause	SC	31	70	70	33	37
SL/Other	SL	1	1	1	1	-
Civil Support	VS	19	49	49	25	24
Adult Total		149	333	333	170	163
<u>Juvenile</u>						
Abuse or Neglect	AN	3	10	10	3	7
Capias	CA	0	2	2	0	2
Custody Relief	CR	1	3	3	0	3
Custody Visitation	CV	112	233	233	141	92
Felony	DF	1	16	16	1	15
Misdemeanor	DM	28	85	85	14	71
Initial Foster Care	IF	1	1	1	1	-
Motion - Prot Order	MP	1	1	1	0	1
Petition	PT	6	8	8	7	1
Remand Custody	RC	16	16	16	16	-
Child at Risk	RI	3	6	6	1	5
Remand Visitation	RV	20	20	20	20	-
Show Cause	SC	5	8	8	2	6
Status	ST	3	8	8	4	4
Traffic	T	4	11	12	7	5
Truancy	TR	6	8	8	8	-
Juvenile Total		210	436	437	225	212
Williamsburg Totals		359	769	770	395	375



		Filings	Hearings	Transactions	Concluded	Cont
Adult						
Capias	CA	8	29	29	8	21
Felony	CF	20	38	38	17	21
Misdemeanor	CM	25	103	103	46	57
Family Abuse - Prot Order	FP	9	13	13	4	9
Motion - Prot Order	MP	1	2	2	2	-
Other	OT	2	2	2	2	-
Remand Support	RS	56	56	56	56	-
Show Cause	SC	7	58	58	22	36
SL/Other	SL	1	1	1	1	-
Civil Support	VS	34	50	50	25	25
Adult Total		163	352	352	183	169
Juvenile						
Abuse or Neglect	AN	3	5	5	0	5
Capias	CA	2	2	2	0	2
Custody Visitation	CV	90	159	159	67	92
Felony	DF	0	16	16	1	15
Misdemeanor	DM	10	65	65	15	50
Petition	PT	2	2	2	2	-
Remand Custody	RC	68	68	68	68	-
Child at Risk	RI	4	8	8	0	8
Remand Visitation	RV	66	66	66	66	-
Show Cause	SC	2	5	5	0	5
Status	ST	1	3	3	0	3
Traffic	T	7	8	8	2	6
Truancy	TR	5	6	6	3	3
Juvenile Total		260	413	413	224	189
Williamsburg Totals		423	765	765	407	358



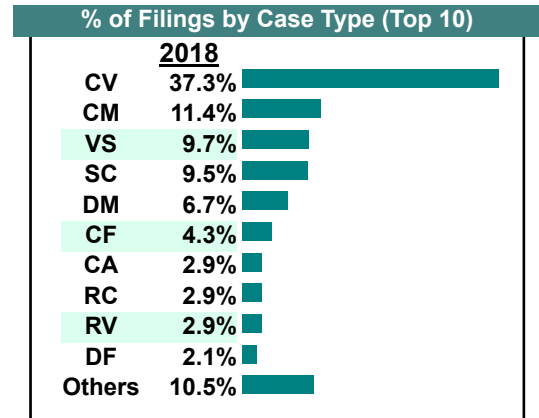
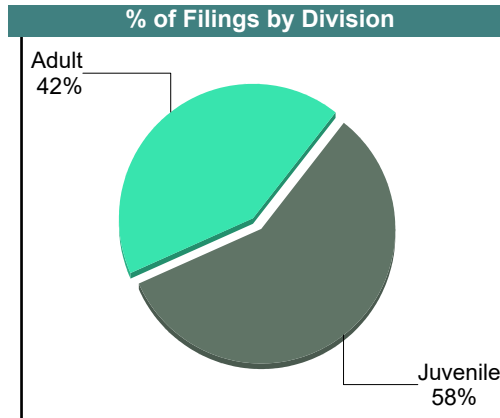
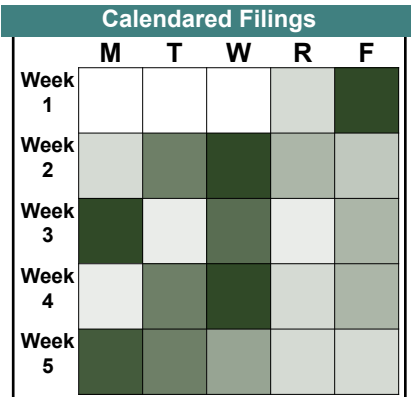
CASELOAD STATISTICS OF THE JUVENILE & DOMESTIC RELATIONS COURTS

March 2018

Williamsburg

District: 9

		<u>Filings</u>	<u>Hearings</u>	<u>Transactions</u>	<u>Concluded</u>	<u>Cont</u>
<u>Adult</u>						
Capias	CA	12	28	28	11	17
Felony	CF	18	28	28	14	14
Misdemeanor	CM	48	105	105	31	74
Family Abuse - Prot Order	FP	9	17	17	10	7
Motion - Prot Order	MP	1	1	1	0	1
Other	OT	2	2	2	2	-
Remand Support	RS	9	9	9	9	-
Show Cause	SC	38	87	87	40	47
Civil Support	VS	41	50	50	29	21
Adult Total		178	327	327	146	181
<u>Juvenile</u>						
Abuse or Neglect	AN	1	7	7	4	3
Custody Visitation	CV	157	283	283	128	155
Felony	DF	9	28	28	8	20
Misdemeanor	DM	28	84	84	19	65
Foster Care Review	FC	2	2	2	2	-
Initial Foster Care	IF	4	4	4	4	-
Permanency	PH	1	1	1	1	-
Remand Custody	RC	12	12	12	12	-
Child at Risk	RI	1	2	2	0	2
Remand Visitation	RV	12	12	12	12	-
Show Cause	SC	2	5	5	2	3
Status	ST	3	10	10	6	4
Traffic	T	6	14	14	9	5
Truancy	TR	5	5	5	5	-
Juvenile Total		243	469	469	212	257
Williamsburg Totals		421	796	796	358	438



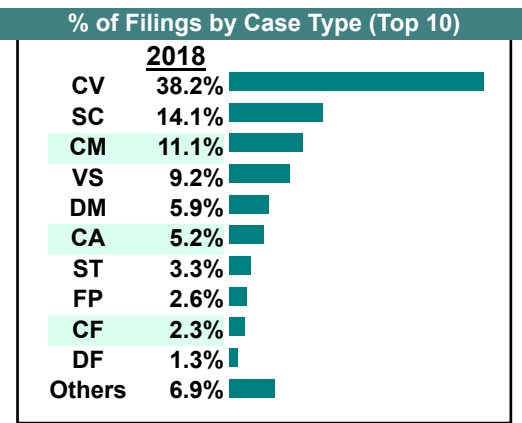
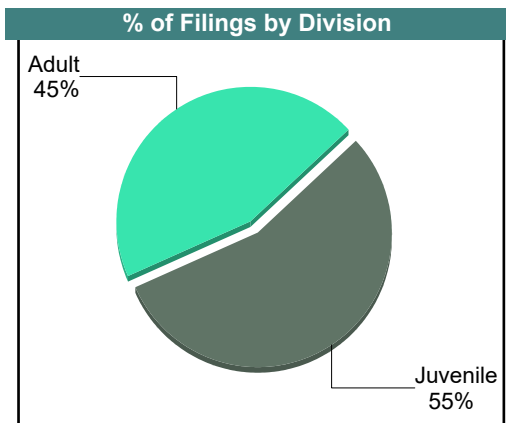

CASELOAD STATISTICS OF THE JUVENILE & DOMESTIC RELATIONS COURTS

February 2018

Williamsburg

District: 9

		Filings	Hearings	Transactions	Concluded	Cont
Adult						
Capias	CA	16	43	43	22	21
Felony	CF	7	26	26	15	11
Misdemeanor	CM	34	119	119	54	65
Family Abuse - Prot Order	FP	8	15	15	7	8
Other	OT	3	4	4	3	1
Violation of PO	PV	1	1	1	1	-
Show Cause	SC	39	92	92	28	64
SL/Other	SL	1	1	1	1	-
Civil Support	VS	28	41	41	23	18
Adult Total		137	342	342	154	188
Juvenile						
Abuse or Neglect	AN	1	3	3	0	3
Capias	CA	0	1	1	0	1
Custody Visitation	CV	117	211	211	109	102
Felony	DF	4	10	10	1	9
Misdemeanor	DM	18	51	51	19	32
Motion - Prot Order	MP	2	3	3	3	-
Permanency	PH	3	3	3	3	-
Petition	PT	2	2	2	0	2
Remand Custody	RC	1	1	1	1	-
Child at Risk	RI	0	2	2	1	1
Remand Visitation	RV	1	1	1	1	-
Show Cause	SC	4	10	10	4	6
Status	ST	10	13	13	8	5
Traffic	T	4	12	13	8	5
Truancy	TR	1	1	1	0	1
Voluntary Continuing Services Agreement	VA	1	1	1	1	-
Juvenile Total		169	325	326	159	167
Williamsburg Totals		306	667	668	313	355



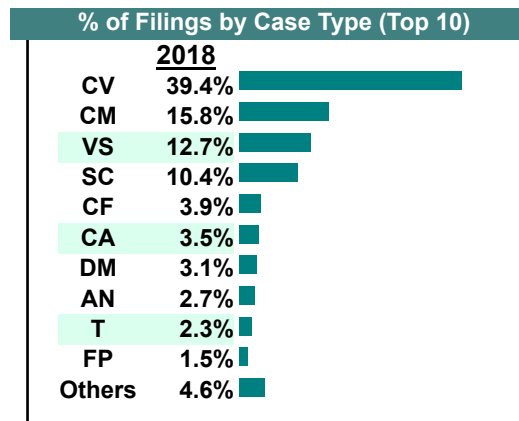
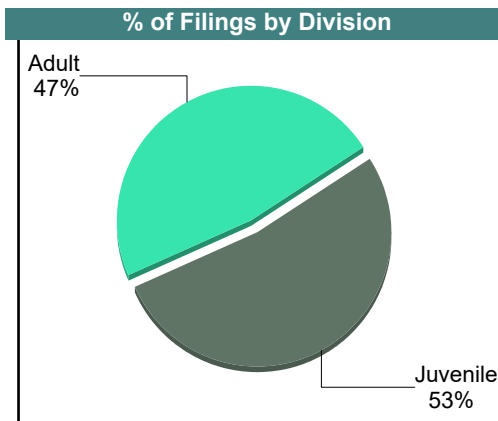

CASELOAD STATISTICS OF THE JUVENILE & DOMESTIC RELATIONS COURTS

January 2018

Williamsburg

District: 9

		<u>Filings</u>	<u>Hearings</u>	<u>Transactions</u>	<u>Concluded</u>	<u>Cont</u>
<u>Adult</u>						
Capias	CA	9	27	27	9	18
Felony	CF	10	35	35	8	27
Misdemeanor	CM	41	107	107	18	89
Family Abuse - Prot Order	FP	4	8	8	4	4
Show Cause	SC	25	75	75	21	54
SL/Other	SL	1	1	1	1	-
Civil Support	VS	33	45	45	31	14
Adult Total		123	298	298	92	206
<u>Juvenile</u>						
Abuse or Neglect	AN	7	10	10	4	6
Custody Relief	CR	0	4	4	2	2
Child in Need of Services	CS	0	1	1	1	-
Custody Visitation	CV	102	198	198	94	104
Felony	DF	1	16	16	3	13
Misdemeanor	DM	8	71	71	23	48
Foster Care Review	FC	1	1	1	1	-
Initial Foster Care	IF	2	2	2	2	-
Child at Risk	RI	1	2	2	0	2
RR	RR	1	1	1	0	1
Show Cause	SC	2	7	7	2	5
Status	ST	3	7	7	5	2
Traffic	T	6	7	8	5	3
Truancy	TR	2	2	2	2	-
Juvenile Total		136	329	330	144	186
Williamsburg Totals		259	627	628	236	392



CASELOAD STATISTICS OF THE JUVENILE & DOMESTIC RELATIONS COURTS

December 2018

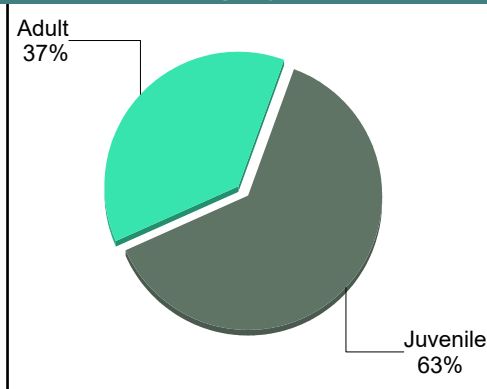
York
District: 9

		<u>Filings</u>	<u>Hearings</u>	<u>Transactions</u>	<u>Concluded</u>	<u>Cont</u>
<u>Adult</u>						
Capias	CA	1	8	8	4	4
Felony	CF	14	32	33	11	22
Misdemeanor	CM	10	53	53	18	35
Family Abuse - Prot Order	FP	3	14	14	11	3
Motion - Prot Order	MP	1	2	2	2	-
Other	OT	0	2	2	0	2
Remand Support	RS	6	6	6	6	-
Show Cause	SC	14	44	44	15	29
SL/Other	SL	1	1	1	1	-
Civil Support	VS	16	49	49	26	23
Adult Total		66	211	212	94	118
<u>Juvenile</u>						
Abuse or Neglect	AN	0	1	1	0	1
Capias	CA	3	3	3	0	3
Custody Visitation	CV	31	150	150	41	109
Felony	DF	3	16	16	7	9
Misdemeanor	DM	5	25	25	12	13
Foster Care Review	FC	3	5	5	3	2
Motion - Prot Order	MP	0	1	1	0	1
Permanency	PH	1	1	1	0	1
Remand Custody	RC	11	11	11	11	-
RR	RR	0	1	1	1	-
Remand Visitation	RV	11	11	11	11	-
Show Cause	SC	30	39	39	5	34
Status	ST	1	7	7	2	5
Traffic	T	9	14	15	7	8
Truancy	TR	3	3	3	0	3
Juvenile Total		111	288	289	100	189
York Totals		177	499	501	194	307

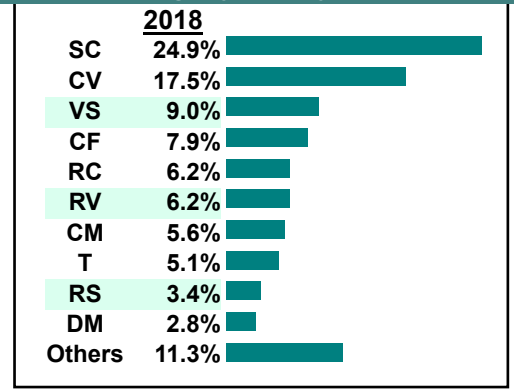
Calendared Filings

	M	T	R	F
Week 1				
Week 2				
Week 3				
Week 4				

% of Filings by Division



% of Filings by Case Type (Top 10)

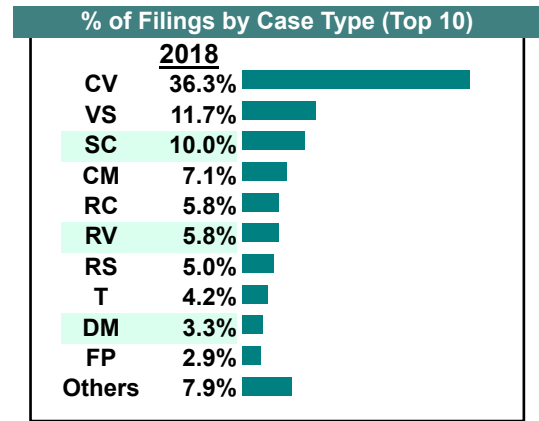
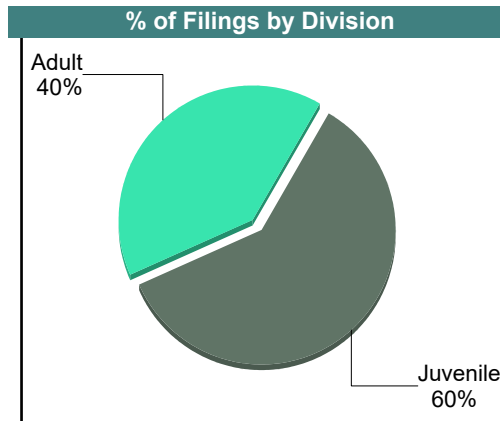



CASELOAD STATISTICS OF THE JUVENILE & DOMESTIC RELATIONS COURTS

November 2018

York
District: 9

		<u>Filings</u>	<u>Hearings</u>	<u>Transactions</u>	<u>Concluded</u>	<u>Cont</u>
<u>Adult</u>						
Non-Family Abuse Prot Order	AP	2	5	5	3	2
Capias	CA	5	13	13	5	8
Felony	CF	3	16	16	6	10
Misdemeanor	CM	17	59	59	20	39
Family Abuse - Prot Order	FP	7	15	15	8	7
Motion - Prot Order	MP	1	2	2	0	2
Other	OT	0	2	2	2	-
Remand Support	RS	12	12	12	12	-
Show Cause	SC	20	64	64	20	44
SL/Other	SL	1	1	1	1	-
Civil Support	VS	28	70	70	33	37
Adult Total		96	259	259	110	149
<u>Juvenile</u>						
Abuse or Neglect	AN	0	1	1	0	1
Non-Family Abuse Prot Order	AP	0	2	2	0	2
Capias	CA	1	2	2	0	2
Custody Visitation	CV	87	246	246	73	173
Felony	DF	1	19	19	9	10
Misdemeanor	DM	8	39	39	14	25
Foster Care Review	FC	3	3	3	1	2
Petition	PT	1	5	5	1	4
Remand Custody	RC	14	14	14	14	-
Remand Visitation	RV	14	14	14	14	-
Show Cause	SC	4	20	20	5	15
Status	ST	0	6	6	2	4
Traffic	T	10	24	24	15	9
Voluntary Continuing Services Agreement	VA	1	1	1	1	-
Juvenile Total		144	396	396	149	247
York Totals		240	655	655	259	396

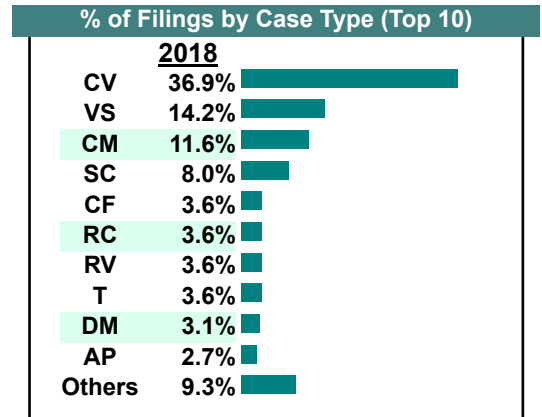
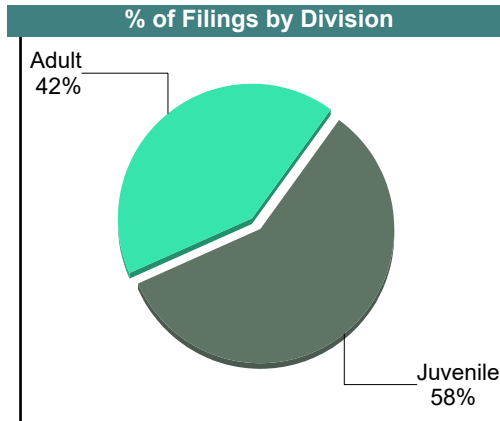
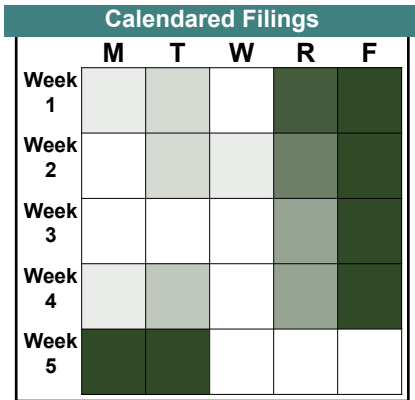


CASELOAD STATISTICS OF THE JUVENILE & DOMESTIC RELATIONS COURTS

October 2018

York
District: 9

		<u>Filings</u>	<u>Hearings</u>	<u>Transactions</u>	<u>Concluded</u>	<u>Cont</u>
<u>Adult</u>						
Non-Family Abuse Prot Order	AP	3	3	3	3	-
Capias	CA	0	9	9	3	6
Felony	CF	8	29	30	11	19
Misdemeanor	CM	26	91	91	36	55
Family Abuse - Prot Order	FP	4	14	14	4	10
Motion - Prot Order	MP	2	2	2	1	1
Other	OT	0	3	3	1	2
Remand Support	RS	6	6	6	6	-
Show Cause	SC	13	51	51	16	35
Civil Support	VS	32	71	71	39	32
Adult Total		94	279	280	120	160
<u>Juvenile</u>						
Abuse or Neglect	AN	1	3	3	2	1
Non-Family Abuse Prot Order	AP	3	4	4	1	3
Custody Relief	CR	0	1	1	1	-
Custody Visitation	CV	83	203	203	116	87
Felony	DF	4	23	23	7	16
Misdemeanor	DM	7	47	47	15	32
Foster Care Review	FC	2	2	2	2	-
Motion - Prot Order	MP	1	1	1	0	1
Petition	PT	0	2	2	0	2
Remand Custody	RC	8	8	8	8	-
Remand Visitation	RV	8	8	8	8	-
Show Cause	SC	5	14	14	6	8
Status	ST	1	14	14	2	12
Traffic	T	8	23	23	11	12
Term Parental Rights	TP	0	2	2	2	-
Truancy	TR	0	1	1	0	1
Juvenile Total		131	356	356	181	175
York Totals		225	635	636	301	335

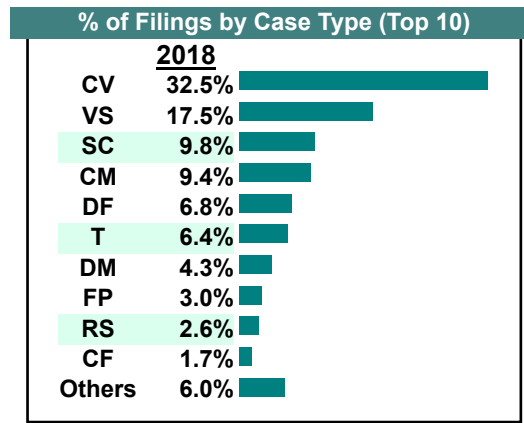
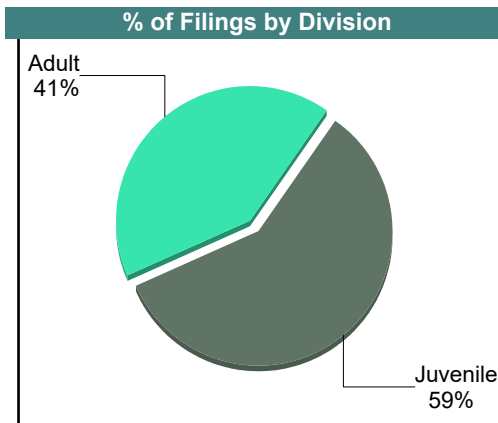
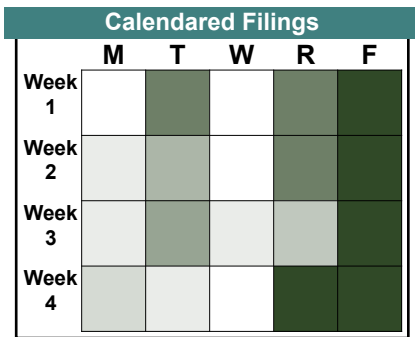


CASELOAD STATISTICS OF THE JUVENILE & DOMESTIC RELATIONS COURTS

September 2018

York
District: 9

		<u>Filings</u>	<u>Hearings</u>	<u>Transactions</u>	<u>Concluded</u>	<u>Cont</u>
Adult						
Non-Family Abuse Prot Order	AP	1	2	2	0	2
Capias	CA	2	16	16	4	12
Felony	CF	4	30	30	22	8
Misdemeanor	CM	22	79	79	30	49
Family Abuse - Prot Order	FP	7	12	12	2	10
Violation of PO	PV	1	1	1	1	-
Remand Support	RS	6	6	6	6	-
Show Cause	SC	13	75	75	16	59
Civil Support	VS	41	69	69	22	47
Adult Total		97	290	290	103	187
Juvenile						
Abuse or Neglect	AN	0	4	4	4	-
Custody Visitation	CV	76	205	205	68	137
Felony	DF	16	33	33	9	24
Misdemeanor	DM	10	52	52	16	36
Petition	PT	1	2	2	2	-
Remand Custody	RC	4	4	4	4	-
Remand Visitation	RV	4	4	4	4	-
Show Cause	SC	10	20	20	3	17
Status	ST	1	14	14	4	10
Traffic	T	15	22	22	9	13
Juvenile Total		137	360	360	123	237
York Totals		234	650	650	226	424



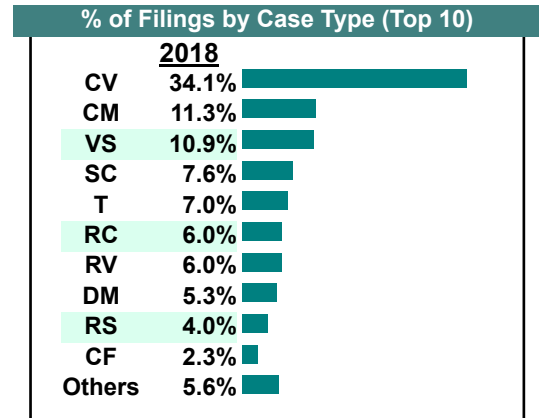
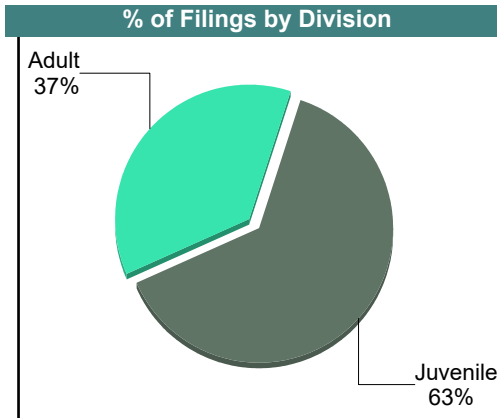
CASELOAD STATISTICS OF THE JUVENILE & DOMESTIC RELATIONS COURTS

August 2018

York
District: 9

		Filings	Hearings	Transactions	Concluded	Cont
Adult						
Capias	CA	4	9	9	4	5
Felony	CF	7	36	41	13	28
Misdemeanor	CM	34	75	75	24	51
Family Abuse - Prot Order	FP	2	11	11	7	4
Other	OT	0	3	3	0	3
Remand Support	RS	12	12	12	12	-
Show Cause	SC	19	55	55	19	36
SL/Other	SL	0	2	2	2	-
Civil Support	VS	33	58	58	33	25
Adult Total		111	261	266	114	152
Juvenile						
Abuse or Neglect	AN	0	1	1	1	-
Custody Visitation	CV	103	198	198	109	89
Felony	DF	2	27	27	13	14
Misdemeanor	DM	16	98	98	46	52
Initial Foster Care	IF	1	1	1	1	-
Remand Custody	RC	18	18	18	18	-
RR	RR	1	1	1	0	1
Remand Visitation	RV	18	18	18	18	-
Show Cause	SC	4	32	32	27	5
Status	ST	5	22	22	6	16
Traffic	T	21	46	46	23	23
Term Parental Rights	TP	1	1	1	1	-
Truancy	TR	0	1	1	0	1
Voluntary Continuing Services Agreement	VA	1	1	1	1	-
Juvenile Total		191	465	465	264	201
York Totals		302	726	731	378	353

	M	T	W	R	F
Week 1					
Week 2					
Week 3					
Week 4					
Week 5					

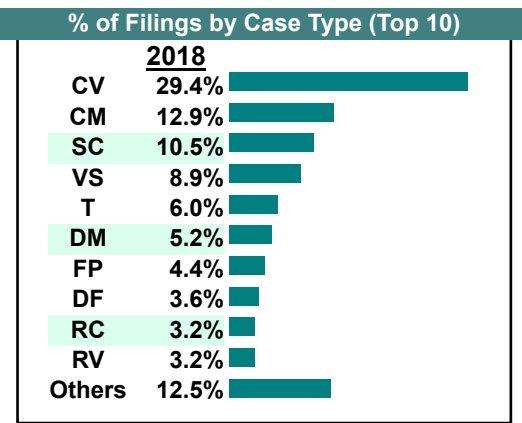
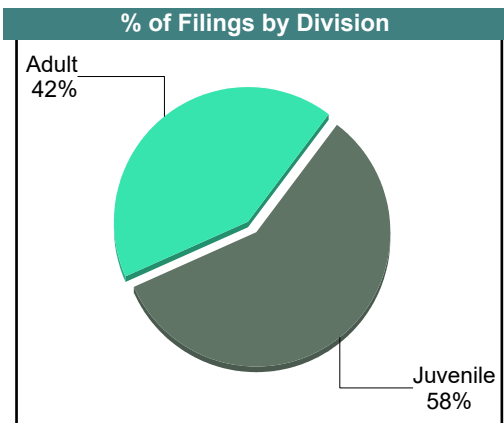



CASELOAD STATISTICS OF THE JUVENILE & DOMESTIC RELATIONS COURTS

July 2018

York
District: 9

		<u>Filings</u>	<u>Hearings</u>	<u>Transactions</u>	<u>Concluded</u>	<u>Cont</u>
<u>Adult</u>						
Capias	CA	5	21	21	9	12
Felony	CF	6	32	32	10	22
Misdemeanor	CM	32	99	99	34	65
Crim Support	CS	0	1	1	1	-
Family Abuse - Prot Order	FP	11	16	16	7	9
Motion - Prot Order	MP	1	1	1	1	-
Other	OT	3	3	3	3	-
Remand Support	RS	5	5	5	5	-
Show Cause	SC	19	67	67	30	37
Civil Support	VS	22	45	45	26	19
Adult Total		104	290	290	126	164
<u>Juvenile</u>						
Abuse or Neglect	AN	5	10	10	2	8
Custody Relief	CR	0	1	1	0	1
Custody Visitation	CV	73	164	164	73	91
Felony	DF	9	35	35	10	25
Misdemeanor	DM	13	64	64	18	46
Entrustment	ET	2	2	2	2	-
Foster Care Review	FC	1	2	2	2	-
Initial Foster Care	IF	1	1	1	1	-
Petition	PT	1	5	5	0	5
Remand Custody	RC	8	8	8	8	-
Remand Visitation	RV	8	8	8	8	-
Show Cause	SC	7	16	16	4	12
Status	ST	1	8	8	1	7
Traffic	T	15	25	25	8	17
Truancy	TR	0	1	1	0	1
Juvenile Total		144	350	350	137	213
York Totals		248	640	640	263	377

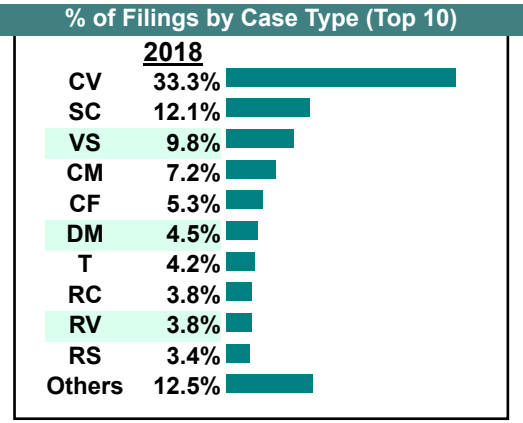
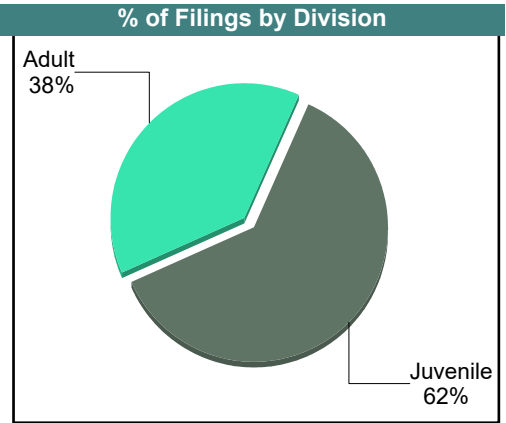



CASELOAD STATISTICS OF THE JUVENILE & DOMESTIC RELATIONS COURTS

June 2018

York District: 9

		<u>Filings</u>	<u>Hearings</u>	<u>Transactions</u>	<u>Concluded</u>	<u>Cont</u>
<u>Adult</u>						
Non-Family Abuse Prot Order	AP	2	4	4	2	2
Capias	CA	3	18	18	7	11
Felony	CF	14	75	76	25	51
Misdemeanor	CM	19	65	65	23	42
Family Abuse - Prot Order	FP	5	12	12	5	7
Other	OT	1	5	5	1	4
Remand Support	RS	9	9	9	9	-
Show Cause	SC	21	76	76	26	50
SL/Other	SL	1	2	2	0	2
Civil Support	VS	26	65	65	24	41
Adult Total		101	331	332	122	210
<u>Juvenile</u>						
Abuse or Neglect	AN	1	6	6	2	4
Capias	CA	0	3	3	2	1
Custody Relief	CR	1	1	1	0	1
Custody Visitation	CV	88	230	230	75	155
Felony	DF	4	46	46	15	31
Misdemeanor	DM	12	94	94	35	59
Entrustment	ET	2	2	2	2	-
Foster Care Review	FC	2	2	2	2	-
Permanency	PH	1	1	1	1	-
Petition	PT	1	5	5	2	3
Remand Custody	RC	10	10	10	10	-
Child at Risk	RI	1	1	1	1	-
Remand Visitation	RV	10	10	10	10	-
Show Cause	SC	11	31	31	5	26
Status	ST	6	18	18	3	15
Traffic	T	11	18	18	6	12
Term Parental Rights	TP	0	4	4	2	2
Truancy	TR	1	1	1	0	1
Voluntary Continuing Services Agreement	VA	1	1	1	1	-
Juvenile Total		163	484	484	174	310
York Totals		264	815	816	296	520

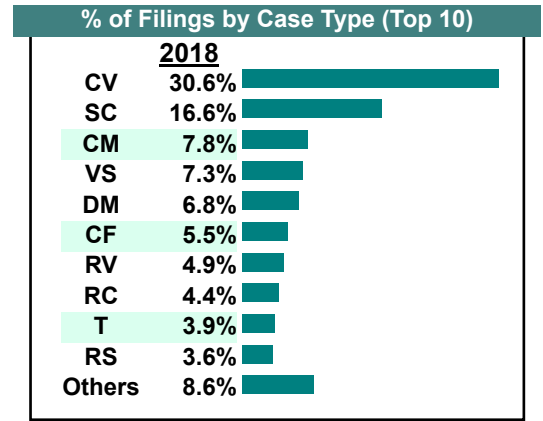
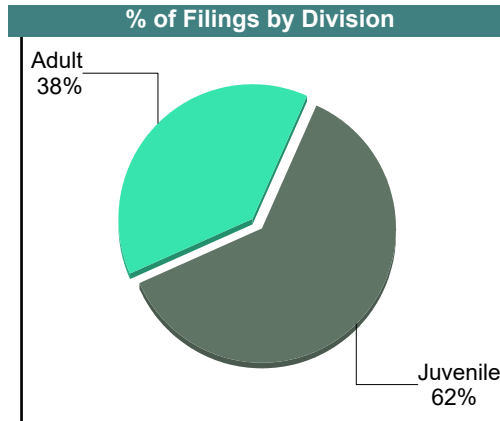
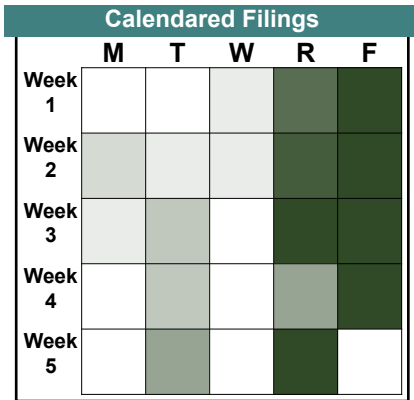


CASELOAD STATISTICS OF THE JUVENILE & DOMESTIC RELATIONS COURTS

May 2018

York
District: 9

		<u>Filings</u>	<u>Hearings</u>	<u>Transactions</u>	<u>Concluded</u>	<u>Cont</u>
<u>Adult</u>						
Non-Family Abuse Prot Order	AP	0	1	1	1	-
Capias	CA	8	18	18	5	13
Felony	CF	21	52	53	14	39
Misdemeanor	CM	30	93	93	36	57
Family Abuse - Prot Order	FP	6	18	18	6	12
Motion - Prot Order	MP	2	2	2	2	-
Other	OT	0	4	4	0	4
Remand Support	RS	14	14	14	14	-
Show Cause	SC	39	83	83	17	66
Civil Support	VS	28	61	61	25	36
Adult Total		148	346	347	120	227
<u>Juvenile</u>						
Abuse or Neglect	AN	2	2	2	0	2
Capias	CA	2	2	2	0	2
Custody Visitation	CV	118	220	220	63	157
Felony	DF	8	23	23	2	21
Misdemeanor	DM	26	91	91	13	78
Remand Custody	RC	17	17	17	17	-
Remand Visitation	RV	19	19	19	19	-
Show Cause	SC	25	28	28	2	26
Status	ST	5	19	19	2	17
Traffic	T	15	32	32	17	15
Juvenile Total		237	453	453	135	318
York Totals		385	799	800	255	545



CASELOAD STATISTICS OF THE JUVENILE & DOMESTIC RELATIONS COURTS

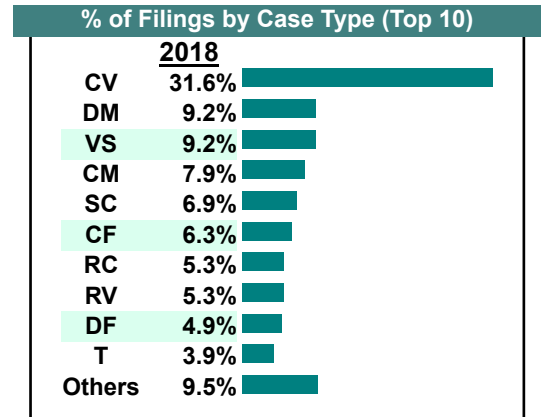
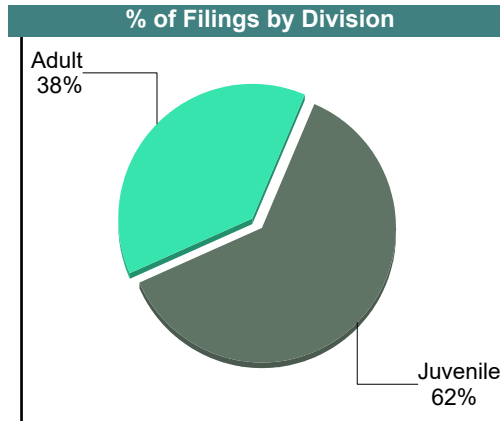
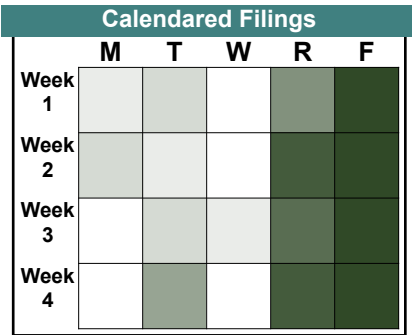
April 2018

York
District: 9

		Filings	Hearings	Transactions	Concluded	Cont
Adult						
Non-Family Abuse Prot Order	AP	0	1	1	0	1
Capias	CA	8	38	38	17	21
Felony	CF	19	42	43	14	29
Misdemeanor	CM	24	92	92	45	47
Crim Support	CS	0	1	1	0	1
Family Abuse - Prot Order	FP	8	18	18	8	10
Other	OT	1	2	2	1	1
Remand Support	RS	8	8	8	8	-
Show Cause	SC	20	86	86	41	45
SL/Other	SL	0	3	3	2	1
Civil Support	VS	28	58	58	32	26
Adult Total		116	349	350	168	182

Juvenile						
Capias	CA	0	6	6	3	3
Custody Visitation	CV	96	186	186	82	104
Felony	DF	15	34	34	8	26
Misdemeanor	DM	28	105	105	26	79
Emancipation	EP	0	1	1	1	-
Foster Care Review	FC	0	1	1	1	-
Remand Custody	RC	16	16	16	16	-
Remand Visitation	RV	16	16	16	16	-
Show Cause	SC	1	6	6	3	3
Status	ST	2	18	18	3	15
Traffic	T	12	27	27	15	12
Truancy	TR	1	1	1	1	-
Voluntary Continuing Services Agreement	VA	1	1	1	1	-
Juvenile Total		188	418	418	176	242

York Totals		304	767	768	344	424
--------------------	--	------------	------------	------------	------------	------------



CASELOAD STATISTICS OF THE JUVENILE & DOMESTIC RELATIONS COURTS

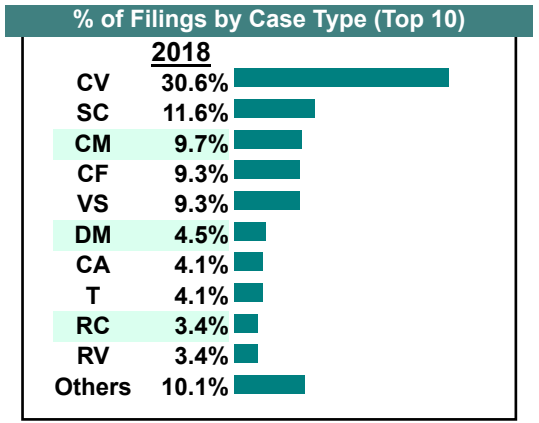
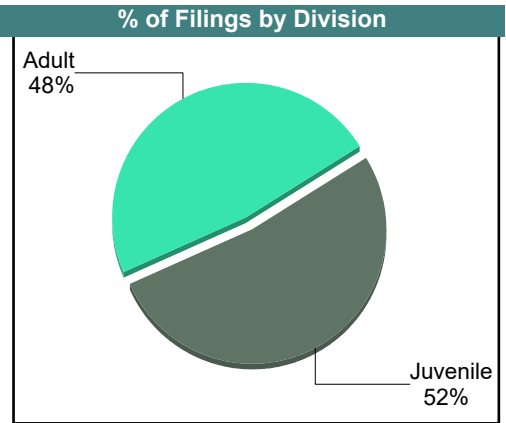
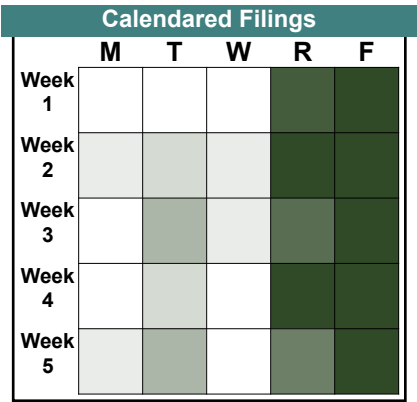
March 2018

York
District: 9

		<u>Filings</u>	<u>Hearings</u>	<u>Transactions</u>	<u>Concluded</u>	<u>Cont</u>
Adult						
Non-Family Abuse Prot Order	AP	0	2	2	1	1
Capias	CA	9	32	32	7	25
Felony	CF	25	61	61	17	44
Misdemeanor	CM	26	110	110	39	71
Crim Support	CS	1	1	1	0	1
Family Abuse - Prot Order	FP	8	16	16	8	8
Other	OT	1	3	3	0	3
Remand Support	RS	6	6	6	6	-
Show Cause	SC	27	83	83	25	58
Civil Support	VS	25	59	59	28	31
Adult Total		128	373	373	131	242

Juvenile						
Capias	CA	2	5	5	0	5
Custody Visitation	CV	82	173	173	70	103
Felony	DF	2	40	40	21	19
Misdemeanor	DM	12	77	77	13	64
Emancipation	EP	1	1	1	0	1
Permanency	PH	0	1	1	1	-
Petition	PT	4	5	5	1	4
Remand Custody	RC	9	9	9	9	-
Child at Risk	RI	0	2	2	2	-
Remand Visitation	RV	9	9	9	9	-
Show Cause	SC	4	11	11	4	7
Status	ST	4	10	10	2	8
Traffic	T	11	26	26	14	12
Term Parental Rights	TP	0	4	4	0	4
Juvenile Total		140	373	373	146	227

York Totals		268	746	746	277	469
--------------------	--	------------	------------	------------	------------	------------

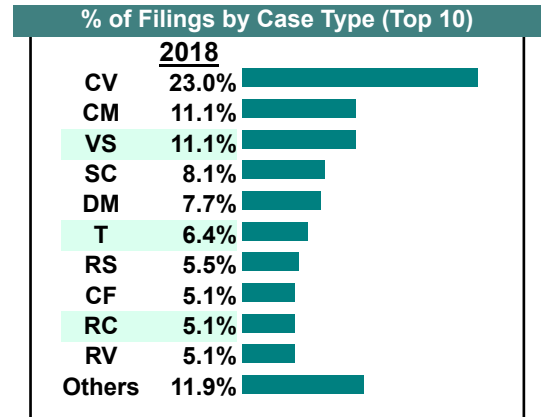
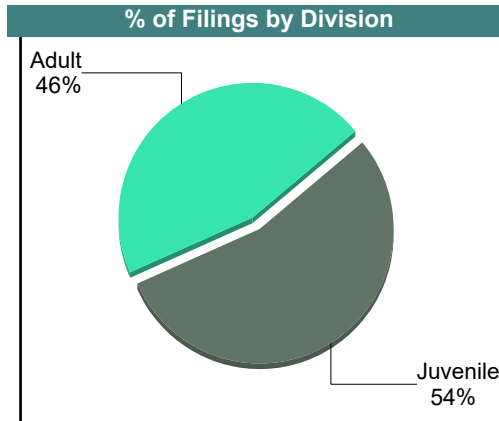
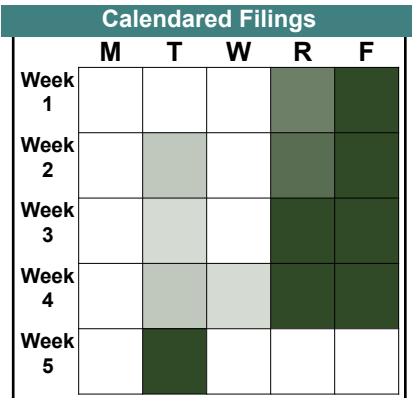


CASELOAD STATISTICS OF THE JUVENILE & DOMESTIC RELATIONS COURTS

February 2018

York
District: 9

		<u>Filings</u>	<u>Hearings</u>	<u>Transactions</u>	<u>Concluded</u>	<u>Cont</u>
Adult						
Capias	CA	7	18	18	5	13
Felony	CF	12	34	34	10	24
Misdemeanor	CM	26	112	112	35	77
Family Abuse - Prot Order	FP	6	13	13	8	5
Other	OT	1	1	1	0	1
Remand Support	RS	13	13	13	13	-
Show Cause	SC	15	49	49	10	39
SL/Other	SL	1	2	2	0	2
Civil Support	VS	26	63	63	25	38
Adult Total		107	305	305	106	199
Juvenile						
Custody Visitation	CV	54	149	149	61	88
Felony	DF	2	65	65	21	44
Misdemeanor	DM	18	95	95	21	74
Permanency	PH	1	1	1	1	-
Remand Custody	RC	12	12	12	12	-
Remand Visitation	RV	12	12	12	12	-
Show Cause	SC	4	9	9	1	8
Status	ST	10	20	20	1	19
Traffic	T	15	31	31	15	16
Juvenile Total		128	394	394	145	249
York Totals		235	699	699	251	448

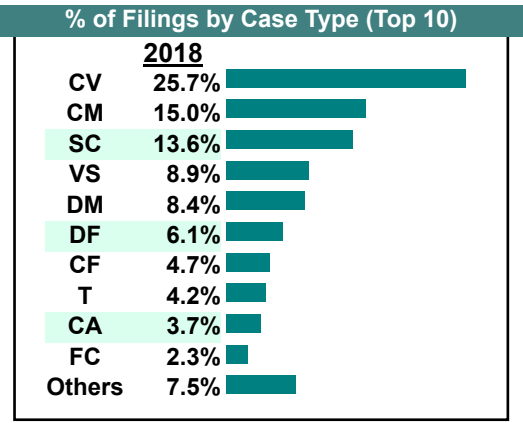
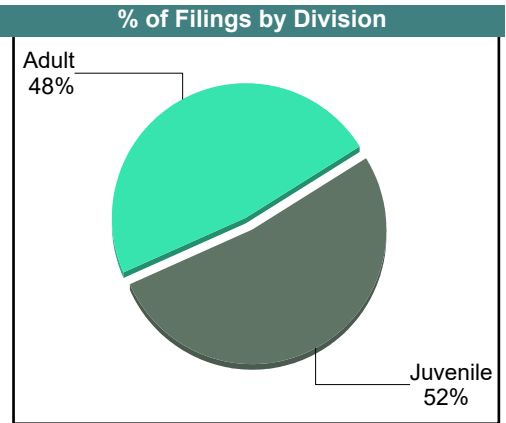



CASELOAD STATISTICS OF THE JUVENILE & DOMESTIC RELATIONS COURTS

January 2018

York
District: 9

		<u>Filings</u>	<u>Hearings</u>	<u>Transactions</u>	<u>Concluded</u>	<u>Cont</u>
<u>Adult</u>						
Non-Family Abuse Prot Order	AP	1	3	3	2	1
Capias	CA	8	18	18	3	15
Felony	CF	10	31	31	4	27
Misdemeanor	CM	32	120	120	22	98
Family Abuse - Prot Order	FP	4	14	14	5	9
Other	OT	0	2	2	2	-
Remand Support	RS	1	1	1	1	-
Show Cause	SC	27	74	74	24	50
SL/Other	SL	0	1	1	1	-
Civil Support	VS	19	53	53	29	24
Adult Total		102	317	317	93	224
<u>Juvenile</u>						
Non-Family Abuse Prot Order	AP	0	4	4	4	-
Capias	CA	0	1	1	1	-
Child in Need of Services	CS	0	1	1	1	-
Custody Visitation	CV	55	153	153	84	69
Felony	DF	13	31	31	2	29
Misdemeanor	DM	18	81	81	27	54
Foster Care Review	FC	5	5	5	3	2
Petition	PT	1	1	1	0	1
Remand Custody	RC	3	3	3	3	-
Remand Visitation	RV	3	3	3	3	-
Show Cause	SC	2	3	3	1	2
Status	ST	3	10	10	2	8
Traffic	T	9	27	27	13	14
Juvenile Total		112	323	323	144	179
York Totals		214	640	640	237	403



Filings by Court & Division

	Charles City	Gloucester	King & Queen	King William	Mathews	Middlesex	New Kent	Williamsburg	York	Total
A Adult Misdemeanor	25 2%	259 18%	49 3%	86 6%	39 3%	56 4%	123 9%	469 33%	298 21%	1,404
Civil Support	39 3%	186 15%	27 2%	88 7%	50 4%	51 4%	102 8%	346 29%	324 27%	1,213
Show Cause	24 3%	149 17%	16 2%	54 6%	29 3%	35 4%	63 7%	281 31%	247 28%	898
Adult Felony	18 3%	93 14%	34 5%	25 4%	75 11%	17 3%	45 7%	221 33%	143 21%	671
Capias	5 1%	88 26%	9 3%	16 5%	11 3%	10 3%	12 4%	130 38%	60 18%	341
Family Abuse - Prot Order	9 3%	59 18%	10 3%	26 8%	13 4%	21 6%	23 7%	103 31%	71 21%	335
Remand Support	1 0%	15 6%	- 0%	14 5%	2 1%	2 1%	11 4%	113 44%	98 38%	256
Motion - Prot Order	3 5%	17 30%	1 2%	3 5%	2 4%	12 21%	3 5%	8 14%	7 13%	56
Other	- 0%	3 6%	1 2%	1 2%	5 11%	- 0%	3 6%	27 57%	7 15%	47
SL/Other	1 3%	7 23%	2 6%	6 19%	- 0%	4 13%	- 0%	7 23%	4 13%	31
Non-Family Abuse Prot Order	- 0%	8 28%	- 0%	- 0%	- 0%	3 10%	5 17%	4 14%	9 31%	29
Violation of PO	3 14%	8 36%	- 0%	1 5%	2 9%	- 0%	2 9%	5 23%	1 5%	22
Bond Forfeiture	- 0%	- 0%	- 0%	1 25%	- 0%	- 0%	- 0%	3 75%	- 0%	4
Criminal Support	- 0%	- 0%	- 0%	- 0%	- 0%	- 0%	- 0%	- 0%	1 100%	1
Total	128 2%	892 17%	149 3%	321 6%	228 4%	211 4%	392 7%	1,717 32%	1,270 24%	5,308
J Custody Visitation	101 2%	840 20%	79 2%	304 7%	148 3%	213 5%	338 8%	1,270 30%	946 22%	4,239
Delinquency	15 2%	127 13%	16 2%	66 7%	31 3%	50 5%	148 15%	262 27%	252 26%	967
Traffic	5 1%	47 10%	47 10%	25 6%	27 6%	7 2%	62 14%	83 18%	151 33%	454
Remand Visitation	- 0%	37 10%	- 0%	24 7%	3 1%	5 1%	16 4%	140 39%	132 37%	357
Remand Custody	- 0%	37 10%	- 0%	24 7%	4 1%	6 2%	16 5%	138 39%	130 37%	355
Show Cause	3 2%	21 12%	- 0%	13 7%	1 1%	1 1%	5 3%	29 16%	107 59%	180
Status Offense/Other	2 1%	21 15%	4 3%	- 0%	5 4%	5 4%	4 3%	61 43%	39 28%	141
Abuse or Neglect	- 0%	21 24%	3 3%	5 6%	8 9%	8 9%	- 0%	33 38%	9 10%	87
Foster Care Review	- 0%	22 27%	8 10%	2 2%	5 6%	5 6%	7 9%	16 20%	16 20%	81

	Charles City	Gloucester	King & Queen	King William	Mathews	Middlesex	New Kent	Williamsburg	York	Total
J Paternity	1	3	2	10	2	-	2	30	9	59
	2%	5%	3%	17%	3%	0%	3%	51%	15%	
Initial Foster Care	1	11	-	-	5	8	-	23	2	50
	2%	22%	0%	0%	10%	16%	0%	46%	4%	
Permanency	-	18	-	2	5	4	3	9	3	44
	0%	41%	0%	5%	11%	9%	7%	20%	7%	
Truancy	3	3	-	-	1	1	1	20	5	34
	9%	9%	0%	0%	3%	3%	3%	59%	15%	
Motion - Prot Order	-	3	-	-	-	4	2	20	1	30
	0%	10%	0%	0%	0%	13%	7%	67%	3%	
Entrustment	-	7	-	1	3	2	-	12	4	29
	0%	24%	0%	3%	10%	7%	0%	41%	14%	
Term Parental Rights	-	13	-	-	2	1	4	8	1	29
	0%	45%	0%	0%	7%	3%	14%	28%	3%	
Voluntary Continuing	-	6	-	1	-	-	1	2	4	14
	0%	43%	0%	7%	0%	0%	7%	14%	29%	
Capias	-	-	-	1	-	1	-	3	8	13
	0%	0%	0%	8%	0%	8%	0%	23%	62%	
Child at Risk	-	-	-	-	-	-	-	12	1	13
	0%	0%	0%	0%	0%	0%	0%	92%	8%	
Non-Family Abuse Prot Order	1	2	-	-	-	1	2	2	3	11
	9%	18%	0%	0%	0%	9%	18%	18%	27%	
Custody Relief	-	3	-	-	-	1	-	3	1	8
	0%	38%	0%	0%	0%	13%	0%	38%	13%	
Child in Need of Services	-	3	-	-	3	1	-	-	-	7
	0%	43%	0%	0%	43%	14%	0%	0%	0%	
Emancipation	-	-	1	-	-	-	-	-	1	2
	0%	0%	50%	0%	0%	0%	0%	0%	50%	
Restoration of Parental Rights	-	-	-	-	-	-	-	1	1	2
	0%	0%	0%	0%	0%	0%	0%	50%	50%	
Total	132	1,245	160	478	253	324	611	2,177	1,826	7,206
	2%	17%	2%	7%	4%	4%	8%	30%	25%	
Total	260	2,137	309	799	481	535	1,003	3,894	3,096	12,514
	2%	17%	2%	6%	4%	4%	8%	31%	25%	

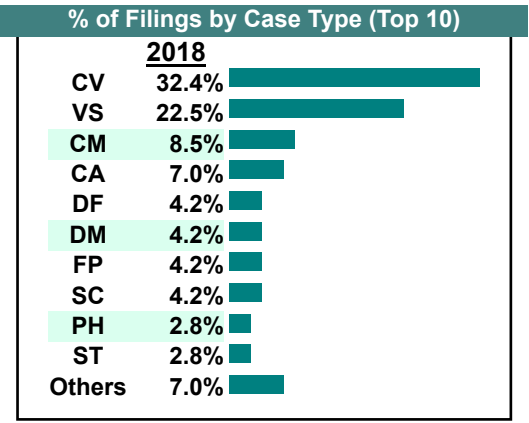
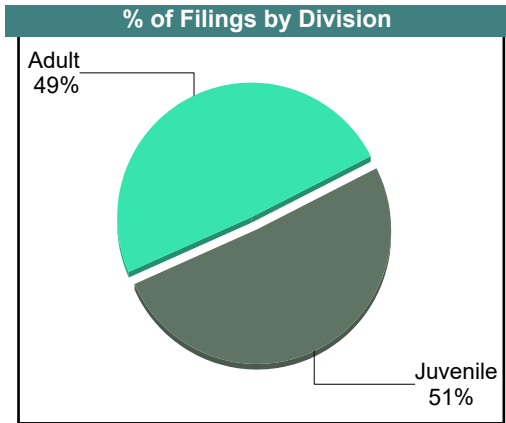
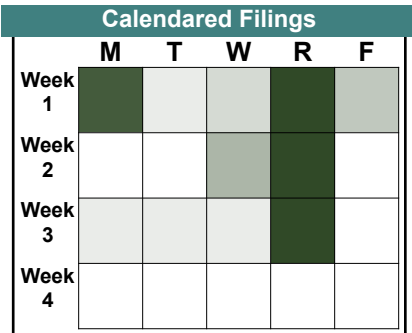
CASELOAD STATISTICS OF THE JUVENILE & DOMESTIC RELATIONS COURTS

Appomattox

District: 10

December 2018

		<u>Filings</u>	<u>Hearings</u>	<u>Transactions</u>	<u>Concluded</u>	<u>Cont</u>
Adult						
Non-Family Abuse Prot Order	AP	1	4	4	1	3
Capias	CA	5	10	10	2	8
Felony	CF	0	11	11	6	5
Misdemeanor	CM	6	28	28	7	20
Family Abuse - Prot Order	FP	3	11	11	7	4
Violation of PO	PV	1	1	1	1	-
Show Cause	SC	3	15	15	7	8
Civil Support	VS	16	21	21	15	6
Adult Total		35	101	101	46	54
Juvenile						
Child in Need of Services	CS	1	3	3	1	2
Custody Visitation	CV	23	46	46	32	14
Felony	DF	3	7	7	0	7
Misdemeanor	DM	3	6	6	0	5
Permanency	PH	2	2	2	2	-
Petition	PT	0	2	2	1	1
Status	ST	2	4	4	2	2
Traffic	T	2	4	4	2	2
Term Parental Rights	TP	0	1	1	1	-
Truancy	TR	0	1	1	1	-
Juvenile Total		36	76	76	42	33
Appomattox Totals		71	177	177	88	87



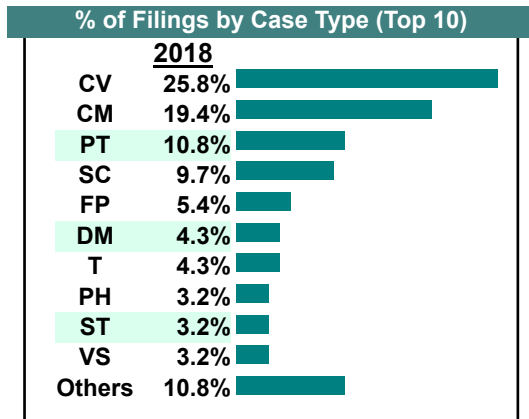
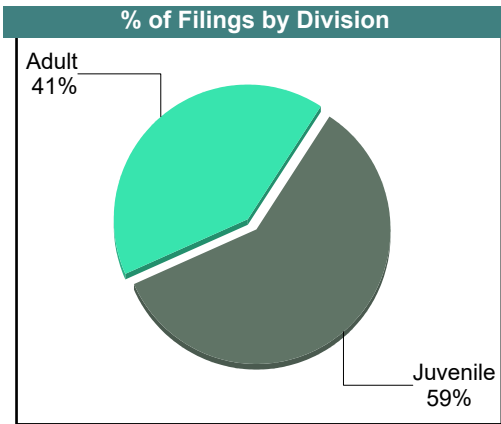
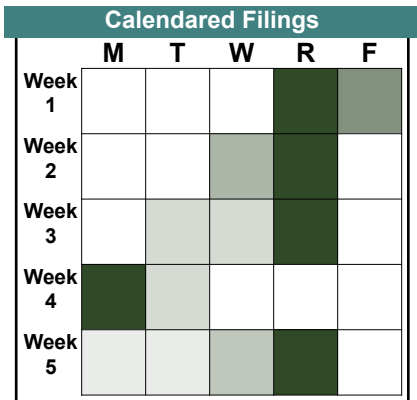
CASELOAD STATISTICS OF THE JUVENILE & DOMESTIC RELATIONS COURTS

Appomattox

District: 10

November 2018

		Filings	Hearings	Transactions	Concluded	Cont
Adult						
Non-Family Abuse Prot Order	AP	1	6	6	4	2
Capias	CA	0	2	2	1	1
Felony	CF	1	24	24	8	15
Misdemeanor	CM	18	48	48	26	21
Family Abuse - Prot Order	FP	5	13	13	4	9
Motion - Prot Order	MP	1	2	2	1	1
Show Cause	SC	9	26	26	14	12
Civil Support	VS	3	3	3	1	2
Adult Total		38	124	124	59	63
Juvenile						
Abuse or Neglect	AN	0	6	6	5	1
Child in Need of Services	CS	2	4	4	1	3
Custody Visitation	CV	24	63	63	28	35
Felony	DF	0	2	2	1	1
Misdemeanor	DM	4	6	6	2	4
Foster Care Review	FC	1	1	1	1	-
Initial Foster Care	IF	2	2	2	2	-
Permanency	PH	3	3	3	3	-
Petition	PT	10	10	10	0	10
Status	ST	3	5	5	0	5
Traffic	T	4	11	11	7	4
Truancy	TR	1	5	5	3	2
Voluntary Continuing Services Agreement	VA	1	1	1	1	-
Juvenile Total		55	119	119	54	65
Appomattox Totals		93	243	243	113	128



CASELOAD STATISTICS OF THE JUVENILE & DOMESTIC RELATIONS COURTS

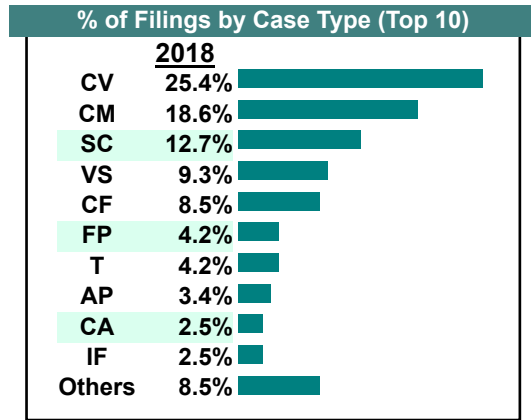
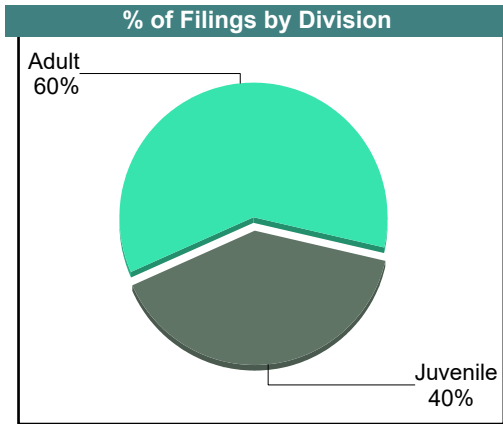
October 2018

Appomattox

District: 10

		<u>Filings</u>	<u>Hearings</u>	<u>Transactions</u>	<u>Concluded</u>	<u>Cont</u>
Adult						
Non-Family Abuse Prot Order	AP	4	8	8	0	8
Capias	CA	3	6	6	4	2
Felony	CF	10	20	20	1	19
Misdemeanor	CM	22	32	32	5	27
Family Abuse - Prot Order	FP	5	8	8	2	6
Motion - Prot Order	MP	0	2	2	2	-
Violation of PO	PV	1	1	1	1	-
Show Cause	SC	15	26	26	6	20
Civil Support	VS	11	19	19	9	10
Adult Total		71	122	122	30	92
Juvenile						
Abuse or Neglect	AN	1	14	14	8	6
Child in Need of Services	CS	0	3	3	1	2
Custody Visitation	CV	30	79	79	39	40
Misdemeanor	DM	1	9	9	7	2
Foster Care Review	FC	1	1	1	1	-
Initial Foster Care	IF	3	3	3	3	-
Permanency	PH	1	1	1	1	-
Petition	PT	0	1	1	1	-
Remand Custody	RC	1	1	1	1	-
Remand Visitation	RV	1	1	1	1	-
Status	ST	3	3	3	2	1
Traffic	T	5	5	7	4	3
Truancy	TR	0	4	4	3	1
Juvenile Total		47	125	127	72	55
Appomattox Totals		118	247	249	102	147

Calendared Filings					
	M	T	W	R	F
Week 1					
Week 2					
Week 3					
Week 4					
Week 5					



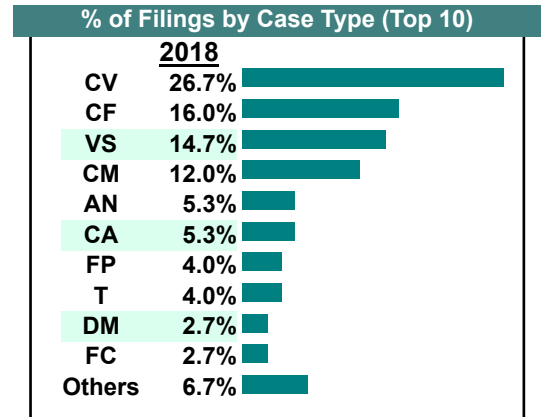
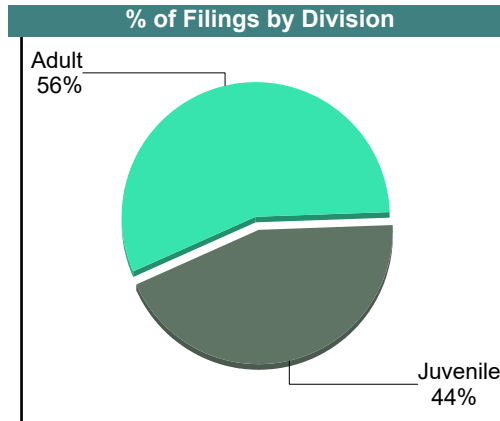
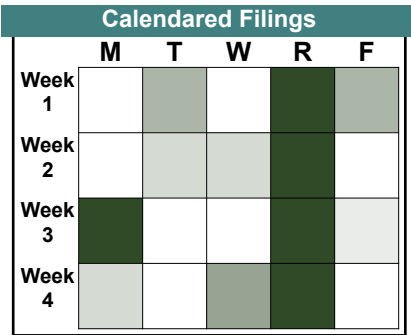
CASELOAD STATISTICS OF THE JUVENILE & DOMESTIC RELATIONS COURTS

September 2018

Appomattox

District: 10

		<u>Filings</u>	<u>Hearings</u>	<u>Transactions</u>	<u>Concluded</u>	<u>Cont</u>
Adult						
Non-Family Abuse Prot Order	AP	0	1	1	1	-
Capias	CA	4	10	10	4	6
Felony	CF	12	16	16	4	12
Misdemeanor	CM	9	28	28	12	16
Family Abuse - Prot Order	FP	3	9	9	5	4
Motion - Prot Order	MP	1	1	1	1	-
Show Cause	SC	2	12	12	4	8
Civil Support	VS	11	20	20	16	4
Adult Total		42	97	97	47	50
Juvenile						
Abuse or Neglect	AN	4	16	16	0	16
Child in Need of Services	CS	1	3	3	2	1
Custody Visitation	CV	20	64	64	32	32
Felony	DF	0	2	2	1	1
Misdemeanor	DM	2	22	22	8	14
Foster Care Review	FC	2	2	2	2	-
Initial Foster Care	IF	1	1	1	1	-
Petition	PT	0	5	5	4	1
Traffic	T	3	7	7	3	4
Truancy	TR	0	4	4	2	2
Juvenile Total		33	126	126	55	71
Appomattox Totals		75	223	223	102	121



CASELOAD STATISTICS OF THE JUVENILE & DOMESTIC RELATIONS COURTS

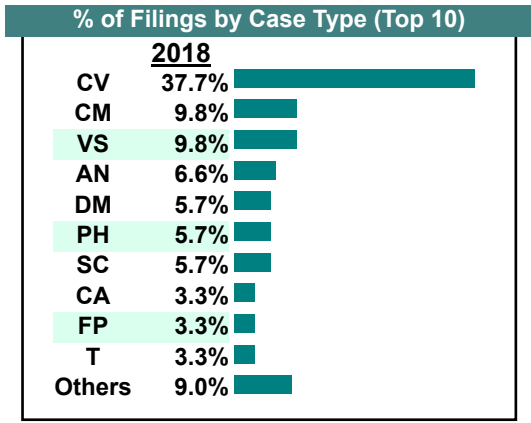
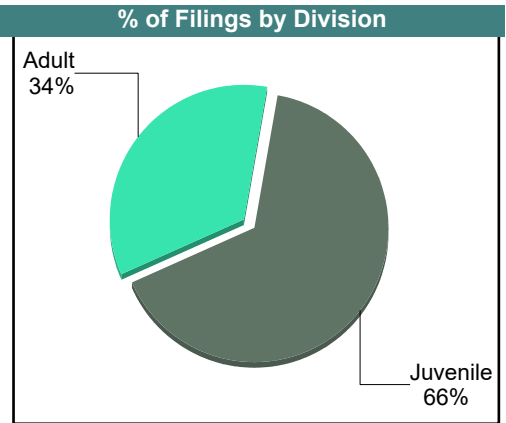
Appomattox

District: 10

August 2018

		<u>Filings</u>	<u>Hearings</u>	<u>Transactions</u>	<u>Concluded</u>	<u>Cont</u>
Adult						
Non-Family Abuse Prot Order	AP	1	2	2	0	2
Capias	CA	4	6	6	1	5
Felony	CF	0	8	8	1	7
Misdemeanor	CM	12	18	18	2	16
Family Abuse - Prot Order	FP	4	8	8	1	7
Motion - Prot Order	MP	1	3	3	1	2
Remand Support	RS	1	1	1	1	-
Show Cause	SC	7	26	26	12	14
Civil Support	VS	12	17	17	9	8
Adult Total		42	89	89	28	61
Juvenile						
Abuse or Neglect	AN	8	16	16	0	16
Child in Need of Services	CS	1	2	2	0	2
Custody Visitation	CV	46	105	105	36	69
Felony	DF	0	4	4	4	-
Misdemeanor	DM	7	25	25	6	18
Foster Care Review	FC	1	1	1	1	-
Permanency	PH	7	7	7	7	-
Remand Custody	RC	2	2	2	2	-
Remand Visitation	RV	2	2	2	2	-
Status	ST	0	1	1	1	-
Traffic	T	4	5	5	3	2
Term Parental Rights	TP	1	1	1	0	1
Truancy	TR	0	4	4	1	3
Voluntary Continuing Services Agreement	VA	1	1	1	1	-
Juvenile Total		80	176	176	64	111
Appomattox Totals		122	265	265	92	172

Calendared Filings					
	M	T	W	R	F
Week 1					
Week 2					
Week 3					
Week 4					
Week 5					



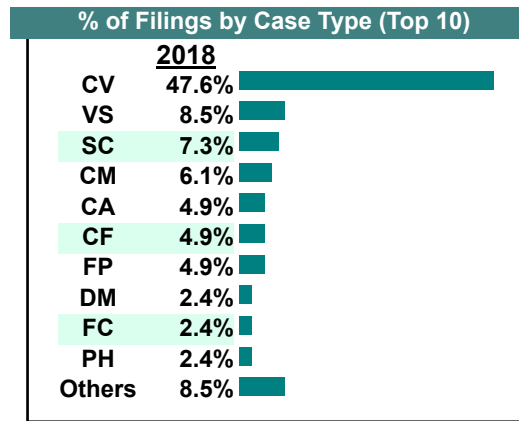
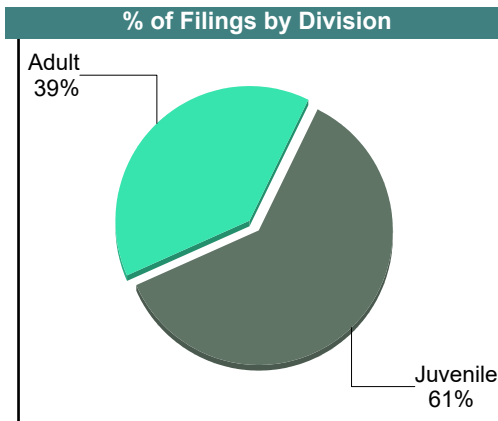

CASELOAD STATISTICS OF THE JUVENILE & DOMESTIC RELATIONS COURTS

July 2018

Appomattox

District: 10

		<u>Filings</u>	<u>Hearings</u>	<u>Transactions</u>	<u>Concluded</u>	<u>Cont</u>
Adult						
Capias	CA	4	5	5	3	2
Felony	CF	4	7	7	0	7
Misdemeanor	CM	5	21	21	10	11
Family Abuse - Prot Order	FP	4	10	10	5	5
Motion - Prot Order	MP	1	1	1	1	-
Show Cause	SC	6	20	20	12	8
SL/Other	SL	1	1	1	1	-
Civil Support	VS	7	16	16	10	6
Adult Total		32	81	81	42	39
Juvenile						
Child in Need of Services	CS	0	2	2	0	2
Custody Visitation	CV	39	68	68	37	31
Felony	DF	0	6	6	0	6
Misdemeanor	DM	2	18	18	8	10
Foster Care Review	FC	2	2	2	2	-
Permanency	PH	2	2	2	2	-
Petition	PT	2	2	2	0	2
Status	ST	1	1	1	0	1
Traffic	T	0	3	3	2	1
Term Parental Rights	TP	0	1	1	1	-
Truancy	TR	0	11	11	5	6
Voluntary Continuing Services Agreement	VA	2	2	2	2	-
Juvenile Total		50	118	118	59	59
Appomattox Totals		82	199	199	101	98



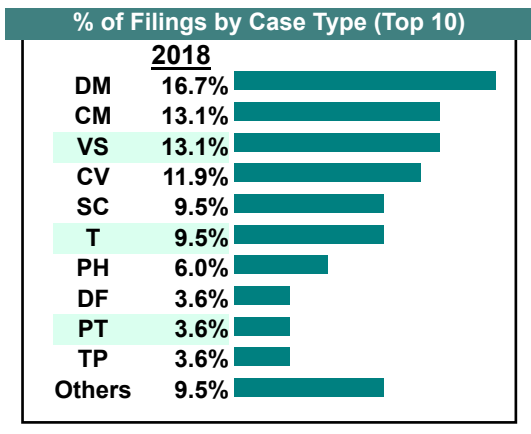
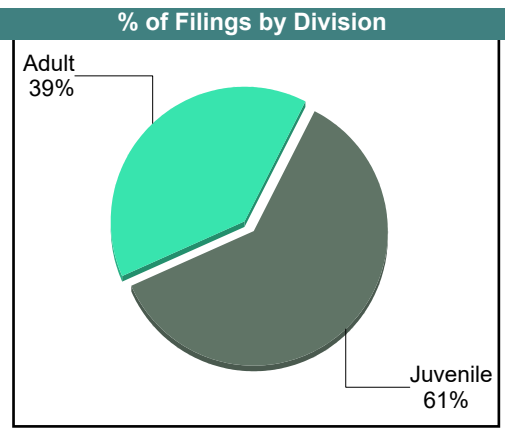
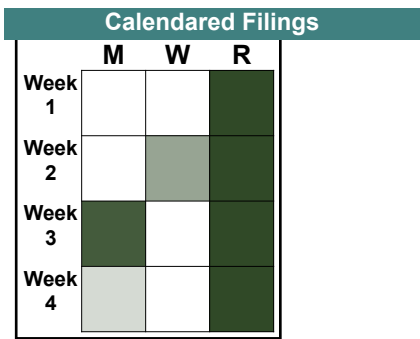
CASELOAD STATISTICS OF THE JUVENILE & DOMESTIC RELATIONS COURTS

Appomattox

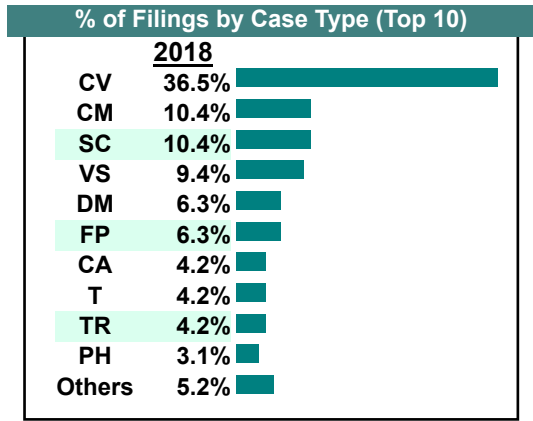
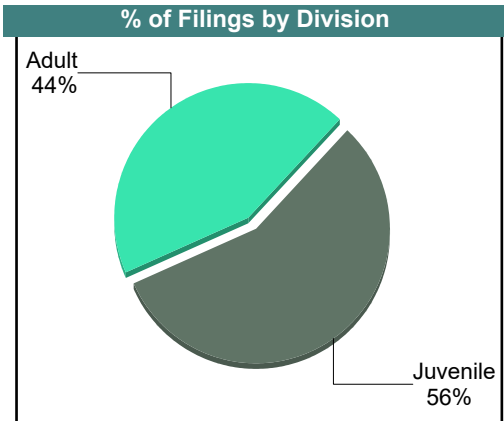

District: 10

June 2018

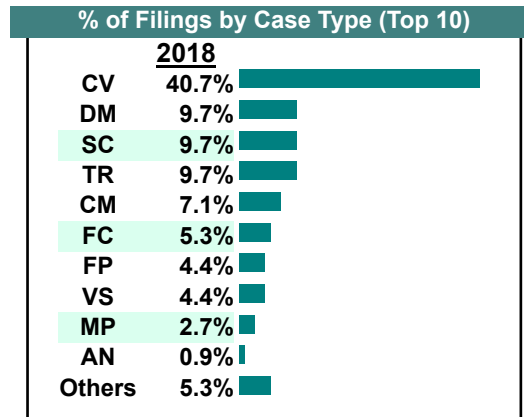
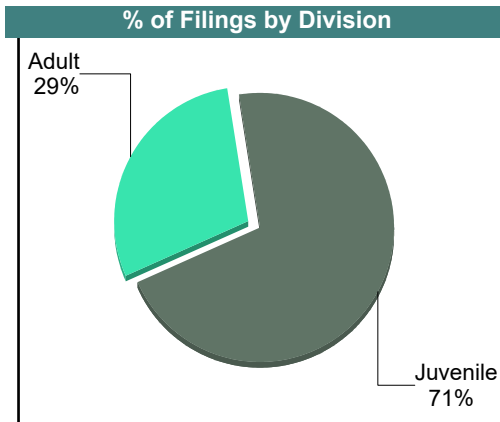
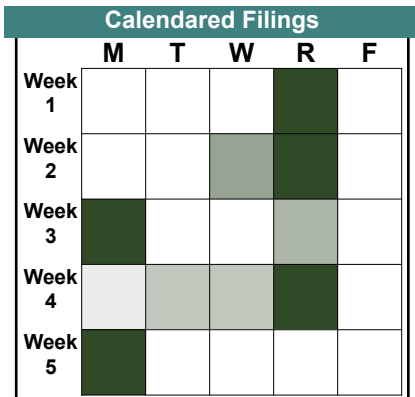
		<u>Filings</u>	<u>Hearings</u>	<u>Transactions</u>	<u>Concluded</u>	<u>Cont</u>
<u>Adult</u>						
Capias	CA	1	2	2	2	-
Felony	CF	0	3	6	6	-
Misdemeanor	CM	11	29	29	10	19
Family Abuse - Prot Order	FP	0	5	5	3	2
Motion - Prot Order	MP	1	3	3	1	2
Other	OT	1	1	1	1	-
Show Cause	SC	8	25	25	14	11
Civil Support	VS	11	18	18	8	10
Adult Total		33	86	89	45	44
<u>Juvenile</u>						
Abuse or Neglect	AN	0	1	1	1	-
Child in Need of Services	CS	2	3	3	1	2
Custody Visitation	CV	10	49	49	17	32
Felony	DF	3	3	3	0	3
Misdemeanor	DM	14	23	23	6	17
Foster Care Review	FC	1	1	1	1	-
Initial Foster Care	IF	1	1	1	1	-
Permanency	PH	5	6	6	5	1
Petition	PT	3	3	3	0	3
Traffic	T	8	10	10	4	6
Term Parental Rights	TP	3	3	3	3	-
Truancy	TR	0	4	4	1	3
Voluntary Continuing Services Agreement	VA	1	1	1	1	-
Juvenile Total		51	108	108	41	67
Appomattox Totals		84	194	197	86	111



		Filings	Hearings	Transactions	Concluded	Cont
Adult						
Capias	CA	4	9	9	3	6
Felony	CF	0	4	4	0	4
Misdemeanor	CM	10	39	39	7	30
Family Abuse - Prot Order	FP	6	19	19	7	12
Motion - Prot Order	MP	1	1	1	1	-
Show Cause	SC	10	31	31	19	12
SL/Other	SL	2	2	2	2	-
Civil Support	VS	9	18	18	10	8
Adult Total		42	123	123	49	72
Juvenile						
Abuse or Neglect	AN	1	4	4	1	3
Non-Family Abuse Prot Order	AP	1	2	2	1	1
Capias	CA	0	2	2	2	-
Child in Need of Services	CS	0	3	3	1	2
Custody Visitation	CV	35	68	68	35	33
Felony	DF	0	1	1	1	-
Misdemeanor	DM	6	27	27	7	20
Permanency	PH	3	3	3	3	-
Traffic	T	4	6	6	3	3
Truancy	TR	4	23	23	5	18
Juvenile Total		54	139	139	59	80
Appomattox Totals		96	262	262	108	152



		Filings	Hearings	Transactions	Concluded	Cont
Adult						
Non-Family Abuse Prot Order	AP	0	2	2	1	1
Felony	CF	1	7	8	1	7
Misdemeanor	CM	8	20	20	3	17
Family Abuse - Prot Order	FP	5	9	9	1	8
Motion - Prot Order	MP	3	3	3	0	2
Show Cause	SC	11	22	22	5	17
Civil Support	VS	5	9	9	6	3
Adult Total		33	72	73	17	55
Juvenile						
Abuse or Neglect	AN	1	1	1	0	1
Non-Family Abuse Prot Order	AP	0	1	1	1	-
Capias	CA	0	2	2	0	2
Child in Need of Services	CS	1	3	3	0	3
Custody Visitation	CV	46	100	100	39	59
Felony	DF	0	5	5	0	5
Misdemeanor	DM	11	33	33	7	25
Entrustment	ET	1	1	1	0	-
Foster Care Review	FC	6	6	6	6	-
Permanency	PH	1	1	1	1	-
Status	ST	1	1	1	1	-
Traffic	T	0	5	5	3	1
Term Parental Rights	TP	1	1	1	0	1
Truancy	TR	11	22	22	2	20
Juvenile Total		80	182	182	60	117
Appomattox Totals		113	254	255	77	172



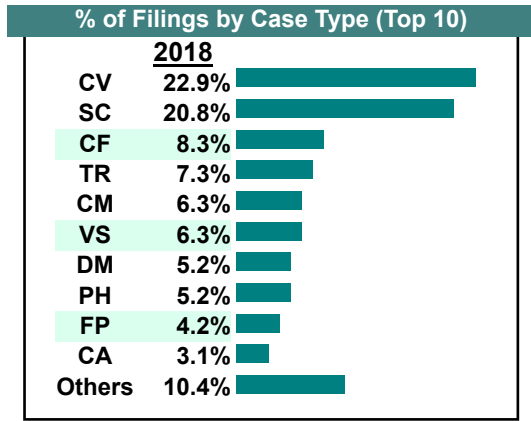
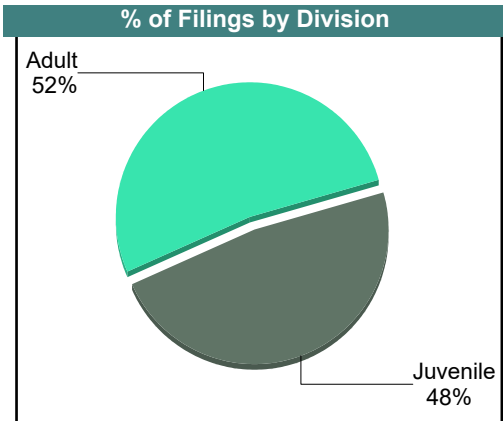
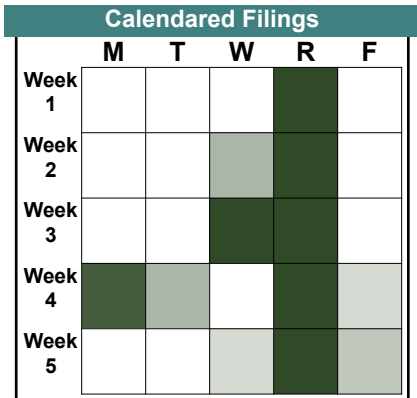
CASELOAD STATISTICS OF THE JUVENILE & DOMESTIC RELATIONS COURTS

Appomattox

District: 10

March 2018

		<u>Filings</u>	<u>Hearings</u>	<u>Transactions</u>	<u>Concluded</u>	<u>Cont</u>
Adult						
Non-Family Abuse Prot Order	AP	1	1	1	0	1
Capias	CA	3	7	7	1	6
Felony	CF	8	15	15	4	11
Misdemeanor	CM	6	21	21	1	20
Family Abuse - Prot Order	FP	4	13	13	6	7
Remand Support	RS	2	2	2	2	-
Show Cause	SC	20	49	49	14	35
Civil Support	VS	6	14	14	10	4
Adult Total		50	122	122	38	84
Juvenile						
Non-Family Abuse Prot Order	AP	1	1	1	0	1
Child in Need of Services	CS	0	2	2	1	1
Custody Visitation	CV	22	70	70	33	37
Felony	DF	0	8	8	0	8
Misdemeanor	DM	5	29	29	8	21
Permanency	PH	5	5	5	5	-
Remand Custody	RC	2	2	2	2	-
Remand Visitation	RV	2	2	2	2	-
Traffic	T	2	7	7	3	4
Truancy	TR	7	14	14	0	14
Juvenile Total		46	140	140	54	86
Appomattox Totals		96	262	262	92	170



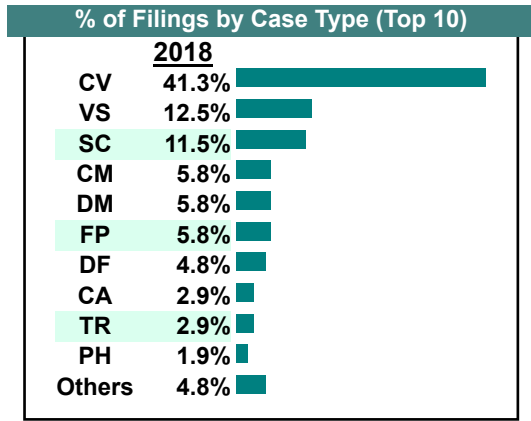
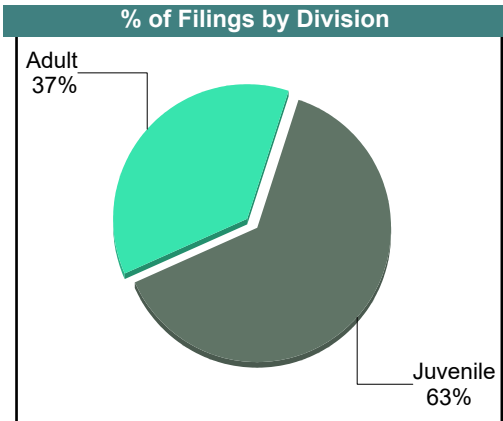

CASELOAD STATISTICS OF THE JUVENILE & DOMESTIC RELATIONS COURTS

Appomattox

District: 10

February 2018

		<u>Filings</u>	<u>Hearings</u>	<u>Transactions</u>	<u>Concluded</u>	<u>Cont</u>
<u>Adult</u>						
Capias	CA	2	5	5	3	2
Felony	CF	0	6	6	2	4
Misdemeanor	CM	6	22	22	15	7
Family Abuse - Prot Order	FP	6	11	11	5	6
Show Cause	SC	11	22	22	3	19
Civil Support	VS	13	26	26	13	13
Adult Total		38	92	92	41	51
<u>Juvenile</u>						
Capias	CA	1	2	2	0	2
Child in Need of Services	CS	1	2	2	0	2
Custody Visitation	CV	43	91	91	38	53
Felony	DF	5	7	7	0	7
Misdemeanor	DM	6	26	26	7	19
Foster Care Review	FC	1	2	2	1	1
Initial Foster Care	IF	1	1	1	1	-
Permanency	PH	2	4	4	4	-
Show Cause	SC	1	2	2	1	1
Status	ST	1	2	2	2	-
Traffic	T	1	1	1	0	1
Truancy	TR	3	5	5	1	4
Juvenile Total		66	145	145	55	90
Appomattox Totals		104	237	237	96	141



CASELOAD STATISTICS OF THE JUVENILE & DOMESTIC RELATIONS COURTS

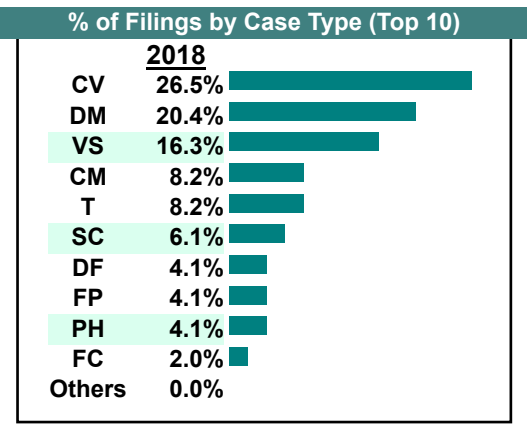
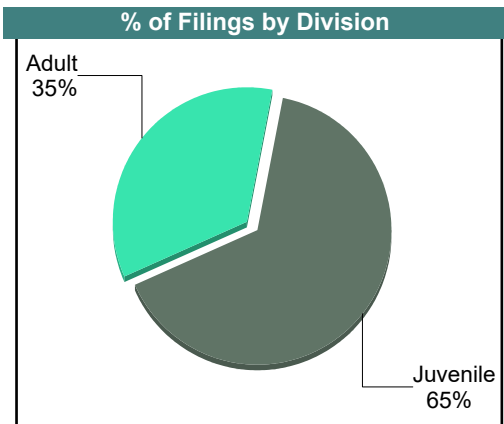
Appomattox

District: 10

January 2018

		<u>Filings</u>	<u>Hearings</u>	<u>Transactions</u>	<u>Concluded</u>	<u>Cont</u>
Adult						
Capias	CA	0	4	4	2	1
Felony	CF	0	5	5	2	3
Misdemeanor	CM	4	29	29	4	25
Family Abuse - Prot Order	FP	2	7	7	2	5
Show Cause	SC	3	24	24	10	13
Civil Support	VS	8	16	16	10	6
Adult Total		17	85	85	30	53
Juvenile						
Capias	CA	0	1	1	0	1
Child in Need of Services	CS	0	5	5	2	3
Custody Visitation	CV	13	50	50	26	24
Felony	DF	2	4	4	0	4
Misdemeanor	DM	10	26	26	3	23
Foster Care Review	FC	1	1	1	1	-
Permanency	PH	2	2	2	0	2
Status	ST	0	1	1	1	-
Traffic	T	4	4	4	0	4
Truancy	TR	0	3	3	0	3
Juvenile Total		32	97	97	33	64
Appomattox Totals		49	182	182	63	117

Calendared Filings				
	T	W	R	F
Week 1				
Week 2				
Week 3				
Week 4				
Week 5				



CASELOAD STATISTICS OF THE JUVENILE & DOMESTIC RELATIONS COURTS

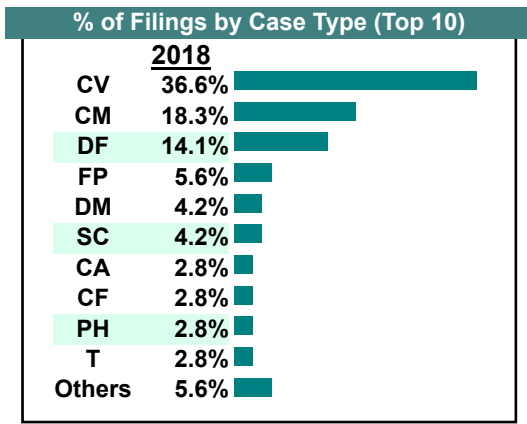
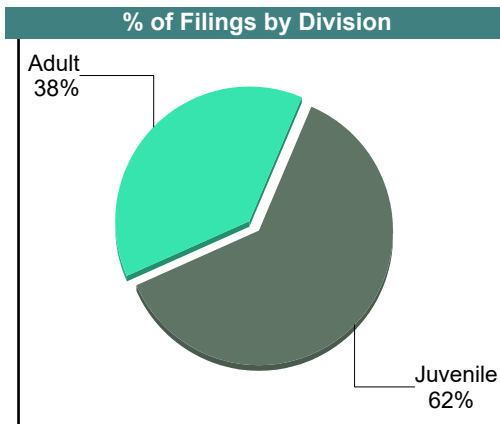
Buckingham

District: 10

December 2018

		<u>Filings</u>	<u>Hearings</u>	<u>Transactions</u>	<u>Concluded</u>	<u>Cont</u>
Adult						
Non-Family Abuse Prot Order	AP	1	1	1	1	-
Capias	CA	2	3	3	0	3
Felony	CF	2	10	10	0	9
Misdemeanor	CM	13	42	42	6	25
Family Abuse - Prot Order	FP	4	7	7	3	4
Protective Order	PC	1	3	3	1	2
Show Cause	SC	3	15	15	0	11
Civil Support	VS	1	9	9	5	3
Adult Total		27	90	90	16	57
Juvenile						
Child in Need of Services	CS	0	6	6	1	3
Custody Visitation	CV	26	46	46	13	22
Felony	DF	10	35	35	4	20
Misdemeanor	DM	3	13	13	5	1
Initial Foster Care	IF	1	1	1	1	-
Permanency	PH	2	2	2	2	-
Petition	PT	0	3	3	0	3
Traffic	T	2	11	11	4	2
Juvenile Total		44	117	117	30	51
Buckingham Totals		71	207	207	46	108

Calendared Filings					
	M	T	W	R	F
Week 1		■		■	
Week 2	■	■			■
Week 3	■	■	■		
Week 4					



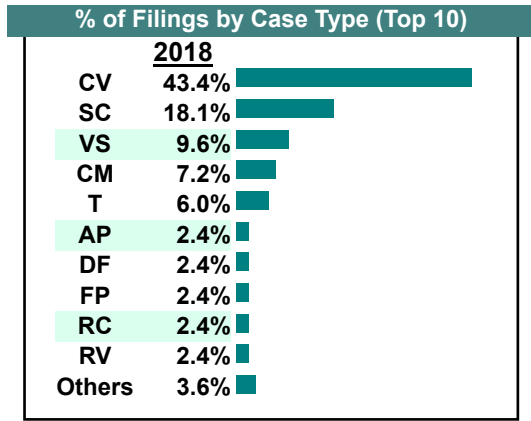
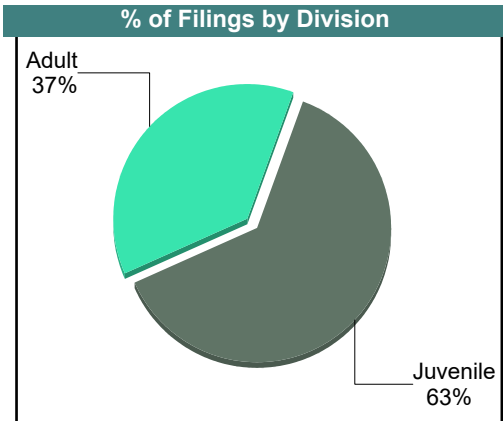

CASELOAD STATISTICS OF THE JUVENILE & DOMESTIC RELATIONS COURTS

Buckingham

District: 10

November 2018

		<u>Filings</u>	<u>Hearings</u>	<u>Transactions</u>	<u>Concluded</u>	<u>Cont</u>
Adult						
Capias	CA	1	3	3	0	3
Felony	CF	0	10	10	1	7
Misdemeanor	CM	6	20	20	3	13
Family Abuse - Prot Order	FP	2	3	3	2	1
Show Cause	SC	14	28	28	9	19
Civil Support	VS	8	18	18	7	7
Adult Total		31	82	82	22	50
Juvenile						
Non-Family Abuse Prot Order	AP	2	2	2	1	1
Child in Need of Services	CS	0	5	5	1	4
Custody Visitation	CV	36	66	66	24	31
Felony	DF	2	3	3	1	2
Misdemeanor	DM	1	8	8	0	7
Petition	PT	0	3	3	3	-
Remand Custody	RC	2	2	2	2	-
Remand Visitation	RV	2	2	2	2	-
Show Cause	SC	1	3	3	1	2
Status	ST	0	1	1	1	-
Traffic	T	5	5	5	1	4
Truancy	TR	1	3	3	1	2
Juvenile Total		52	103	103	38	53
Buckingham Totals		83	185	185	60	103



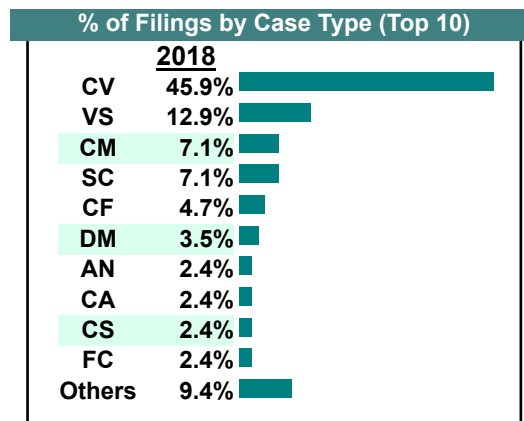
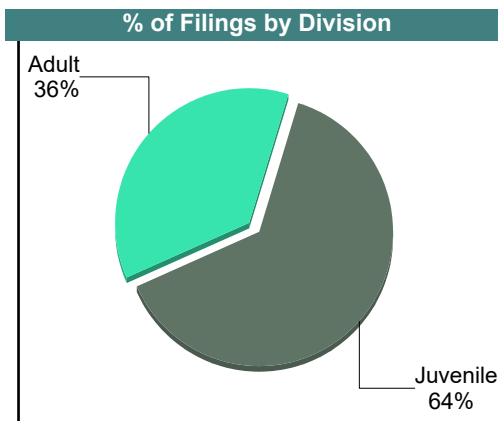
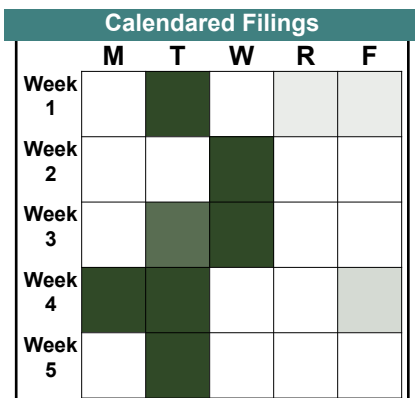
CASELOAD STATISTICS OF THE JUVENILE & DOMESTIC RELATIONS COURTS

October 2018

Buckingham

District: 10

		<u>Filings</u>	<u>Hearings</u>	<u>Transactions</u>	<u>Concluded</u>	<u>Cont</u>
Adult						
Non-Family Abuse Prot Order	AP	1	2	2	1	1
Capias	CA	2	10	10	4	6
Felony	CF	4	13	13	5	8
Misdemeanor	CM	6	19	19	7	12
Family Abuse - Prot Order	FP	2	6	6	3	3
Show Cause	SC	4	28	28	13	15
SL/Other	SL	1	1	1	1	-
Civil Support	VS	11	23	23	10	11
Adult Total		31	102	102	44	56
Juvenile						
Abuse or Neglect	AN	2	2	2	2	-
Child in Need of Services	CS	2	6	6	1	5
Custody Visitation	CV	39	66	66	33	31
Felony	DF	1	12	12	0	12
Misdemeanor	DM	3	7	7	2	5
Foster Care Review	FC	2	2	2	2	-
Petition	PT	2	3	3	1	2
Show Cause	SC	2	5	5	1	4
Status	ST	0	4	4	2	2
Traffic	T	1	3	3	2	1
Juvenile Total		54	110	110	46	62
Buckingham Totals		85	212	212	90	118



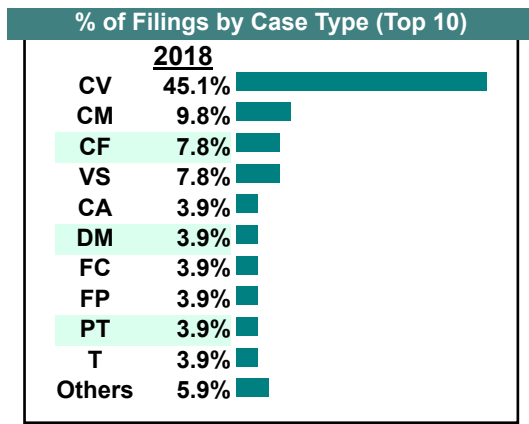
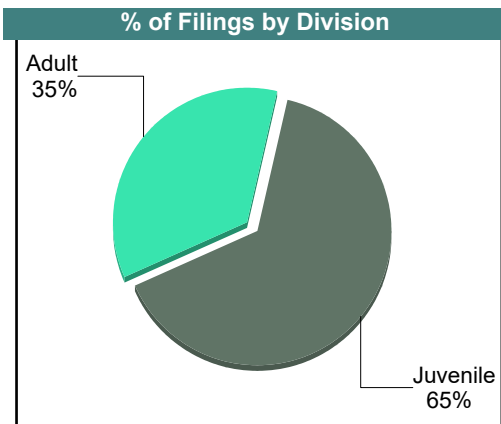
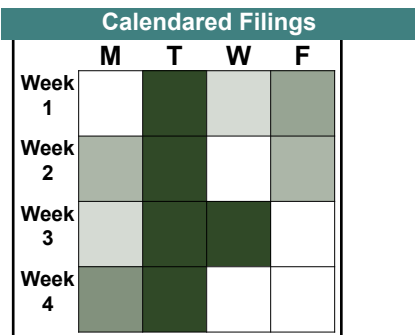
CASELOAD STATISTICS OF THE JUVENILE & DOMESTIC RELATIONS COURTS

Buckingham

District: 10

September 2018

		Filings	Hearings	Transactions	Concluded	Cont
Adult						
Capias	CA	2	7	7	0	7
Felony	CF	4	9	9	4	5
Misdemeanor	CM	5	25	25	14	11
Family Abuse - Prot Order	FP	2	6	6	3	3
Protective Order	PC	0	3	3	3	-
Show Cause	SC	1	19	19	3	16
Civil Support	VS	4	14	14	8	6
Adult Total		18	83	83	35	48
Juvenile						
Child in Need of Services	CS	1	7	7	2	5
Custody Visitation	CV	23	50	50	24	26
Felony	DF	0	3	3	1	2
Misdemeanor	DM	2	10	10	7	2
Foster Care Review	FC	2	2	2	1	-
Permanency	PH	1	1	1	1	-
Petition	PT	2	3	3	1	2
Show Cause	SC	0	2	2	0	2
Traffic	T	2	2	2	2	-
Truancy	TR	0	2	2	0	2
Juvenile Total		33	82	82	39	41
Buckingham Totals		51	165	165	74	89



CASELOAD STATISTICS OF THE JUVENILE & DOMESTIC RELATIONS COURTS

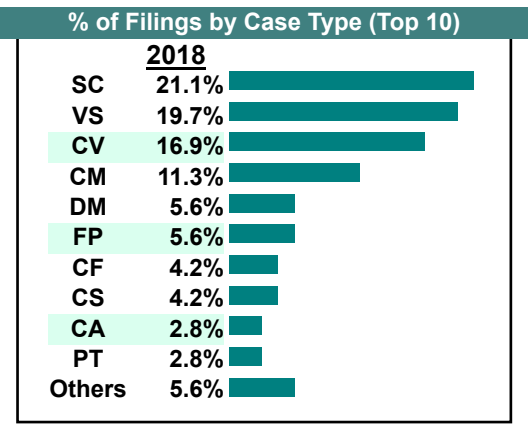
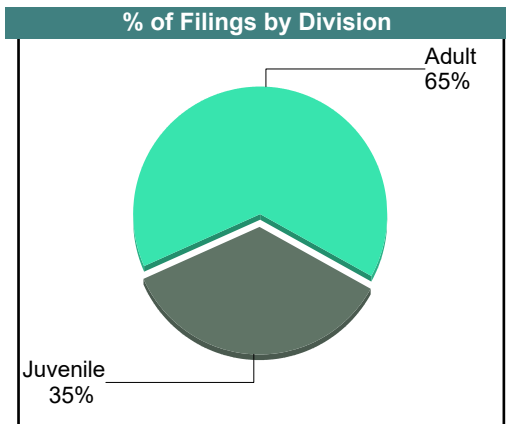
Buckingham

District: 10

August 2018

		<u>Filings</u>	<u>Hearings</u>	<u>Transactions</u>	<u>Concluded</u>	<u>Cont</u>
Adult						
Non-Family Abuse Prot Order	AP	1	1	1	0	-
Capias	CA	2	4	4	1	3
Felony	CF	3	13	13	3	10
Misdemeanor	CM	8	35	35	5	30
Family Abuse - Prot Order	FP	4	6	6	2	4
Show Cause	SC	14	45	45	12	32
Civil Support	VS	14	36	36	13	22
Adult Total		46	140	140	36	101
Juvenile						
Abuse or Neglect	AN	0	1	1	0	-
Child in Need of Services	CS	3	9	9	1	7
Custody Visitation	CV	12	60	60	17	41
Felony	DF	1	4	4	0	4
Misdemeanor	DM	4	6	6	0	5
Petition	PT	2	2	2	0	2
Show Cause	SC	1	1	1	0	1
Status	ST	0	1	1	1	-
Traffic	T	2	2	2	0	2
Juvenile Total		25	86	86	19	62
Buckingham Totals		71	226	226	55	163

Calendared Filings					
	M	T	W	R	F
Week 1					
Week 2		■		■	
Week 3	■		■		
Week 4		■			
Week 5	■	■			



CASELOAD STATISTICS OF THE JUVENILE & DOMESTIC RELATIONS COURTS

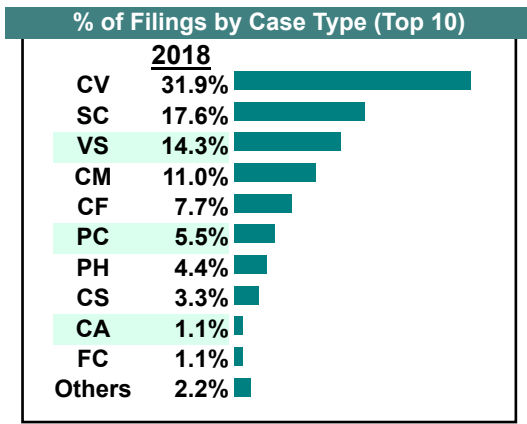
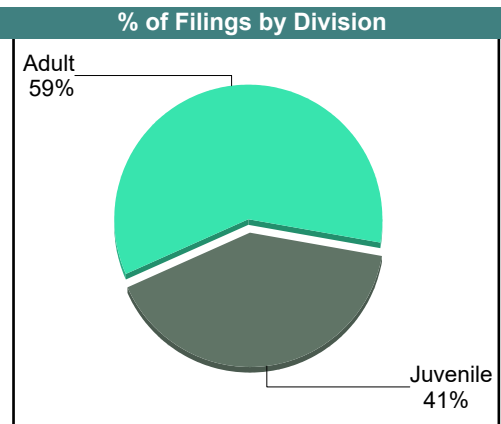
July 2018

Buckingham

District: 10

		<u>Filings</u>	<u>Hearings</u>	<u>Transactions</u>	<u>Concluded</u>	<u>Cont</u>
Adult						
Capias	CA	1	4	4	0	4
Felony	CF	7	16	16	2	14
Misdemeanor	CM	10	37	37	9	28
Family Abuse - Prot Order	FP	1	5	5	4	1
Protective Order	PC	5	6	6	3	3
Show Cause	SC	16	42	42	13	29
SL/Other	SL	1	1	1	1	-
Civil Support	VS	13	22	22	11	10
Adult Total		54	133	133	43	89
Juvenile						
Child in Need of Services	CS	3	7	7	4	3
Custody Visitation	CV	29	67	67	33	34
Misdemeanor	DM	0	6	6	1	5
Foster Care Review	FC	1	1	1	1	-
Permanency	PH	4	4	4	4	-
Status	ST	0	1	1	0	1
Traffic	T	0	1	1	1	-
Truancy	TR	0	1	1	0	1
Juvenile Total		37	88	88	44	44
Buckingham Totals		91	221	221	87	133

Calendared Filings				
	M	T	W	F
Week 1				
Week 2				
Week 3				
Week 4				



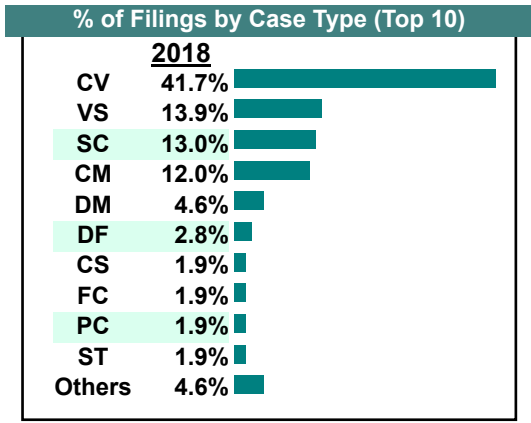
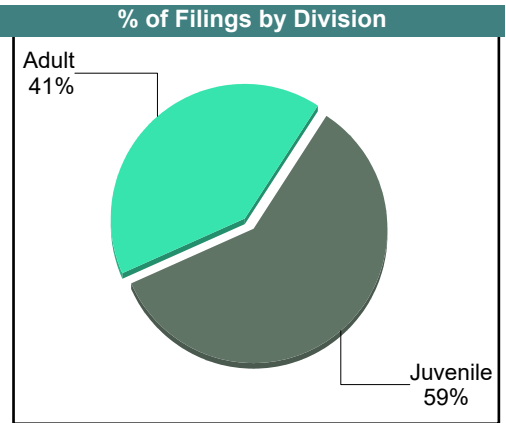
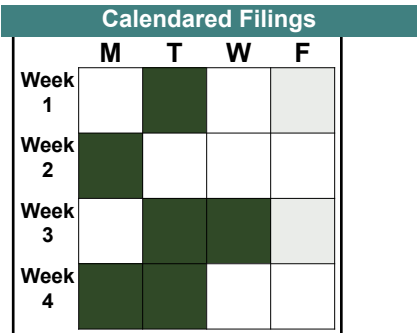
CASELOAD STATISTICS OF THE JUVENILE & DOMESTIC RELATIONS COURTS

June 2018

Buckingham

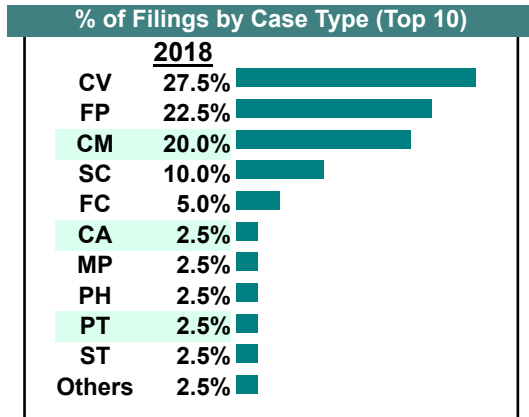
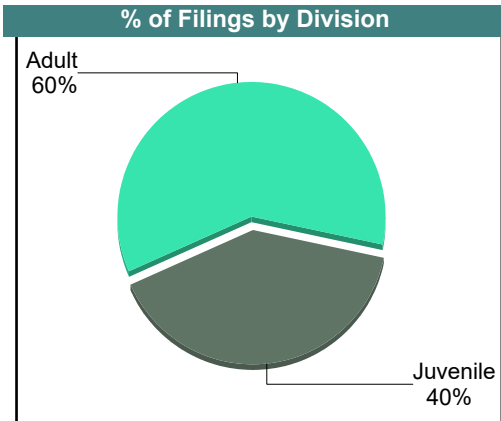
District: 10

		<u>Filings</u>	<u>Hearings</u>	<u>Transactions</u>	<u>Concluded</u>	<u>Cont</u>
<u>Adult</u>						
Capias	CA	0	2	2	0	2
Felony	CF	0	1	1	0	1
Misdemeanor	CM	13	25	25	4	21
Family Abuse - Prot Order	FP	0	2	2	1	1
Motion - Prot Order	MP	0	1	1	1	-
Protective Order	PC	2	3	3	1	2
Show Cause	SC	14	46	46	15	31
Civil Support	VS	15	32	32	9	20
Adult Total		44	112	112	31	78
<u>Juvenile</u>						
Abuse or Neglect	AN	0	1	1	0	1
Child in Need of Services	CS	2	5	5	1	4
Custody Visitation	CV	45	78	78	34	43
Felony	DF	3	6	6	1	5
Misdemeanor	DM	5	12	12	4	8
Entrustment	ET	1	1	1	1	-
Foster Care Review	FC	2	2	2	2	-
Family Abuse - Prot Order	FP	0	1	1	0	-
Permanency	PH	1	1	1	1	-
Petition	PT	0	2	2	0	2
Show Cause	SC	0	1	1	0	1
Status	ST	2	2	2	0	2
Traffic	T	1	2	2	1	1
Term Parental Rights	TP	1	2	2	2	-
Truancy	TR	1	1	1	0	1
Juvenile Total		64	117	117	47	68
Buckingham Totals		108	229	229	78	146



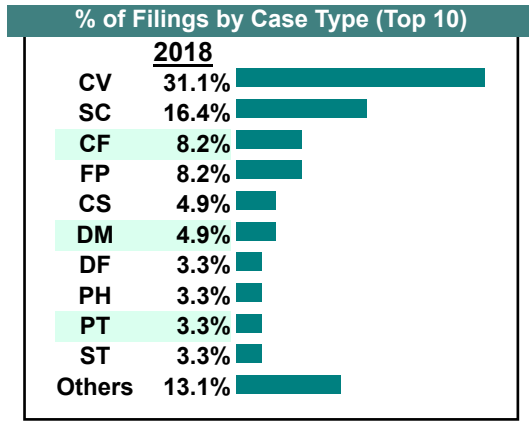
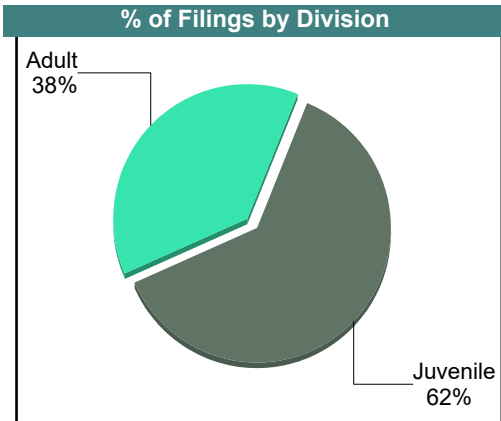

		Filings	Hearings	Transactions	Concluded	Cont
Adult						
Capias	CA	1	1	1	0	1
Felony	CF	0	5	5	2	3
Misdemeanor	CM	8	16	16	1	15
Family Abuse - Prot Order	FP	9	12	12	6	4
Motion - Prot Order	MP	1	1	1	0	1
Show Cause	SC	4	22	22	11	11
Civil Support	VS	1	9	9	3	5
Adult Total		24	66	66	23	40
Juvenile						
Abuse or Neglect	AN	0	3	3	3	-
Child in Need of Services	CS	0	9	9	4	5
Custody Visitation	CV	11	66	66	45	21
Felony	DF	0	2	2	1	1
Misdemeanor	DM	0	16	16	11	5
Foster Care Review	FC	2	2	2	2	-
Permanency	PH	1	1	1	1	-
Petition	PT	1	1	1	1	-
Status	ST	1	3	3	1	2
Traffic	T	0	1	1	0	1
Truancy	TR	0	1	1	0	-
Juvenile Total		16	105	105	69	35
Buckingham Totals		40	171	171	92	75

	M	T	W	R	F
Week 1					
Week 2					
Week 3					
Week 4					
Week 5					



April 2018

		<u>Filings</u>	<u>Hearings</u>	<u>Transactions</u>	<u>Concluded</u>	<u>Cont</u>
Adult						
Capias	CA	0	1	1	0	1
Felony	CF	5	8	8	0	8
Misdemeanor	CM	1	21	21	16	5
Family Abuse - Prot Order	FP	4	11	11	5	5
Protective Order	PC	1	1	1	1	-
Show Cause	SC	10	33	33	14	19
Civil Support	VS	2	17	17	7	10
Adult Total		23	92	92	43	48
Juvenile						
Child in Need of Services	CS	3	8	8	1	7
Custody Visitation	CV	19	56	56	26	26
Felony	DF	2	2	2	0	2
Misdemeanor	DM	3	15	15	3	12
Foster Care Review	FC	1	1	1	1	-
Family Abuse - Prot Order	FP	1	1	1	0	1
Permanency	PH	2	2	2	2	-
Petition	PT	2	2	2	0	2
Status	ST	2	4	4	2	2
Traffic	T	2	4	4	3	1
Term Parental Rights	TP	1	1	1	0	1
Juvenile Total		38	96	96	38	54
Buckingham Totals		61	188	188	81	102



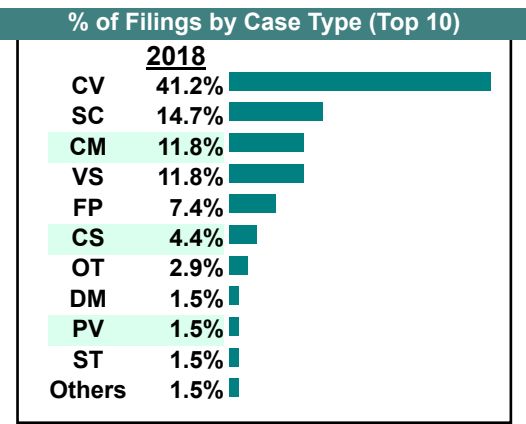
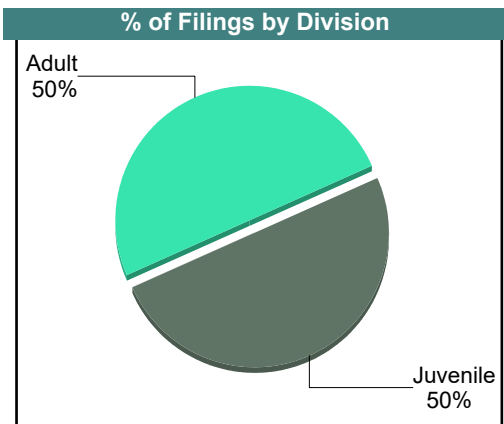

CASELOAD STATISTICS OF THE JUVENILE & DOMESTIC RELATIONS COURTS

Buckingham

District: 10

March 2018

		<u>Filings</u>	<u>Hearings</u>	<u>Transactions</u>	<u>Concluded</u>	<u>Cont</u>
Adult						
Capias	CA	0	2	2	1	1
Felony	CF	0	4	4	3	1
Misdemeanor	CM	8	26	26	12	14
Family Abuse - Prot Order	FP	5	9	9	4	5
Other	OT	2	2	2	1	-
Violation of PO	PV	1	1	1	1	-
Show Cause	SC	10	28	28	8	20
Civil Support	VS	8	16	16	8	8
Adult Total		34	88	88	38	49
Juvenile						
Abuse or Neglect	AN	0	1	1	1	-
Child in Need of Services	CS	3	4	4	0	4
Custody Visitation	CV	28	78	78	35	43
Felony	DF	0	4	4	3	1
Misdemeanor	DM	1	15	15	6	9
Petition	PT	0	1	1	1	-
Show Cause	SC	0	1	1	1	-
Status	ST	1	3	3	0	3
Traffic	T	1	1	1	0	1
Juvenile Total		34	108	108	47	61
Buckingham Totals		68	196	196	85	110



CASELOAD STATISTICS OF THE JUVENILE & DOMESTIC RELATIONS COURTS

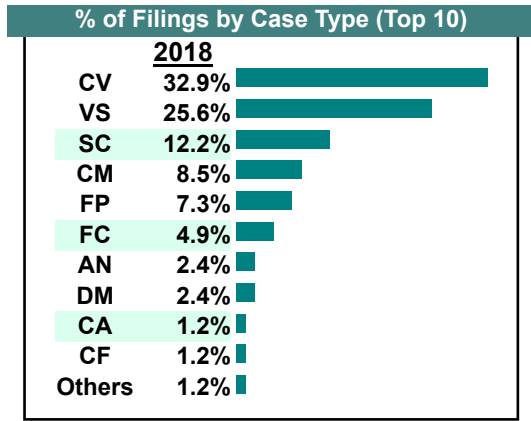
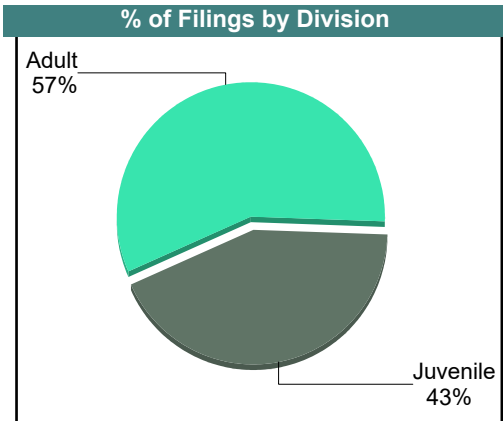
Buckingham

District: 10

February 2018

		<u>Filings</u>	<u>Hearings</u>	<u>Transactions</u>	<u>Concluded</u>	<u>Cont</u>
Adult						
Capias	CA	1	1	1	0	1
Felony	CF	1	11	11	8	3
Misdemeanor	CM	7	39	39	6	33
Family Abuse - Prot Order	FP	6	8	8	2	6
Motion - Prot Order	MP	1	1	1	1	-
Show Cause	SC	10	41	41	8	33
Civil Support	VS	21	31	31	12	19
Adult Total		47	132	132	37	95
Juvenile						
Abuse or Neglect	AN	2	16	16	4	12
Child in Need of Services	CS	0	4	4	0	4
Custody Visitation	CV	27	89	89	26	63
Felony	DF	0	9	9	2	7
Misdemeanor	DM	2	10	10	1	9
Foster Care Review	FC	4	4	4	4	-
Family Abuse - Prot Order	FP	0	1	1	1	-
Protective Order	PC	0	1	1	1	-
Show Cause	SC	0	1	1	0	1
Status	ST	0	2	2	0	2
Traffic	T	0	3	3	3	-
Juvenile Total		35	140	140	42	98
Buckingham Totals		82	272	272	79	193

Calendared Filings					
	M	T	W	R	F
Week 1					
Week 2					
Week 3					
Week 4					
Week 5					



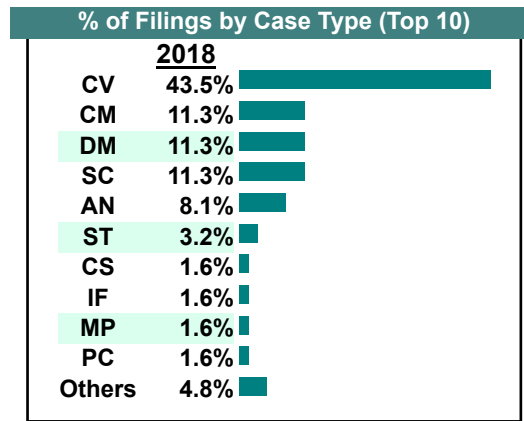
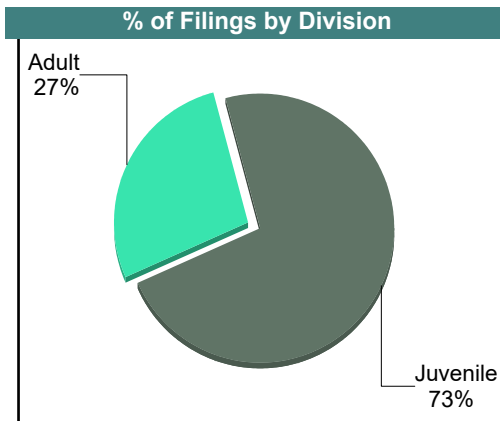

CASELOAD STATISTICS OF THE JUVENILE & DOMESTIC RELATIONS COURTS

January 2018

Buckingham

District: 10

		<u>Filings</u>	<u>Hearings</u>	<u>Transactions</u>	<u>Concluded</u>	<u>Cont</u>
Adult						
Capias	CA	0	2	2	1	1
Felony	CF	0	9	9	0	9
Misdemeanor	CM	7	28	28	5	23
Family Abuse - Prot Order	FP	0	1	1	0	1
Motion - Prot Order	MP	1	1	1	1	-
Show Cause	SC	7	31	31	16	15
SL/Other	SL	1	1	1	1	-
Civil Support	VS	1	8	8	2	6
Adult Total		17	81	81	26	55
Juvenile						
Abuse or Neglect	AN	5	5	5	5	-
Child in Need of Services	CS	1	1	1	0	1
Custody Visitation	CV	27	75	75	11	64
Felony	DF	0	9	9	1	8
Misdemeanor	DM	7	19	19	2	17
Initial Foster Care	IF	1	1	1	1	-
Protective Order	PC	1	1	1	0	1
Petition	PT	0	1	1	0	1
Status	ST	2	3	3	1	2
Traffic	T	1	2	2	0	2
Juvenile Total		45	117	117	21	96
Buckingham Totals		62	198	198	47	151



CASELOAD STATISTICS OF THE JUVENILE & DOMESTIC RELATIONS COURTS

Charlotte

District: 10

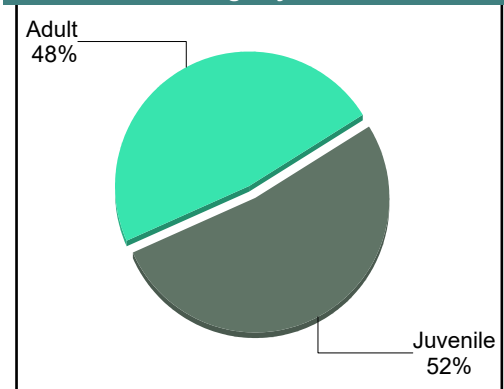
December 2018

		<u>Filings</u>	<u>Hearings</u>	<u>Transactions</u>	<u>Concluded</u>	<u>Cont</u>
<u>Adult</u>						
Capias	CA	0	2	2	0	2
Felony	CF	0	8	8	1	7
Misdemeanor	CM	0	8	8	5	3
Family Abuse - Prot Order	FP	0	1	1	1	-
Motion - Prot Order	MP	1	1	1	1	-
Show Cause	SC	6	13	13	2	11
Civil Support	VS	4	9	9	5	4
Adult Total		11	42	42	15	27
<u>Juvenile</u>						
Custody Visitation	CV	9	27	27	4	23
Felony	DF	0	2	2	0	2
Misdemeanor	DM	1	3	3	0	3
Motion - Prot Order	MP	0	2	2	0	2
Permanency	PH	1	1	1	1	-
Traffic	T	1	1	1	1	-
Juvenile Total		12	36	36	6	30
Charlotte Totals		23	78	78	21	57

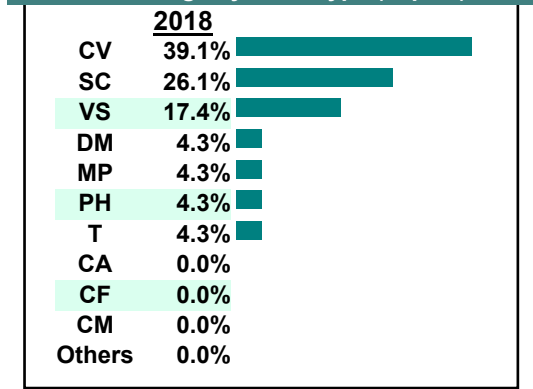
Calendared Filings

	T	R
Week 1	█	
Week 2	█	
Week 3	█	█

% of Filings by Division



% of Filings by Case Type (Top 10)



CASELOAD STATISTICS OF THE JUVENILE & DOMESTIC RELATIONS COURTS

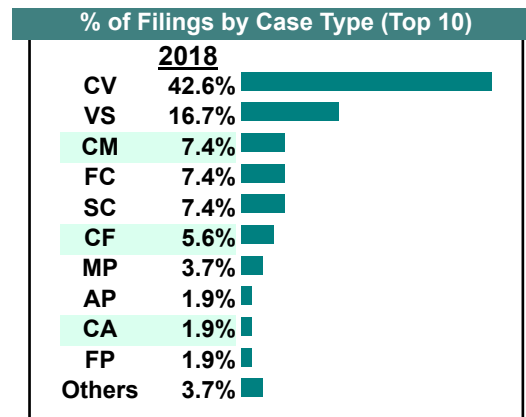
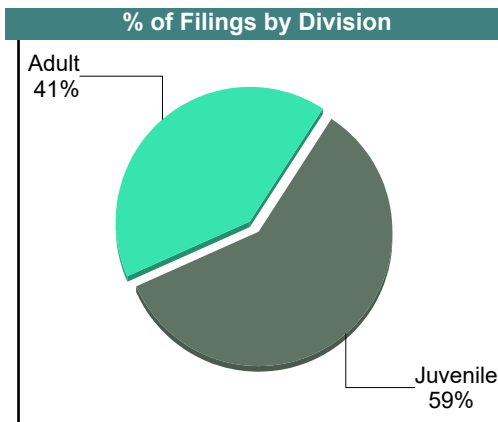
November 2018

Charlotte

District: 10

		<u>Filings</u>	<u>Hearings</u>	<u>Transactions</u>	<u>Concluded</u>	<u>Cont</u>
Adult						
Non-Family Abuse Prot Order	AP	0	4	4	2	2
Capias	CA	1	1	1	0	1
Felony	CF	3	22	22	8	14
Misdemeanor	CM	4	27	27	13	14
Family Abuse - Prot Order	FP	1	1	1	0	1
Show Cause	SC	4	18	18	4	14
SL/Other	SL	0	1	1	1	-
Civil Support	VS	9	17	17	8	9
Adult Total		22	91	91	36	55
Juvenile						
Non-Family Abuse Prot Order	AP	1	3	3	1	2
Child in Need of Services	CS	0	2	2	1	1
Custody Visitation	CV	23	54	54	28	26
Felony	DF	0	1	1	0	1
Misdemeanor	DM	0	3	3	1	2
Foster Care Review	FC	4	4	4	4	-
Initial Foster Care	IF	1	1	1	1	-
Motion - Prot Order	MP	2	2	2	0	2
Traffic	T	1	2	2	0	2
Juvenile Total		32	72	72	36	36
Charlotte Totals		54	163	163	72	91

Calendared Filings			
	T	R	F
Week 1			
Week 2	■		■
Week 3	■	■	
Week 4	■		
Week 5	■		



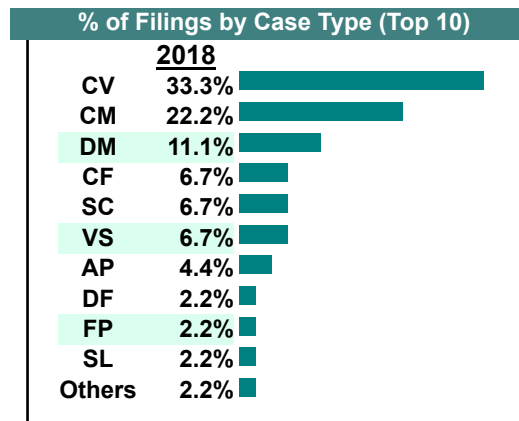
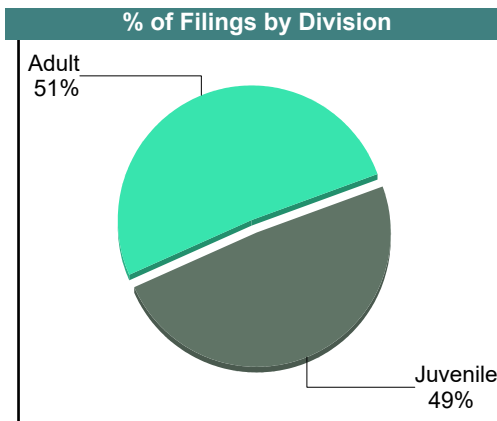
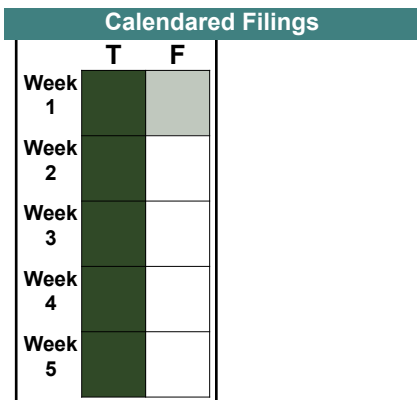
CASELOAD STATISTICS OF THE JUVENILE & DOMESTIC RELATIONS COURTS

October 2018

Charlotte

District: 10

		<u>Filings</u>	<u>Hearings</u>	<u>Transactions</u>	<u>Concluded</u>	<u>Cont</u>
Adult						
Non-Family Abuse Prot Order	AP	2	2	2	0	2
Capias	CA	0	1	1	0	1
Felony	CF	3	20	20	3	17
Misdemeanor	CM	10	17	17	3	14
Family Abuse - Prot Order	FP	1	4	4	4	-
Show Cause	SC	3	13	13	1	12
SL/Other	SL	1	1	1	0	1
Civil Support	VS	3	7	7	2	5
Adult Total		23	65	65	13	52
Juvenile						
Child in Need of Services	CS	0	1	1	0	1
Custody Visitation	CV	15	36	36	14	22
Felony	DF	1	7	7	5	2
Misdemeanor	DM	5	9	9	4	5
Traffic	T	1	6	6	3	3
Term Parental Rights	TP	0	1	1	1	-
Truancy	TR	0	1	1	0	1
Juvenile Total		22	61	61	27	34
Charlotte Totals		45	126	126	40	86



CASELOAD STATISTICS OF THE JUVENILE & DOMESTIC RELATIONS COURTS

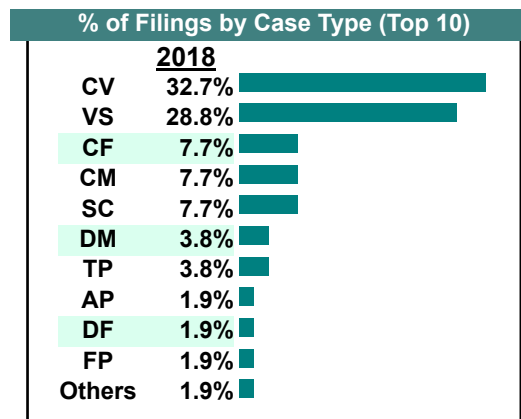
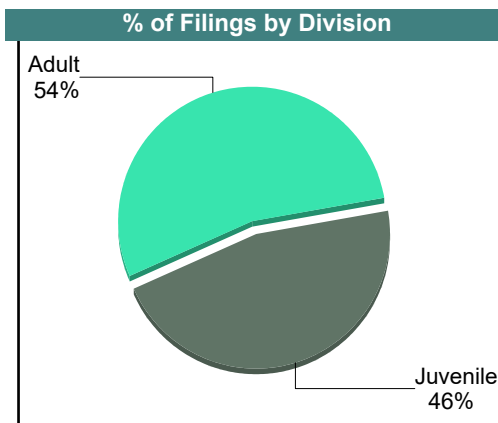
September 2018

Charlotte

District: 10

		<u>Filings</u>	<u>Hearings</u>	<u>Transactions</u>	<u>Concluded</u>	<u>Cont</u>
<u>Adult</u>						
Capias	CA	0	6	6	5	1
Felony	CF	4	10	10	2	8
Misdemeanor	CM	4	14	14	5	9
Family Abuse - Prot Order	FP	1	4	4	1	3
Show Cause	SC	4	26	26	9	17
Civil Support	VS	15	20	20	15	5
Adult Total		28	80	80	37	43
<u>Juvenile</u>						
Non-Family Abuse Prot Order	AP	1	3	3	0	3
Child in Need of Services	CS	0	1	1	0	1
Custody Visitation	CV	17	18	18	7	11
Felony	DF	1	2	2	0	2
Misdemeanor	DM	2	7	7	3	4
Traffic	T	1	2	2	0	2
Term Parental Rights	TP	2	2	2	1	1
Truancy	TR	0	1	1	0	1
Juvenile Total		24	36	36	11	25
Charlotte Totals		52	116	116	48	68

Calendared Filings					
	M	T	W	R	F
Week 1					
Week 2					
Week 3					
Week 4					



CASELOAD STATISTICS OF THE JUVENILE & DOMESTIC RELATIONS COURTS

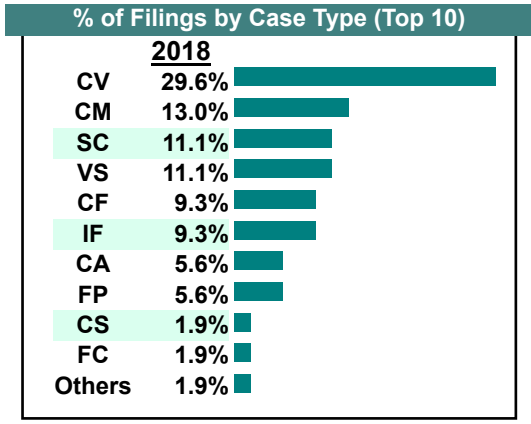
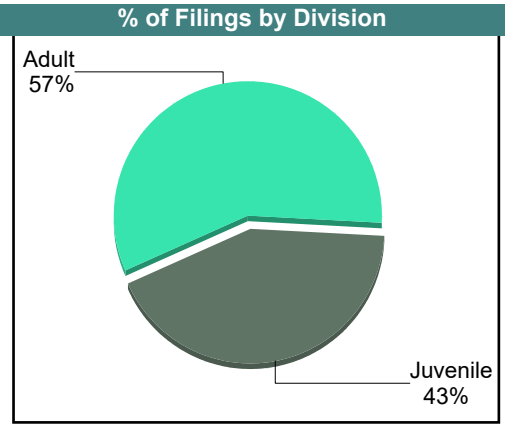
August 2018

Charlotte

District: 10

		<u>Filings</u>	<u>Hearings</u>	<u>Transactions</u>	<u>Concluded</u>	<u>Cont</u>
<u>Adult</u>						
Capias	CA	3	8	8	2	6
Felony	CF	5	25	25	3	22
Misdemeanor	CM	7	34	34	10	24
Family Abuse - Prot Order	FP	3	7	7	1	6
Protective Order	PC	1	1	1	1	-
Show Cause	SC	6	27	27	13	14
Civil Support	VS	6	23	23	17	6
Adult Total		31	125	125	47	78
<u>Juvenile</u>						
Abuse or Neglect	AN	0	5	5	5	-
Child in Need of Services	CS	1	3	3	1	2
Custody Visitation	CV	16	26	26	7	19
Felony	DF	0	2	2	2	-
Misdemeanor	DM	0	4	4	1	3
Foster Care Review	FC	1	1	1	1	-
Initial Foster Care	IF	5	5	5	5	-
Traffic	T	0	2	2	1	1
Juvenile Total		23	48	48	23	25
Charlotte Totals		54	173	173	70	103

Calendared Filings					
	M	T	W	R	F
Week 1					
Week 2					
Week 3					
Week 4					
Week 5					



CASELOAD STATISTICS OF THE JUVENILE & DOMESTIC RELATIONS COURTS

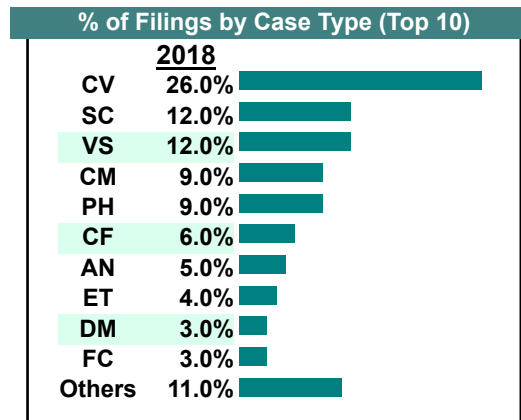
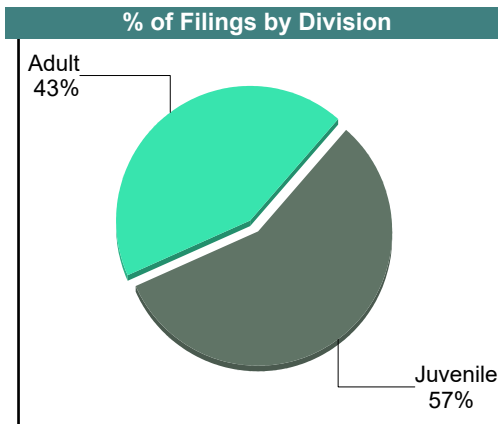
July 2018

Charlotte

District: 10

		<u>Filings</u>	<u>Hearings</u>	<u>Transactions</u>	<u>Concluded</u>	<u>Cont</u>
Adult						
Capias	CA	2	3	3	1	2
Felony	CF	6	19	19	5	14
Misdemeanor	CM	9	29	29	10	19
Family Abuse - Prot Order	FP	2	5	5	3	2
Show Cause	SC	12	34	34	13	21
Civil Support	VS	12	18	18	5	13
Adult Total		43	108	108	37	71
Juvenile						
Abuse or Neglect	AN	5	15	15	0	15
Child in Need of Services	CS	2	2	2	0	2
Custody Visitation	CV	26	48	48	26	22
Felony	DF	1	2	2	0	2
Misdemeanor	DM	3	7	7	3	4
Entrustment	ET	4	4	4	4	-
Foster Care Review	FC	3	3	3	3	-
Permanency	PH	9	9	9	9	-
Traffic	T	1	5	5	3	2
Term Parental Rights	TP	3	6	6	3	3
Juvenile Total		57	101	101	51	50
Charlotte Totals		100	209	209	88	121

Calendared Filings				
	M	T	R	F
Week 1			■	■
Week 2		■		
Week 3	■	■		■
Week 4	■	■		
Week 5		■		



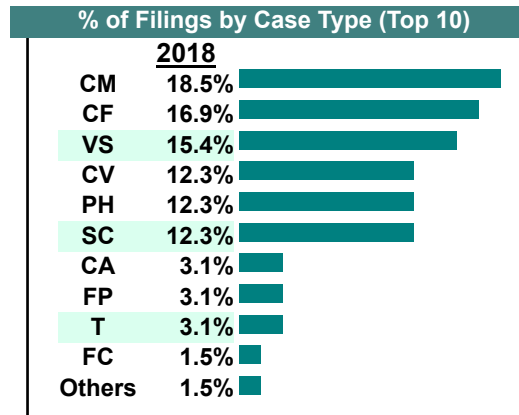
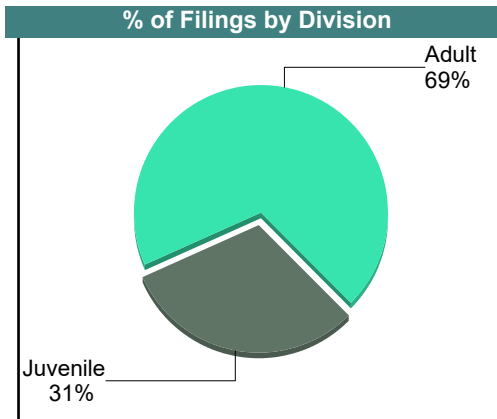
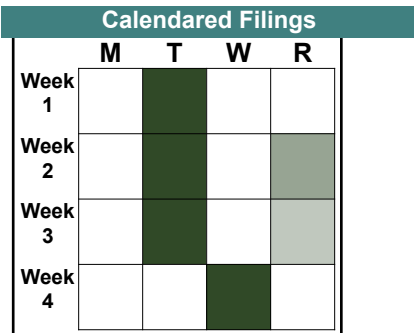
CASELOAD STATISTICS OF THE JUVENILE & DOMESTIC RELATIONS COURTS

June 2018

Charlotte

District: 10

		<u>Filings</u>	<u>Hearings</u>	<u>Transactions</u>	<u>Concluded</u>	<u>Cont</u>
<u>Adult</u>						
Capias	CA	2	4	4	1	3
Felony	CF	11	16	16	9	7
Misdemeanor	CM	12	23	23	10	13
Family Abuse - Prot Order	FP	2	2	2	0	2
Show Cause	SC	8	32	32	12	20
Civil Support	VS	10	16	16	10	6
Adult Total		45	93	93	42	51
<u>Juvenile</u>						
Custody Visitation	CV	8	14	14	10	4
Felony	DF	0	1	1	1	-
Misdemeanor	DM	0	2	2	0	2
Foster Care Review	FC	1	1	1	1	-
Permanency	PH	8	8	8	8	-
Status	ST	0	1	1	0	1
Traffic	T	2	5	5	3	2
Truancy	TR	0	1	1	1	-
Voluntary Continuing Services Agreement	VA	1	1	1	1	-
Juvenile Total		20	34	34	25	9
Charlotte Totals		65	127	127	67	60



CASELOAD STATISTICS OF THE JUVENILE & DOMESTIC RELATIONS COURTS

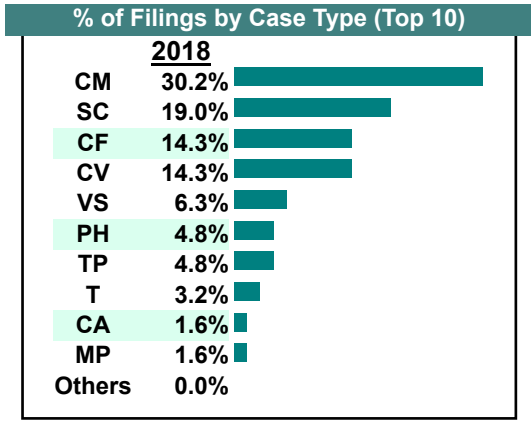
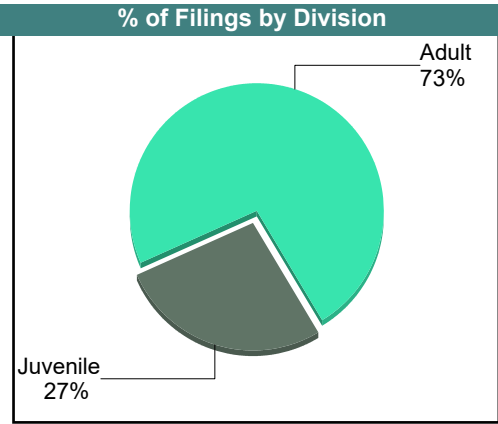
May 2018

Charlotte

District: 10

		<u>Filings</u>	<u>Hearings</u>	<u>Transactions</u>	<u>Concluded</u>	<u>Cont</u>
<u>Adult</u>						
Capias	CA	1	4	4	3	1
Felony	CF	9	14	14	6	8
Misdemeanor	CM	19	27	27	11	16
Family Abuse - Prot Order	FP	0	1	1	1	-
Motion - Prot Order	MP	1	1	1	1	-
Show Cause	SC	12	37	37	6	31
Civil Support	VS	4	12	12	5	7
Adult Total		46	96	96	33	63
<u>Juvenile</u>						
Custody Visitation	CV	9	20	20	6	14
Felony	DF	0	3	3	0	3
Misdemeanor	DM	0	10	10	3	7
Permanency	PH	3	3	3	3	-
Status	ST	0	2	2	2	-
Traffic	T	2	4	4	4	-
Term Parental Rights	TP	3	3	3	3	-
Truancy	TR	0	1	1	0	1
Juvenile Total		17	46	46	21	25
Charlotte Totals		63	142	142	54	88

Calendared Filings				
	M	T	W	R
Week 1				
Week 2				
Week 3				
Week 4				



CASELOAD STATISTICS OF THE JUVENILE & DOMESTIC RELATIONS COURTS

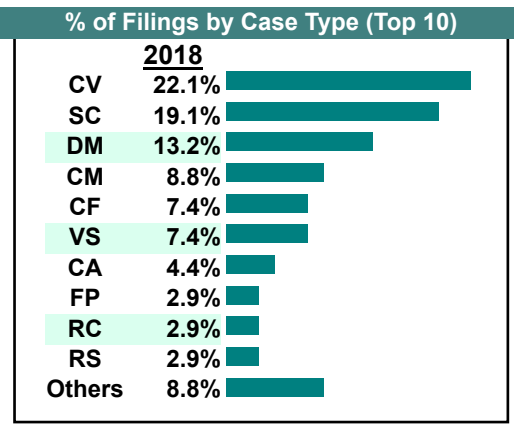
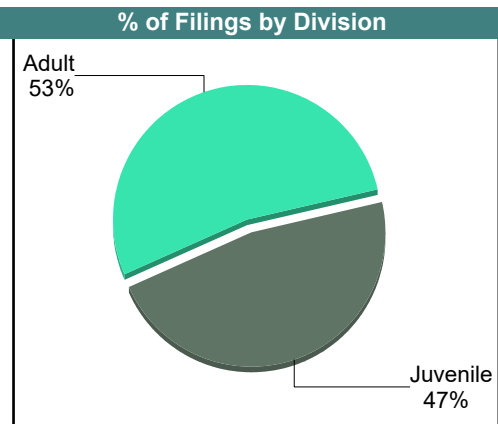
Charlotte

District: 10

April 2018

		<u>Filings</u>	<u>Hearings</u>	<u>Transactions</u>	<u>Concluded</u>	<u>Cont</u>
<u>Adult</u>						
Bond Forfeiture	BF	0	1	1	1	-
Capias	CA	3	4	4	0	4
Felony	CF	5	8	8	2	6
Misdemeanor	CM	6	17	17	6	11
Family Abuse - Prot Order	FP	2	4	4	1	3
Remand Support	RS	2	2	2	2	-
Show Cause	SC	13	25	25	3	22
Civil Support	VS	5	7	7	5	2
Adult Total		36	68	68	20	48
<u>Juvenile</u>						
Non-Family Abuse Prot Order	AP	1	2	2	1	1
Custody Visitation	CV	15	26	26	16	10
Felony	DF	1	5	5	3	2
Misdemeanor	DM	9	13	13	3	10
Permanency	PH	1	1	1	1	-
Remand Custody	RC	2	2	2	2	-
Status	ST	1	1	1	0	1
Traffic	T	2	4	4	1	3
Juvenile Total		32	54	54	27	27
Charlotte Totals		68	122	122	47	75

Calendared Filings			
	T	R	F
Week 1	█		█
Week 2	█		
Week 3	█	█	
Week 4	█		



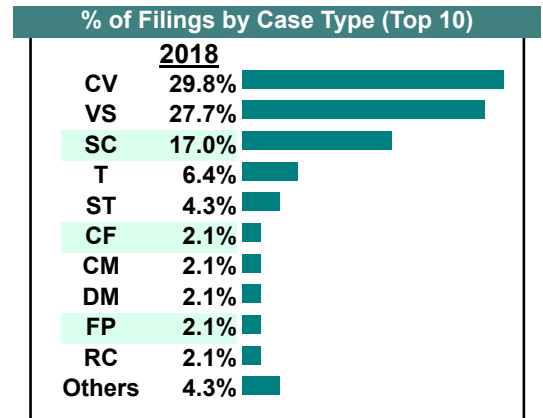
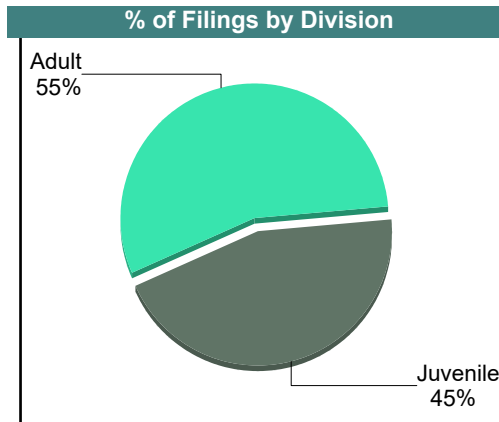
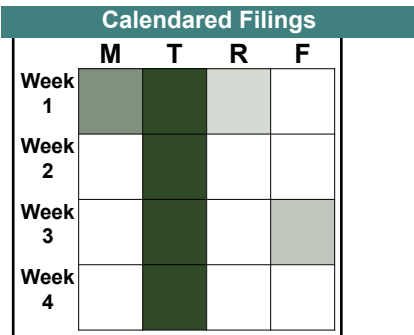
CASELOAD STATISTICS OF THE JUVENILE & DOMESTIC RELATIONS COURTS

March 2018

Charlotte

District: 10

		<u>Filings</u>	<u>Hearings</u>	<u>Transactions</u>	<u>Concluded</u>	<u>Cont</u>
<u>Adult</u>						
Bond Forfeiture	BF	0	1	1	0	1
Capias	CA	0	3	3	3	-
Felony	CF	1	5	5	1	4
Misdemeanor	CM	1	15	15	9	6
Family Abuse - Prot Order	FP	1	2	2	1	1
Remand Support	RS	1	1	1	1	-
Show Cause	SC	8	27	27	14	13
SL/Other	SL	1	1	1	1	-
Civil Support	VS	13	17	17	9	8
Adult Total		26	72	72	39	33
<u>Juvenile</u>						
Abuse or Neglect	AN	0	1	1	1	-
Custody Visitation	CV	14	24	24	17	7
Felony	DF	0	5	5	0	5
Misdemeanor	DM	1	5	5	1	4
Remand Custody	RC	1	1	1	1	-
Status	ST	2	9	9	7	2
Traffic	T	3	3	3	2	1
Truancy	TR	0	2	2	0	2
Juvenile Total		21	50	50	29	21
Charlotte Totals		47	122	122	68	54



CASELOAD STATISTICS OF THE JUVENILE & DOMESTIC RELATIONS COURTS

Charlotte

District: 10

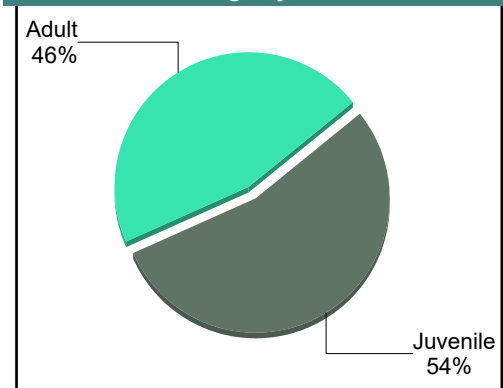
February 2018

		Filings	Hearings	Transactions	Concluded	Cont
Adult						
Capias	CA	1	6	6	0	6
Felony	CF	1	3	3	1	2
Misdemeanor	CM	2	18	18	4	14
Family Abuse - Prot Order	FP	2	3	3	2	1
Show Cause	SC	3	15	15	7	8
Civil Support	VS	7	15	15	14	1
Adult Total		16	60	60	28	32
Juvenile						
Abuse or Neglect	AN	0	3	3	2	1
Custody Visitation	CV	9	25	25	11	14
Felony	DF	0	4	4	0	4
Misdemeanor	DM	1	3	3	2	1
Foster Care Review	FC	3	3	3	3	-
Initial Foster Care	IF	0	2	2	2	-
Permanency	PH	1	2	2	2	-
Remand Custody	RC	1	3	3	3	-
Status	ST	3	8	8	1	7
Traffic	T	1	4	4	3	1
Truancy	TR	0	2	2	0	2
Juvenile Total		19	59	59	29	30
Charlotte Totals		35	119	119	57	62

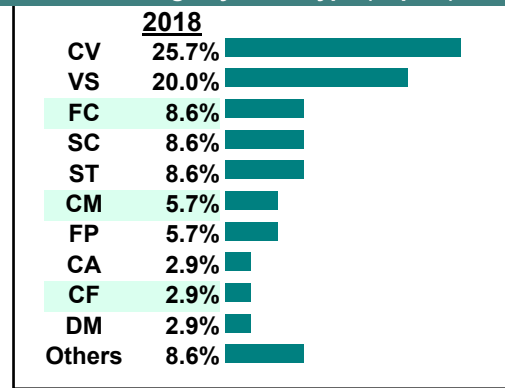
Calendared Filings

	M	T	R	F
Week 1				
Week 2				
Week 3				
Week 4				
Week 5				

% of Filings by Division



% of Filings by Case Type (Top 10)



CASELOAD STATISTICS OF THE JUVENILE & DOMESTIC RELATIONS COURTS

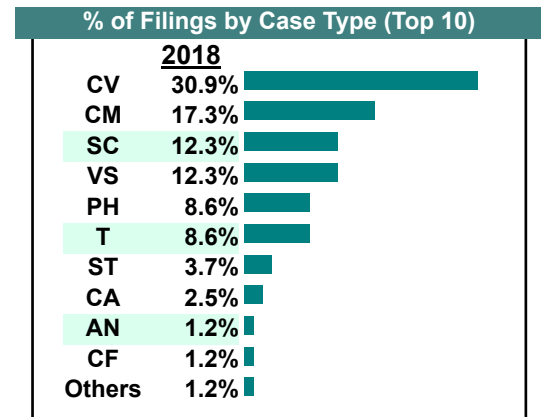
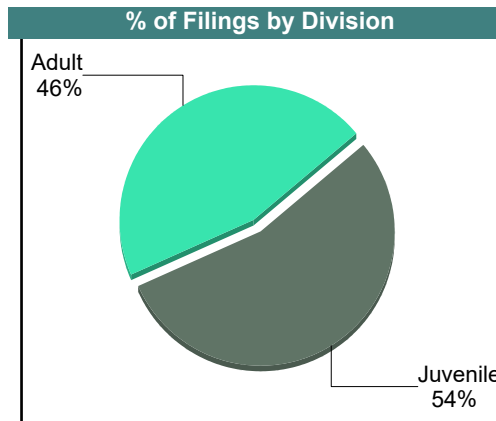
January 2018

Charlotte

District: 10

		<u>Filings</u>	<u>Hearings</u>	<u>Transactions</u>	<u>Concluded</u>	<u>Cont</u>
Adult						
Capias	CA	2	2	2	0	2
Felony	CF	1	2	2	1	1
Misdemeanor	CM	14	26	26	7	19
Show Cause	SC	10	28	28	10	18
Civil Support	VS	10	19	19	7	12
Adult Total		37	77	77	25	52
Juvenile						
Abuse or Neglect	AN	1	4	4	2	2
Child in Need of Services	CS	0	1	1	1	-
Custody Visitation	CV	25	38	38	17	21
Felony	DF	0	1	1	1	-
Misdemeanor	DM	0	3	3	2	1
Foster Care Review	FC	1	1	1	1	-
Permanency	PH	7	7	7	7	-
Status	ST	3	3	3	0	3
Traffic	T	7	7	7	0	7
Juvenile Total		44	65	65	31	34
Charlotte Totals		81	142	142	56	86

Calendared Filings				
	M	T	W	R
Week 1				
Week 2				
Week 3				
Week 4				



CASELOAD STATISTICS OF THE JUVENILE & DOMESTIC RELATIONS COURTS

Cumberland

District: 10

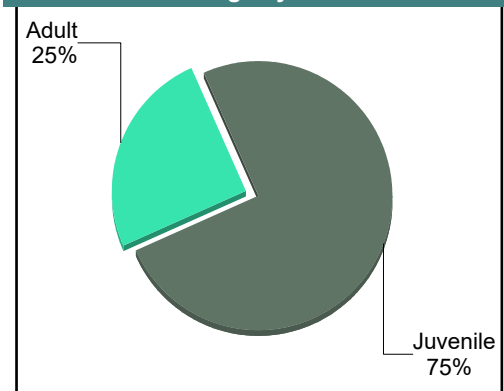
December 2018

		<u>Filings</u>	<u>Hearings</u>	<u>Transactions</u>	<u>Concluded</u>	<u>Cont</u>
Adult						
Non-Family Abuse Prot Order	AP	0	1	1	0	1
Capias	CA	1	1	1	0	1
Felony	CF	1	1	1	0	1
Misdemeanor	CM	2	5	5	3	2
Family Abuse - Prot Order	FP	1	1	1	1	-
Show Cause	SC	2	8	8	2	6
Civil Support	VS	3	7	7	4	3
Adult Total		10	24	24	10	14
Juvenile						
Abuse or Neglect	AN	1	3	3	0	3
Child in Need of Services	CS	1	2	2	0	2
Custody Visitation	CV	12	37	37	16	21
Felony	DF	6	7	7	0	7
Misdemeanor	DM	4	6	6	1	5
Foster Care Review	FC	1	1	1	1	-
Permanency	PH	2	2	2	2	-
Petition	PT	2	3	3	2	1
Show Cause	SC	0	1	1	0	1
Status	ST	0	2	2	1	1
Traffic	T	1	3	3	2	1
Juvenile Total		30	67	67	25	42
Cumberland Totals		40	91	91	35	56

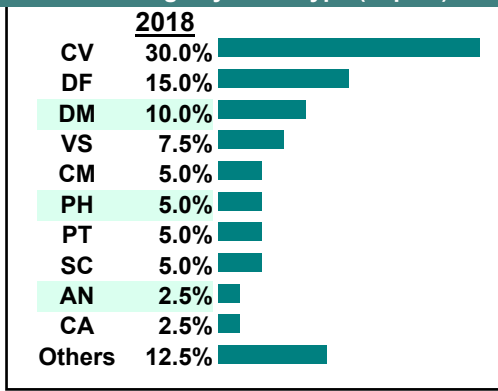
Calendared Filings

	W	R	F
Week 1			
Week 2			
Week 3			
Week 4			

% of Filings by Division



% of Filings by Case Type (Top 10)



CASELOAD STATISTICS OF THE JUVENILE & DOMESTIC RELATIONS COURTS

Cumberland

District: 10

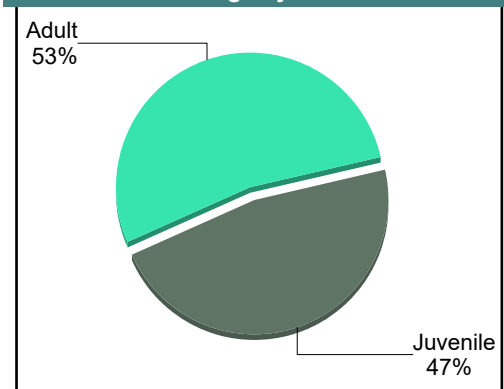
November 2018

		<u>Filings</u>	<u>Hearings</u>	<u>Transactions</u>	<u>Concluded</u>	<u>Cont</u>
<u>Adult</u>						
Capias	CA	0	1	1	0	1
Felony	CF	1	1	1	1	-
Misdemeanor	CM	0	10	10	6	4
Family Abuse - Prot Order	FP	2	3	3	2	1
Show Cause	SC	4	13	13	3	10
Civil Support	VS	2	4	4	2	2
Adult Total		9	32	32	14	18
<u>Juvenile</u>						
Abuse or Neglect	AN	0	2	2	0	2
Custody Visitation	CV	7	32	32	20	12
Felony	DF	0	1	1	0	1
Misdemeanor	DM	0	3	3	1	2
Foster Care Review	FC	1	1	1	1	-
Petition	PT	0	1	1	0	1
Show Cause	SC	0	1	1	0	1
Traffic	T	0	2	2	2	-
Juvenile Total		8	43	43	24	19
Cumberland Totals		17	75	75	38	37

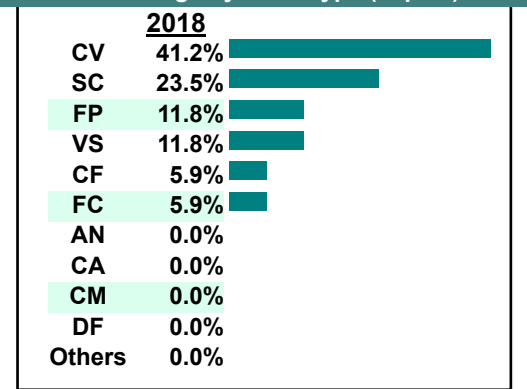
Calendared Filings

	W	R	F
Week 1			
Week 2			
Week 3			

% of Filings by Division



% of Filings by Case Type (Top 10)



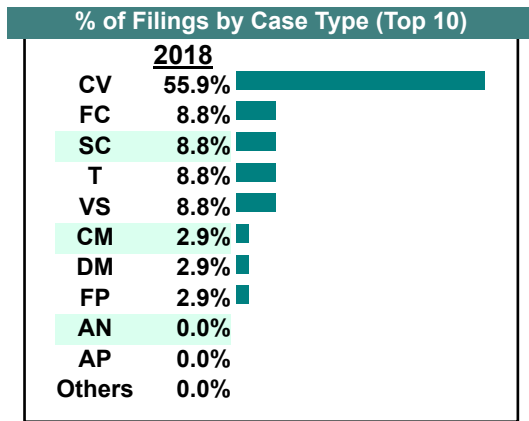
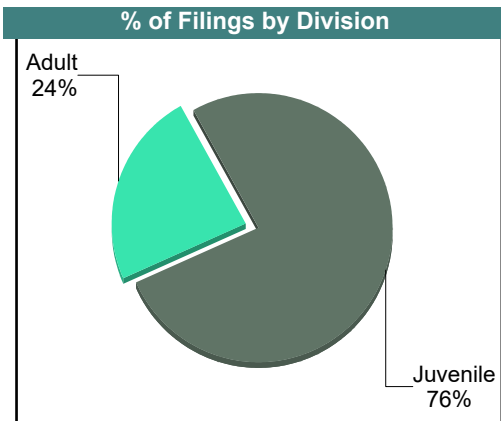
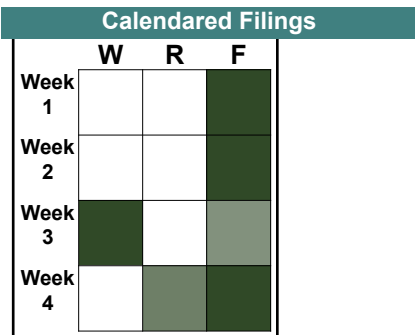
CASELOAD STATISTICS OF THE JUVENILE & DOMESTIC RELATIONS COURTS

Cumberland

District: 10

October 2018

		<u>Filings</u>	<u>Hearings</u>	<u>Transactions</u>	<u>Concluded</u>	<u>Cont</u>
<u>Adult</u>						
Felony	CF	0	1	1	1	-
Misdemeanor	CM	1	8	8	7	1
Family Abuse - Prot Order	FP	1	2	2	2	-
Show Cause	SC	3	5	5	1	4
Civil Support	VS	3	10	10	4	6
Adult Total		8	26	26	15	11
<u>Juvenile</u>						
Abuse or Neglect	AN	0	2	2	0	2
Non-Family Abuse Prot Order	AP	0	1	1	1	-
Custody Visitation	CV	19	29	29	2	27
Misdemeanor	DM	1	3	3	1	2
Foster Care Review	FC	3	3	3	3	-
Show Cause	SC	0	1	1	0	1
Status	ST	0	2	2	0	2
Traffic	T	3	7	7	6	1
Truancy	TR	0	1	1	1	-
Juvenile Total		26	49	49	14	35
Cumberland Totals		34	75	75	29	46



CASELOAD STATISTICS OF THE JUVENILE & DOMESTIC RELATIONS COURTS

Cumberland

District: 10

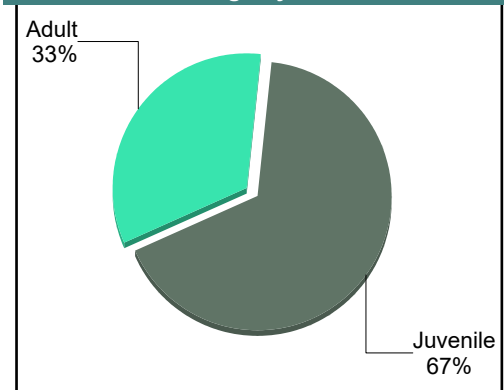
September 2018

		<u>Filings</u>	<u>Hearings</u>	<u>Transactions</u>	<u>Concluded</u>	<u>Cont</u>
<u>Adult</u>						
Non-Family Abuse Prot Order	AP	0	1	1	0	1
Misdemeanor	CM	3	18	18	6	12
Family Abuse - Prot Order	FP	2	4	4	3	1
Violation of PO	PV	1	1	1	1	-
Show Cause	SC	3	11	11	3	8
Civil Support	VS	6	13	13	7	6
Adult Total		15	48	48	20	28
<u>Juvenile</u>						
Abuse or Neglect	AN	0	10	10	2	8
Non-Family Abuse Prot Order	AP	1	1	1	0	1
Child in Need of Services	CS	0	1	1	0	1
Custody Visitation	CV	20	67	67	22	45
Felony	DF	1	3	3	0	3
Misdemeanor	DM	1	7	7	3	4
Foster Care Review	FC	2	2	2	2	-
Petition	PT	1	3	3	2	1
Traffic	T	4	4	4	0	4
Truancy	TR	0	1	1	0	1
Juvenile Total		30	99	99	31	68
Cumberland Totals		45	147	147	51	96

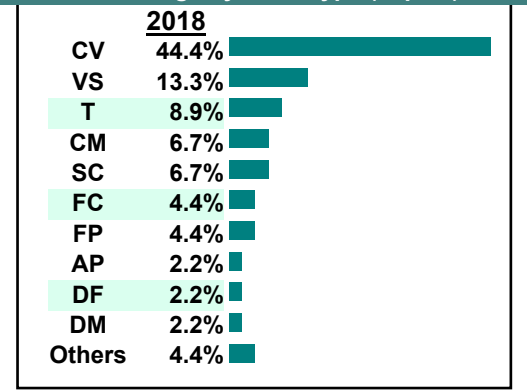
Calendared Filings

	W	R	F
Week 1			
Week 2			
Week 3			
Week 4			

% of Filings by Division



% of Filings by Case Type (Top 10)



CASELOAD STATISTICS OF THE JUVENILE & DOMESTIC RELATIONS COURTS

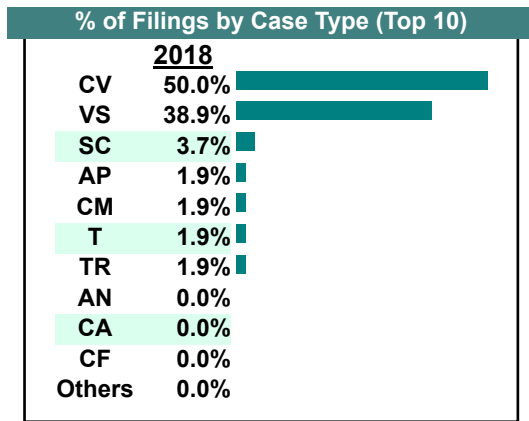
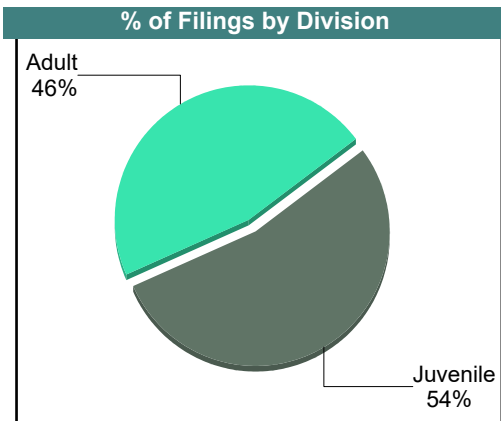
Cumberland

District: 10

August 2018

		<u>Filings</u>	<u>Hearings</u>	<u>Transactions</u>	<u>Concluded</u>	<u>Cont</u>
Adult						
Non-Family Abuse Prot Order	AP	1	1	1	0	1
Capias	CA	0	1	1	1	-
Felony	CF	0	2	2	1	1
Misdemeanor	CM	1	9	9	2	7
Show Cause	SC	2	9	9	5	3
Civil Support	VS	21	33	33	27	6
Adult Total		25	55	55	36	18
Juvenile						
Abuse or Neglect	AN	0	6	6	0	6
Custody Visitation	CV	27	50	50	31	19
Misdemeanor	DM	0	1	1	0	1
Motion - Prot Order	MP	0	4	4	2	2
Petition	PT	0	1	1	0	1
Show Cause	SC	0	1	1	0	1
Traffic	T	1	2	2	1	1
Truancy	TR	1	1	1	0	1
Juvenile Total		29	66	66	34	32
Cumberland Totals		54	121	121	70	50

Calendared Filings			
	W	R	F
Week 1			
Week 2			
Week 3			
Week 4			



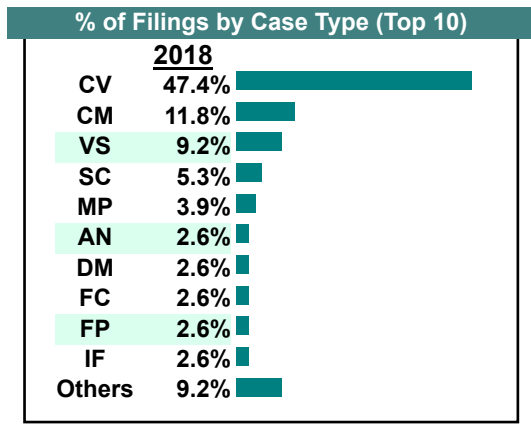
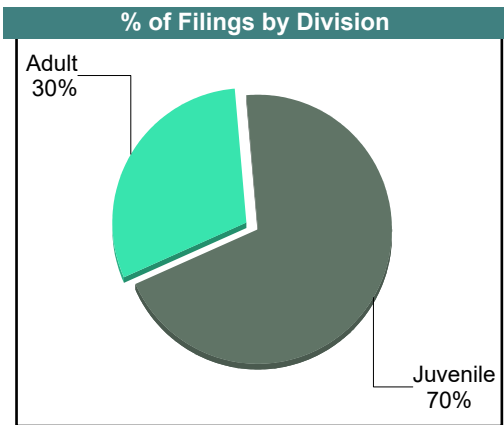

CASELOAD STATISTICS OF THE JUVENILE & DOMESTIC RELATIONS COURTS

Cumberland

District: 10

July 2018

		<u>Filings</u>	<u>Hearings</u>	<u>Transactions</u>	<u>Concluded</u>	<u>Cont</u>
Adult						
Capias	CA	1	1	1	0	1
Misdemeanor	CM	9	13	13	6	7
Family Abuse - Prot Order	FP	2	2	2	0	2
Motion - Prot Order	MP	1	1	1	1	-
Show Cause	SC	3	11	11	3	8
Civil Support	VS	7	20	20	4	16
Adult Total		23	48	48	14	34
Juvenile						
Abuse or Neglect	AN	2	8	8	5	3
Child in Need of Services	CS	1	2	2	1	1
Custody Visitation	CV	36	84	84	35	49
Felony	DF	1	4	4	1	3
Misdemeanor	DM	2	6	6	0	6
Foster Care Review	FC	2	2	2	2	-
Initial Foster Care	IF	2	5	5	5	-
Motion - Prot Order	MP	2	2	2	0	2
Permanency	PH	2	2	2	2	-
Petition	PT	2	3	3	1	2
Show Cause	SC	1	1	1	0	1
Status	ST	0	3	3	1	2
Traffic	T	0	3	3	2	1
Juvenile Total		53	125	125	55	70
Cumberland Totals		76	173	173	69	104



CASELOAD STATISTICS OF THE JUVENILE & DOMESTIC RELATIONS COURTS

Cumberland

District: 10

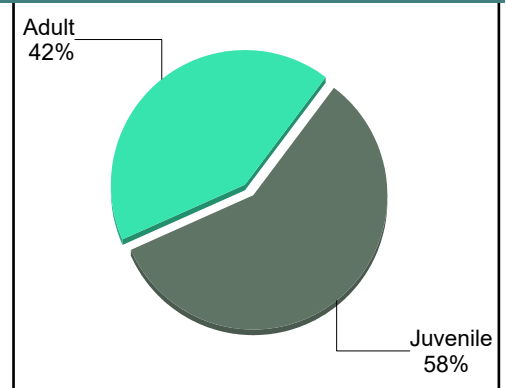
June 2018

		<u>Filings</u>	<u>Hearings</u>	<u>Transactions</u>	<u>Concluded</u>	<u>Cont</u>
<u>Adult</u>						
Capias	CA	0	1	1	1	-
Felony	CF	2	2	2	0	2
Misdemeanor	CM	5	20	20	9	11
Violation of PO	PV	1	1	1	1	-
Show Cause	SC	2	19	19	13	6
Civil Support	VS	11	18	18	11	7
Adult Total		21	61	61	35	26
<u>Juvenile</u>						
Abuse or Neglect	AN	0	4	4	1	3
Child in Need of Services	CS	1	1	1	0	1
Custody Visitation	CV	18	30	30	15	15
Felony	DF	1	1	1	0	1
Misdemeanor	DM	2	5	5	1	4
Initial Foster Care	IF	3	3	3	0	3
Permanency	PH	1	2	2	2	-
Petition	PT	0	1	1	0	1
Status	ST	0	3	3	0	3
Traffic	T	3	9	9	5	4
Juvenile Total		29	59	59	24	35
Cumberland Totals		50	120	120	59	61

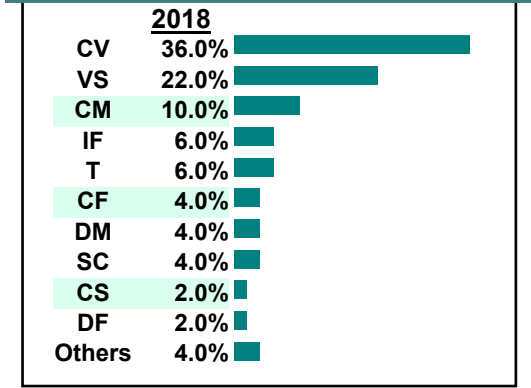
Calendared Filings

	M	R	F
Week 1			
Week 2			
Week 3			
Week 4			
Week 5			

% of Filings by Division



% of Filings by Case Type (Top 10)



CASELOAD STATISTICS OF THE JUVENILE & DOMESTIC RELATIONS COURTS

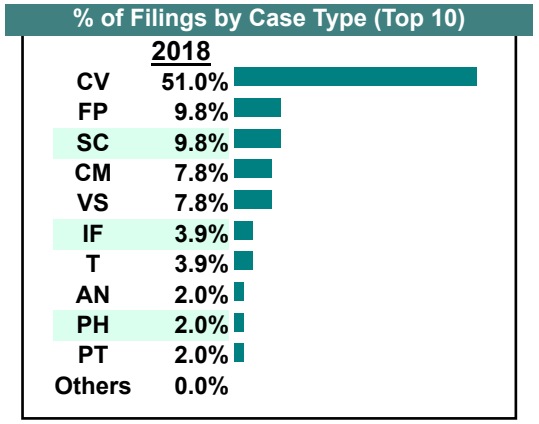
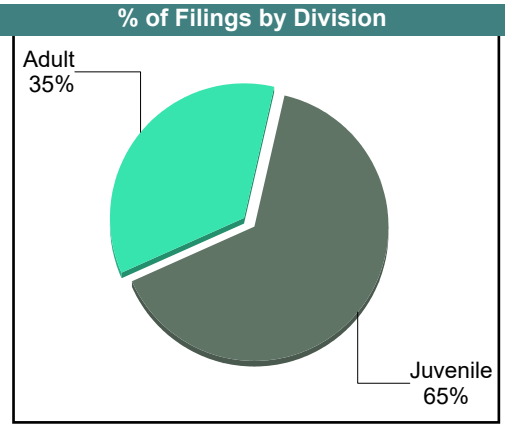
Cumberland

District: 10

May 2018

		<u>Filings</u>	<u>Hearings</u>	<u>Transactions</u>	<u>Concluded</u>	<u>Cont</u>
<u>Adult</u>						
Capias	CA	0	7	7	6	1
Felony	CF	0	3	3	2	1
Misdemeanor	CM	4	17	17	8	9
Family Abuse - Prot Order	FP	5	7	7	7	-
Show Cause	SC	5	20	20	4	16
Civil Support	VS	4	12	12	1	11
Adult Total		18	66	66	28	38
<u>Juvenile</u>						
Abuse or Neglect	AN	1	13	13	1	12
Capias	CA	0	3	3	3	-
Custody Visitation	CV	26	60	60	13	47
Misdemeanor	DM	0	11	11	5	6
Initial Foster Care	IF	2	2	2	2	-
Permanency	PH	1	1	1	0	1
Petition	PT	1	1	1	0	1
Status	ST	0	10	10	3	7
Traffic	T	2	4	4	2	2
Juvenile Total		33	105	105	29	76
Cumberland Totals		51	171	171	57	114

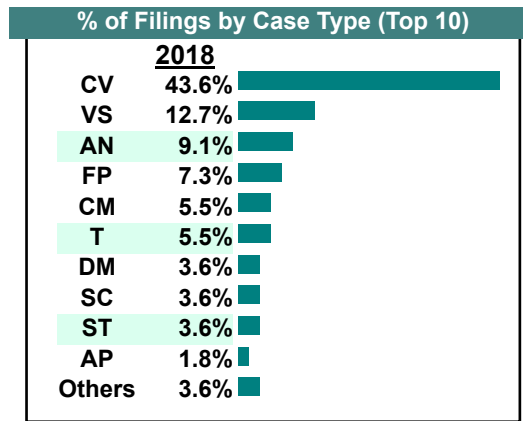
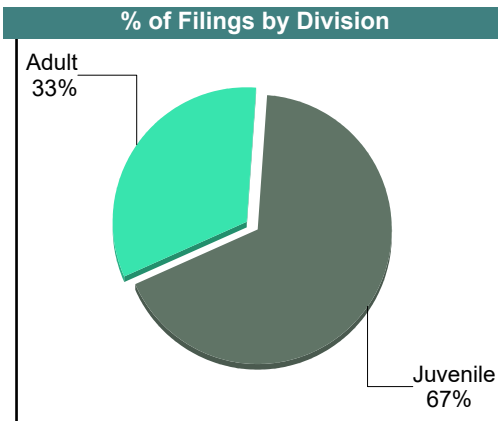
Calendared Filings			
	M	R	F
Week 1			
Week 2			
Week 3			
Week 4			



April 2018

		<u>Filings</u>	<u>Hearings</u>	<u>Transactions</u>	<u>Concluded</u>	<u>Cont</u>
Adult						
Non-Family Abuse Prot Order	AP	1	1	1	1	-
Capias	CA	1	9	9	2	7
Felony	CF	0	3	3	3	-
Misdemeanor	CM	3	15	15	4	11
Family Abuse - Prot Order	FP	4	5	5	4	1
Show Cause	SC	2	13	13	6	7
Civil Support	VS	7	19	19	9	10
Adult Total		18	65	65	29	36
Juvenile						
Abuse or Neglect	AN	5	9	9	1	8
Capias	CA	0	3	3	0	3
Custody Visitation	CV	24	49	49	14	35
Misdemeanor	DM	2	2	2	0	2
Initial Foster Care	IF	1	1	1	1	-
Status	ST	2	4	4	0	4
Traffic	T	3	5	5	1	4
Juvenile Total		37	73	73	17	56
Cumberland Totals		55	138	138	46	92

Calendared Filings			
	M	R	F
Week 1			
Week 2			
Week 3			
Week 4			



CASELOAD STATISTICS OF THE JUVENILE & DOMESTIC RELATIONS COURTS

Cumberland

District: 10

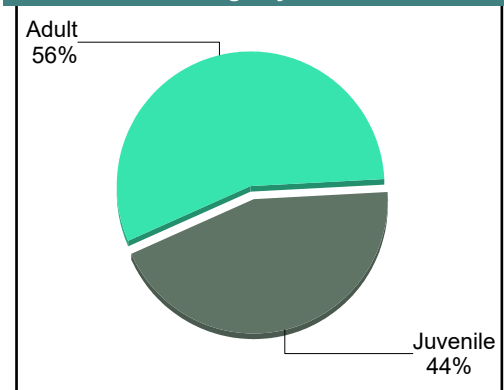
March 2018

		<u>Filings</u>	<u>Hearings</u>	<u>Transactions</u>	<u>Concluded</u>	<u>Cont</u>
<u>Adult</u>						
Capias	CA	1	1	1	0	1
Felony	CF	2	4	4	0	4
Misdemeanor	CM	5	13	13	1	12
Family Abuse - Prot Order	FP	2	2	2	1	1
Motion - Prot Order	MP	0	1	1	1	-
Show Cause	SC	7	20	20	1	19
Civil Support	VS	2	4	4	1	3
Adult Total		19	45	45	5	40
<u>Juvenile</u>						
Abuse or Neglect	AN	3	11	11	0	11
Non-Family Abuse Prot Order	AP	0	1	1	1	-
Custody Visitation	CV	5	44	44	23	21
Felony	DF	0	2	2	2	-
Misdemeanor	DM	2	3	3	2	1
Foster Care Review	FC	1	1	1	1	-
Initial Foster Care	IF	1	3	3	3	-
Status	ST	2	3	3	1	2
Traffic	T	1	3	3	1	2
Truancy	TR	0	1	1	1	-
Juvenile Total		15	72	72	35	37
Cumberland Totals		34	117	117	40	77

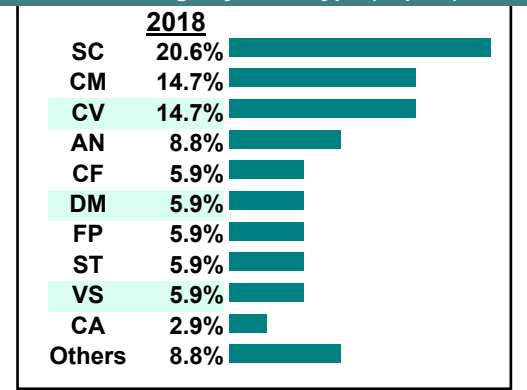
Calendared Filings

	M	R	F
Week 1			
Week 2			
Week 3			
Week 4			
Week 5			

% of Filings by Division



% of Filings by Case Type (Top 10)



CASELOAD STATISTICS OF THE JUVENILE & DOMESTIC RELATIONS COURTS

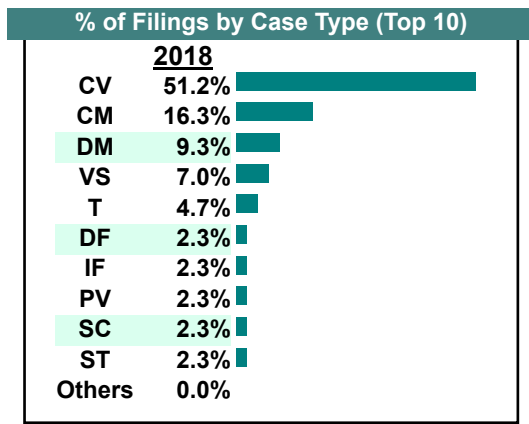
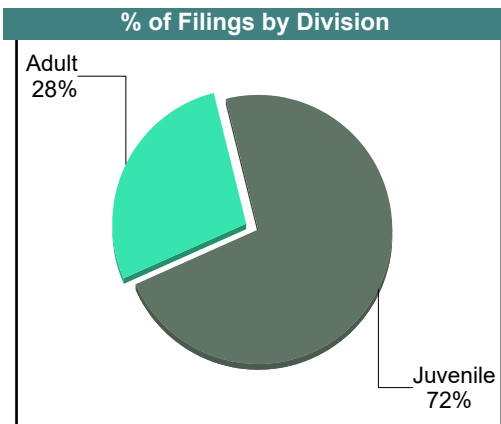
Cumberland

District: 10

February 2018

		<u>Filings</u>	<u>Hearings</u>	<u>Transactions</u>	<u>Concluded</u>	<u>Cont</u>
<u>Adult</u>						
Capias	CA	0	9	9	1	8
Felony	CF	0	3	3	0	3
Misdemeanor	CM	7	14	14	5	9
Family Abuse - Prot Order	FP	0	2	2	1	1
Violation of PO	PV	1	1	1	1	-
Show Cause	SC	1	18	18	4	14
Civil Support	VS	3	16	16	10	6
Adult Total		12	63	63	22	41
<u>Juvenile</u>						
Abuse or Neglect	AN	0	1	1	0	1
Capias	CA	0	3	3	0	3
Custody Visitation	CV	22	49	49	14	35
Felony	DF	1	1	1	0	1
Misdemeanor	DM	4	8	8	0	8
Initial Foster Care	IF	1	1	1	0	1
Permanency	PH	0	1	1	1	-
Status	ST	1	4	4	0	4
Traffic	T	2	2	2	0	2
Truancy	TR	0	3	3	3	-
Juvenile Total		31	73	73	18	55
Cumberland Totals		43	136	136	40	96

Calendared Filings			
	M	R	F
Week 1			
Week 2			
Week 3			
Week 4			



CASELOAD STATISTICS OF THE JUVENILE & DOMESTIC RELATIONS COURTS

Cumberland

District: 10

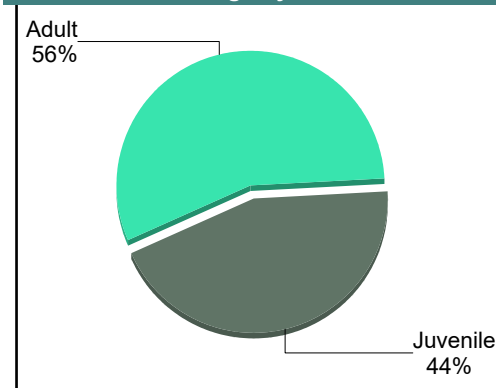
January 2018

		<u>Filings</u>	<u>Hearings</u>	<u>Transactions</u>	<u>Concluded</u>	<u>Cont</u>
<u>Adult</u>						
Capias	CA	1	3	3	1	2
Felony	CF	0	1	1	0	1
Misdemeanor	CM	3	13	13	6	7
Family Abuse - Prot Order	FP	3	4	4	3	1
Show Cause	SC	5	16	16	3	13
Civil Support	VS	12	18	18	5	13
Adult Total		24	55	55	18	37
<u>Juvenile</u>						
Abuse or Neglect	AN	3	8	8	5	3
Custody Visitation	CV	12	26	26	11	15
Misdemeanor	DM	1	4	4	2	2
Foster Care Review	FC	0	1	1	1	-
Initial Foster Care	IF	0	1	1	1	-
Permanency	PH	0	1	1	0	1
Petition	PT	1	1	1	1	-
Status	ST	1	2	2	1	1
Traffic	T	1	4	4	3	1
Truancy	TR	0	3	3	1	2
Juvenile Total		19	51	51	26	25
Cumberland Totals		43	106	106	44	62

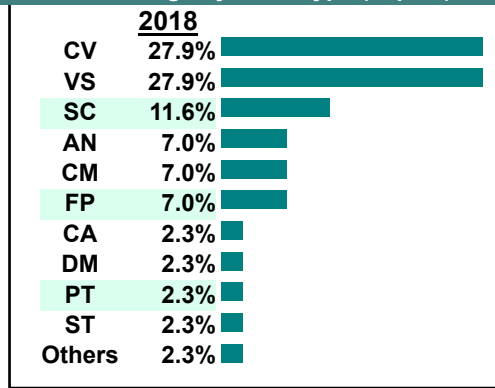
Calendared Filings

	T	R	F
Week 1			
Week 2			
Week 3			
Week 4			

% of Filings by Division



% of Filings by Case Type (Top 10)

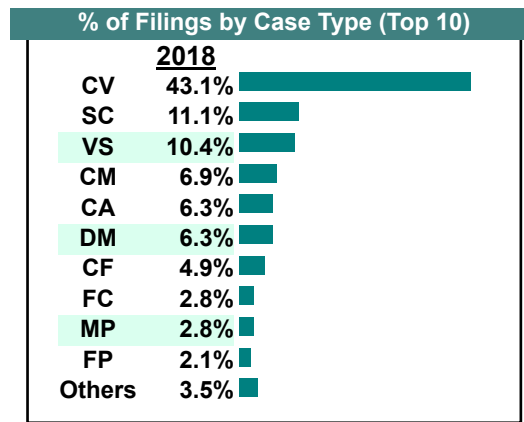
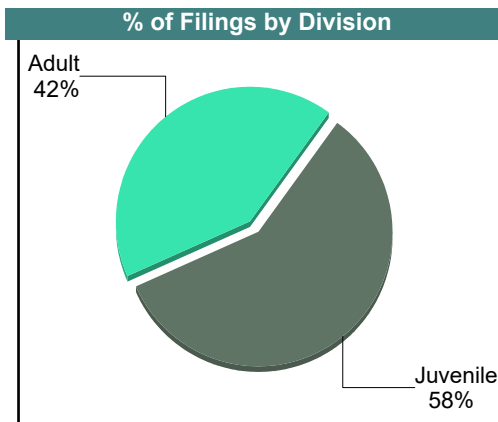
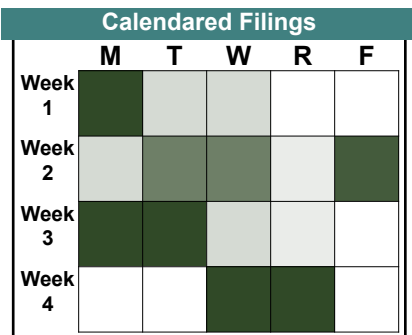


CASELOAD STATISTICS OF THE JUVENILE & DOMESTIC RELATIONS COURTS

December 2018

Halifax
District: 10

		<u>Filings</u>	<u>Hearings</u>	<u>Transactions</u>	<u>Concluded</u>	<u>Cont</u>
Adult						
Capias	CA	9	18	18	4	14
Felony	CF	7	15	15	0	15
Misdemeanor	CM	10	43	43	11	32
Family Abuse - Prot Order	FP	3	12	12	8	4
Show Cause	SC	16	94	94	11	83
Civil Support	VS	15	35	35	11	23
Adult Total		60	217	217	45	171
Juvenile						
Abuse or Neglect	AN	2	3	3	0	3
Child in Need of Services	CS	0	2	2	0	2
Custody Visitation	CV	62	120	120	76	43
Felony	DF	2	16	16	5	11
Misdemeanor	DM	9	53	53	13	40
Foster Care Review	FC	4	4	4	4	-
Motion - Prot Order	MP	4	4	4	4	-
Permanency	PH	0	4	4	2	2
Petition	PT	0	1	1	1	-
Status	ST	1	3	3	0	3
Traffic	T	0	6	6	5	1
Juvenile Total		84	216	216	110	105
Halifax Totals		144	433	433	155	276

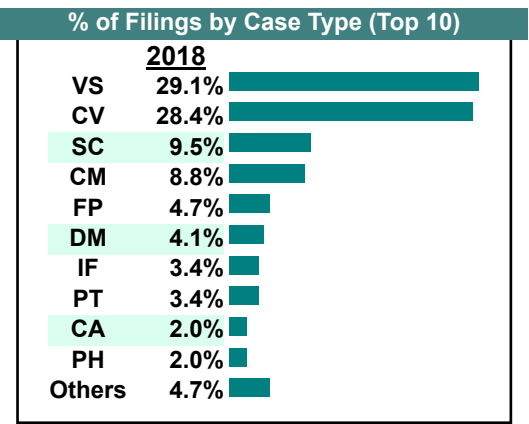
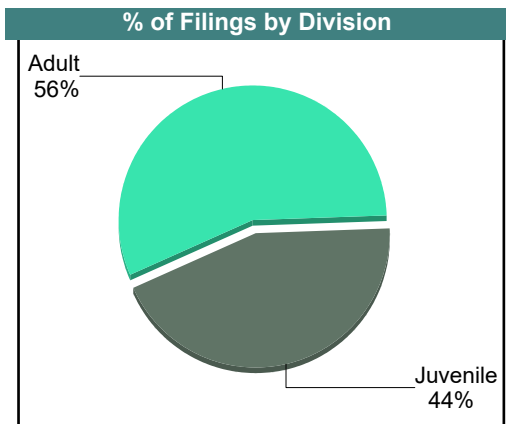



CASELOAD STATISTICS OF THE JUVENILE & DOMESTIC RELATIONS COURTS

November 2018

Halifax
District: 10

		<u>Filings</u>	<u>Hearings</u>	<u>Transactions</u>	<u>Concluded</u>	<u>Cont</u>
<u>Adult</u>						
Capias	CA	3	11	11	4	7
Felony	CF	2	21	21	9	12
Misdemeanor	CM	13	68	68	19	49
Family Abuse - Prot Order	FP	7	15	15	7	8
Motion - Prot Order	MP	1	2	2	1	1
Show Cause	SC	14	83	83	34	49
Civil Support	VS	43	79	79	36	43
Adult Total		83	279	279	110	169
<u>Juvenile</u>						
Abuse or Neglect	AN	1	6	6	4	2
Custody Visitation	CV	42	71	71	48	23
Felony	DF	2	18	18	1	17
Misdemeanor	DM	6	52	52	10	42
Entrustment	ET	0	2	2	1	1
Initial Foster Care	IF	5	5	5	5	-
Permanency	PH	3	6	6	2	4
Petition	PT	5	6	6	5	1
Status	ST	0	5	5	0	5
Traffic	T	1	2	2	0	2
Juvenile Total		65	173	173	76	97
Halifax Totals		148	452	452	186	266

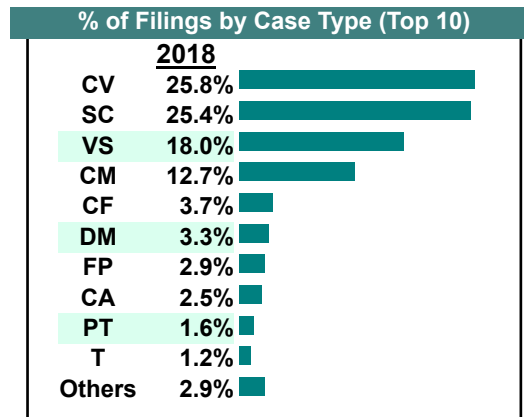
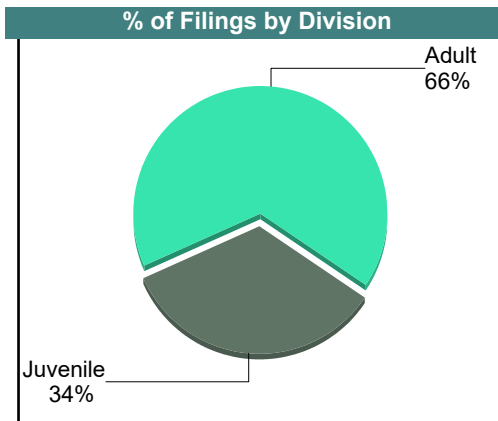
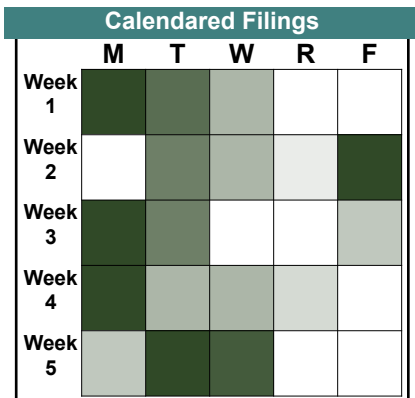


CASELOAD STATISTICS OF THE JUVENILE & DOMESTIC RELATIONS COURTS

October 2018

Halifax
District: 10

		<u>Filings</u>	<u>Hearings</u>	<u>Transactions</u>	<u>Concluded</u>	<u>Cont</u>
Adult						
Capias	CA	6	15	15	3	12
Felony	CF	9	30	30	7	23
Misdemeanor	CM	31	88	88	26	62
Family Abuse - Prot Order	FP	7	20	20	9	11
Motion - Prot Order	MP	1	1	1	1	-
Other	OT	1	1	1	1	-
Show Cause	SC	62	124	124	38	86
Civil Support	VS	44	57	57	37	20
Adult Total		161	336	336	122	214
Juvenile						
Abuse or Neglect	AN	0	10	10	2	8
Custody Visitation	CV	63	123	123	57	66
Felony	DF	1	27	27	4	23
Misdemeanor	DM	8	77	77	13	64
Entrustment	ET	1	1	1	0	1
Foster Care Review	FC	2	2	2	2	-
Petition	PT	4	5	5	3	2
Status	ST	1	7	7	0	7
Traffic	T	3	7	7	4	3
Term Parental Rights	TP	0	5	5	5	-
Juvenile Total		83	264	264	90	174
Halifax Totals		244	600	600	212	388

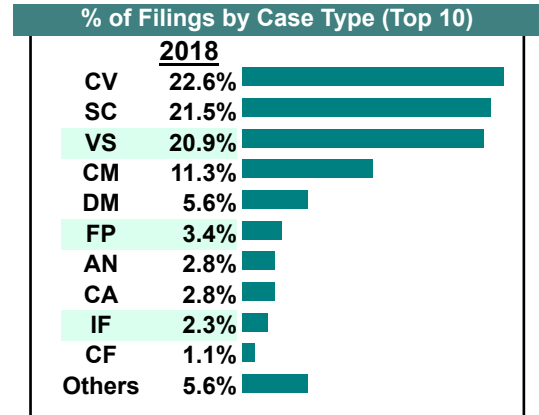
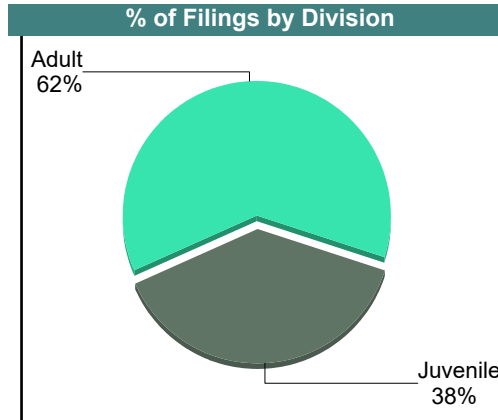
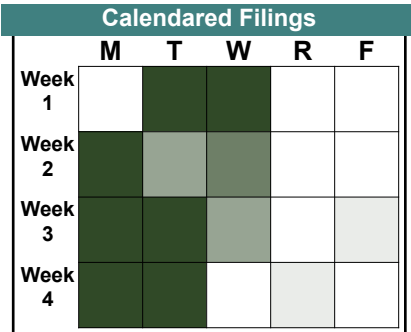


CASELOAD STATISTICS OF THE JUVENILE & DOMESTIC RELATIONS COURTS

September 2018

Halifax
District: 10

		<u>Filings</u>	<u>Hearings</u>	<u>Transactions</u>	<u>Concluded</u>	<u>Cont</u>
<u>Adult</u>						
Capias	CA	5	12	12	4	8
Felony	CF	2	14	14	2	12
Misdemeanor	CM	20	72	72	32	40
Family Abuse - Prot Order	FP	6	17	17	4	13
Motion - Prot Order	MP	1	1	1	1	-
Show Cause	SC	38	101	101	23	78
Civil Support	VS	37	54	54	26	28
Adult Total		109	271	271	92	179
<u>Juvenile</u>						
Abuse or Neglect	AN	5	10	10	0	10
Custody Relief	CR	2	6	6	4	2
Child in Need of Services	CS	0	2	2	0	2
Custody Visitation	CV	40	76	76	41	35
Felony	DF	2	18	18	1	17
Misdemeanor	DM	10	63	63	13	50
Foster Care Review	FC	1	2	2	2	-
Initial Foster Care	IF	4	4	4	4	-
Permanency	PH	0	1	1	0	1
Petition	PT	2	6	6	5	1
Show Cause	SC	0	2	2	1	1
Status	ST	0	6	6	1	5
Traffic	T	2	4	4	3	1
Voluntary Continuing Services Agreement	VA	0	1	1	1	-
Juvenile Total		68	201	201	76	125
Halifax Totals		177	472	472	168	304

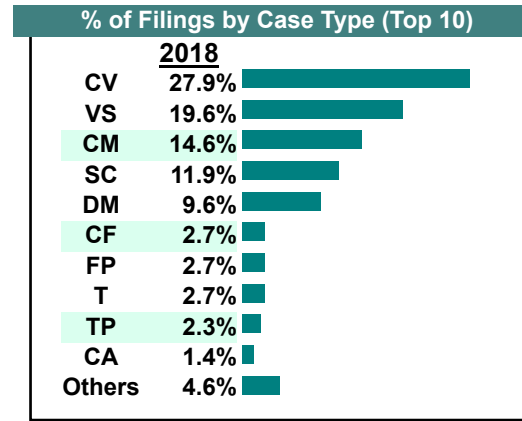
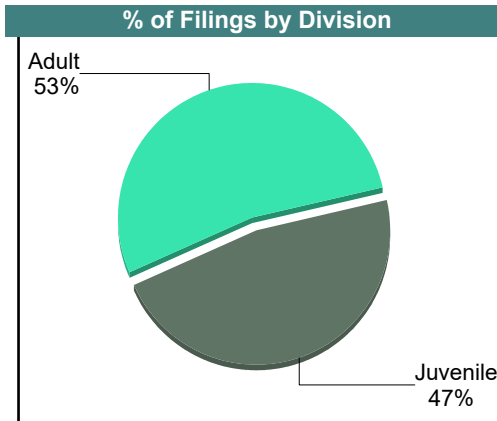



CASELOAD STATISTICS OF THE JUVENILE & DOMESTIC RELATIONS COURTS

August 2018

Halifax
District: 10

		<u>Filings</u>	<u>Hearings</u>	<u>Transactions</u>	<u>Concluded</u>	<u>Cont</u>
<u>Adult</u>						
Capias	CA	3	9	9	4	5
Felony	CF	6	26	26	4	22
Misdemeanor	CM	32	88	88	29	59
Family Abuse - Prot Order	FP	6	13	13	3	10
Motion - Prot Order	MP	0	1	1	1	-
Show Cause	SC	26	99	99	55	44
Civil Support	VS	43	52	52	24	28
Adult Total		116	288	288	120	168
<u>Juvenile</u>						
Abuse or Neglect	AN	2	8	8	0	8
Custody Visitation	CV	61	91	91	47	44
Felony	DF	2	42	42	7	35
Misdemeanor	DM	21	93	93	16	77
Motion - Prot Order	MP	1	2	2	1	1
Permanency	PH	0	2	2	1	1
Petition	PT	3	4	4	2	2
Status	ST	0	4	4	0	4
Traffic	T	6	9	9	6	3
Term Parental Rights	TP	5	5	5	0	5
Truancy	TR	1	2	2	1	1
Voluntary Continuing Services Agreement	VA	1	1	1	0	1
Juvenile Total		103	263	263	81	182
Halifax Totals		219	551	551	201	350

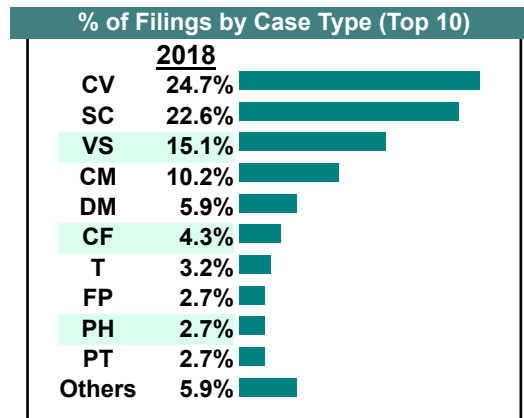
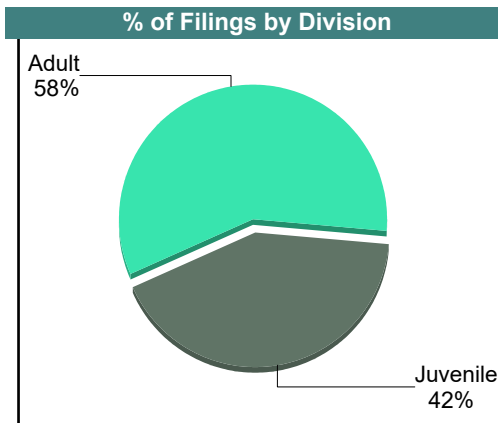
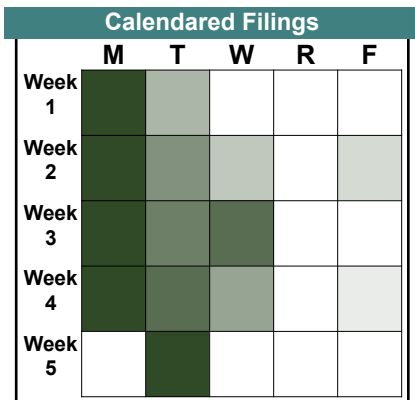


CASELOAD STATISTICS OF THE JUVENILE & DOMESTIC RELATIONS COURTS

July 2018

Halifax
District: 10

		<u>Filings</u>	<u>Hearings</u>	<u>Transactions</u>	<u>Concluded</u>	<u>Cont</u>
Adult						
Capias	CA	2	12	12	7	5
Felony	CF	8	28	28	3	25
Misdemeanor	CM	19	82	82	29	52
Family Abuse - Prot Order	FP	5	13	13	4	9
Motion - Prot Order	MP	3	3	3	2	1
Show Cause	SC	42	96	96	27	69
SL/Other	SL	1	1	1	1	-
Civil Support	VS	28	35	35	24	11
Adult Total		108	270	270	97	172
Juvenile						
Abuse or Neglect	AN	0	6	6	2	4
Custody Relief	CR	2	2	2	0	2
Child in Need of Services	CS	2	6	6	0	6
Custody Visitation	CV	46	106	106	53	53
Felony	DF	0	33	33	0	33
Misdemeanor	DM	11	66	66	12	54
Motion - Prot Order	MP	0	1	1	1	-
Permanency	PH	5	5	5	4	1
Petition	PT	5	5	5	2	3
Status	ST	1	8	8	3	5
Traffic	T	6	9	9	7	2
Juvenile Total		78	247	247	84	163
Halifax Totals		186	517	517	181	335

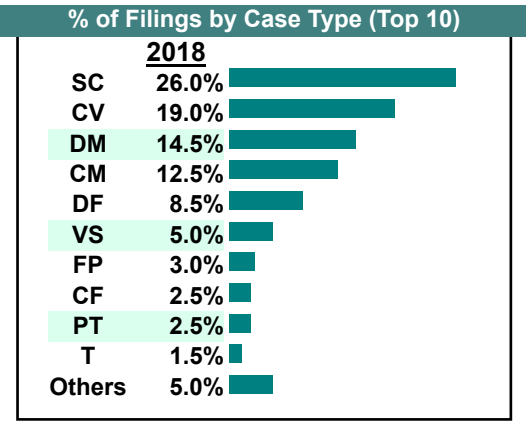
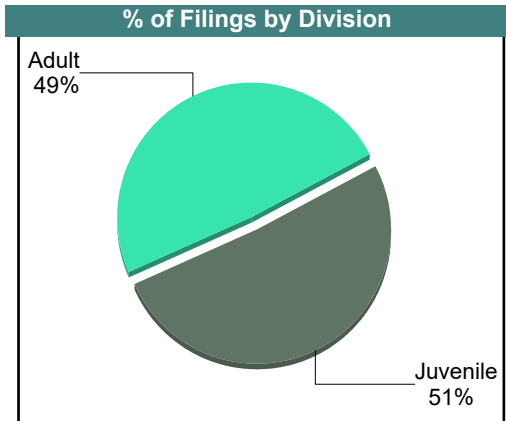
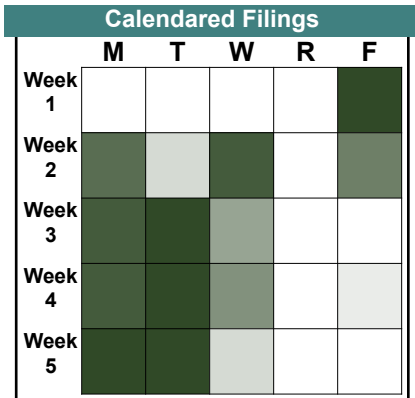


CASELOAD STATISTICS OF THE JUVENILE & DOMESTIC RELATIONS COURTS

June 2018

Halifax
District: 10

		<u>Filings</u>	<u>Hearings</u>	<u>Transactions</u>	<u>Concluded</u>	<u>Cont</u>
Adult						
Capias	CA	2	18	18	5	13
Felony	CF	5	14	14	5	9
Misdemeanor	CM	25	70	70	28	42
Family Abuse - Prot Order	FP	6	11	11	4	7
Motion - Prot Order	MP	0	1	1	1	-
Show Cause	SC	50	99	99	31	68
Civil Support	VS	10	28	28	16	12
Adult Total		98	241	241	90	151
Juvenile						
Abuse or Neglect	AN	2	8	8	2	6
Custody Visitation	CV	38	75	75	36	39
Felony	DF	17	42	42	5	37
Misdemeanor	DM	29	78	78	12	66
Foster Care Review	FC	2	2	2	2	-
Initial Foster Care	IF	1	2	2	1	1
Permanency	PH	2	2	2	1	1
Petition	PT	5	7	7	6	1
Show Cause	SC	2	3	3	1	2
Status	ST	1	8	8	1	7
Traffic	T	3	8	8	5	3
Juvenile Total		102	235	235	72	163
Halifax Totals		200	476	476	162	314



CASELOAD STATISTICS OF THE JUVENILE & DOMESTIC RELATIONS COURTS

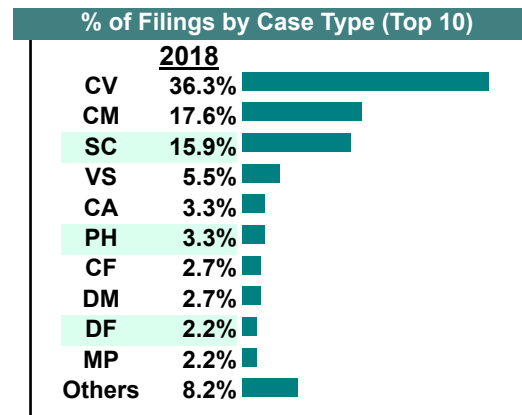
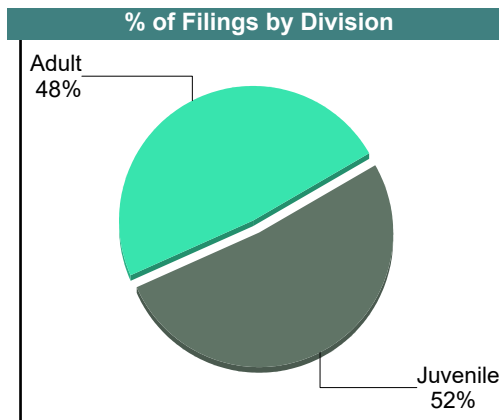
May 2018

Halifax

District: 10

		<u>Filings</u>	<u>Hearings</u>	<u>Transactions</u>	<u>Concluded</u>	<u>Cont</u>
Adult						
Capias	CA	6	23	23	7	16
Felony	CF	5	26	26	9	17
Misdemeanor	CM	32	79	79	15	64
Family Abuse - Prot Order	FP	2	13	13	10	3
Motion - Prot Order	MP	4	4	4	4	-
Show Cause	SC	29	87	87	24	63
Civil Support	VS	10	15	15	7	8
Adult Total		88	247	247	76	171
Juvenile						
Abuse or Neglect	AN	2	9	9	3	6
Custody Visitation	CV	66	112	112	60	52
Felony	DF	4	16	16	3	13
Misdemeanor	DM	5	45	45	16	29
Foster Care Review	FC	2	2	2	2	-
Permanency	PH	6	6	6	6	-
Petition	PT	3	8	8	8	-
Status	ST	2	5	5	1	4
Traffic	T	3	8	8	4	4
Term Parental Rights	TP	1	1	1	1	-
Juvenile Total		94	212	212	104	108
Halifax Totals		182	459	459	180	279

Calendared Filings				
	M	T	W	F
Week 1				
Week 2				
Week 3				
Week 4				
Week 5				



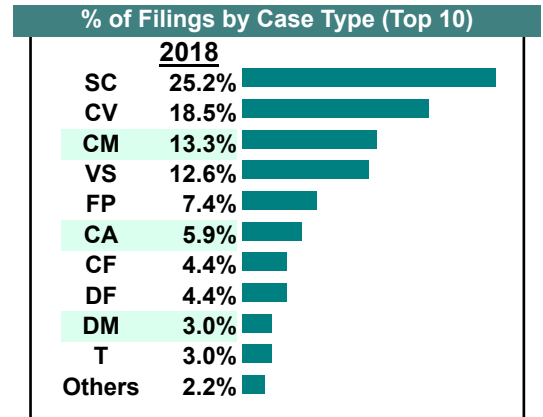
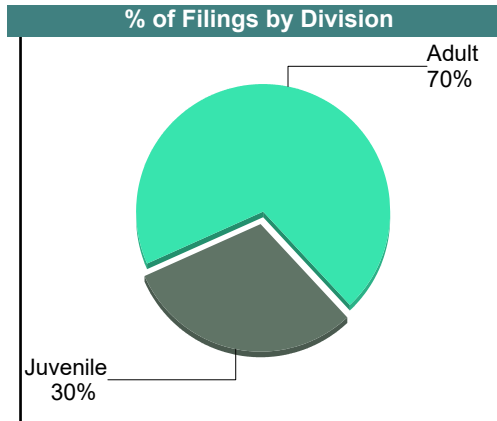
CASELOAD STATISTICS OF THE JUVENILE & DOMESTIC RELATIONS COURTS

April 2018

Halifax
District: 10

		<u>Filings</u>	<u>Hearings</u>	<u>Transactions</u>	<u>Concluded</u>	<u>Cont</u>
<u>Adult</u>						
Capias	CA	8	20	20	6	14
Felony	CF	6	19	19	3	16
Misdemeanor	CM	18	48	48	10	38
Family Abuse - Prot Order	FP	10	16	16	5	11
Motion - Prot Order	MP	1	2	2	2	-
Show Cause	SC	34	75	75	36	39
Civil Support	VS	17	42	42	27	15
Adult Total		94	222	222	89	133
<u>Juvenile</u>						
Abuse or Neglect	AN	0	5	5	2	3
Non-Family Abuse Prot Order	AP	0	4	4	2	2
Custody Visitation	CV	25	71	71	31	40
Felony	DF	6	15	15	6	9
Misdemeanor	DM	4	37	37	11	26
Petition	PT	2	2	2	0	2
Show Cause	SC	0	1	1	0	1
Status	ST	0	5	5	2	3
Traffic	T	4	7	7	3	4
Term Parental Rights	TP	0	2	2	2	-
Voluntary Continuing Services Agreement	VA	0	1	1	0	1
Juvenile Total		41	150	150	59	91
Halifax Totals		135	372	372	148	224

	M	T	W	R	F
Week 1	█	█	█		
Week 2	█	█	█		
Week 3	█	█	█		█
Week 4	█	█	█		█

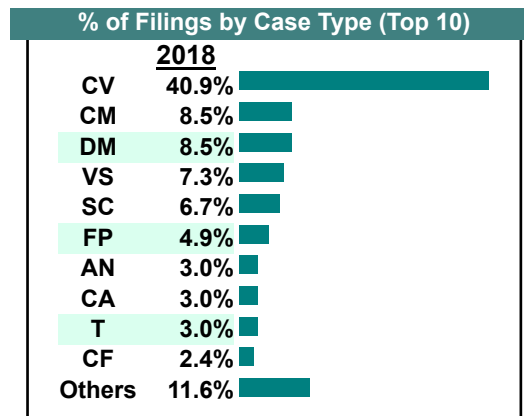
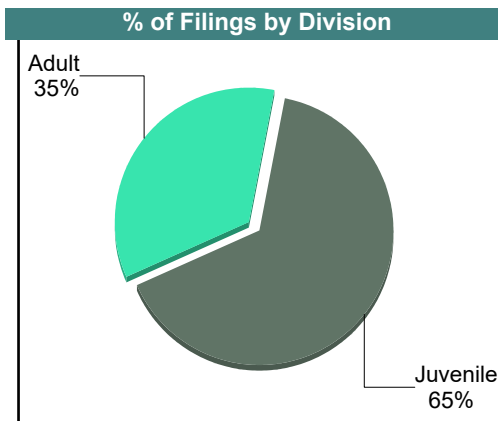



CASELOAD STATISTICS OF THE JUVENILE & DOMESTIC RELATIONS COURTS

March 2018

Halifax
District: 10

		<u>Filings</u>	<u>Hearings</u>	<u>Transactions</u>	<u>Concluded</u>	<u>Cont</u>
<u>Adult</u>						
Capias	CA	5	16	16	3	13
Felony	CF	4	10	10	0	10
Misdemeanor	CM	14	46	46	17	29
Family Abuse - Prot Order	FP	8	16	16	6	10
Motion - Prot Order	MP	1	3	3	1	2
Violation of PO	PV	2	2	2	2	-
Show Cause	SC	11	68	68	27	40
Civil Support	VS	12	25	25	13	12
Adult Total		57	186	186	69	116
<u>Juvenile</u>						
Abuse or Neglect	AN	5	13	13	1	12
Custody Visitation	CV	67	112	112	64	48
Felony	DF	4	17	17	5	12
Misdemeanor	DM	14	53	53	13	40
Foster Care Review	FC	3	3	3	3	-
Family Abuse - Prot Order	FP	0	3	3	3	-
Motion - Prot Order	MP	1	1	1	0	1
Permanency	PH	2	2	2	2	-
Petition	PT	4	5	5	0	5
Show Cause	SC	0	1	1	0	1
Status	ST	1	8	8	3	5
Traffic	T	5	7	7	4	3
Voluntary Continuing Services Agreement	VA	1	1	1	0	1
Juvenile Total		107	226	226	98	128
Halifax Totals		164	412	412	167	244

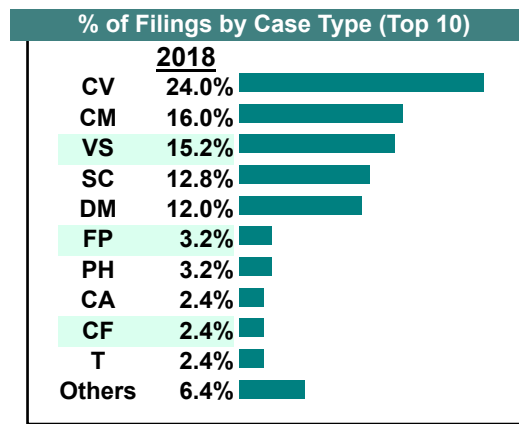
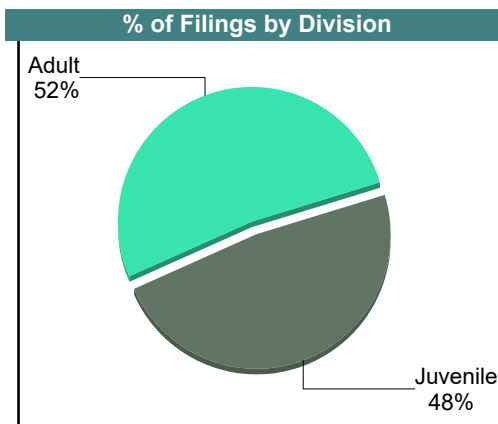
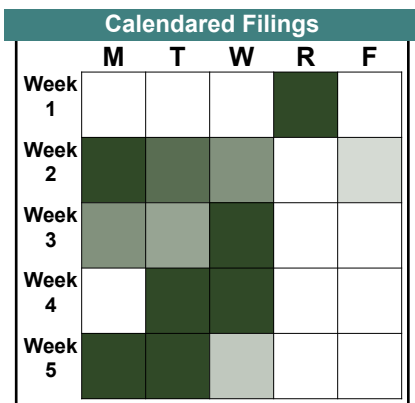


CASELOAD STATISTICS OF THE JUVENILE & DOMESTIC RELATIONS COURTS

February 2018

Halifax
District: 10

		<u>Filings</u>	<u>Hearings</u>	<u>Transactions</u>	<u>Concluded</u>	<u>Cont</u>
<u>Adult</u>						
Capias	CA	3	10	10	3	7
Felony	CF	3	14	14	6	8
Misdemeanor	CM	20	63	63	30	32
Family Abuse - Prot Order	FP	4	9	9	5	4
Motion - Prot Order	MP	0	1	1	0	1
Show Cause	SC	15	104	104	33	71
SL/Other	SL	1	1	1	1	-
Civil Support	VS	19	45	45	23	22
Adult Total		65	247	247	101	145
<u>Juvenile</u>						
Abuse or Neglect	AN	0	4	4	0	4
Non-Family Abuse Prot Order	AP	0	2	2	0	2
Custody Visitation	CV	30	72	72	29	43
Felony	DF	0	13	13	3	10
Misdemeanor	DM	15	63	63	12	51
Foster Care Review	FC	2	2	2	2	-
Family Abuse - Prot Order	FP	0	3	3	0	3
Motion - Prot Order	MP	2	2	2	2	-
Permanency	PH	4	4	4	4	-
Petition	PT	1	3	3	2	1
Show Cause	SC	1	1	1	0	1
Status	ST	1	9	9	1	8
Traffic	T	3	6	6	3	3
Term Parental Rights	TP	1	2	2	0	2
Juvenile Total		60	186	186	58	128
Halifax Totals		125	433	433	159	273

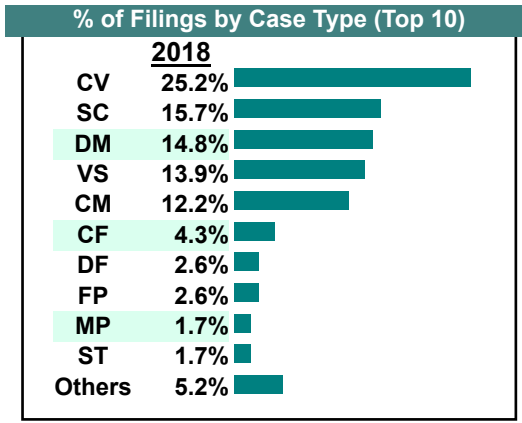
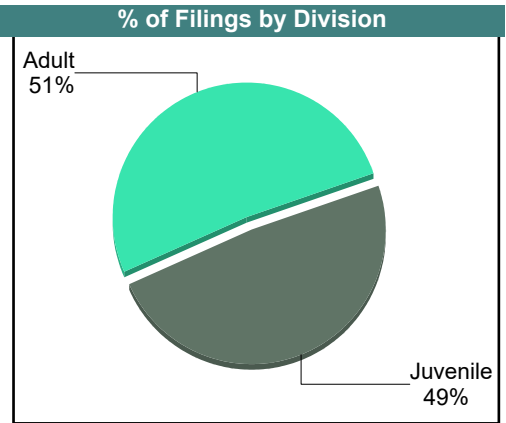



CASELOAD STATISTICS OF THE JUVENILE & DOMESTIC RELATIONS COURTS

January 2018

Halifax
District: 10

		<u>Filings</u>	<u>Hearings</u>	<u>Transactions</u>	<u>Concluded</u>	<u>Cont</u>
Adult						
Capias	CA	1	11	11	4	7
Felony	CF	5	15	15	4	11
Misdemeanor	CM	14	51	51	9	42
Family Abuse - Prot Order	FP	2	12	12	3	9
Motion - Prot Order	MP	2	2	2	0	2
Show Cause	SC	18	86	86	19	67
SL/Other	SL	1	2	2	2	-
Civil Support	VS	16	42	42	19	23
Adult Total		59	221	221	60	161
Juvenile						
Abuse or Neglect	AN	0	3	3	2	1
Non-Family Abuse Prot Order	AP	0	4	4	0	4
Custody Visitation	CV	29	79	79	28	51
Felony	DF	3	20	20	5	15
Misdemeanor	DM	17	50	50	10	40
Foster Care Review	FC	1	1	1	1	-
Family Abuse - Prot Order	FP	1	1	1	0	1
Permanency	PH	1	1	1	1	-
Status	ST	2	4	4	1	3
Traffic	T	2	4	4	3	1
Juvenile Total		56	167	167	51	116
Halifax Totals		115	388	388	111	277



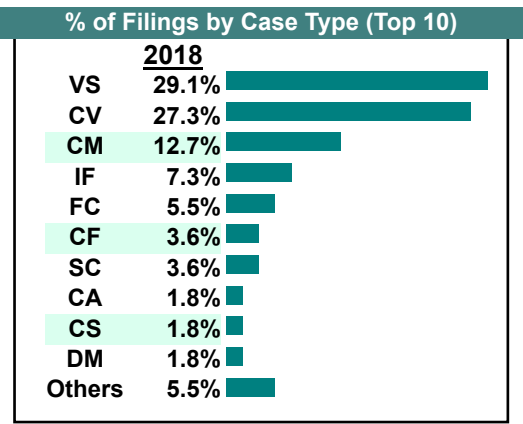
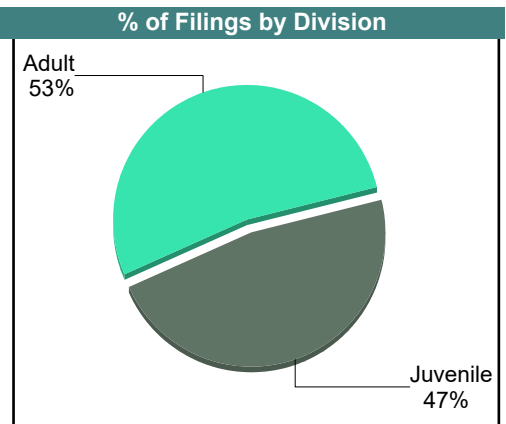
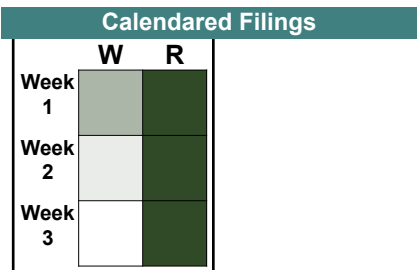
CASELOAD STATISTICS OF THE JUVENILE & DOMESTIC RELATIONS COURTS

December 2018

Lunenburg

District: 10

		<u>Filings</u>	<u>Hearings</u>	<u>Transactions</u>	<u>Concluded</u>	<u>Cont</u>
<u>Adult</u>						
Capias	CA	1	9	9	5	4
Felony	CF	2	2	2	0	2
Misdemeanor	CM	7	26	26	7	19
Family Abuse - Prot Order	FP	0	1	1	1	-
Motion - Prot Order	MP	1	1	1	0	1
Show Cause	SC	2	7	7	1	6
Civil Support	VS	16	27	27	15	12
Adult Total		29	73	73	29	44
<u>Juvenile</u>						
Abuse or Neglect	AN	0	6	6	6	-
Child in Need of Services	CS	1	2	2	0	2
Custody Visitation	CV	15	37	37	22	15
Felony	DF	0	5	5	2	3
Misdemeanor	DM	1	13	13	7	6
Foster Care Review	FC	3	3	3	3	-
Initial Foster Care	IF	4	4	4	4	-
Traffic	T	1	1	1	0	1
Truancy	TR	1	3	3	0	3
Juvenile Total		26	74	74	44	30
Lunenburg Totals		55	147	147	73	74



CASELOAD STATISTICS OF THE JUVENILE & DOMESTIC RELATIONS COURTS

November 2018

Lunenburg

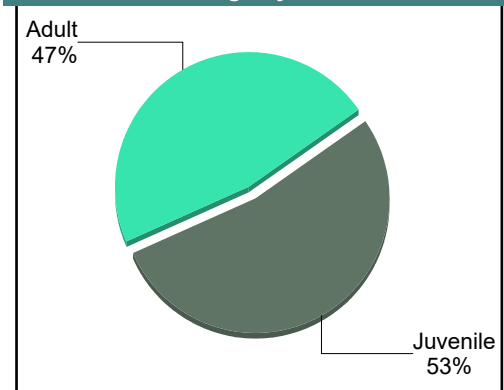
District: 10

		<u>Filings</u>	<u>Hearings</u>	<u>Transactions</u>	<u>Concluded</u>	<u>Cont</u>
<u>Adult</u>						
Capias	CA	4	13	13	2	11
Felony	CF	0	3	3	3	-
Misdemeanor	CM	8	17	17	8	9
Crim Support	CS	1	1	1	1	-
Family Abuse - Prot Order	FP	1	3	3	2	1
Show Cause	SC	1	13	13	8	5
Civil Support	VS	8	14	14	6	8
Adult Total		23	64	64	30	34
<u>Juvenile</u>						
Abuse or Neglect	AN	0	12	12	5	7
Child in Need of Services	CS	0	1	1	0	1
Custody Visitation	CV	11	20	20	6	14
Felony	DF	0	3	3	0	3
Misdemeanor	DM	8	11	11	2	9
Foster Care Review	FC	3	3	3	3	-
Initial Foster Care	IF	1	1	1	1	-
Permanency	PH	1	1	1	1	-
Traffic	T	1	1	1	0	1
Truancy	TR	1	2	2	1	1
Juvenile Total		26	55	55	19	36
Lunenburg Totals		49	119	119	49	70

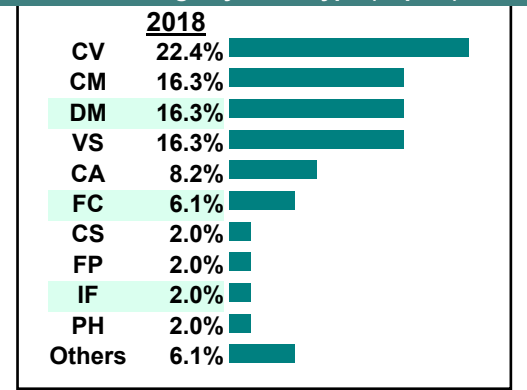
Calendared Filings

	M	T	W	R
Week 1				
Week 2				
Week 3				
Week 4				
Week 5				

% of Filings by Division



% of Filings by Case Type (Top 10)



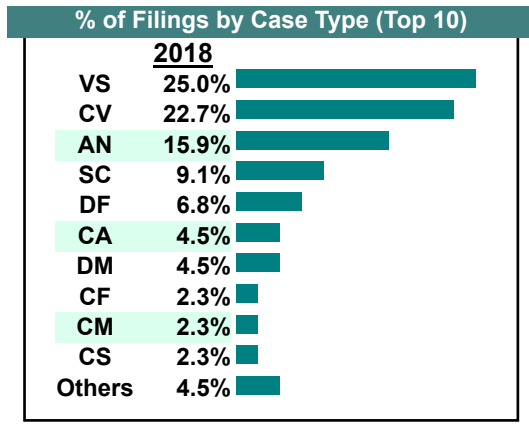
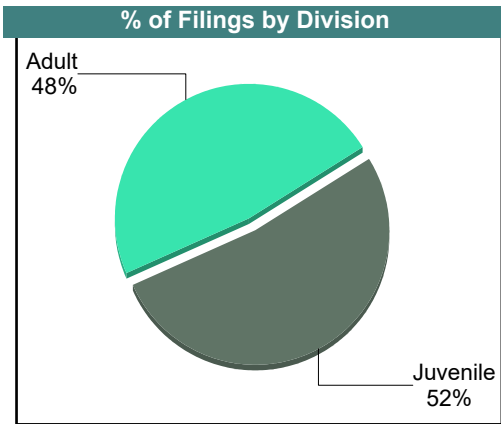
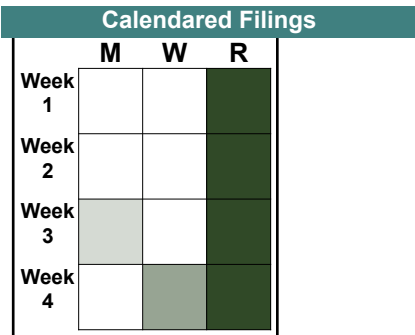
CASELOAD STATISTICS OF THE JUVENILE & DOMESTIC RELATIONS COURTS

October 2018

Lunenburg

District: 10

		<u>Filings</u>	<u>Hearings</u>	<u>Transactions</u>	<u>Concluded</u>	<u>Cont</u>
<u>Adult</u>						
Capias	CA	2	10	10	7	3
Felony	CF	1	1	1	0	1
Misdemeanor	CM	1	2	2	0	2
Crim Support	CS	0	2	2	1	1
Family Abuse - Prot Order	FP	1	3	3	1	2
Motion - Prot Order	MP	1	1	1	1	-
Show Cause	SC	4	19	19	8	11
Civil Support	VS	11	21	21	10	11
Adult Total		21	59	59	28	31
<u>Juvenile</u>						
Abuse or Neglect	AN	7	13	13	0	13
Child in Need of Services	CS	1	2	2	0	2
Custody Visitation	CV	10	25	25	9	16
Felony	DF	3	3	3	0	3
Misdemeanor	DM	2	5	5	2	3
Petition	PT	0	1	1	1	-
Show Cause	SC	0	1	1	1	-
Juvenile Total		23	50	50	13	37
Lunenburg Totals		44	109	109	41	68



CASELOAD STATISTICS OF THE JUVENILE & DOMESTIC RELATIONS COURTS

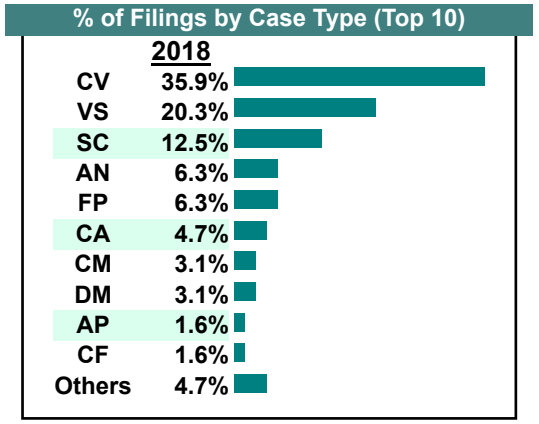
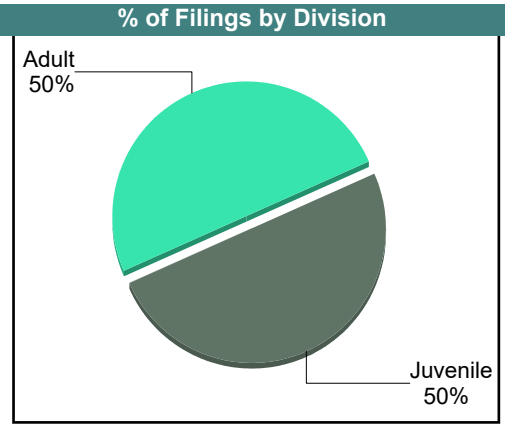
September 2018

Lunenburg

District: 10

		Filings	Hearings	Transactions	Concluded	Cont
Adult						
Capias	CA	3	13	13	2	11
Felony	CF	1	2	2	1	1
Misdemeanor	CM	2	18	18	8	10
Crim Support	CS	1	3	3	1	2
Family Abuse - Prot Order	FP	4	9	9	4	5
Motion - Prot Order	MP	1	1	1	1	-
Show Cause	SC	7	12	12	4	8
Civil Support	VS	13	18	18	10	8
Adult Total		32	76	76	31	45
Juvenile						
Abuse or Neglect	AN	4	4	4	0	4
Non-Family Abuse Prot Order	AP	1	2	2	1	1
Custody Visitation	CV	23	34	34	17	17
Felony	DF	1	2	2	0	2
Misdemeanor	DM	2	4	4	1	3
Show Cause	SC	1	1	1	0	1
Traffic	T	0	2	2	2	-
Juvenile Total		32	49	49	21	28
Lunenburg Totals		64	125	125	52	73

Calendared Filings			
	M	W	R
Week 1			
Week 2			
Week 3			
Week 4			



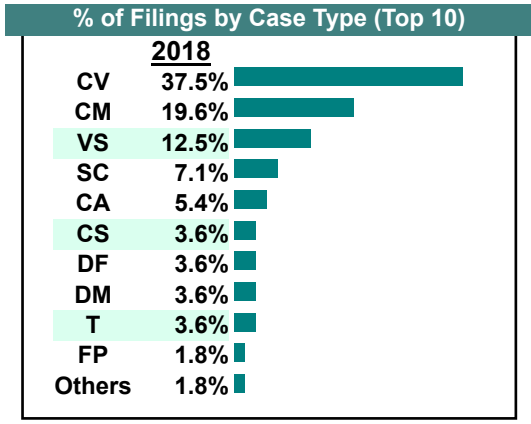
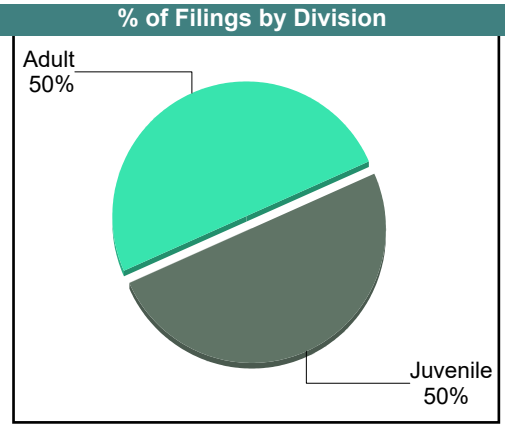

CASELOAD STATISTICS OF THE JUVENILE & DOMESTIC RELATIONS COURTS

August 2018

Lunenburg

District: 10

		<u>Filings</u>	<u>Hearings</u>	<u>Transactions</u>	<u>Concluded</u>	<u>Cont</u>
<u>Adult</u>						
Capias	CA	3	11	11	3	8
Felony	CF	0	4	4	4	-
Misdemeanor	CM	11	19	19	5	14
Crim Support	CS	2	2	2	1	1
Family Abuse - Prot Order	FP	1	3	3	1	2
Show Cause	SC	4	23	23	10	13
Civil Support	VS	7	14	14	10	4
Adult Total		28	76	76	34	42
<u>Juvenile</u>						
Abuse or Neglect	AN	0	1	1	1	-
Custody Visitation	CV	21	30	30	9	21
Felony	DF	2	6	6	3	3
Misdemeanor	DM	2	8	8	5	3
Initial Foster Care	IF	1	1	1	1	-
Petition	PT	0	1	1	0	1
Traffic	T	2	5	5	1	4
Truancy	TR	0	1	1	1	-
Juvenile Total		28	53	53	21	32
Lunenburg Totals		56	129	129	55	74



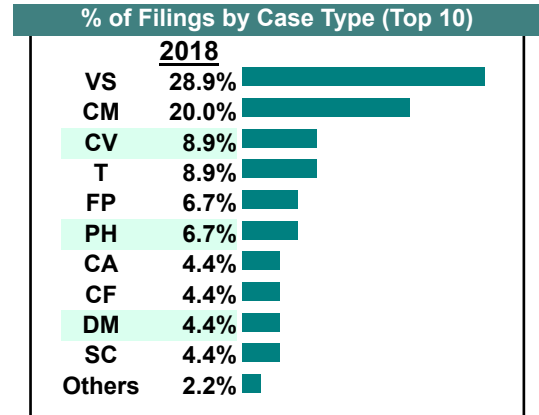
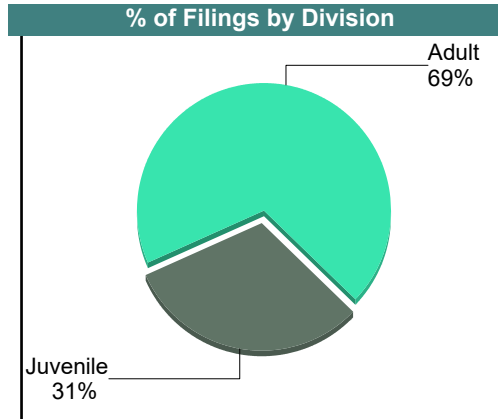
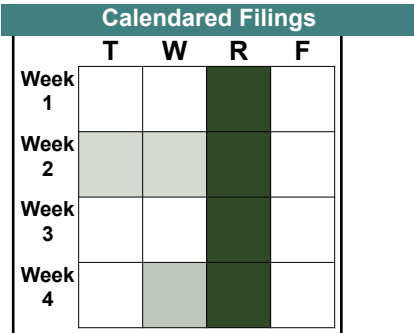
CASELOAD STATISTICS OF THE JUVENILE & DOMESTIC RELATIONS COURTS

July 2018

Lunenburg

District: 10

		<u>Filings</u>	<u>Hearings</u>	<u>Transactions</u>	<u>Concluded</u>	<u>Cont</u>
Adult						
Capias	CA	2	8	8	4	4
Felony	CF	2	3	3	0	3
Misdemeanor	CM	9	20	20	7	13
Family Abuse - Prot Order	FP	3	6	6	1	5
Show Cause	SC	2	8	8	3	5
Civil Support	VS	13	21	21	17	4
Adult Total		31	66	66	32	34
Juvenile						
Abuse or Neglect	AN	0	4	4	3	1
Custody Visitation	CV	4	26	26	24	2
Felony	DF	0	1	1	1	-
Misdemeanor	DM	2	8	8	6	2
Foster Care Review	FC	1	1	1	1	-
Permanency	PH	3	3	3	3	-
Status	ST	0	1	1	1	-
Traffic	T	4	5	5	2	3
Truancy	TR	0	1	1	0	1
Juvenile Total		14	50	50	41	9
Lunenburg Totals		45	116	116	73	43



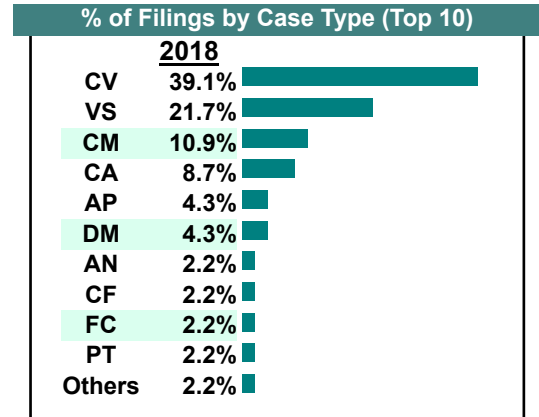
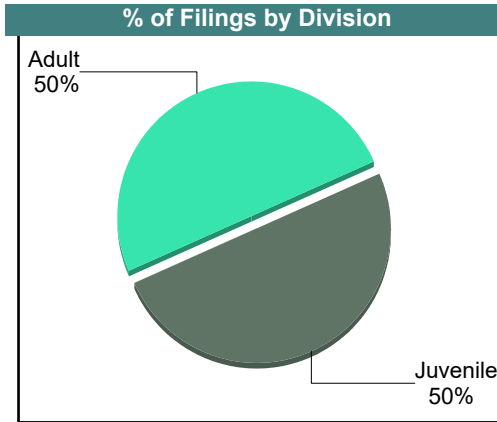

CASELOAD STATISTICS OF THE JUVENILE & DOMESTIC RELATIONS COURTS

June 2018

Lunenburg

District: 10

		Filings	Hearings	Transactions	Concluded	Cont
Adult						
Non-Family Abuse Prot Order	AP	2	3	3	2	1
Capias	CA	4	7	7	0	7
Felony	CF	1	8	8	7	1
Misdemeanor	CM	5	16	16	6	10
Crim Support	CS	0	2	2	1	1
Family Abuse - Prot Order	FP	0	2	2	2	-
Show Cause	SC	1	11	11	2	9
SL/Other	SL	0	1	1	1	-
Civil Support	VS	10	21	21	13	8
Adult Total		23	71	71	34	37
Juvenile						
Abuse or Neglect	AN	1	5	5	0	5
Child in Need of Services	CS	0	3	3	3	-
Custody Visitation	CV	18	35	35	24	11
Felony	DF	0	3	3	1	2
Misdemeanor	DM	2	13	13	4	9
Foster Care Review	FC	1	1	1	1	-
Petition	PT	1	1	1	0	1
Show Cause	SC	0	1	1	0	1
Status	ST	0	2	2	2	-
Traffic	T	0	1	1	1	-
Truancy	TR	0	3	3	3	-
Voluntary Continuing Services Agreement	VA	0	2	2	1	1
Juvenile Total		23	70	70	40	30
Lunenburg Totals		46	141	141	74	67



CASELOAD STATISTICS OF THE JUVENILE & DOMESTIC RELATIONS COURTS

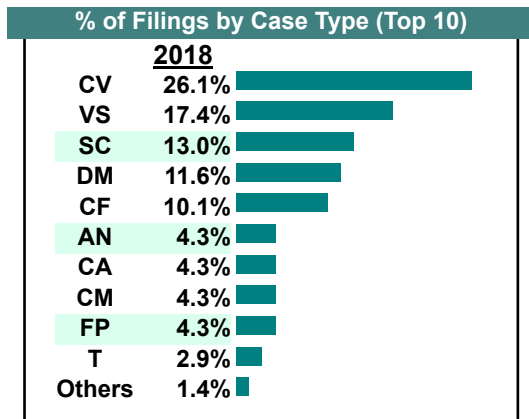
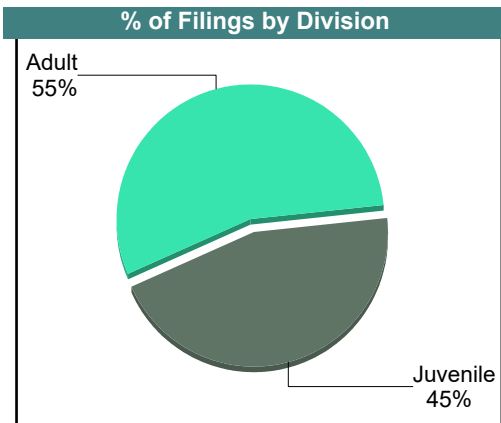
May 2018

Lunenburg

District: 10

		<u>Filings</u>	<u>Hearings</u>	<u>Transactions</u>	<u>Concluded</u>	<u>Cont</u>
<u>Adult</u>						
Capias	CA	3	10	10	3	7
Felony	CF	7	26	26	8	18
Misdemeanor	CM	3	13	13	4	9
Family Abuse - Prot Order	FP	3	6	6	3	3
Protective Order	PC	1	1	1	1	-
Show Cause	SC	9	21	21	6	15
Civil Support	VS	12	19	19	10	9
Adult Total		38	96	96	35	61
<u>Juvenile</u>						
Abuse or Neglect	AN	3	7	7	1	6
Custody Visitation	CV	18	42	42	22	20
Felony	DF	0	4	4	1	3
Misdemeanor	DM	8	21	21	7	14
Status	ST	0	2	2	1	1
Traffic	T	2	4	4	3	1
Truancy	TR	0	3	3	1	2
Juvenile Total		31	83	83	36	47
Lunenburg Totals		69	179	179	71	108

Calendared Filings			
	M	W	R
Week 1			
Week 2			
Week 3			
Week 4			



CASELOAD STATISTICS OF THE JUVENILE & DOMESTIC RELATIONS COURTS

April 2018

Lunenburg

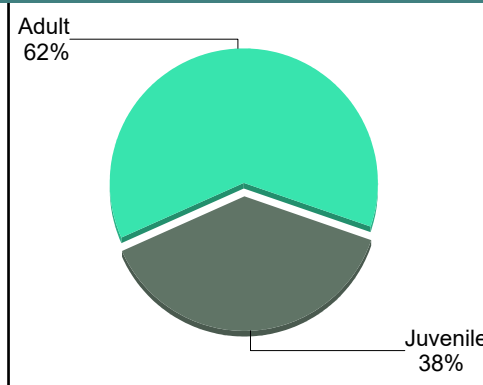
District: 10

		<u>Filings</u>	<u>Hearings</u>	<u>Transactions</u>	<u>Concluded</u>	<u>Cont</u>
<u>Adult</u>						
Capias	CA	1	8	8	4	4
Felony	CF	0	5	5	0	5
Misdemeanor	CM	3	13	13	6	7
Crim Support	CS	1	2	2	1	1
Family Abuse - Prot Order	FP	3	7	7	2	5
Motion - Prot Order	MP	1	1	1	1	-
Show Cause	SC	6	26	26	8	18
SL/Other	SL	1	1	1	0	1
Civil Support	VS	10	17	17	9	8
Adult Total		26	80	80	31	49
<u>Juvenile</u>						
Abuse or Neglect	AN	0	1	1	0	1
Custody Relief	CR	0	1	1	1	-
Custody Visitation	CV	5	33	33	16	17
Felony	DF	1	5	5	1	4
Misdemeanor	DM	6	14	14	9	5
Initial Foster Care	IF	1	1	1	1	-
Juv Support	JS	0	1	1	1	-
Motion - Prot Order	MP	1	1	1	1	-
Status	ST	2	2	2	0	2
Traffic	T	0	1	1	1	-
Truancy	TR	0	2	2	0	2
Juvenile Total		16	62	62	31	31
Lunenburg Totals		42	142	142	62	80

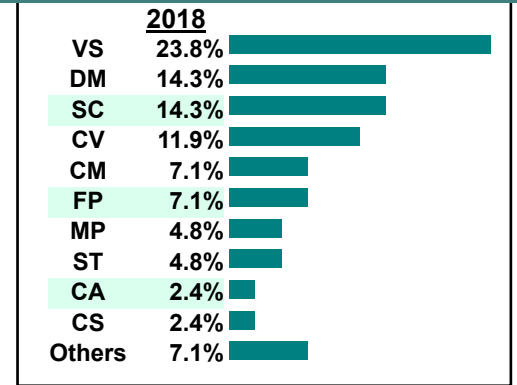
Calendared Filings

	W	R
Week 1		
Week 2		
Week 3		
Week 4		

% of Filings by Division



% of Filings by Case Type (Top 10)



CASELOAD STATISTICS OF THE JUVENILE & DOMESTIC RELATIONS COURTS

March 2018

Lunenburg

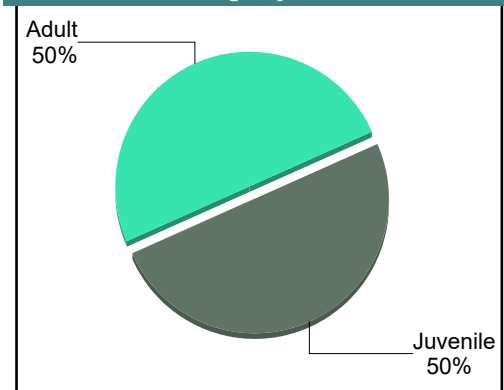
District: 10

		<u>Filings</u>	<u>Hearings</u>	<u>Transactions</u>	<u>Concluded</u>	<u>Cont</u>
<u>Adult</u>						
Capias	CA	4	14	14	7	7
Felony	CF	4	6	6	1	5
Misdemeanor	CM	3	15	15	5	10
Crim Support	CS	1	2	2	1	1
Family Abuse - Prot Order	FP	0	2	2	2	-
Motion - Prot Order	MP	1	1	1	1	-
Show Cause	SC	9	42	42	23	19
Civil Support	VS	10	21	21	11	10
Adult Total		32	103	103	51	52
<u>Juvenile</u>						
Abuse or Neglect	AN	1	2	2	0	2
Custody Relief	CR	0	1	1	0	1
Child in Need of Services	CS	0	1	1	1	-
Custody Visitation	CV	24	26	26	6	20
Felony	DF	2	11	11	4	7
Misdemeanor	DM	3	16	16	7	9
Foster Care Review	FC	1	1	1	1	-
Juv Support	JS	0	1	1	0	1
Truancy	TR	1	4	4	1	3
Juvenile Total		32	63	63	20	43
Lunenburg Totals		64	166	166	71	95

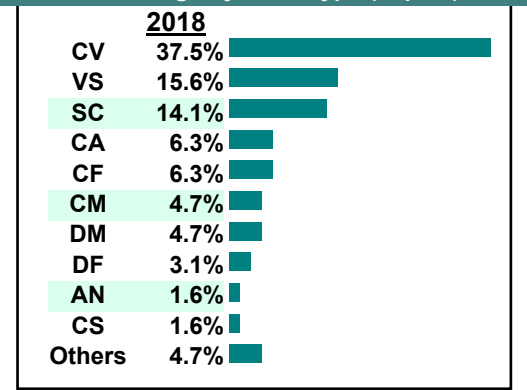
Calendared Filings

	T	W	R
Week 1			
Week 2			
Week 3			
Week 4			
Week 5			

% of Filings by Division



% of Filings by Case Type (Top 10)



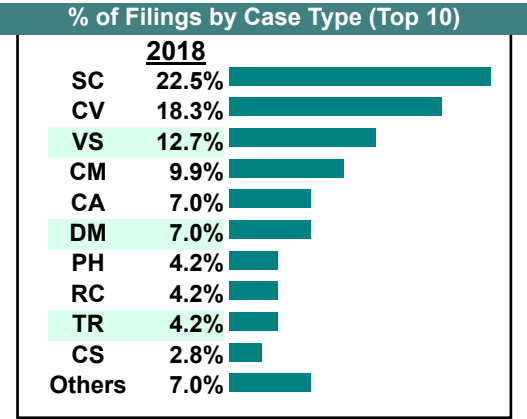
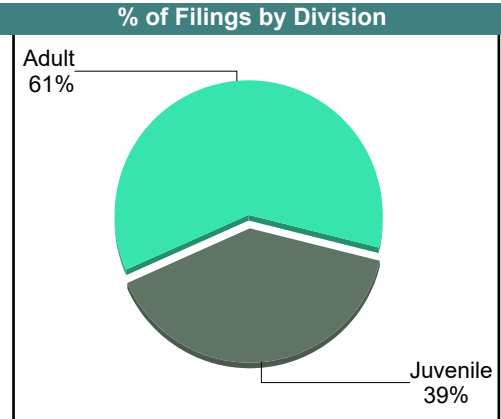

CASELOAD STATISTICS OF THE JUVENILE & DOMESTIC RELATIONS COURTS

February 2018

Lunenburg

District: 10

		<u>Filings</u>	<u>Hearings</u>	<u>Transactions</u>	<u>Concluded</u>	<u>Cont</u>
<u>Adult</u>						
Capias	CA	5	14	14	0	14
Felony	CF	1	1	1	0	1
Misdemeanor	CM	7	17	17	3	14
Crim Support	CS	2	3	3	1	2
Family Abuse - Prot Order	FP	2	5	5	2	3
Motion - Prot Order	MP	1	1	1	1	-
Show Cause	SC	16	43	43	9	34
Civil Support	VS	9	21	21	8	13
Adult Total		43	105	105	24	81
<u>Juvenile</u>						
Abuse or Neglect	AN	0	2	2	1	1
Custody Relief	CR	0	1	1	0	1
Child in Need of Services	CS	0	3	3	0	3
Custody Visitation	CV	13	48	48	16	32
Misdemeanor	DM	5	7	7	1	6
Juv Support	JS	0	1	1	0	1
Permanency	PH	3	3	3	3	-
Remand Custody	RC	3	3	3	3	-
Show Cause	SC	0	1	1	0	1
Status	ST	0	1	1	0	1
Traffic	T	1	1	1	0	1
Truancy	TR	3	6	6	0	6
Juvenile Total		28	77	77	24	53
Lunenburg Totals		71	182	182	48	134



CASELOAD STATISTICS OF THE JUVENILE & DOMESTIC RELATIONS COURTS

January 2018

Lunenburg

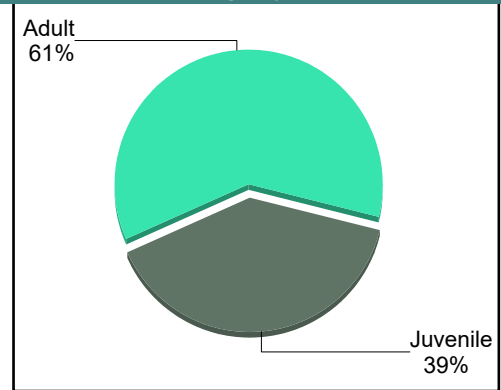
District: 10

		<u>Filings</u>	<u>Hearings</u>	<u>Transactions</u>	<u>Concluded</u>	<u>Cont</u>
Adult						
Capias	CA	3	8	8	1	7
Felony	CF	1	10	10	0	10
Misdemeanor	CM	5	12	12	4	8
Crim Support	CS	1	1	1	0	1
Family Abuse - Prot Order	FP	3	7	7	2	5
Motion - Prot Order	MP	1	1	1	1	-
Remand Support	RS	1	1	1	1	-
Show Cause	SC	17	32	32	10	22
Civil Support	VS	11	20	20	9	11
Adult Total		43	92	92	28	64
Juvenile						
Abuse or Neglect	AN	0	1	1	0	1
Custody Relief	CR	1	2	2	0	2
Child in Need of Services	CS	0	2	2	0	2
Custody Visitation	CV	20	24	24	11	13
Felony	DF	1	10	10	0	10
Misdemeanor	DM	2	10	10	0	10
Juv Support	JS	0	1	1	0	1
Permanency	PH	1	1	1	1	-
Traffic	T	3	3	3	3	-
Truancy	TR	0	1	1	1	-
Juvenile Total		28	55	55	16	39
Lunenburg Totals		71	147	147	44	103

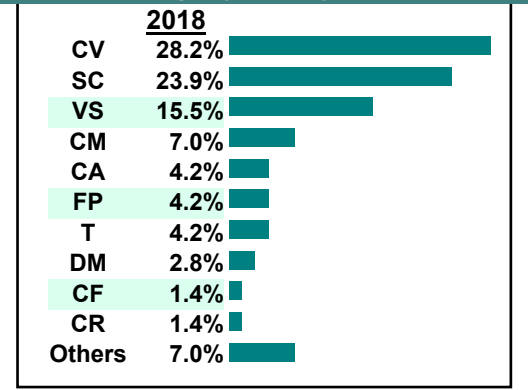
Calendared Filings

	W	R	F
Week 1			
Week 2			
Week 3			
Week 4			

% of Filings by Division



% of Filings by Case Type (Top 10)



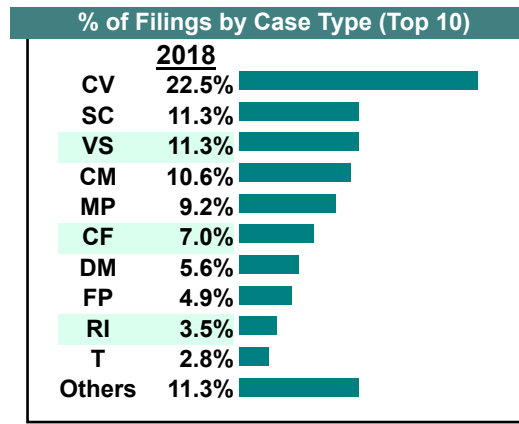
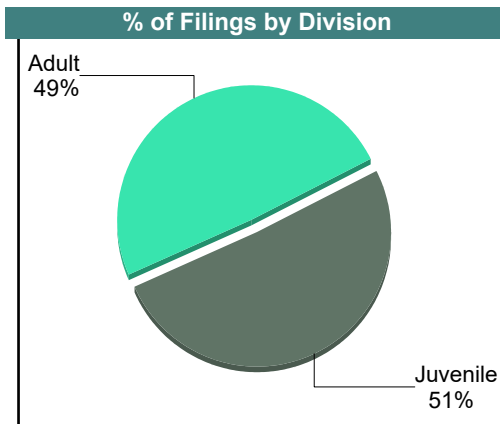
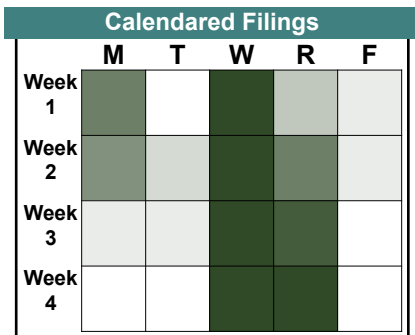
CASELOAD STATISTICS OF THE JUVENILE & DOMESTIC RELATIONS COURTS

December 2018

Mecklenburg

District: 10

		<u>Filings</u>	<u>Hearings</u>	<u>Transactions</u>	<u>Concluded</u>	<u>Cont</u>
<u>Adult</u>						
Capias	CA	2	6	6	1	5
Felony	CF	10	19	19	1	18
Misdemeanor	CM	15	28	28	4	24
Family Abuse - Prot Order	FP	7	14	14	6	8
Motion - Prot Order	MP	3	3	3	3	-
Show Cause	SC	16	38	38	8	30
SL/Other	SL	1	1	1	1	-
Civil Support	VS	16	35	35	12	23
Adult Total		70	144	144	36	108
<u>Juvenile</u>						
Abuse or Neglect	AN	2	10	10	6	4
Non-Family Abuse Prot Order	AP	1	2	2	0	2
Custody Relief	CR	0	1	1	1	-
Child in Need of Services	CS	1	4	4	0	4
Custody Visitation	CV	32	69	69	25	44
Felony	DF	1	9	9	2	7
Misdemeanor	DM	8	16	16	9	7
Foster Care Review	FC	1	2	2	1	1
Motion - Prot Order	MP	10	14	14	7	7
Permanency	PH	3	3	3	3	-
Petition	PT	1	2	2	1	1
Child at Risk	RI	5	19	19	7	12
Status	ST	3	4	4	1	3
Traffic	T	4	4	4	3	1
Juvenile Total		72	159	159	66	93
Mecklenburg Totals		142	303	303	102	201



CASELOAD STATISTICS OF THE JUVENILE & DOMESTIC RELATIONS COURTS

November 2018

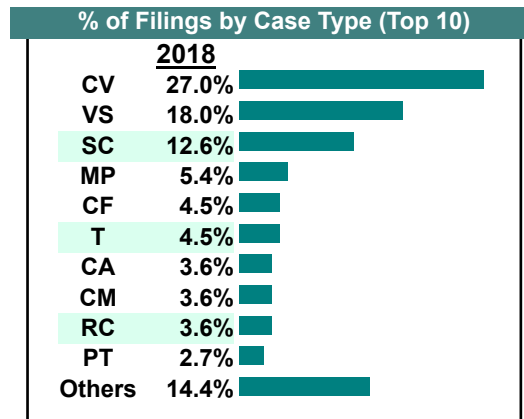
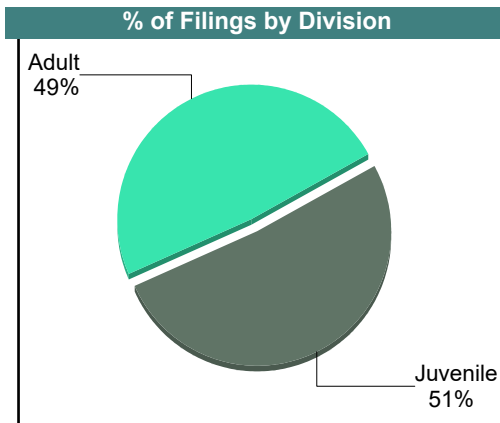

Mecklenburg

District: 10

		Filings	Hearings	Transactions	Concluded	Cont
Adult						
Capias	CA	4	11	11	7	4
Felony	CF	5	11	11	0	11
Misdemeanor	CM	4	32	32	15	17
Family Abuse - Prot Order	FP	2	5	5	4	1
Motion - Prot Order	MP	1	1	1	1	-
Remand Support	RS	3	3	3	3	-
Show Cause	SC	14	24	24	7	17
SL/Other	SL	1	2	2	2	-
Civil Support	VS	20	34	34	20	14
Adult Total		54	123	123	59	64

Juvenile						
Abuse or Neglect	AN	0	4	4	0	4
Non-Family Abuse Prot Order	AP	1	2	2	1	1
Child in Need of Services	CS	1	2	2	0	2
Custody Visitation	CV	30	104	104	54	50
Felony	DF	0	15	15	2	13
Misdemeanor	DM	1	25	25	11	14
Foster Care Review	FC	1	1	1	1	-
Motion - Prot Order	MP	5	18	18	9	9
Permanency	PH	1	1	1	1	-
Petition	PT	3	6	6	6	-
Remand Custody	RC	4	4	4	4	-
Child at Risk	RI	3	14	14	5	9
Remand Visitation	RV	2	2	2	2	-
Status	ST	0	6	6	5	1
Traffic	T	5	7	7	3	4
Juvenile Total		57	211	211	104	107

Mecklenburg Totals		111	334	334	163	171
---------------------------	--	------------	------------	------------	------------	------------



CASELOAD STATISTICS OF THE JUVENILE & DOMESTIC RELATIONS COURTS

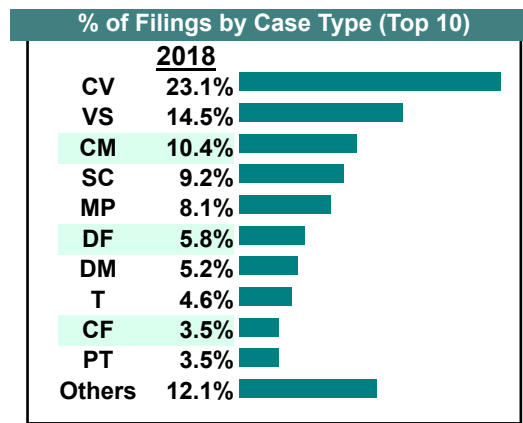
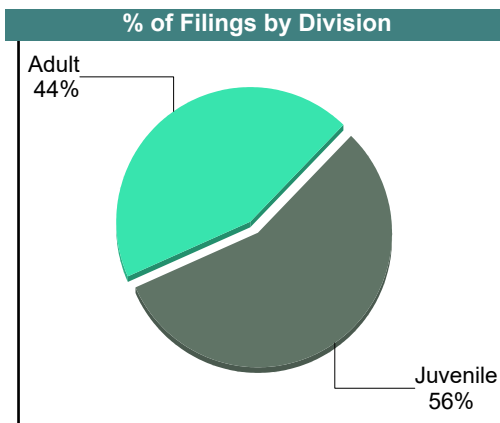
October 2018

Mecklenburg

District: 10

		<u>Filings</u>	<u>Hearings</u>	<u>Transactions</u>	<u>Concluded</u>	<u>Cont</u>
Adult						
Capias	CA	5	17	17	7	10
Felony	CF	6	10	10	3	7
Misdemeanor	CM	18	47	47	15	32
Family Abuse - Prot Order	FP	3	7	7	3	4
Motion - Prot Order	MP	1	2	2	2	-
Show Cause	SC	16	57	57	20	37
SL/Other	SL	2	2	2	1	1
Civil Support	VS	25	41	41	25	16
Adult Total		76	183	183	76	107
Juvenile						
Abuse or Neglect	AN	4	14	14	5	9
Non-Family Abuse Prot Order	AP	0	1	1	1	-
Custody Relief	CR	1	2	2	1	1
Child in Need of Services	CS	0	2	2	0	2
Custody Visitation	CV	40	97	97	46	51
Felony	DF	10	21	21	3	18
Misdemeanor	DM	9	40	40	11	29
Foster Care Review	FC	1	2	2	2	-
Motion - Prot Order	MP	13	20	20	6	14
Permanency	PH	2	2	2	2	-
Petition	PT	6	8	8	5	3
Child at Risk	RI	3	26	26	7	19
Show Cause	SC	0	1	1	0	1
Status	ST	0	7	7	2	5
Traffic	T	8	15	15	8	7
Truancy	TR	0	3	3	0	3
Juvenile Total		97	261	261	99	162
Mecklenburg Totals		173	444	444	175	269

Calendared Filings					
	M	T	W	R	F
Week 1	█		█	█	
Week 2			█	█	
Week 3	█		█	█	
Week 4	█		█	█	
Week 5			█		



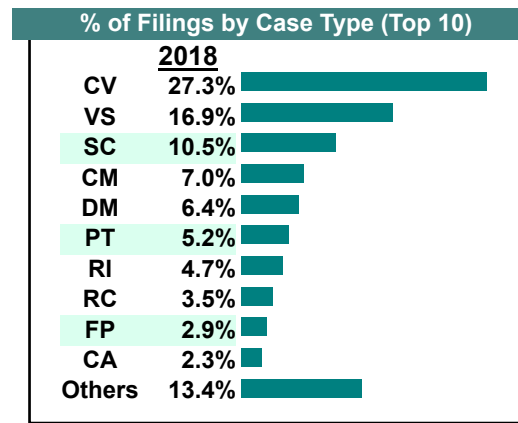
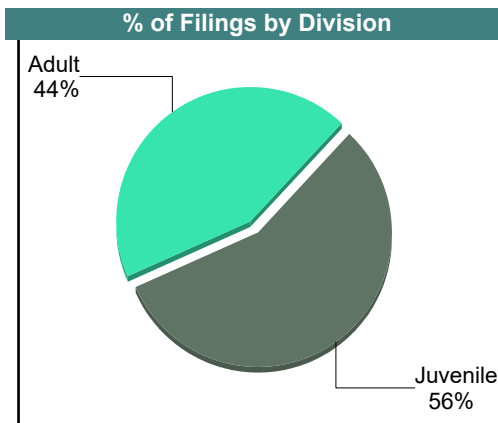
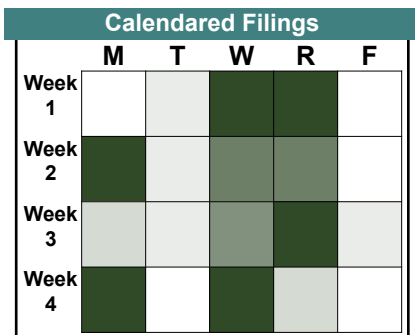
CASELOAD STATISTICS OF THE JUVENILE & DOMESTIC RELATIONS COURTS

September 2018

Mecklenburg

District: 10

		Filings	Hearings	Transactions	Concluded	Cont
Adult						
Capias	CA	4	15	15	9	6
Felony	CF	3	7	7	3	4
Misdemeanor	CM	12	33	33	13	20
Family Abuse - Prot Order	FP	5	12	12	6	6
Motion - Prot Order	MP	1	1	1	0	1
Remand Support	RS	3	3	3	3	-
Show Cause	SC	18	51	51	29	22
Civil Support	VS	29	43	43	29	14
Adult Total		75	165	165	92	73
Juvenile						
Abuse or Neglect	AN	2	10	10	3	7
Non-Family Abuse Prot Order	AP	1	1	1	0	1
Custody Relief	CR	1	2	2	1	1
Child in Need of Services	CS	1	1	1	0	1
Custody Visitation	CV	47	83	83	33	50
Felony	DF	2	10	10	0	10
Misdemeanor	DM	11	19	19	5	14
Foster Care Review	FC	2	2	2	2	-
Initial Foster Care	IF	1	1	1	1	-
Motion - Prot Order	MP	2	16	16	8	8
Permanency	PH	1	1	1	1	-
Petition	PT	9	9	9	7	2
Remand Custody	RC	6	6	6	6	-
Child at Risk	RI	8	16	16	1	15
Status	ST	0	6	6	0	6
Traffic	T	1	2	2	1	1
Truancy	TR	2	4	4	0	4
Juvenile Total		97	189	189	69	120
Mecklenburg Totals		172	354	354	161	193



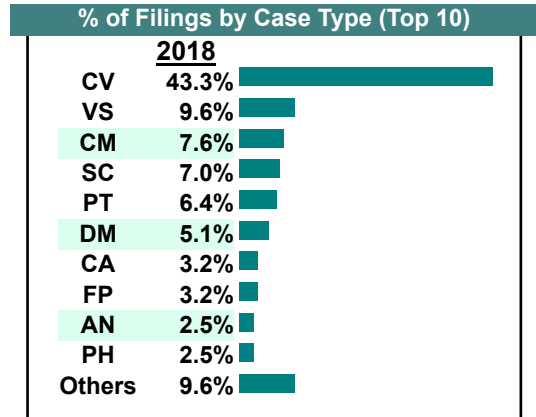
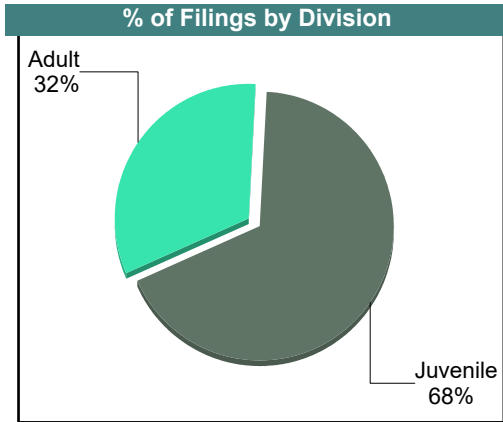
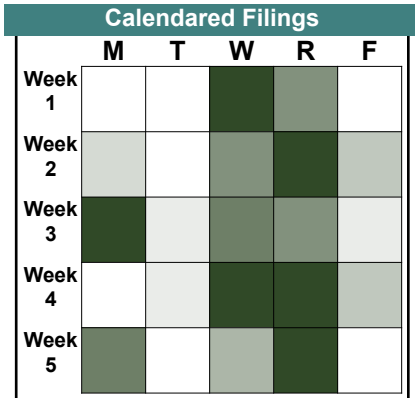
CASELOAD STATISTICS OF THE JUVENILE & DOMESTIC RELATIONS COURTS

August 2018

Mecklenburg

District: 10

		<u>Filings</u>	<u>Hearings</u>	<u>Transactions</u>	<u>Concluded</u>	<u>Cont</u>
Adult						
Non-Family Abuse Prot Order	AP	0	1	1	1	-
Capias	CA	5	26	26	15	11
Felony	CF	2	11	11	4	7
Misdemeanor	CM	12	41	41	14	27
Family Abuse - Prot Order	FP	5	9	9	4	5
Motion - Prot Order	MP	1	2	2	1	1
Show Cause	SC	11	81	81	39	42
Civil Support	VS	15	61	61	44	17
Adult Total		51	232	232	122	110
Juvenile						
Abuse or Neglect	AN	4	13	13	1	12
Custody Relief	CR	1	1	1	0	1
Child in Need of Services	CS	0	1	1	0	1
Custody Visitation	CV	68	171	171	88	83
Felony	DF	1	7	7	1	6
Misdemeanor	DM	8	16	16	3	13
Foster Care Review	FC	2	3	3	1	2
Motion - Prot Order	MP	2	18	18	6	12
Permanency	PH	4	5	5	4	1
Petition	PT	10	10	10	8	2
Child at Risk	RI	4	10	10	2	8
Status	ST	0	4	4	0	4
Traffic	T	2	13	13	11	2
Juvenile Total		106	272	272	125	147
Mecklenburg Totals		157	504	504	247	257



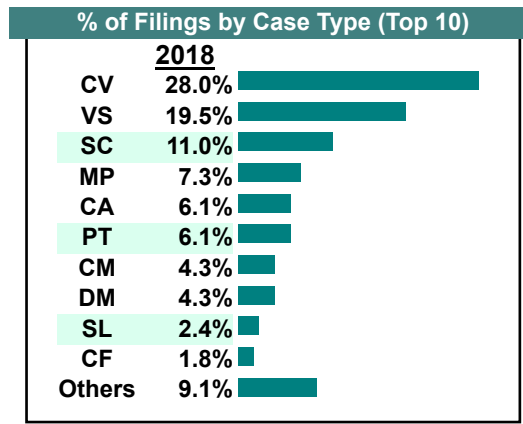
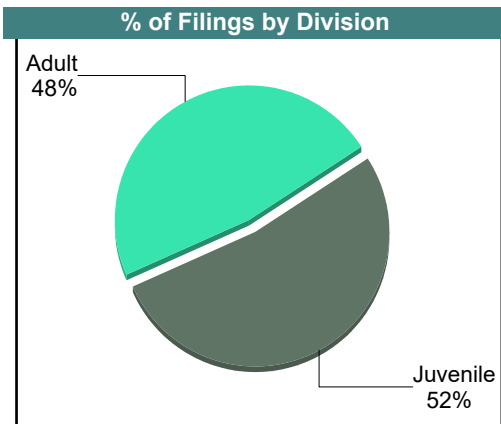
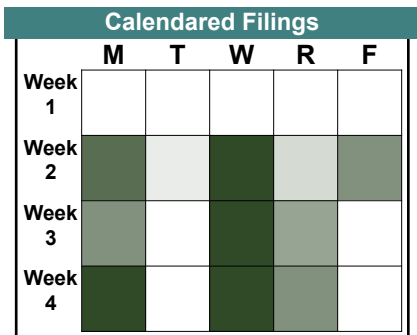
CASELOAD STATISTICS OF THE JUVENILE & DOMESTIC RELATIONS COURTS

July 2018

Mecklenburg

District: 10

		<u>Filings</u>	<u>Hearings</u>	<u>Transactions</u>	<u>Concluded</u>	<u>Cont</u>
<u>Adult</u>						
Capias	CA	10	36	36	14	22
Felony	CF	3	5	5	0	5
Misdemeanor	CM	7	31	31	11	20
Family Abuse - Prot Order	FP	3	7	7	4	3
Motion - Prot Order	MP	1	1	1	1	-
Show Cause	SC	18	110	110	39	71
SL/Other	SL	4	6	6	4	2
Civil Support	VS	32	63	63	31	32
Adult Total		78	259	259	104	155
<u>Juvenile</u>						
Abuse or Neglect	AN	2	14	14	9	5
Non-Family Abuse Prot Order	AP	0	1	1	1	-
Custody Relief	CR	0	4	4	4	-
Custody Visitation	CV	46	102	102	41	61
Felony	DF	1	12	12	2	10
Misdemeanor	DM	7	19	19	7	12
Motion - Prot Order	MP	11	22	22	8	14
Permanency	PH	2	2	2	2	-
Petition	PT	10	11	11	11	-
Remand Custody	RC	2	2	2	2	-
Child at Risk	RI	0	10	10	7	3
Status	ST	3	7	7	2	5
Traffic	T	2	4	4	3	1
Truancy	TR	0	3	3	0	3
Juvenile Total		86	213	213	99	114
Mecklenburg Totals		164	472	472	203	269



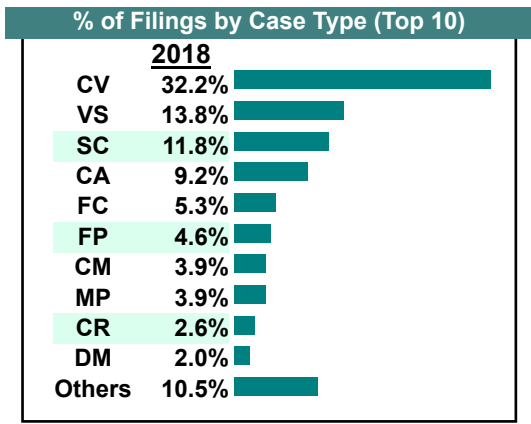
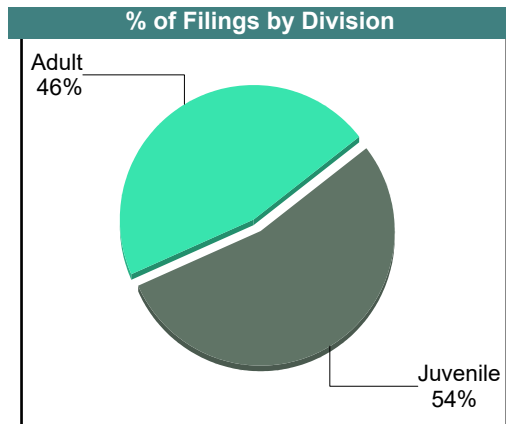
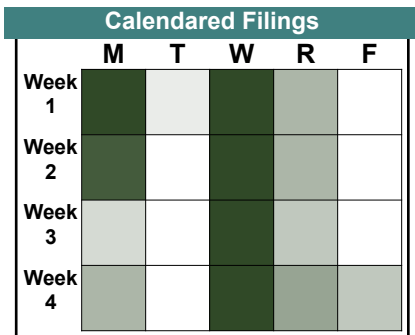
CASELOAD STATISTICS OF THE JUVENILE & DOMESTIC RELATIONS COURTS

June 2018

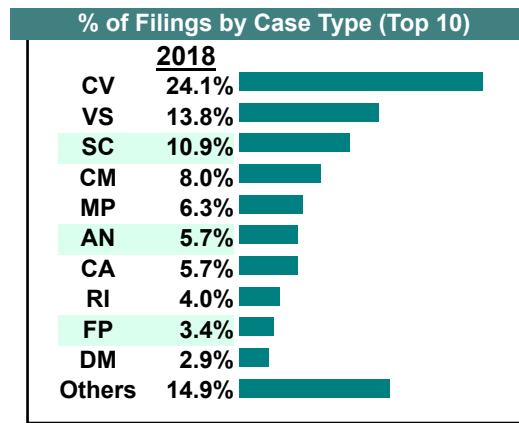
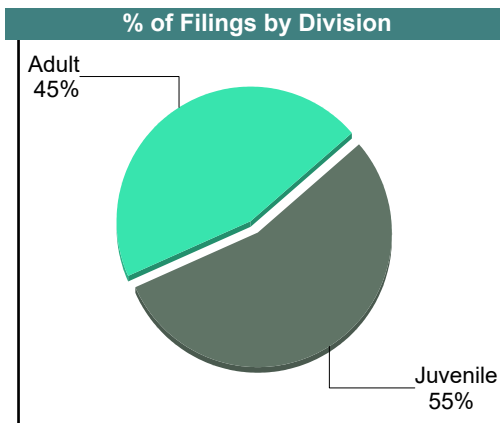

Mecklenburg

District: 10

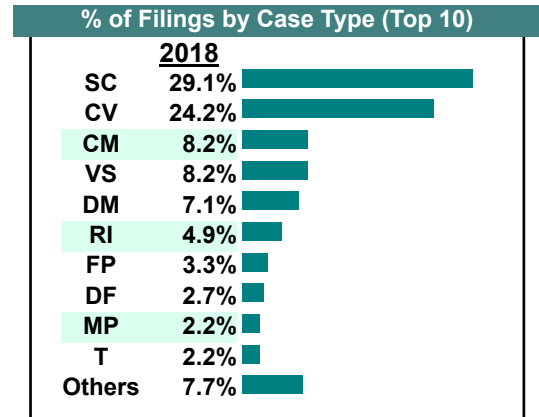
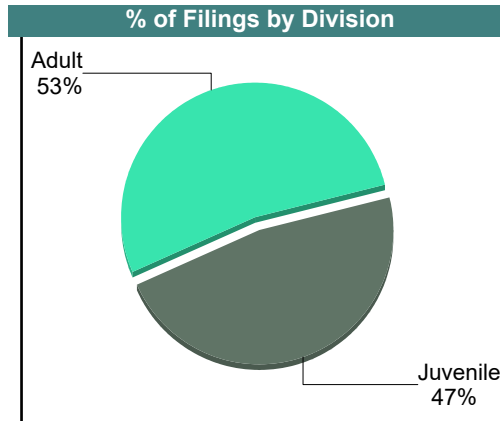
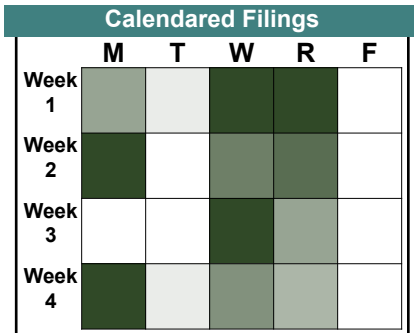
		<u>Filings</u>	<u>Hearings</u>	<u>Transactions</u>	<u>Concluded</u>	<u>Cont</u>
<u>Adult</u>						
Non-Family Abuse Prot Order	AP	1	2	2	1	1
Capias	CA	14	25	25	4	21
Felony	CF	0	6	6	2	4
Misdemeanor	CM	6	35	35	13	22
Family Abuse - Prot Order	FP	7	16	16	6	10
Motion - Prot Order	MP	1	1	1	1	-
Violation Fam Abuse PO	PS	1	1	1	1	-
Remand Support	RS	1	1	1	1	-
Show Cause	SC	18	96	96	28	68
Civil Support	VS	21	50	50	25	25
Adult Total		70	233	233	82	151
<u>Juvenile</u>						
Abuse or Neglect	AN	1	21	21	5	16
Non-Family Abuse Prot Order	AP	0	2	2	0	2
Custody Relief	CR	4	5	5	1	4
Child in Need of Services	CS	0	1	1	0	1
Custody Visitation	CV	49	122	122	46	74
Felony	DF	1	13	13	2	11
Misdemeanor	DM	3	17	17	5	12
Entrustment	ET	2	2	2	2	-
Foster Care Review	FC	8	8	8	8	-
Motion - Prot Order	MP	5	14	14	8	6
Permanency	PH	2	2	2	2	-
Petition	PT	1	4	4	4	-
Child at Risk	RI	2	23	23	12	11
Show Cause	SC	0	2	2	0	2
Status	ST	0	8	8	0	8
Traffic	T	2	2	2	0	2
Truancy	TR	2	4	4	0	4
Juvenile Total		82	250	250	95	153
Mecklenburg Totals		152	483	483	177	304



		Filings	Hearings	Transactions	Concluded	Cont
Adult						
Non-Family Abuse Prot Order	AP	1	2	2	0	2
Capias	CA	10	23	23	5	18
Felony	CF	3	13	13	5	8
Misdemeanor	CM	14	63	63	20	43
Family Abuse - Prot Order	FP	5	15	15	6	9
Motion - Prot Order	MP	1	1	1	1	-
Show Cause	SC	19	89	89	32	57
SL/Other	SL	2	2	2	2	-
Civil Support	VS	24	59	59	23	36
Adult Total		79	267	267	94	173
Juvenile						
Abuse or Neglect	AN	10	18	18	0	18
Non-Family Abuse Prot Order	AP	1	4	4	2	2
Custody Relief	CR	1	1	1	1	-
Custody Visitation	CV	42	115	115	53	62
Felony	DF	0	21	21	3	18
Misdemeanor	DM	5	28	28	15	13
Entrustment	ET	1	1	1	1	-
Foster Care Review	FC	2	2	2	2	-
Family Abuse - Prot Order	FP	1	1	1	1	-
Motion - Prot Order	MP	10	18	18	0	18
Permanency	PH	2	2	2	2	-
Petition	PT	3	6	6	4	2
Child at Risk	RI	7	33	33	3	30
Status	ST	4	7	7	1	6
Traffic	T	5	15	15	8	7
Term Parental Rights	TP	1	1	1	1	-
Juvenile Total		95	273	273	97	176
Mecklenburg Totals		174	540	540	191	349



		Filings	Hearings	Transactions	Concluded	Cont
Adult						
Capias	CA	2	18	18	7	11
Felony	CF	2	10	10	0	10
Misdemeanor	CM	15	34	34	7	27
Family Abuse - Prot Order	FP	6	12	12	5	7
Motion - Prot Order	MP	1	2	2	2	-
Show Cause	SC	53	140	140	49	91
SL/Other	SL	2	2	2	2	-
Civil Support	VS	15	53	53	18	35
Adult Total		96	271	271	90	181
Juvenile						
Abuse or Neglect	AN	1	8	8	0	8
Custody Visitation	CV	44	117	117	47	70
Felony	DF	5	28	28	7	21
Misdemeanor	DM	13	37	37	11	26
Foster Care Review	FC	3	4	4	3	1
Motion - Prot Order	MP	3	5	5	5	-
Petition	PT	1	7	7	4	3
Child at Risk	RI	9	31	31	3	28
Status	ST	1	2	2	1	1
Traffic	T	4	12	12	6	6
Term Parental Rights	TP	2	2	2	2	-
Truancy	TR	0	1	1	1	-
Juvenile Total		86	254	254	90	164
Mecklenburg Totals		182	525	525	180	345



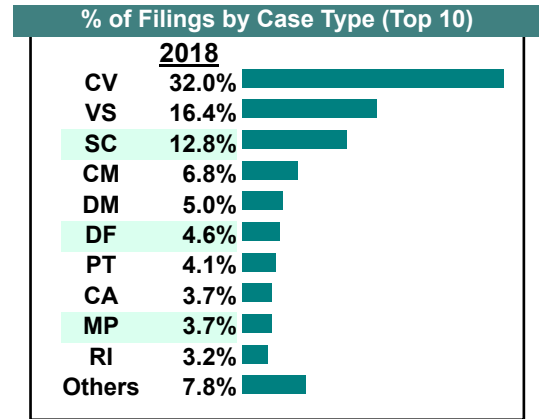
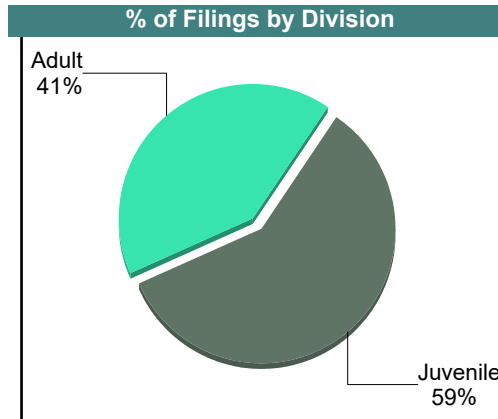
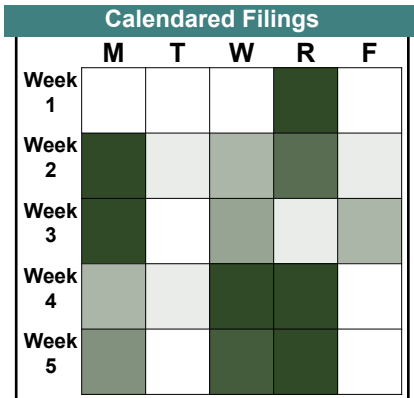
CASELOAD STATISTICS OF THE JUVENILE & DOMESTIC RELATIONS COURTS

March 2018

Mecklenburg

District: 10

		<u>Filings</u>	<u>Hearings</u>	<u>Transactions</u>	<u>Concluded</u>	<u>Cont</u>
<u>Adult</u>						
Capias	CA	8	19	19	6	13
Felony	CF	2	9	9	4	5
Misdemeanor	CM	15	49	49	15	34
Family Abuse - Prot Order	FP	1	10	10	4	6
Motion - Prot Order	MP	0	1	1	0	1
Show Cause	SC	28	123	123	39	84
Civil Support	VS	36	54	54	33	21
Adult Total		90	265	265	101	164
<u>Juvenile</u>						
Abuse or Neglect	AN	6	11	11	5	6
Non-Family Abuse Prot Order	AP	0	2	2	0	2
Custody Relief	CR	1	4	4	1	3
Custody Visitation	CV	70	129	129	53	76
Felony	DF	10	30	30	1	29
Misdemeanor	DM	11	24	24	7	17
Foster Care Review	FC	2	2	2	2	-
Motion - Prot Order	MP	8	16	16	8	8
Petition	PT	9	16	16	12	4
Child at Risk	RI	7	20	20	3	17
Status	ST	1	6	6	0	6
Traffic	T	4	13	13	7	6
Truancy	TR	0	1	1	1	-
Juvenile Total		129	274	274	100	174
Mecklenburg Totals		219	539	539	201	338



CASELOAD STATISTICS OF THE JUVENILE & DOMESTIC RELATIONS COURTS

February 2018

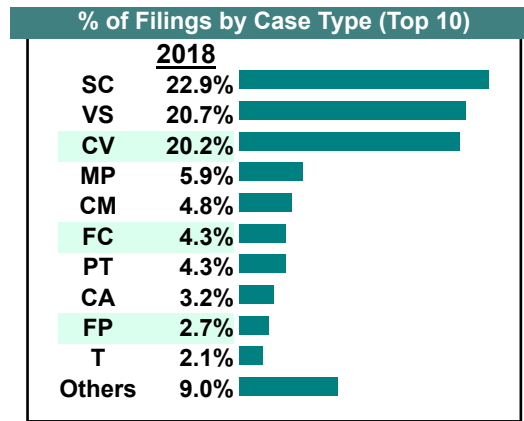
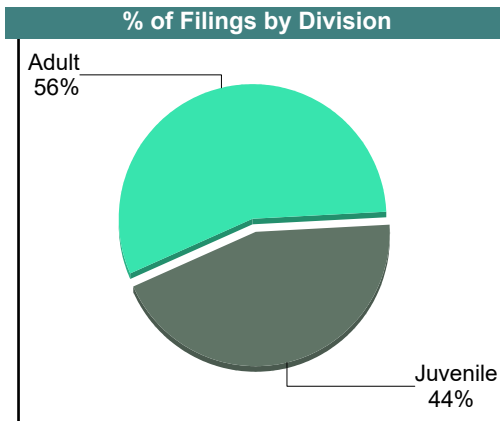

Mecklenburg

District: 10

		<u>Filings</u>	<u>Hearings</u>	<u>Transactions</u>	<u>Concluded</u>	<u>Cont</u>
<u>Adult</u>						
Capias	CA	6	14	14	7	7
Felony	CF	1	4	4	1	3
Misdemeanor	CM	9	40	40	18	22
Family Abuse - Prot Order	FP	5	15	15	6	9
Motion - Prot Order	MP	2	2	2	1	1
Show Cause	SC	43	139	139	38	101
Civil Support	VS	39	85	85	38	47
Adult Total		105	299	299	109	190

<u>Juvenile</u>						
Abuse or Neglect	AN	0	9	9	4	5
Non-Family Abuse Prot Order	AP	3	7	7	3	4
Custody Relief	CR	0	1	1	1	-
Child in Need of Services	CS	0	1	1	0	1
Custody Visitation	CV	38	132	132	69	62
Felony	DF	2	15	15	1	14
Misdemeanor	DM	2	19	20	8	12
Foster Care Review	FC	8	8	8	8	-
Initial Foster Care	IF	1	1	1	1	-
Motion - Prot Order	MP	9	15	15	7	8
Permanency	PH	3	3	3	3	-
Petition	PT	8	10	10	8	2
Child at Risk	RI	3	12	12	0	12
Show Cause	SC	0	1	1	0	1
Status	ST	1	3	3	0	3
Traffic	T	4	11	11	5	6
Truancy	TR	1	2	2	0	2
Juvenile Total		83	250	251	118	132

Mecklenburg Totals		188	549	550	227	322
---------------------------	--	------------	------------	------------	------------	------------



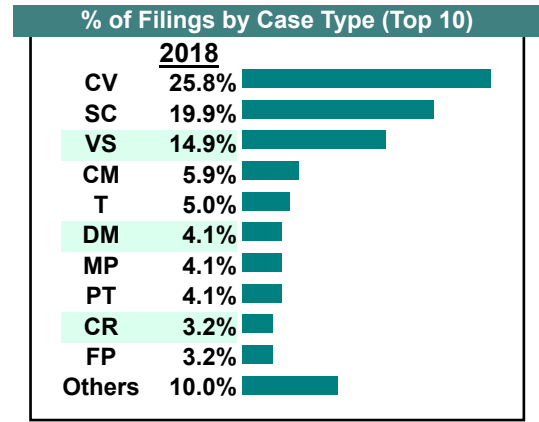
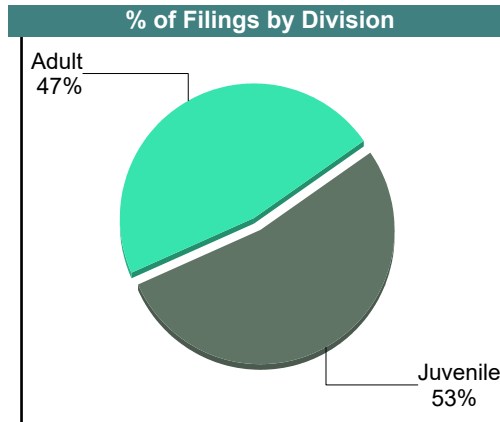

CASELOAD STATISTICS OF THE JUVENILE & DOMESTIC RELATIONS COURTS

January 2018

Mecklenburg

District: 10

		<u>Filings</u>	<u>Hearings</u>	<u>Transactions</u>	<u>Concluded</u>	<u>Cont</u>
<u>Adult</u>						
Capias	CA	4	26	26	8	18
Felony	CF	2	12	12	2	10
Misdemeanor	CM	13	56	56	18	38
Family Abuse - Prot Order	FP	7	11	11	3	8
Motion - Prot Order	MP	1	1	1	1	-
Show Cause	SC	44	121	121	20	101
Civil Support	VS	33	67	67	22	45
Adult Total		104	294	294	74	220
<u>Juvenile</u>						
Abuse or Neglect	AN	5	14	14	1	13
Non-Family Abuse Prot Order	AP	2	4	4	0	4
Custody Relief	CR	7	11	11	5	6
Child in Need of Services	CS	0	2	2	0	2
Custody Visitation	CV	57	153	153	59	94
Felony	DF	0	17	17	2	15
Misdemeanor	DM	9	33	33	7	26
Foster Care Review	FC	1	1	1	1	-
Motion - Prot Order	MP	8	10	10	1	9
Permanency	PH	1	2	2	1	1
Petition	PT	9	15	15	9	6
Child at Risk	RI	6	27	27	10	17
Status	ST	0	1	1	0	1
Traffic	T	11	17	17	3	14
Truancy	TR	1	1	1	1	-
Juvenile Total		117	308	308	100	208
Mecklenburg Totals		221	602	602	174	428



CASELOAD STATISTICS OF THE JUVENILE & DOMESTIC RELATIONS COURTS

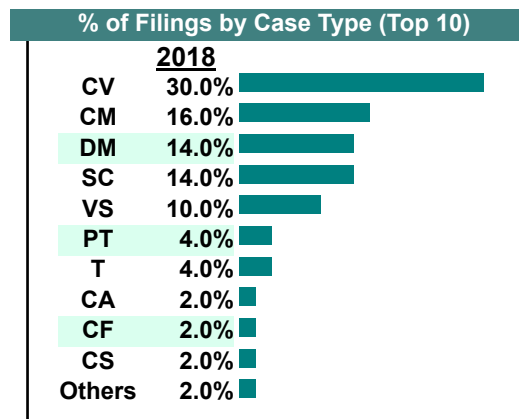
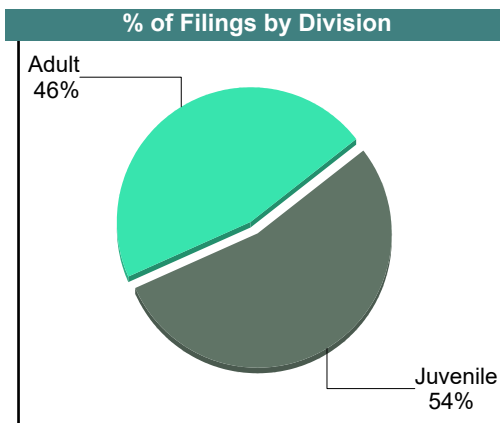
Prince Edward

District: 10

December 2018

		<u>Filings</u>	<u>Hearings</u>	<u>Transactions</u>	<u>Concluded</u>	<u>Cont</u>
<u>Adult</u>						
Capias	CA	1	3	3	1	2
Felony	CF	1	7	7	1	6
Misdemeanor	CM	8	16	16	1	15
Family Abuse - Prot Order	FP	0	2	2	0	2
Remand Support	RS	1	1	1	1	-
Show Cause	SC	7	36	36	8	28
Civil Support	VS	5	13	13	2	11
Adult Total		23	78	78	14	64
<u>Juvenile</u>						
Child in Need of Services	CS	1	2	2	0	2
Custody Visitation	CV	15	36	36	23	13
Felony	DF	0	13	13	2	11
Misdemeanor	DM	7	18	18	9	9
Petition	PT	2	2	2	0	2
Show Cause	SC	0	1	1	0	1
Traffic	T	2	4	4	1	3
Juvenile Total		27	76	76	35	41
Prince Edward Totals		50	154	154	49	105

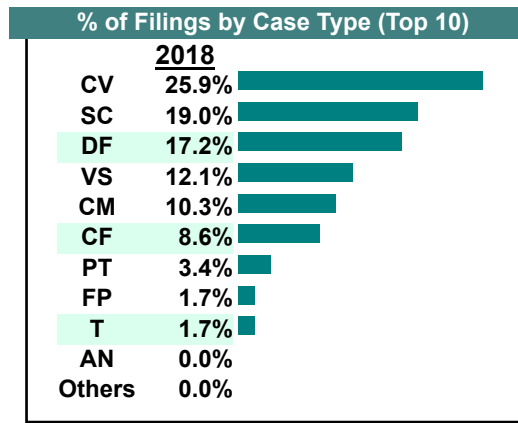
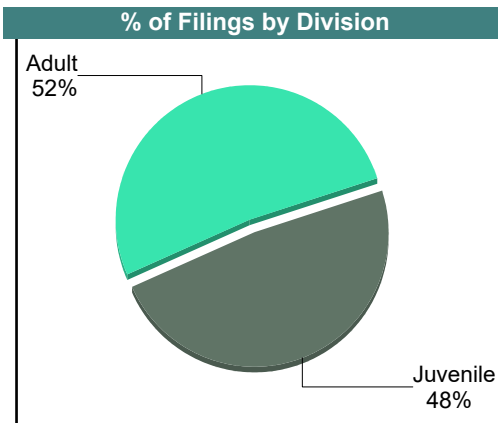
Calendared Filings					
	M	T	W	R	F
Week 1					
Week 2					
Week 3					
Week 4					



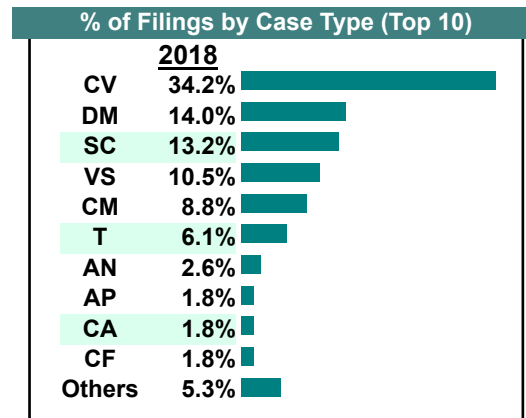
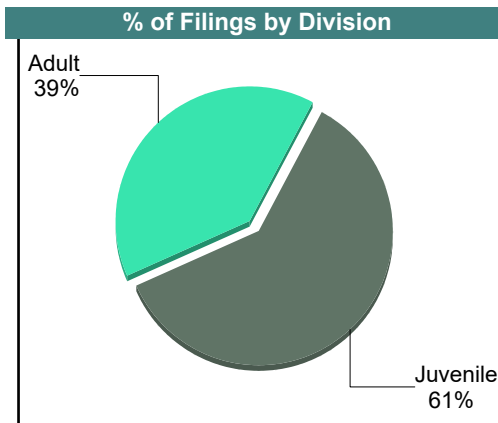
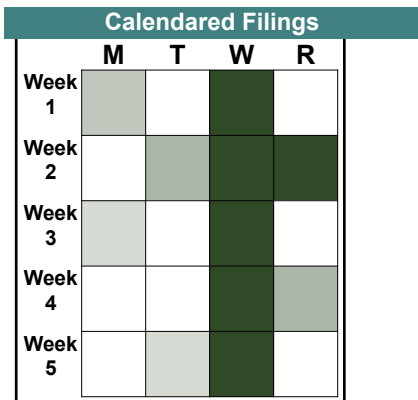
November 2018

		<u>Filings</u>	<u>Hearings</u>	<u>Transactions</u>	<u>Concluded</u>	<u>Cont</u>
Adult						
Capias	CA	0	4	4	3	1
Felony	CF	5	7	7	1	6
Misdemeanor	CM	6	24	24	8	16
Family Abuse - Prot Order	FP	1	5	5	2	3
Show Cause	SC	11	41	41	11	30
Civil Support	VS	7	25	25	11	14
Adult Total		30	106	106	36	70
Juvenile						
Abuse or Neglect	AN	0	13	13	3	10
Non-Family Abuse Prot Order	AP	0	1	1	1	-
Custody Visitation	CV	15	46	46	22	24
Felony	DF	10	13	13	3	10
Misdemeanor	DM	0	10	10	6	4
Petition	PT	2	2	2	0	2
Traffic	T	1	6	6	6	-
Juvenile Total		28	91	91	41	50
Prince Edward Totals		58	197	197	77	120

Calendared Filings					
	M	T	W	R	F
Week 1					
Week 2					
Week 3					
Week 4					



		Filings	Hearings	Transactions	Concluded	Cont
Adult						
Non-Family Abuse Prot Order	AP	1	2	2	1	1
Capias	CA	2	10	10	5	5
Felony	CF	2	6	6	0	6
Misdemeanor	CM	10	32	32	15	17
Family Abuse - Prot Order	FP	1	6	6	2	4
Other	OT	1	1	1	1	-
Show Cause	SC	15	59	59	20	39
SL/Other	SL	1	1	1	1	-
Civil Support	VS	12	29	29	11	17
Adult Total		45	146	146	56	89
Juvenile						
Abuse or Neglect	AN	3	9	9	3	6
Non-Family Abuse Prot Order	AP	1	1	1	0	1
Child in Need of Services	CS	1	1	1	0	1
Custody Visitation	CV	39	69	69	44	25
Felony	DF	0	11	11	4	7
Misdemeanor	DM	16	29	29	14	15
Entrustment	ET	1	1	1	1	-
Petition	PT	1	1	1	0	1
Show Cause	SC	0	1	1	0	1
Traffic	T	7	14	15	11	4
Juvenile Total		69	137	138	77	61
Prince Edward Totals		114	283	284	133	150



CASELOAD STATISTICS OF THE JUVENILE & DOMESTIC RELATIONS COURTS

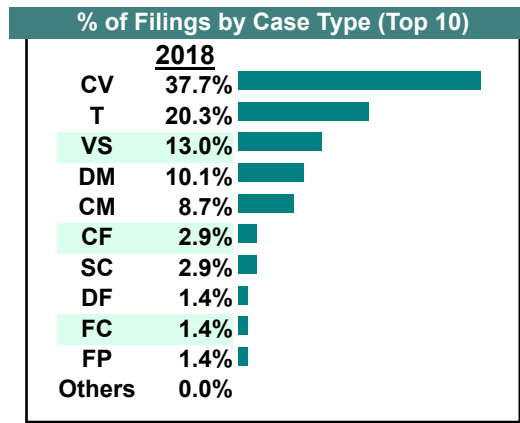
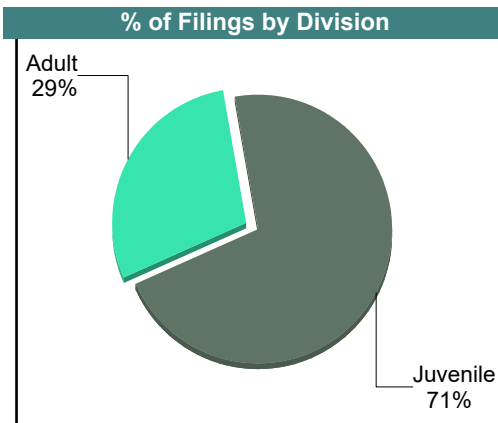
Prince Edward

September 2018

District: 10

		<u>Filings</u>	<u>Hearings</u>	<u>Transactions</u>	<u>Concluded</u>	<u>Cont</u>
<u>Adult</u>						
Non-Family Abuse Prot Order	AP	0	1	1	1	-
Capias	CA	0	4	4	2	2
Felony	CF	2	2	2	0	2
Misdemeanor	CM	6	27	27	17	10
Family Abuse - Prot Order	FP	1	4	4	1	3
Show Cause	SC	2	23	23	12	11
Civil Support	VS	9	23	23	11	12
Adult Total		20	84	84	44	40
<u>Juvenile</u>						
Child in Need of Services	CS	0	1	1	1	-
Custody Visitation	CV	26	62	62	43	19
Felony	DF	1	9	9	2	7
Misdemeanor	DM	7	28	28	10	18
Foster Care Review	FC	1	1	1	1	-
Traffic	T	14	13	17	7	10
Juvenile Total		49	114	118	64	54
Prince Edward Totals		69	198	202	108	94

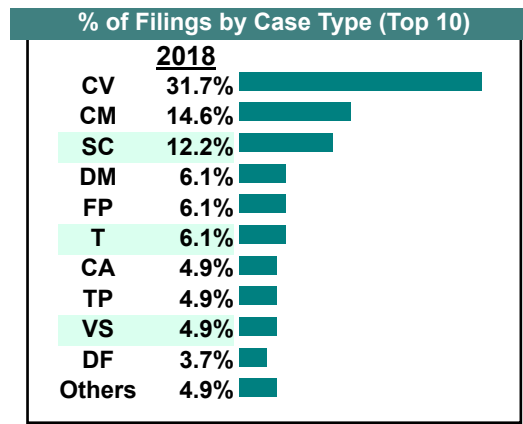
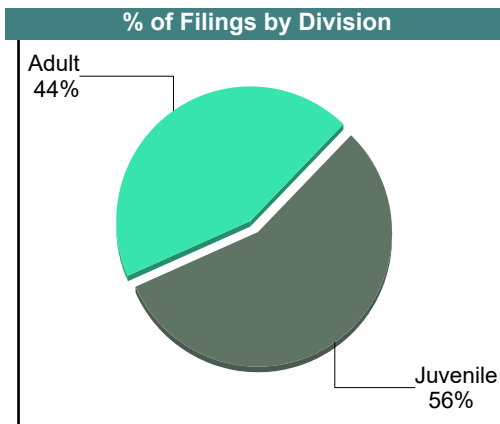
Calendared Filings				
	M	T	W	R
Week 1				
Week 2				
Week 3				
Week 4				



August 2018

		Filings	Hearings	Transactions	Concluded	Cont
Adult						
Non-Family Abuse Prot Order	AP	1	1	1	0	1
Capias	CA	4	9	9	2	7
Felony	CF	0	6	6	6	-
Misdemeanor	CM	12	45	45	12	33
Family Abuse - Prot Order	FP	5	13	13	5	8
Show Cause	SC	10	33	33	4	29
Civil Support	VS	4	27	27	17	10
Adult Total		36	134	134	46	88
Juvenile						
Abuse or Neglect	AN	0	13	13	7	6
Custody Visitation	CV	26	61	61	36	25
Felony	DF	3	16	16	0	16
Misdemeanor	DM	5	33	33	9	24
Permanency	PH	2	2	2	2	-
Show Cause	SC	0	2	2	1	1
Status	ST	1	2	2	2	-
Traffic	T	5	12	12	6	6
Term Parental Rights	TP	4	4	4	4	-
Truancy	TR	0	1	1	1	-
Juvenile Total		46	146	146	68	78
Prince Edward Totals		82	280	280	114	166

	M	T	W	R	F
Week 1					
Week 2					
Week 3					
Week 4					
Week 5					



CASELOAD STATISTICS OF THE JUVENILE & DOMESTIC RELATIONS COURTS

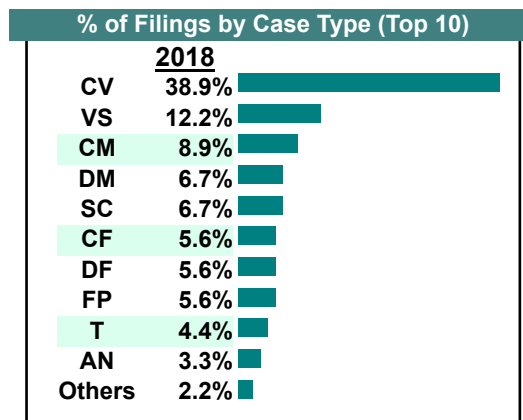
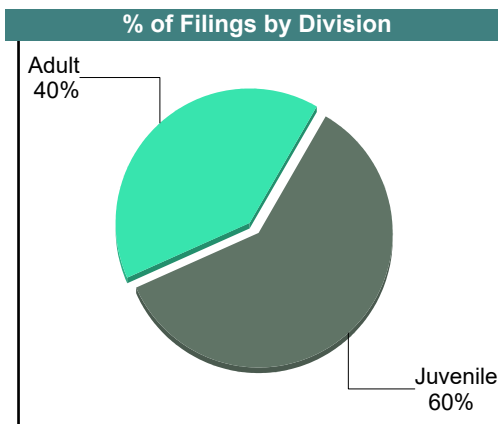
Prince Edward

July 2018

District: 10

		<u>Filings</u>	<u>Hearings</u>	<u>Transactions</u>	<u>Concluded</u>	<u>Cont</u>
<u>Adult</u>						
Capias	CA	1	4	4	1	3
Felony	CF	5	13	13	0	13
Misdemeanor	CM	8	23	23	5	18
Family Abuse - Prot Order	FP	5	9	9	4	5
Show Cause	SC	5	38	38	13	25
SL/Other	SL	1	1	1	1	-
Civil Support	VS	11	25	25	8	17
Adult Total		36	113	113	32	81
<u>Juvenile</u>						
Abuse or Neglect	AN	3	3	3	0	3
Capias	CA	0	1	1	1	-
Child in Need of Services	CS	0	2	2	1	1
Custody Visitation	CV	35	69	69	25	44
Felony	DF	5	22	22	12	10
Misdemeanor	DM	6	25	25	9	16
Show Cause	SC	1	4	4	1	3
Status	ST	0	2	2	0	2
Traffic	T	4	6	6	2	4
Juvenile Total		54	134	134	51	83
Prince Edward Totals		90	247	247	83	164

Calendared Filings					
	M	T	W	R	F
Week 1	█	█			█
Week 2	█	█	█		
Week 3			█		
Week 4			█		
Week 5	█	█			



CASELOAD STATISTICS OF THE JUVENILE & DOMESTIC RELATIONS COURTS

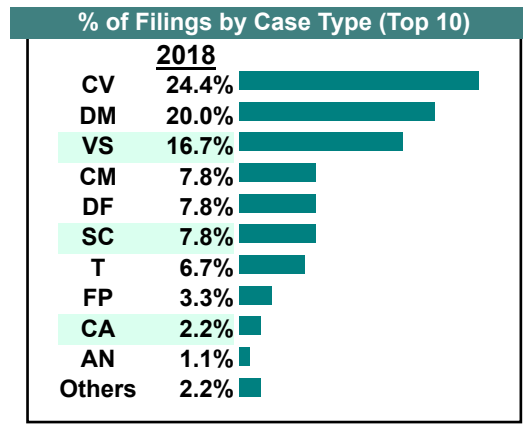
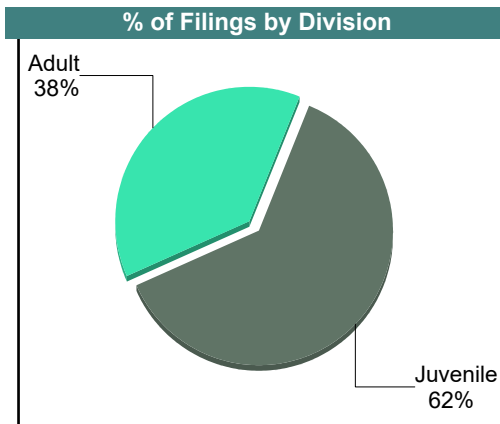
Prince Edward

District: 10

June 2018

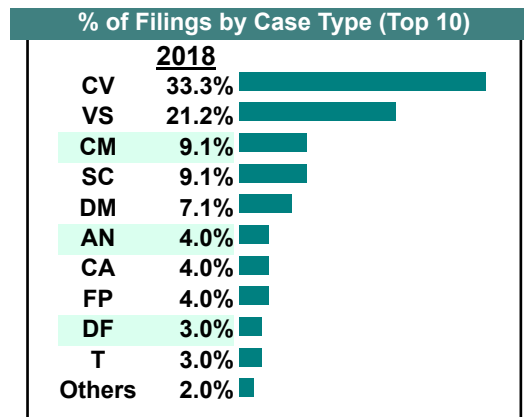
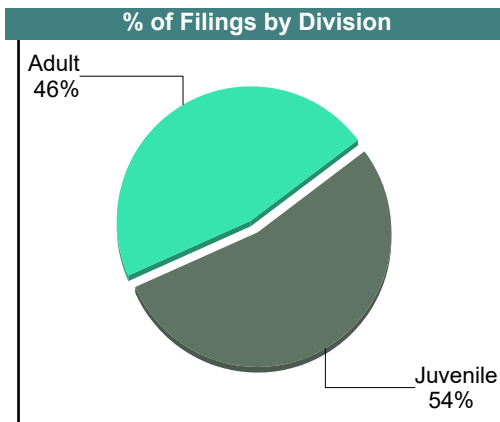
		Filings	Hearings	Transactions	Concluded	Cont
Adult						
Capias	CA	2	2	2	0	2
Felony	CF	1	3	3	1	2
Misdemeanor	CM	7	32	32	10	22
Family Abuse - Prot Order	FP	3	5	5	3	2
Motion - Prot Order	MP	0	1	1	1	-
Show Cause	SC	6	31	31	5	26
Civil Support	VS	15	21	21	7	14
Adult Total		34	95	95	27	68
Juvenile						
Abuse or Neglect	AN	1	11	11	0	11
Capias	CA	0	1	1	0	1
Child in Need of Services	CS	1	1	1	0	1
Custody Visitation	CV	22	50	50	20	30
Felony	DF	7	16	16	0	16
Misdemeanor	DM	18	44	44	7	37
Show Cause	SC	1	2	2	0	2
Traffic	T	6	10	10	6	4
Truancy	TR	0	1	1	0	1
Juvenile Total		56	136	136	33	103
Prince Edward Totals		90	231	231	60	171

Calendared Filings					
	M	T	W	R	F
Week 1					
Week 2					
Week 3					
Week 4					

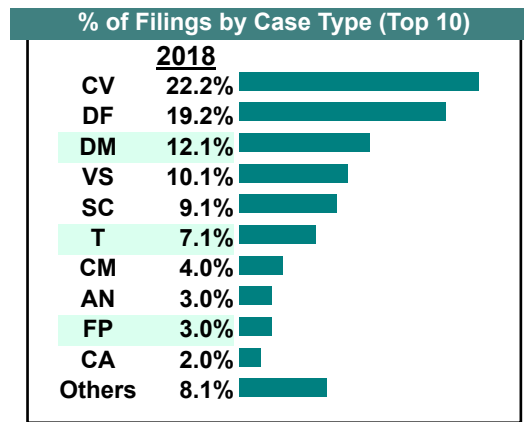
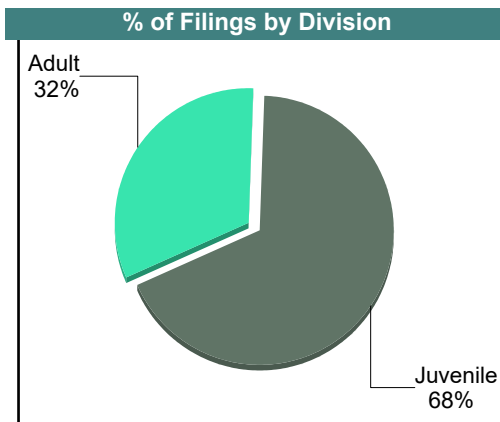
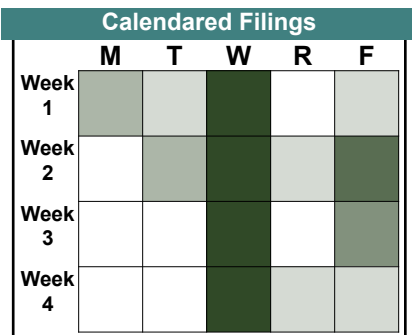


		Filings	Hearings	Transactions	Concluded	Cont
Adult						
Capias	CA	3	10	10	5	5
Felony	CF	0	1	1	1	-
Misdemeanor	CM	9	33	33	7	26
Family Abuse - Prot Order	FP	4	9	9	3	6
Motion - Prot Order	MP	0	1	1	0	1
Show Cause	SC	9	51	51	19	32
Civil Support	VS	21	43	43	22	21
Adult Total		46	148	148	57	91
Juvenile						
Abuse or Neglect	AN	4	4	4	0	4
Capias	CA	1	1	1	0	1
Child in Need of Services	CS	0	1	1	0	1
Custody Visitation	CV	33	61	61	21	40
Felony	DF	3	13	13	0	13
Misdemeanor	DM	7	26	26	4	22
Show Cause	SC	0	2	2	0	2
Status	ST	1	1	1	0	1
Traffic	T	3	6	7	4	3
Truancy	TR	1	3	3	1	2
Juvenile Total		53	118	119	30	89
Prince Edward Totals		99	266	267	87	180

Calendared Filings				
	T	W	R	F
Week 1				
Week 2				
Week 3				
Week 4				
Week 5				



		<u>Filings</u>	<u>Hearings</u>	<u>Transactions</u>	<u>Concluded</u>	<u>Cont</u>
Adult						
Capias	CA	2	9	9	6	3
Felony	CF	1	3	3	2	1
Misdemeanor	CM	4	29	29	4	25
Family Abuse - Prot Order	FP	3	5	5	2	3
Motion - Prot Order	MP	2	2	2	1	1
Show Cause	SC	8	48	48	18	30
SL/Other	SL	2	2	2	2	-
Civil Support	VS	10	31	31	21	10
Adult Total		32	129	129	56	73
Juvenile						
Abuse or Neglect	AN	3	18	18	6	12
Custody Visitation	CV	22	45	45	14	31
Felony	DF	19	52	52	12	40
Misdemeanor	DM	12	29	29	7	22
Permanency	PH	1	1	1	1	-
Show Cause	SC	1	1	1	0	1
Traffic	T	7	8	9	5	4
Term Parental Rights	TP	2	2	2	2	-
Truancy	TR	0	1	1	0	1
Juvenile Total		67	157	158	47	111
Prince Edward Totals		99	286	287	103	184



CASELOAD STATISTICS OF THE JUVENILE & DOMESTIC RELATIONS COURTS

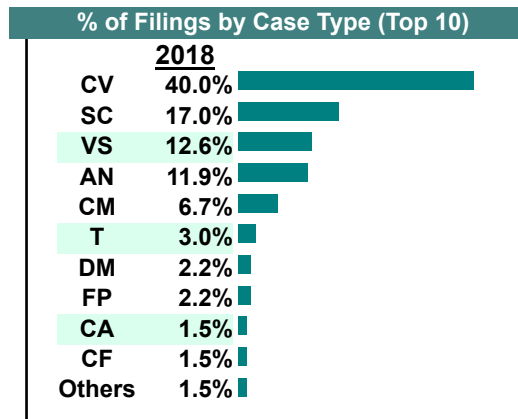
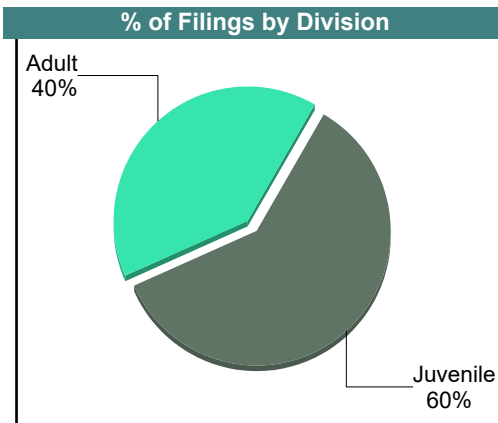
Prince Edward

March 2018

District: 10

		<u>Filings</u>	<u>Hearings</u>	<u>Transactions</u>	<u>Concluded</u>	<u>Cont</u>
Adult						
Capias	CA	2	8	8	1	7
Felony	CF	2	4	4	1	3
Misdemeanor	CM	9	40	40	18	22
Family Abuse - Prot Order	FP	3	9	9	5	4
Show Cause	SC	21	59	59	10	49
Civil Support	VS	17	30	30	12	18
Adult Total		54	150	150	47	103
Juvenile						
Abuse or Neglect	AN	16	32	32	6	26
Custody Visitation	CV	54	71	71	33	38
Felony	DF	2	3	3	0	3
Misdemeanor	DM	3	27	27	7	20
Show Cause	SC	2	4	4	1	3
Status	ST	0	1	1	1	-
Traffic	T	4	9	9	7	2
Juvenile Total		81	147	147	55	92
Prince Edward Totals		135	297	297	102	195

Calendared Filings					
	M	T	W	R	F
Week 1					
Week 2					
Week 3					
Week 4					
Week 5					



CASELOAD STATISTICS OF THE JUVENILE & DOMESTIC RELATIONS COURTS

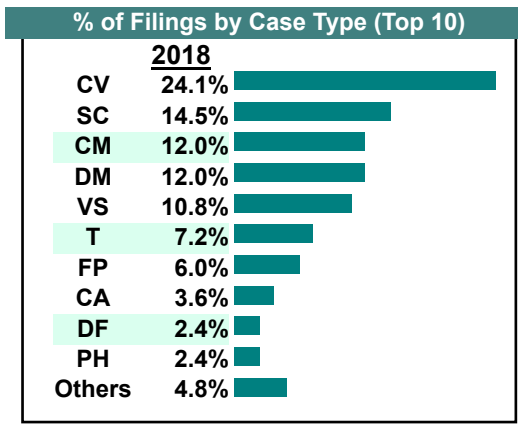
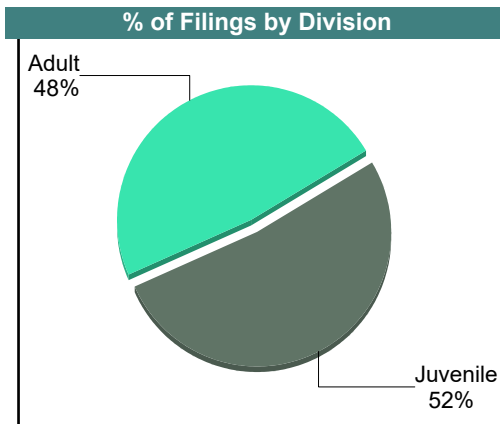
Prince Edward

District: 10

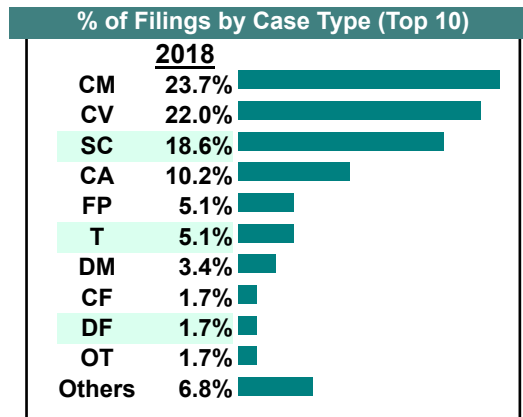
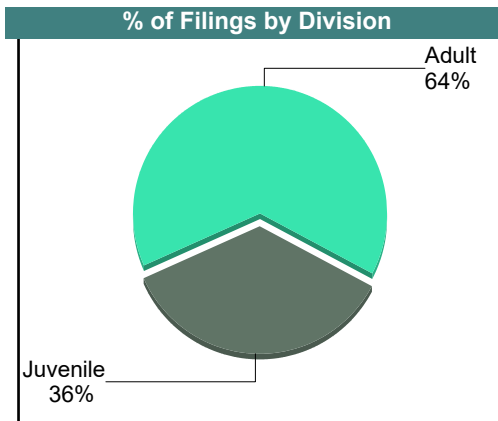
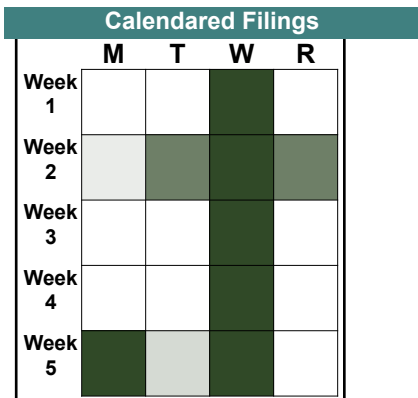
February 2018

		<u>Filings</u>	<u>Hearings</u>	<u>Transactions</u>	<u>Concluded</u>	<u>Cont</u>
Adult						
Capias	CA	3	6	6	0	6
Felony	CF	0	5	5	2	3
Misdemeanor	CM	10	28	28	9	19
Family Abuse - Prot Order	FP	5	11	11	6	5
Remand Support	RS	1	1	1	1	-
Show Cause	SC	12	47	47	16	31
Civil Support	VS	9	28	28	11	17
Adult Total		40	126	126	45	81
Juvenile						
Abuse or Neglect	AN	1	6	6	1	5
Custody Visitation	CV	20	41	41	22	17
Felony	DF	2	10	10	8	2
Misdemeanor	DM	10	28	28	8	20
Permanency	PH	2	2	2	2	-
Remand Custody	RC	1	1	1	1	-
Status	ST	1	2	2	1	1
Traffic	T	6	8	8	3	5
Truancy	TR	0	1	1	0	1
Juvenile Total		43	99	99	46	51
Prince Edward Totals		83	225	225	91	132

Calendared Filings					
	M	T	W	R	F
Week 1					
Week 2					
Week 3					
Week 4					



		Filings	Hearings	Transactions	Concluded	Cont
Adult						
Capias	CA	6	10	10	1	9
Felony	CF	1	6	6	3	3
Misdemeanor	CM	14	44	44	12	32
Family Abuse - Prot Order	FP	3	9	9	2	7
Other	OT	1	1	1	1	-
Remand Support	RS	1	1	1	1	-
Show Cause	SC	11	46	46	7	39
Civil Support	VS	1	21	21	8	13
Adult Total		38	138	138	35	103
Juvenile						
Child in Need of Services	CS	0	1	1	0	1
Custody Visitation	CV	13	34	34	12	22
Felony	DF	1	1	1	0	1
Misdemeanor	DM	2	23	23	3	20
Petition	PT	0	1	1	1	-
Remand Custody	RC	1	1	1	1	-
Remand Visitation	RV	1	1	1	1	-
Status	ST	0	1	1	0	1
Traffic	T	3	8	8	4	4
Truancy	TR	0	2	2	2	-
Juvenile Total		21	73	73	24	49
Prince Edward Totals		59	211	211	59	152



Filings by Court & Division

	Appomattox	Buckingham	Charlotte	Cumberland	Halifax	Lunenburg	Mecklenburg	Prince Edward	Total
A									
Civil Support	112 9%	99 8%	98 8%	81 7%	294 24%	130 10%	305 25%	121 10%	1,240
Show Cause	105 9%	107 9%	89 7%	39 3%	355 30%	78 7%	298 25%	117 10%	1,188
Adult Misdemeanor	117 13%	92 10%	88 10%	43 5%	248 28%	64 7%	140 16%	103 12%	895
Family Abuse - Prot Order	47 16%	39 13%	15 5%	22 7%	66 22%	21 7%	56 19%	34 11%	300
Adult Felony	36 14%	26 10%	49 19%	6 2%	62 24%	20 8%	39 15%	20 8%	258
Capias	30 12%	12 5%	15 6%	5 2%	53 21%	35 14%	74 30%	26 10%	250
Motion - Prot Order	9 17%	3 6%	2 4%	1 2%	14 27%	7 13%	14 27%	2 4%	52
SL/Other	3 11%	3 11%	2 7%	- 0%	3 11%	1 4%	12 43%	4 14%	28
Non-Family Abuse Prot Order	8 38%	3 14%	2 10%	2 10%	- 0%	2 10%	2 10%	2 10%	21
Remand Support	3 18%	- 0%	3 18%	- 0%	- 0%	1 6%	7 41%	3 18%	17
Protective Order	- 0%	9 82%	1 9%	- 0%	- 0%	1 9%	- 0%	- 0%	11
Criminal Support	- 0%	- 0%	- 0%	- 0%	- 0%	9 100%	- 0%	- 0%	9
Violation of PO	2 25%	1 13%	- 0%	3 38%	2 25%	- 0%	- 0%	- 0%	8
Other	1 17%	2 33%	- 0%	- 0%	1 17%	- 0%	- 0%	2 33%	6
Violation Fam Abuse PO	- 0%	- 0%	- 0%	- 0%	- 0%	- 0%	1 100%	- 0%	1
Bond Forfeiture	- 0%	- 0%	- 0%	- 0%	- 0%	- 0%	- 0%	- 0%	0
Total	473 11%	396 9%	364 8%	202 5%	1,098 26%	369 9%	948 22%	434 10%	4,284
J									
Custody Visitation	351 13%	322 12%	186 7%	228 8%	569 21%	182 7%	563 21%	320 12%	2,721
Delinquency	84 12%	50 7%	26 4%	29 4%	192 27%	53 8%	120 17%	146 21%	700
Traffic	37 14%	17 6%	22 8%	21 8%	38 14%	14 5%	52 20%	62 24%	263
Abuse or Neglect	15 10%	9 6%	6 4%	15 10%	19 13%	16 11%	37 25%	31 21%	148
Paternity	15 11%	9 6%	- 0%	7 5%	34 24%	1 1%	70 50%	5 4%	141
Permanency	33 24%	11 8%	30 22%	6 4%	23 17%	8 6%	21 15%	5 4%	137
Foster Care Review	16 14%	14 13%	13 12%	10 9%	17 15%	9 8%	31 28%	1 1%	111

	Appomattox	Buckingham	Charlotte	Cumberland	Halifax	Lunenburg	Mecklenburg	Prince Edward	Total	
J	Motion - Prot Order	-	-	2	2	8	1	86	-	99
		0%	0%	2%	2%	8%	1%	87%	0%	
	Status Offense/Other	11	8	9	6	10	2	13	3	62
		18%	13%	15%	10%	16%	3%	21%	5%	
	Child at Risk	-	-	-	-	-	-	57	-	57
		0%	0%	0%	0%	0%	0%	100%	0%	
	Initial Foster Care	8	2	6	10	10	7	2	-	45
		18%	4%	13%	22%	22%	16%	4%	0%	
	Child in Need of Services	9	18	3	3	2	2	3	3	43
		21%	42%	7%	7%	5%	5%	7%	7%	
	Truancy	26	2	-	1	1	6	6	1	43
		60%	5%	0%	2%	2%	14%	14%	2%	
	Term Parental Rights	5	2	8	-	7	-	3	6	31
		16%	6%	26%	0%	23%	0%	10%	19%	
	Remand Custody	5	2	4	-	-	3	12	2	28
		18%	7%	14%	0%	0%	11%	43%	7%	
	Custody Relief	-	-	-	-	4	1	16	-	21
		0%	0%	0%	0%	19%	5%	76%	0%	
	Non-Family Abuse Prot Order	2	2	3	1	-	1	9	1	19
		11%	11%	16%	5%	0%	5%	47%	5%	
	Show Cause	1	4	-	1	3	1	-	5	15
		7%	27%	0%	7%	20%	7%	0%	33%	
	Entrustment	1	1	4	-	1	-	3	1	11
		9%	9%	36%	0%	9%	0%	27%	9%	
	Remand Visitation	5	2	-	-	-	-	2	1	10
		50%	20%	0%	0%	0%	0%	20%	10%	
	Voluntary Continuing	5	-	1	-	2	-	-	-	8
		63%	0%	13%	0%	25%	0%	0%	0%	
	Family Abuse - Prot Order	-	1	-	-	1	-	1	-	3
		0%	33%	0%	0%	33%	0%	33%	0%	
	Capias	1	-	-	-	-	-	-	1	2
		50%	0%	0%	0%	0%	0%	0%	50%	
	Protective Order	-	1	-	-	-	-	-	-	1
		0%	100%	0%	0%	0%	0%	0%	0%	
	Juv Support	-	-	-	-	-	-	-	-	0
		0%	0%	0%	0%	0%	0%	0%	0%	
	Total	630	477	323	340	941	307	1,107	594	4,719
		13%	10%	7%	7%	20%	7%	23%	13%	
	Total	1,103	873	687	542	2,039	676	2,055	1,028	9,003
		12%	10%	8%	6%	23%	8%	23%	11%	

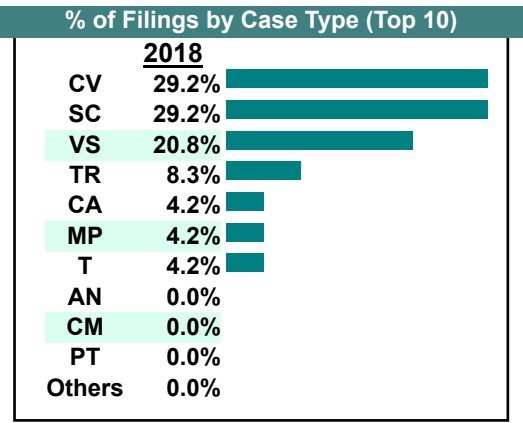
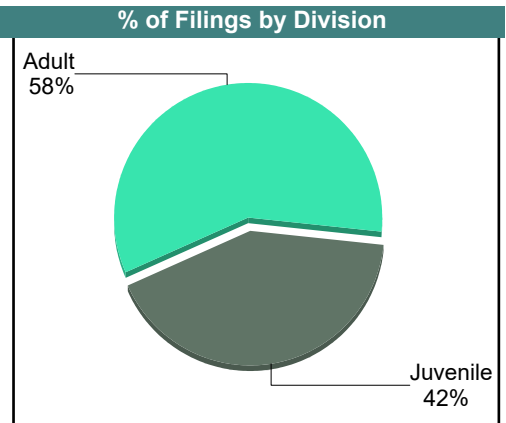
CASELOAD STATISTICS OF THE JUVENILE & DOMESTIC RELATIONS COURTS

December 2018

Amelia
District: 11

		<u>Filings</u>	<u>Hearings</u>	<u>Transactions</u>	<u>Concluded</u>	<u>Cont</u>
<u>Adult</u>						
Capias	CA	1	3	3	2	1
Misdemeanor	CM	0	3	3	1	2
Motion - Prot Order	MP	1	1	1	0	1
Show Cause	SC	7	15	15	8	7
Civil Support	VS	5	23	23	10	13
Adult Total		14	45	45	21	24
<u>Juvenile</u>						
Abuse or Neglect	AN	0	1	1	0	1
Custody Visitation	CV	7	46	46	24	22
Petition	PT	0	1	1	0	1
Show Cause	SC	0	2	2	0	2
Status	ST	0	2	2	2	-
Traffic	T	1	4	4	4	-
Truancy	TR	2	2	2	1	1
Juvenile Total		10	58	58	31	27
Amelia Totals		24	103	103	52	51

Calendared Filings			
	M	W	F
Week 1			
Week 2			
Week 3			
Week 4			



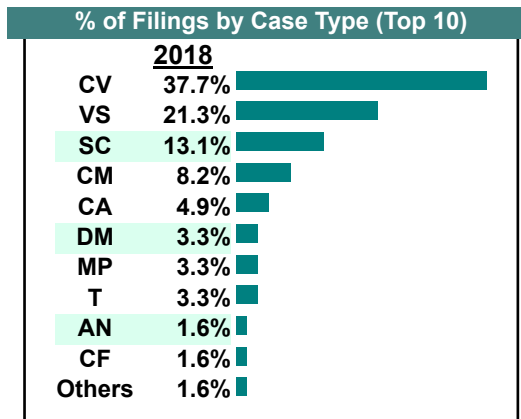
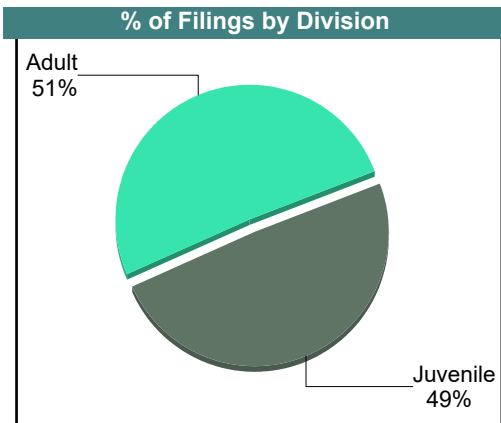
CASELOAD STATISTICS OF THE JUVENILE & DOMESTIC RELATIONS COURTS

November 2018

Amelia
District: 11

		<u>Filings</u>	<u>Hearings</u>	<u>Transactions</u>	<u>Concluded</u>	<u>Cont</u>
<u>Adult</u>						
Capias	CA	3	8	8	4	4
Felony	CF	1	2	2	0	2
Misdemeanor	CM	5	19	19	5	14
Family Abuse - Prot Order	FP	1	2	2	1	1
Motion - Prot Order	MP	2	2	2	2	-
Show Cause	SC	6	18	18	9	9
Civil Support	VS	13	22	22	8	14
Adult Total		31	73	73	29	44
<u>Juvenile</u>						
Abuse or Neglect	AN	1	2	2	0	2
Custody Visitation	CV	23	48	48	10	38
Felony	DF	0	5	5	4	1
Misdemeanor	DM	2	7	7	5	2
Show Cause	SC	2	5	5	3	2
Status	ST	0	5	5	2	3
Traffic	T	2	3	3	3	-
Juvenile Total		30	75	75	27	48
Amelia Totals		61	148	148	56	92

Calendared Filings				
	M	T	W	R
Week 1	█			█
Week 2		█		
Week 3	█			
Week 4	█			



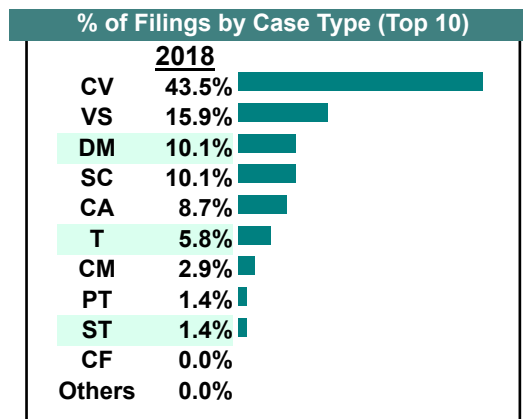
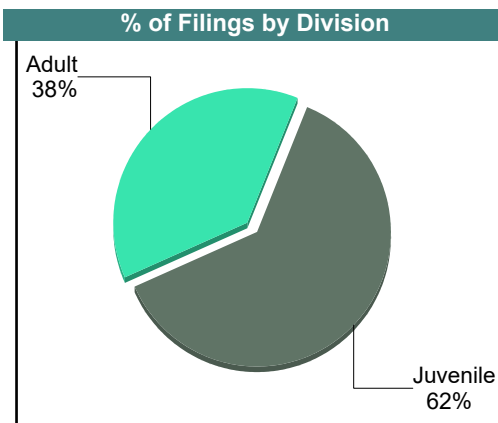
CASELOAD STATISTICS OF THE JUVENILE & DOMESTIC RELATIONS COURTS

October 2018

Amelia
District: 11

		<u>Filings</u>	<u>Hearings</u>	<u>Transactions</u>	<u>Concluded</u>	<u>Cont</u>
Adult						
Capias	CA	6	8	8	4	4
Felony	CF	0	4	4	3	1
Misdemeanor	CM	2	23	23	11	12
Show Cause	SC	7	23	23	10	13
Civil Support	VS	11	24	24	12	12
Adult Total		26	82	82	40	42
Juvenile						
Custody Visitation	CV	30	74	74	40	34
Felony	DF	0	2	2	0	2
Misdemeanor	DM	7	12	12	4	8
Petition	PT	1	1	1	0	1
Show Cause	SC	0	1	1	0	1
Status	ST	1	3	3	0	3
Traffic	T	4	4	4	0	4
Juvenile Total		43	97	97	44	53
Amelia Totals		69	179	179	84	95

Calendared Filings			
	M	T	F
Week 1	■		■
Week 2		■	
Week 3	■		
Week 4	■		■
Week 5	■		



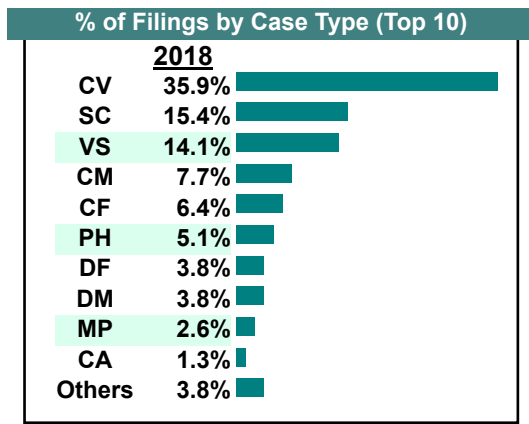
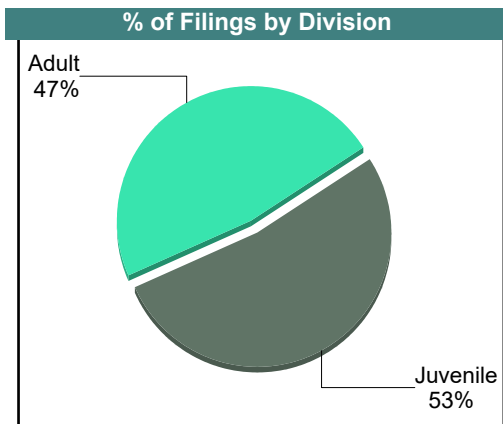
CASELOAD STATISTICS OF THE JUVENILE & DOMESTIC RELATIONS COURTS

September 2018

Amelia
District: 11

		<u>Filings</u>	<u>Hearings</u>	<u>Transactions</u>	<u>Concluded</u>	<u>Cont</u>
Adult						
Capias	CA	1	2	2	2	-
Felony	CF	5	8	8	2	6
Misdemeanor	CM	6	26	26	11	15
Family Abuse - Prot Order	FP	0	2	2	2	-
Motion - Prot Order	MP	2	2	2	2	-
Remand Support	RS	1	1	1	1	-
Show Cause	SC	11	18	18	5	13
Civil Support	VS	11	20	20	7	13
Adult Total		37	79	79	32	47
Juvenile						
Custody Relief	CR	0	1	1	1	-
Custody Visitation	CV	28	63	63	25	38
Felony	DF	3	7	7	2	5
Misdemeanor	DM	3	9	9	5	4
Permanency	PH	4	4	4	4	-
Remand Custody	RC	1	1	1	1	-
Show Cause	SC	1	4	4	2	2
Status	ST	0	1	1	0	1
Traffic	T	1	2	2	1	1
Juvenile Total		41	92	92	41	51
Amelia Totals		78	171	171	73	98

Calendared Filings				
	M	T	W	F
Week 1	█			
Week 2	█			
Week 3	█			

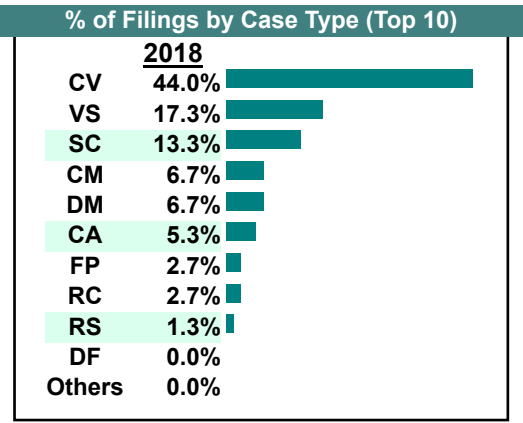
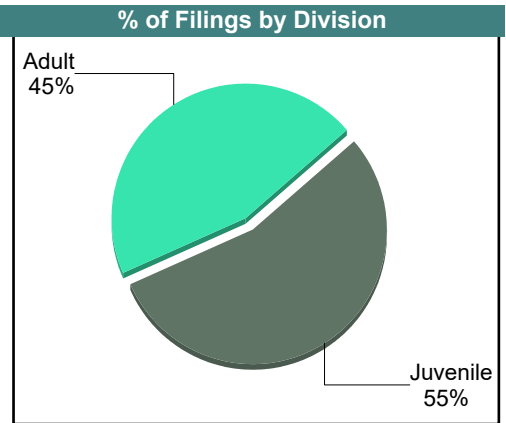



CASELOAD STATISTICS OF THE JUVENILE & DOMESTIC RELATIONS COURTS

August 2018

Amelia
District: 11

		<u>Filings</u>	<u>Hearings</u>	<u>Transactions</u>	<u>Concluded</u>	<u>Cont</u>
<u>Adult</u>						
Capias	CA	4	8	8	4	4
Misdemeanor	CM	5	18	18	5	13
Family Abuse - Prot Order	FP	2	4	4	0	4
Remand Support	RS	1	1	1	1	-
Show Cause	SC	9	16	16	7	9
Civil Support	VS	13	23	23	10	12
Adult Total		34	70	70	27	42
<u>Juvenile</u>						
Custody Visitation	CV	33	73	73	40	33
Felony	DF	0	4	4	0	4
Misdemeanor	DM	5	14	14	5	9
Remand Custody	RC	2	2	2	2	-
Show Cause	SC	1	5	5	1	4
Status	ST	0	1	1	0	1
Traffic	T	0	2	2	1	1
Juvenile Total		41	101	101	49	52
Amelia Totals		75	171	171	76	94



CASELOAD STATISTICS OF THE JUVENILE & DOMESTIC RELATIONS COURTS

July 2018

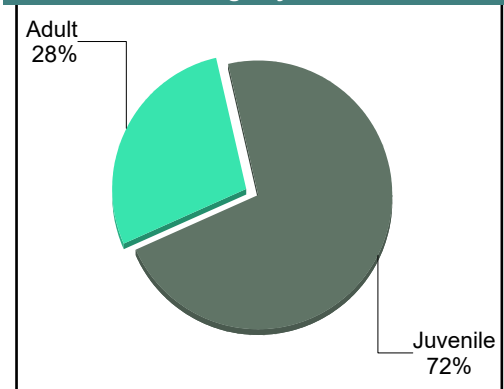
Amelia
District: 11

		<u>Filings</u>	<u>Hearings</u>	<u>Transactions</u>	<u>Concluded</u>	<u>Cont</u>
<u>Adult</u>						
Capias	CA	0	3	3	1	2
Felony	CF	1	3	3	2	1
Misdemeanor	CM	6	20	20	9	11
Family Abuse - Prot Order	FP	1	1	1	1	-
Show Cause	SC	5	19	19	11	8
Civil Support	VS	7	17	17	5	12
Adult Total		20	63	63	29	34
<u>Juvenile</u>						
Child in Need of Services	CS	0	1	1	1	-
Custody Visitation	CV	37	72	72	26	46
Felony	DF	7	19	19	5	14
Misdemeanor	DM	4	8	8	1	7
Show Cause	SC	2	4	4	0	4
Status	ST	0	1	1	0	1
Traffic	T	1	1	1	1	-
Juvenile Total		51	106	106	34	72
Amelia Totals		71	169	169	63	106

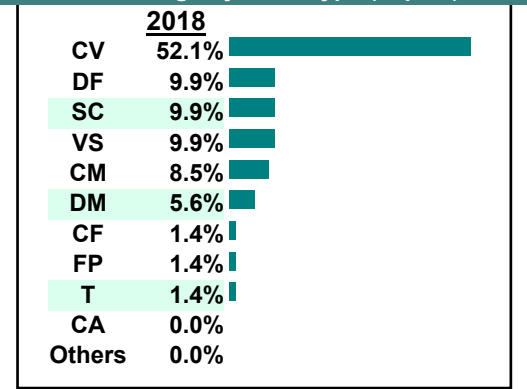
Calendared Filings

	M	T
Week 1	█	█
Week 2	█	█
Week 3	█	█
Week 4	█	█
Week 5	█	█

% of Filings by Division



% of Filings by Case Type (Top 10)

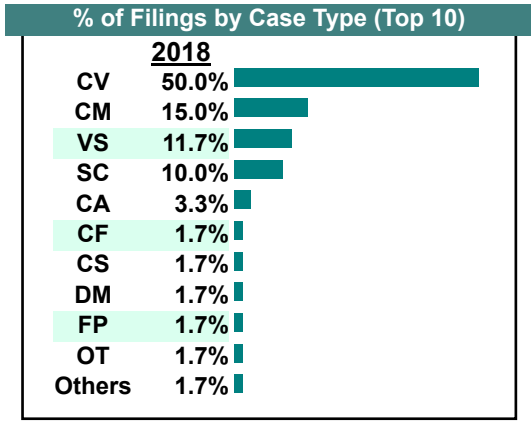
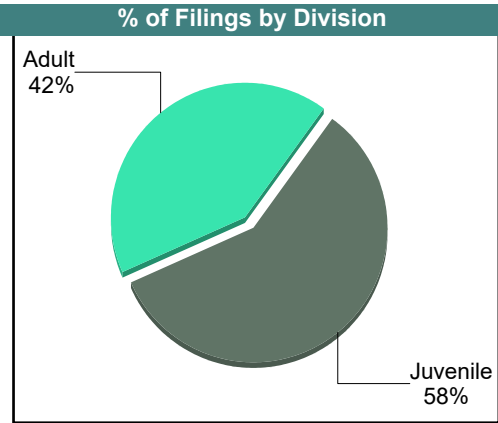
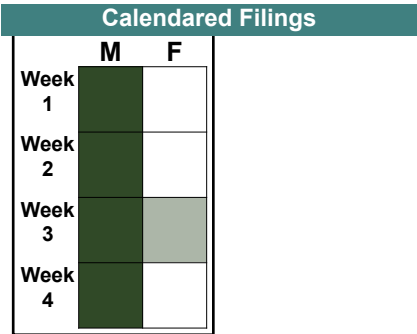


CASELOAD STATISTICS OF THE JUVENILE & DOMESTIC RELATIONS COURTS

June 2018

Amelia
District: 11

		<u>Filings</u>	<u>Hearings</u>	<u>Transactions</u>	<u>Concluded</u>	<u>Cont</u>
<u>Adult</u>						
Capias	CA	2	2	2	1	1
Felony	CF	1	1	1	0	1
Misdemeanor	CM	9	25	25	6	19
Family Abuse - Prot Order	FP	1	1	1	1	-
Other	OT	1	1	1	1	-
Show Cause	SC	4	21	21	16	5
Civil Support	VS	7	14	14	7	7
Adult Total		25	65	65	32	33
<u>Juvenile</u>						
Child in Need of Services	CS	1	2	2	0	2
Custody Visitation	CV	30	55	55	20	35
Felony	DF	0	5	5	0	5
Misdemeanor	DM	1	6	6	2	4
Show Cause	SC	2	2	2	0	2
Status	ST	0	4	4	0	4
Traffic	T	1	3	3	1	2
Juvenile Total		35	77	77	23	54
Amelia Totals		60	142	142	55	87

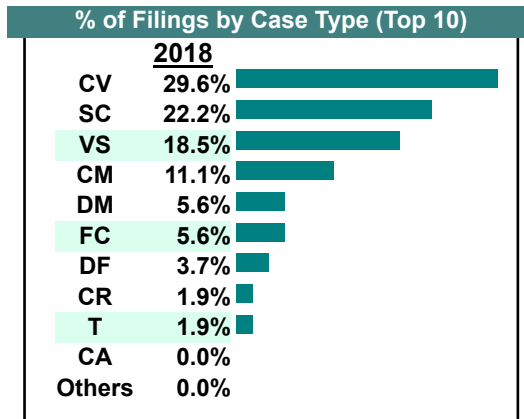
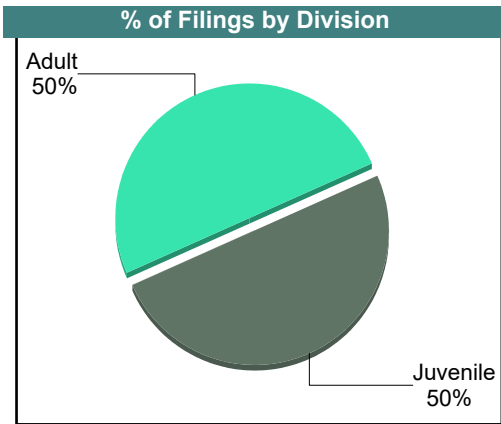
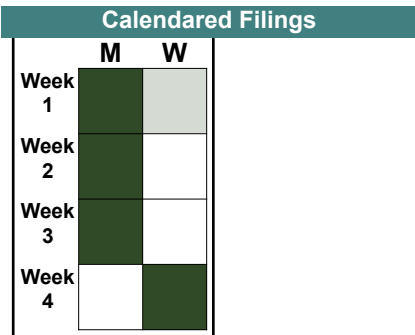


CASELOAD STATISTICS OF THE JUVENILE & DOMESTIC RELATIONS COURTS

May 2018

Amelia
District: 11

		<u>Filings</u>	<u>Hearings</u>	<u>Transactions</u>	<u>Concluded</u>	<u>Cont</u>
<u>Adult</u>						
Capias	CA	0	2	2	1	1
Misdemeanor	CM	6	17	17	4	13
Family Abuse - Prot Order	FP	0	2	2	2	-
Show Cause	SC	11	20	20	6	14
Civil Support	VS	10	16	16	10	6
Adult Total		27	57	57	23	34
<u>Juvenile</u>						
Custody Relief	CR	1	1	1	0	1
Child in Need of Services	CS	0	2	2	1	1
Custody Visitation	CV	16	37	37	18	19
Felony	DF	2	3	3	0	3
Misdemeanor	DM	3	9	9	4	5
Foster Care Review	FC	3	3	3	3	-
Show Cause	SC	1	2	2	2	-
Status	ST	0	4	4	1	3
Traffic	T	1	2	2	1	1
Truancy	TR	0	2	2	1	1
Juvenile Total		27	65	65	31	34
Amelia Totals		54	122	122	54	68

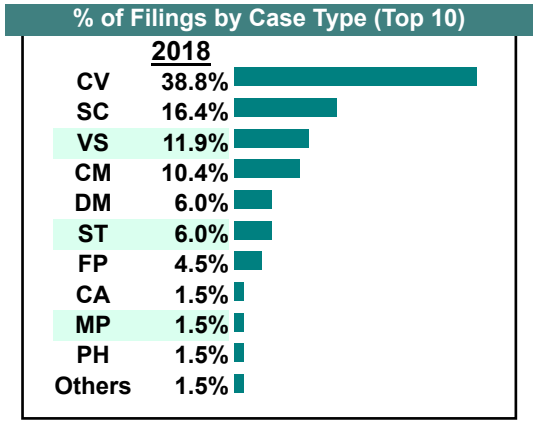
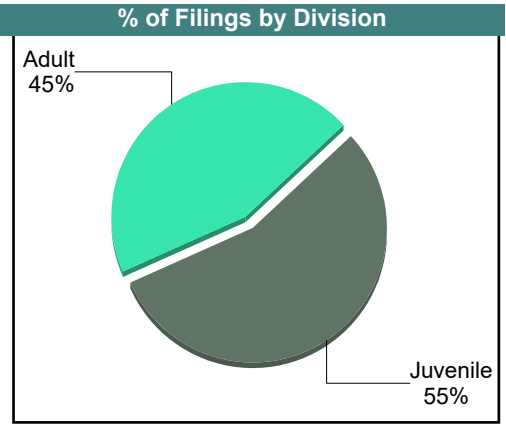
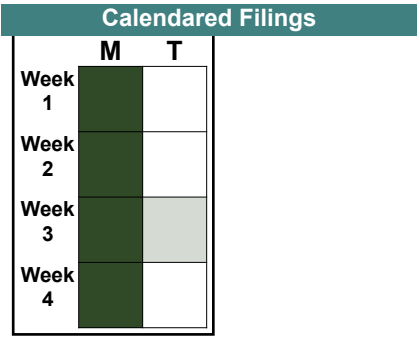


CASELOAD STATISTICS OF THE JUVENILE & DOMESTIC RELATIONS COURTS

April 2018

Amelia
District: 11

		<u>Filings</u>	<u>Hearings</u>	<u>Transactions</u>	<u>Concluded</u>	<u>Cont</u>
<u>Adult</u>						
Capias	CA	1	1	1	1	-
Felony	CF	0	1	1	1	-
Misdemeanor	CM	7	19	19	6	13
Family Abuse - Prot Order	FP	3	6	6	2	4
Motion - Prot Order	MP	1	1	1	1	-
Show Cause	SC	10	24	24	9	15
Civil Support	VS	8	18	18	10	8
Adult Total		30	70	70	30	40
<u>Juvenile</u>						
Custody Visitation	CV	26	48	48	16	32
Felony	DF	0	4	4	3	1
Misdemeanor	DM	4	7	7	2	5
Permanency	PH	1	1	1	1	-
Show Cause	SC	1	2	2	1	1
Status	ST	4	4	4	0	4
Traffic	T	1	4	4	2	2
Truancy	TR	0	1	1	1	-
Juvenile Total		37	71	71	26	45
Amelia Totals		67	141	141	56	85

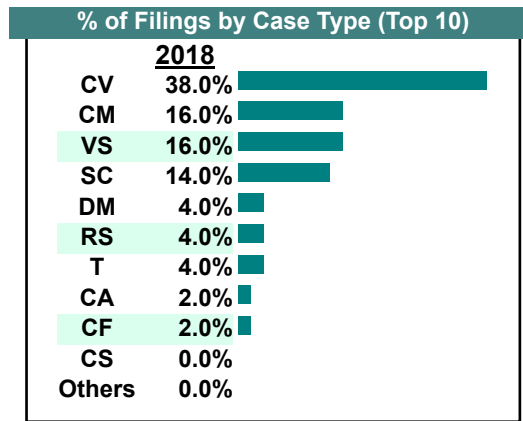
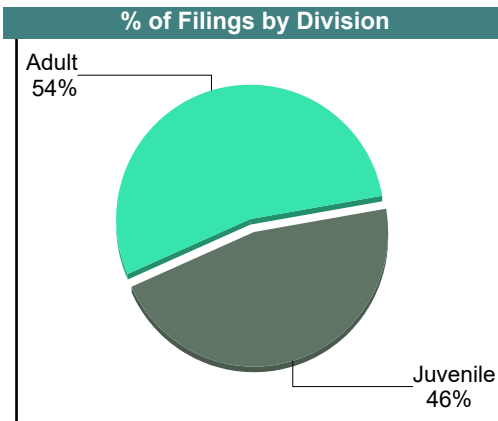
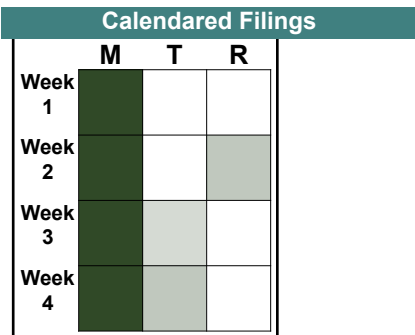


CASELOAD STATISTICS OF THE JUVENILE & DOMESTIC RELATIONS COURTS

March 2018

Amelia
District: 11

		<u>Filings</u>	<u>Hearings</u>	<u>Transactions</u>	<u>Concluded</u>	<u>Cont</u>
<u>Adult</u>						
Capias	CA	1	2	2	1	1
Felony	CF	1	11	11	8	3
Misdemeanor	CM	8	41	41	16	25
Family Abuse - Prot Order	FP	0	2	2	1	1
Remand Support	RS	2	2	2	2	-
Show Cause	SC	7	21	21	7	14
Civil Support	VS	8	14	14	6	8
Adult Total		27	93	93	41	52
<u>Juvenile</u>						
Child in Need of Services	CS	0	1	1	0	1
Custody Visitation	CV	19	38	38	21	17
Felony	DF	0	1	1	0	1
Misdemeanor	DM	2	9	9	4	5
Show Cause	SC	0	2	2	2	-
Status	ST	0	1	1	1	-
Traffic	T	2	5	5	3	2
Juvenile Total		23	57	57	31	26
Amelia Totals		50	150	150	72	78

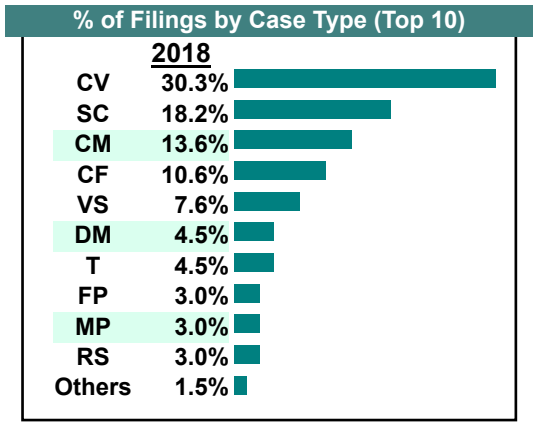
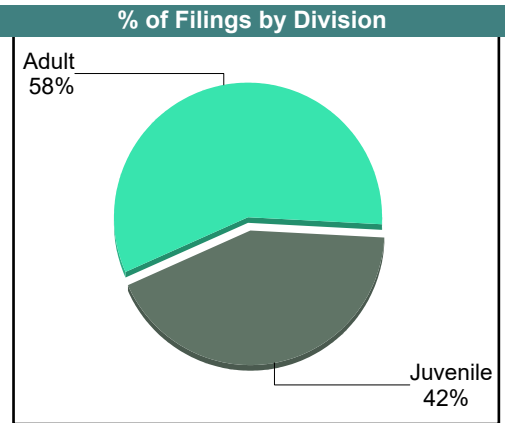
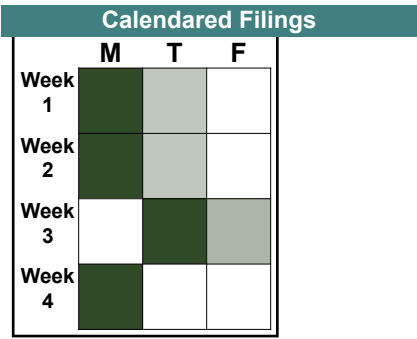


CASELOAD STATISTICS OF THE JUVENILE & DOMESTIC RELATIONS COURTS

February 2018

Amelia
District: 11

		<u>Filings</u>	<u>Hearings</u>	<u>Transactions</u>	<u>Concluded</u>	<u>Cont</u>
<u>Adult</u>						
Capias	CA	0	2	2	1	1
Felony	CF	7	17	17	7	10
Misdemeanor	CM	9	21	21	1	20
Family Abuse - Prot Order	FP	2	3	3	2	1
Motion - Prot Order	MP	2	2	2	2	-
Remand Support	RS	2	2	2	2	-
Show Cause	SC	11	31	31	13	18
Civil Support	VS	5	16	16	10	6
Adult Total		38	94	94	38	56
<u>Juvenile</u>						
Custody Visitation	CV	20	71	71	28	43
Felony	DF	1	4	4	0	4
Misdemeanor	DM	3	9	9	3	6
Show Cause	SC	1	3	3	1	2
Traffic	T	3	8	8	5	3
Juvenile Total		28	95	95	37	58
Amelia Totals		66	189	189	75	114

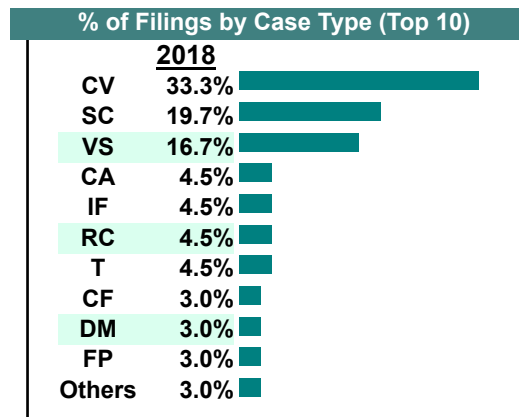
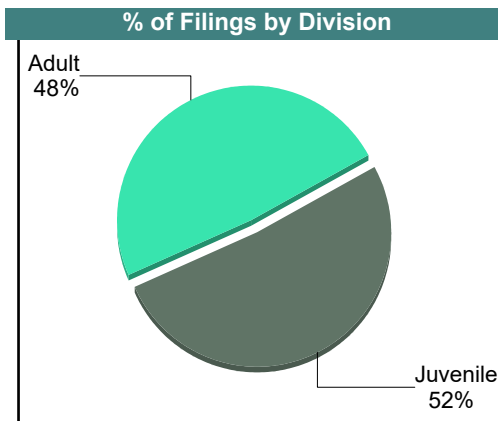



CASELOAD STATISTICS OF THE JUVENILE & DOMESTIC RELATIONS COURTS

January 2018

Amelia
District: 11

		<u>Filings</u>	<u>Hearings</u>	<u>Transactions</u>	<u>Concluded</u>	<u>Cont</u>
<u>Adult</u>						
Capias	CA	3	8	8	5	3
Felony	CF	2	3	3	1	2
Misdemeanor	CM	1	15	15	4	11
Family Abuse - Prot Order	FP	2	3	3	3	-
Remand Support	RS	1	1	1	1	-
Show Cause	SC	12	32	32	12	20
Civil Support	VS	11	17	17	13	4
Adult Total		32	79	79	39	40
<u>Juvenile</u>						
Abuse or Neglect	AN	0	3	3	3	-
Custody Visitation	CV	22	41	41	27	14
Felony	DF	0	4	4	1	3
Misdemeanor	DM	2	11	11	8	3
Initial Foster Care	IF	3	3	3	3	-
Remand Custody	RC	3	3	3	3	-
Show Cause	SC	1	1	1	0	1
Traffic	T	3	10	10	6	4
Juvenile Total		34	76	76	51	25
Amelia Totals		66	155	155	90	65



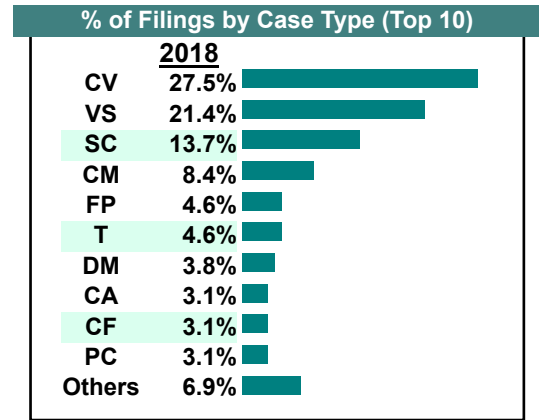
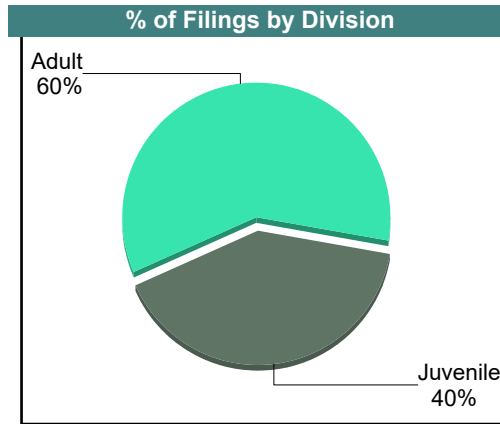

CASELOAD STATISTICS OF THE JUVENILE & DOMESTIC RELATIONS COURTS

December 2018

Dinwiddie

District: 11

		<u>Filings</u>	<u>Hearings</u>	<u>Transactions</u>	<u>Concluded</u>	<u>Cont</u>
<u>Adult</u>						
Bond Forfeiture	BF	0	1	1	1	-
Capias	CA	4	12	12	6	6
Felony	CF	4	9	9	4	5
Misdemeanor	CM	11	39	39	9	30
Family Abuse - Prot Order	FP	6	12	12	3	9
Motion - Prot Order	MP	1	1	1	1	-
Other	OT	2	2	2	2	-
Protective Order	PC	4	4	4	4	-
Show Cause	SC	17	49	49	24	25
SL/Other	SL	1	1	1	1	-
Civil Support	VS	28	43	43	20	23
Adult Total		78	173	173	75	98
<u>Juvenile</u>						
Abuse or Neglect	AN	1	4	4	0	4
Child in Need of Services	CS	0	1	1	0	1
Custody Visitation	CV	36	87	87	21	66
Felony	DF	1	7	7	1	6
Misdemeanor	DM	5	8	8	4	4
Foster Care Review	FC	1	1	1	1	-
Permanency	PH	1	1	1	1	-
Petition	PT	0	1	1	1	-
Show Cause	SC	1	1	1	0	1
Traffic	T	6	9	9	3	6
Voluntary Continuing Services Agreement	VA	1	1	1	1	-
Juvenile Total		53	121	121	33	88
Dinwiddie Totals		131	294	294	108	186



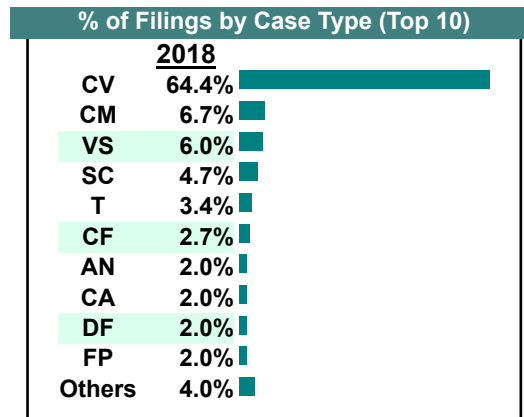
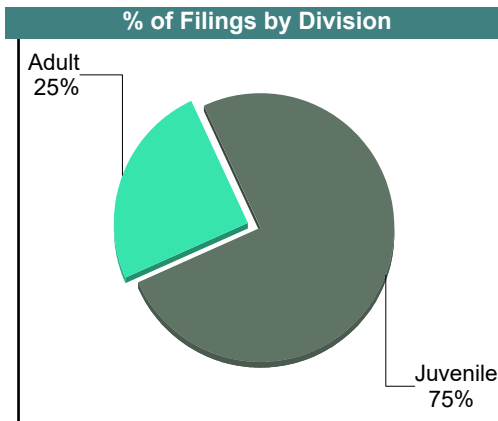

CASELOAD STATISTICS OF THE JUVENILE & DOMESTIC RELATIONS COURTS

November 2018

Dinwiddie

District: 11

		<u>Filings</u>	<u>Hearings</u>	<u>Transactions</u>	<u>Concluded</u>	<u>Cont</u>
Adult						
Non-Family Abuse Prot Order	AP	1	2	2	0	2
Capias	CA	3	9	9	2	7
Felony	CF	4	11	11	2	9
Misdemeanor	CM	10	40	40	11	29
Family Abuse - Prot Order	FP	3	15	15	6	9
Motion - Prot Order	MP	1	1	1	1	-
Show Cause	SC	6	10	10	5	5
Civil Support	VS	9	18	18	9	9
Adult Total		37	106	106	36	70
Juvenile						
Abuse or Neglect	AN	3	5	5	1	4
Child in Need of Services	CS	2	7	7	1	6
Custody Visitation	CV	96	166	166	81	85
Felony	DF	3	12	12	2	10
Misdemeanor	DM	1	14	14	7	7
Foster Care Review	FC	1	1	1	1	-
Family Abuse - Prot Order	FP	0	2	2	2	-
Show Cause	SC	1	4	4	1	3
Status	ST	0	1	1	0	1
Traffic	T	5	7	7	5	2
Juvenile Total		112	219	219	101	118
Dinwiddie Totals		149	325	325	137	188



CASELOAD STATISTICS OF THE JUVENILE & DOMESTIC RELATIONS COURTS

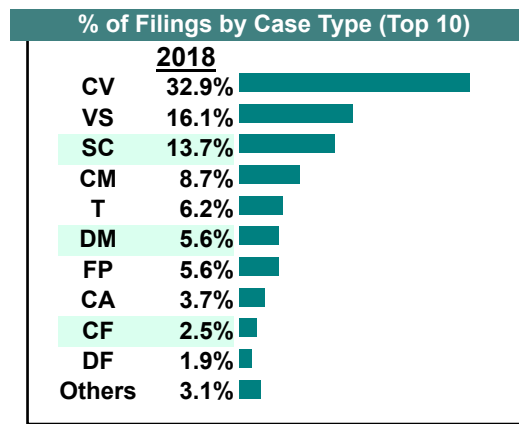
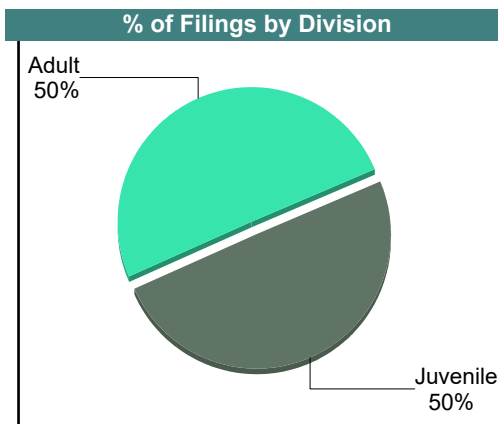
October 2018

Dinwiddie

District: 11

		<u>Filings</u>	<u>Hearings</u>	<u>Transactions</u>	<u>Concluded</u>	<u>Cont</u>
<u>Adult</u>						
Bond Forfeiture	BF	1	1	1	0	1
Capias	CA	6	17	17	11	6
Felony	CF	4	14	14	5	9
Misdemeanor	CM	14	48	48	11	37
Family Abuse - Prot Order	FP	9	17	17	2	15
Show Cause	SC	21	43	43	23	20
Civil Support	VS	26	49	49	33	16
Adult Total		81	189	189	85	104
<u>Juvenile</u>						
Abuse or Neglect	AN	2	5	5	2	3
Child in Need of Services	CS	0	1	1	1	-
Custody Visitation	CV	53	127	127	51	76
Felony	DF	3	10	10	5	5
Misdemeanor	DM	9	14	14	8	6
Foster Care Review	FC	1	1	1	1	-
Petition	PT	1	1	1	0	1
Show Cause	SC	1	1	1	1	-
Traffic	T	10	13	13	7	6
Juvenile Total		80	173	173	76	97
Dinwiddie Totals		161	362	362	161	201

Calendared Filings				
	M	T	R	F
Week 1		█		█
Week 2		█		█
Week 3	█	█		█
Week 4		█	█	
Week 5	█	█		



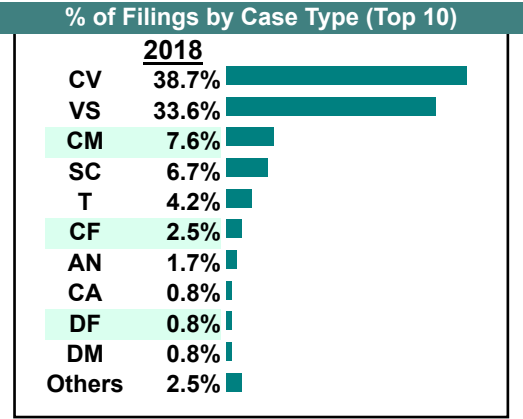
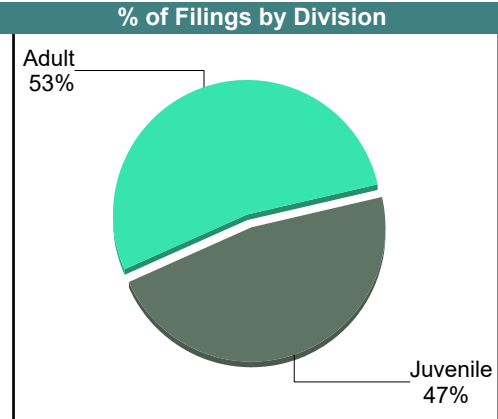
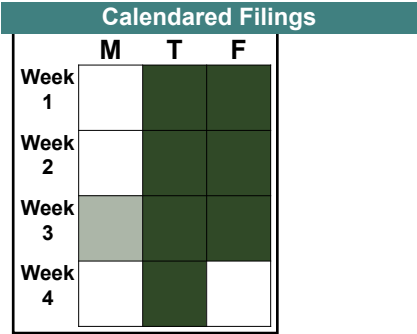
CASELOAD STATISTICS OF THE JUVENILE & DOMESTIC RELATIONS COURTS

September 2018

Dinwiddie

District: 11

		<u>Filings</u>	<u>Hearings</u>	<u>Transactions</u>	<u>Concluded</u>	<u>Cont</u>
Adult						
Capias	CA	1	12	12	6	6
Felony	CF	3	20	20	12	8
Misdemeanor	CM	9	61	61	30	31
Family Abuse - Prot Order	FP	1	5	5	3	2
Motion - Prot Order	MP	1	1	1	1	-
Show Cause	SC	8	49	49	25	24
Civil Support	VS	40	62	62	43	19
Adult Total		63	210	210	120	90
Juvenile						
Abuse or Neglect	AN	2	4	4	1	3
Child in Need of Services	CS	0	3	3	2	1
Custody Visitation	CV	46	140	140	44	96
Felony	DF	1	3	3	1	2
Misdemeanor	DM	1	10	10	3	7
Foster Care Review	FC	1	1	1	1	-
Show Cause	SC	0	1	1	0	1
Traffic	T	5	9	9	6	3
Term Parental Rights	TP	0	2	2	2	-
Juvenile Total		56	173	173	60	113
Dinwiddie Totals		119	383	383	180	203



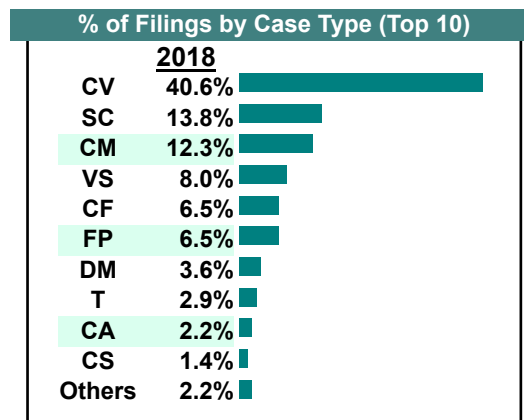
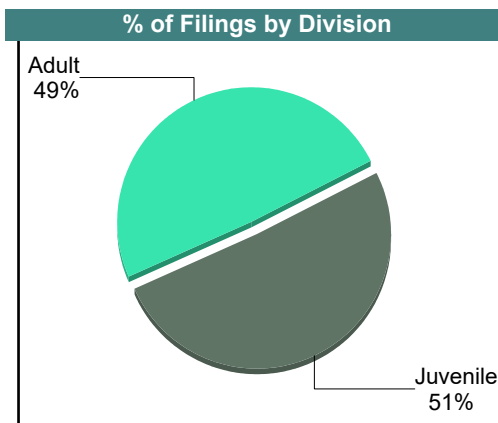

CASELOAD STATISTICS OF THE JUVENILE & DOMESTIC RELATIONS COURTS

August 2018

Dinwiddie

District: 11

		Filings	Hearings	Transactions	Concluded	Cont
Adult						
Non-Family Abuse Prot Order	AP	0	1	1	1	-
Capias	CA	3	17	17	7	10
Felony	CF	9	32	32	10	22
Misdemeanor	CM	17	79	79	21	58
Family Abuse - Prot Order	FP	9	21	21	14	7
Motion - Prot Order	MP	1	1	1	1	-
Show Cause	SC	18	25	25	18	7
Civil Support	VS	11	22	22	9	13
Adult Total		68	198	198	81	117
Juvenile						
Abuse or Neglect	AN	1	1	1	0	1
Non-Family Abuse Prot Order	AP	0	2	2	2	-
Child in Need of Services	CS	2	6	6	1	5
Custody Visitation	CV	56	134	134	53	81
Felony	DF	0	7	7	1	6
Misdemeanor	DM	5	21	21	8	13
Petition	PT	0	1	1	1	-
Show Cause	SC	1	4	4	2	2
Status	ST	1	3	3	2	1
Traffic	T	4	11	11	8	3
Term Parental Rights	TP	0	1	1	0	1
Juvenile Total		70	191	191	78	113
Dinwiddie Totals		138	389	389	159	230



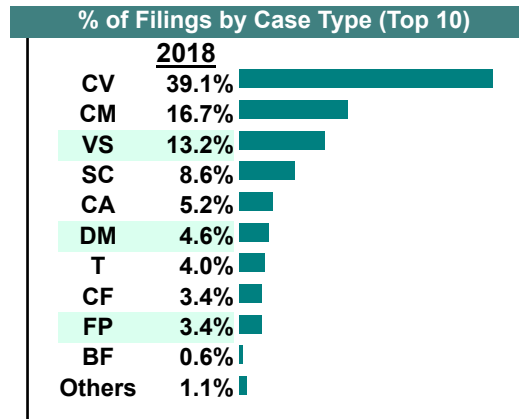
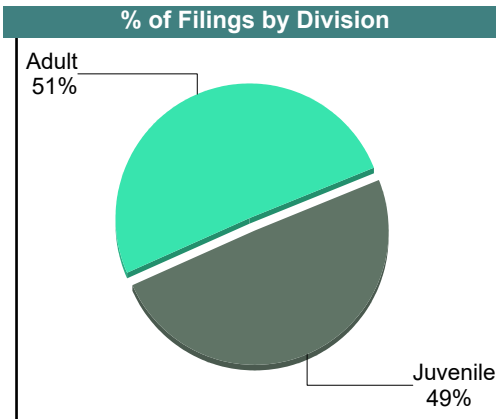
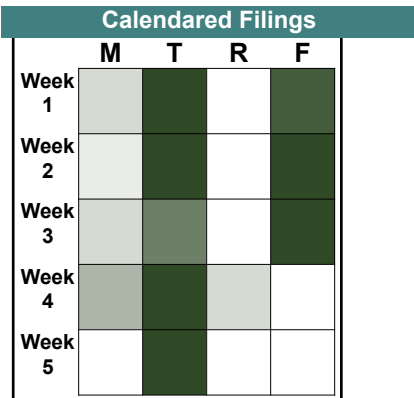
CASELOAD STATISTICS OF THE JUVENILE & DOMESTIC RELATIONS COURTS

July 2018

Dinwiddie

District: 11

		<u>Filings</u>	<u>Hearings</u>	<u>Transactions</u>	<u>Concluded</u>	<u>Cont</u>
Adult						
Bond Forfeiture	BF	1	1	1	0	1
Capias	CA	9	21	21	6	15
Felony	CF	6	36	36	14	22
Misdemeanor	CM	29	65	65	12	53
Family Abuse - Prot Order	FP	6	14	14	4	10
Show Cause	SC	14	44	44	21	23
Civil Support	VS	23	44	44	29	15
Adult Total		88	225	225	86	139
Juvenile						
Child in Need of Services	CS	0	2	2	0	2
Custody Visitation	CV	68	140	140	88	52
Felony	DF	1	2	2	0	2
Misdemeanor	DM	8	19	19	7	12
Petition	PT	1	1	1	1	-
Show Cause	SC	1	2	2	0	2
Traffic	T	7	12	12	6	6
Term Parental Rights	TP	0	2	2	2	-
Juvenile Total		86	180	180	104	76
Dinwiddie Totals		174	405	405	190	215



CASELOAD STATISTICS OF THE JUVENILE & DOMESTIC RELATIONS COURTS

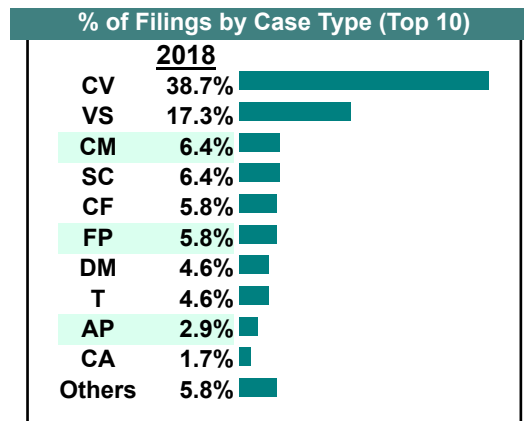
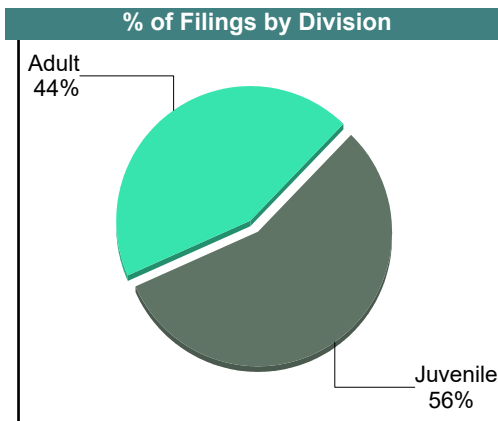
June 2018

Dinwiddie

District: 11

		Filings	Hearings	Transactions	Concluded	Cont
Adult						
Non-Family Abuse Prot Order	AP	2	4	4	1	3
Capias	CA	3	10	10	4	6
Felony	CF	10	23	23	2	21
Misdemeanor	CM	11	38	38	14	24
Family Abuse - Prot Order	FP	7	14	14	7	7
Motion - Prot Order	MP	2	2	2	2	-
Protective Order	PC	1	1	1	1	-
Show Cause	SC	10	37	37	19	18
Civil Support	VS	30	47	47	30	17
Adult Total		76	176	176	80	96
Juvenile						
Abuse or Neglect	AN	0	2	2	2	-
Non-Family Abuse Prot Order	AP	3	6	6	2	4
Child in Need of Services	CS	3	8	8	0	8
Custody Visitation	CV	67	154	154	75	79
Felony	DF	0	8	8	2	6
Misdemeanor	DM	8	17	17	6	11
Family Abuse - Prot Order	FP	3	6	6	1	5
Permanency	PH	1	2	2	1	1
Petition	PT	1	1	1	0	1
Show Cause	SC	1	5	5	2	3
Traffic	T	8	12	12	6	6
Term Parental Rights	TP	2	2	2	0	2
Juvenile Total		97	223	223	97	126
Dinwiddie Totals		173	399	399	177	222

	M	T	W	R	F
Week 1					
Week 2					
Week 3					
Week 4					
Week 5					



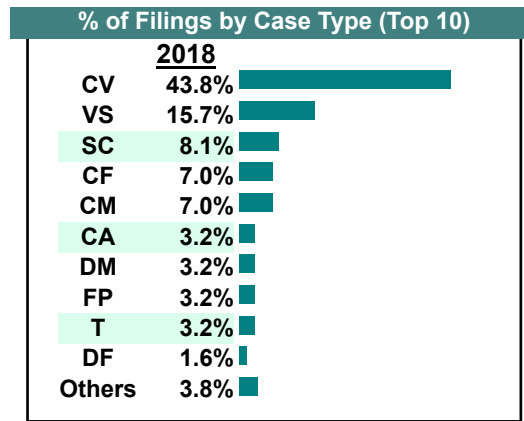
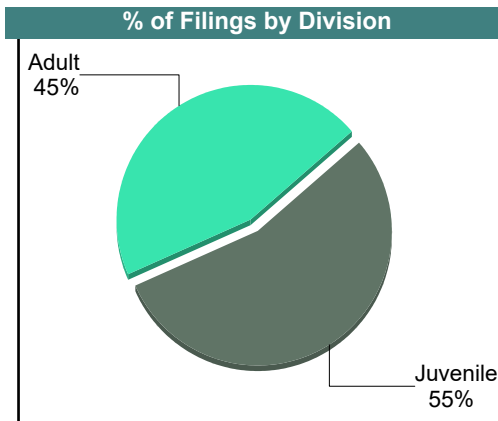
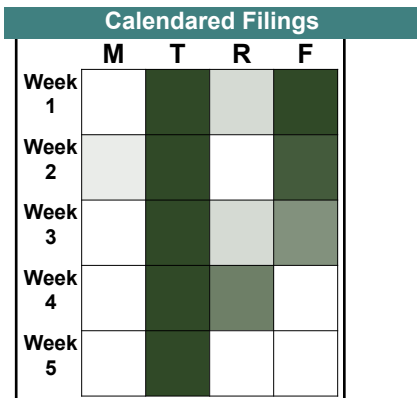
CASELOAD STATISTICS OF THE JUVENILE & DOMESTIC RELATIONS COURTS

May 2018

Dinwiddie

District: 11

		<u>Filings</u>	<u>Hearings</u>	<u>Transactions</u>	<u>Concluded</u>	<u>Cont</u>
Adult						
Capias	CA	6	27	27	12	15
Felony	CF	13	29	29	10	19
Misdemeanor	CM	13	50	50	11	39
Family Abuse - Prot Order	FP	6	13	13	6	7
Motion - Prot Order	MP	1	1	1	1	-
Show Cause	SC	15	56	56	19	37
SL/Other	SL	1	1	1	1	-
Civil Support	VS	29	53	53	30	23
Adult Total		84	230	230	90	140
Juvenile						
Abuse or Neglect	AN	1	2	2	0	2
Child in Need of Services	CS	1	1	1	0	1
Custody Visitation	CV	81	180	180	91	89
Felony	DF	3	14	14	4	10
Misdemeanor	DM	6	24	24	10	14
Foster Care Review	FC	1	1	1	1	-
Show Cause	SC	0	2	2	1	1
Status	ST	0	2	2	0	2
Traffic	T	6	11	11	5	6
Term Parental Rights	TP	2	2	2	0	2
Juvenile Total		101	239	239	112	127
Dinwiddie Totals		185	469	469	202	267



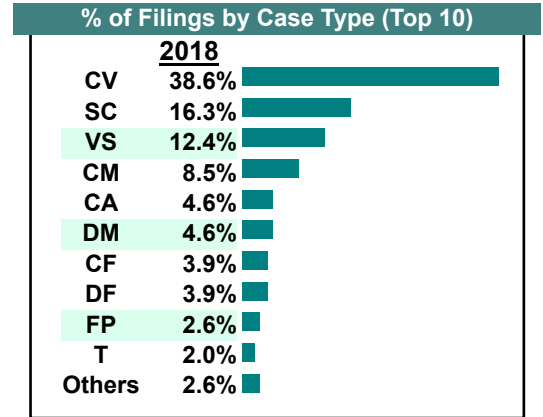
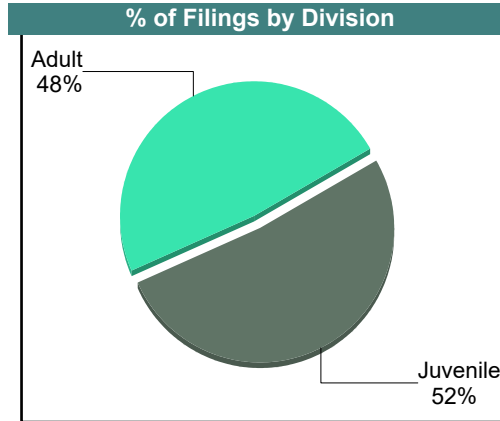

CASELOAD STATISTICS OF THE JUVENILE & DOMESTIC RELATIONS COURTS

April 2018

Dinwiddie

District: 11

		<u>Filings</u>	<u>Hearings</u>	<u>Transactions</u>	<u>Concluded</u>	<u>Cont</u>
Adult						
Capias	CA	7	22	22	5	17
Felony	CF	6	17	17	7	10
Misdemeanor	CM	13	41	41	5	36
Family Abuse - Prot Order	FP	4	11	11	5	6
Show Cause	SC	25	44	44	17	27
Civil Support	VS	19	32	32	13	19
Adult Total		74	167	167	52	115
Juvenile						
Abuse or Neglect	AN	1	1	1	0	1
Non-Family Abuse Prot Order	AP	0	4	4	4	-
Child in Need of Services	CS	0	1	1	0	1
Custody Visitation	CV	59	121	121	38	83
Felony	DF	6	13	13	5	8
Misdemeanor	DM	7	22	22	13	9
Foster Care Review	FC	1	1	1	1	-
Family Abuse - Prot Order	FP	0	1	1	1	-
Permanency	PH	0	1	1	1	-
Petition	PT	1	1	1	1	-
Show Cause	SC	0	3	3	2	1
Status	ST	1	2	2	0	2
Traffic	T	3	7	7	5	2
Juvenile Total		79	178	178	71	107
Dinwiddie Totals		153	345	345	123	222



CASELOAD STATISTICS OF THE JUVENILE & DOMESTIC RELATIONS COURTS

March 2018

Dinwiddie

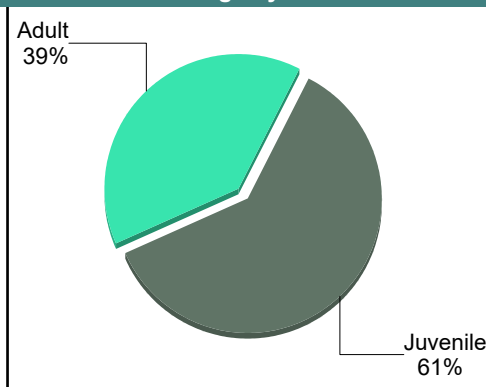
District: 11

		<u>Filings</u>	<u>Hearings</u>	<u>Transactions</u>	<u>Concluded</u>	<u>Cont</u>
<u>Adult</u>						
Capias	CA	7	27	27	11	16
Felony	CF	10	40	40	22	18
Misdemeanor	CM	13	43	43	14	29
Family Abuse - Prot Order	FP	7	18	18	10	8
Motion - Prot Order	MP	1	1	1	1	-
Protective Order	PC	1	1	1	1	-
Show Cause	SC	13	54	54	26	28
Civil Support	VS	28	45	45	24	21
Adult Total		80	229	229	109	120
<u>Juvenile</u>						
Non-Family Abuse Prot Order	AP	4	4	4	0	4
Child in Need of Services	CS	2	2	2	0	2
Custody Visitation	CV	93	183	183	68	115
Felony	DF	0	4	4	3	1
Misdemeanor	DM	13	25	25	6	19
Foster Care Review	FC	1	1	1	1	-
Family Abuse - Prot Order	FP	1	1	1	0	1
Permanency	PH	1	1	1	0	1
Show Cause	SC	3	6	6	1	5
Traffic	T	5	18	18	10	8
Term Parental Rights	TP	1	1	1	1	-
Truancy	TR	0	3	3	2	1
Juvenile Total		124	249	249	92	157
Dinwiddie Totals		204	478	478	201	277

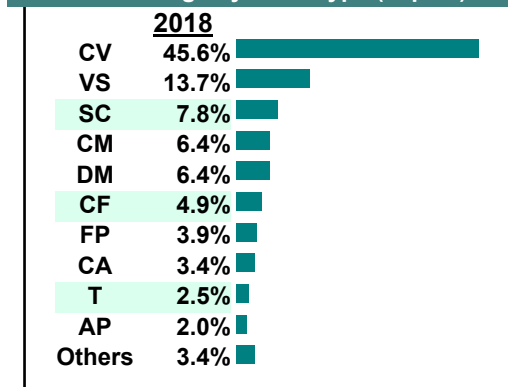
Calendared Filings

	M	T	R	F
Week 1				
Week 2				
Week 3				
Week 4				
Week 5				

% of Filings by Division



% of Filings by Case Type (Top 10)



CASELOAD STATISTICS OF THE JUVENILE & DOMESTIC RELATIONS COURTS

February 2018

Dinwiddie

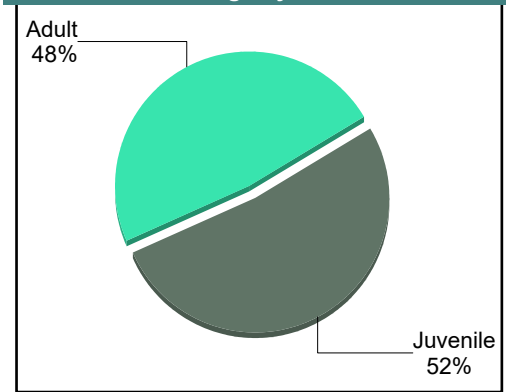
District: 11

		<u>Filings</u>	<u>Hearings</u>	<u>Transactions</u>	<u>Concluded</u>	<u>Cont</u>
Adult						
Capias	CA	8	30	30	9	21
Felony	CF	15	32	32	4	28
Misdemeanor	CM	4	32	32	10	22
Family Abuse - Prot Order	FP	7	14	14	6	8
Show Cause	SC	10	70	70	20	50
Civil Support	VS	14	28	28	15	13
Adult Total		58	206	206	64	142
Juvenile						
Abuse or Neglect	AN	0	1	1	1	-
Custody Visitation	CV	45	108	108	47	61
Felony	DF	1	10	10	5	5
Misdemeanor	DM	4	13	13	6	7
Foster Care Review	FC	1	1	1	1	-
Permanency	PH	0	1	1	1	-
Show Cause	SC	3	3	3	1	2
Status	ST	0	1	1	0	1
Traffic	T	9	13	13	5	8
Truancy	TR	0	1	1	0	1
Juvenile Total		63	152	152	67	85
Dinwiddie Totals		121	358	358	131	227

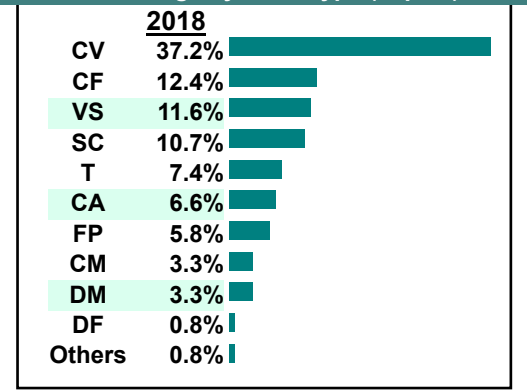
Calendared Filings

	M	T	R	F
Week 1				
Week 2				
Week 3				
Week 4				
Week 5				

% of Filings by Division



% of Filings by Case Type (Top 10)



CASELOAD STATISTICS OF THE JUVENILE & DOMESTIC RELATIONS COURTS

January 2018

Dinwiddie

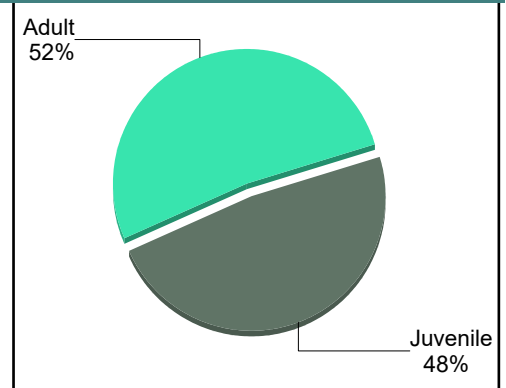
District: 11

		<u>Filings</u>	<u>Hearings</u>	<u>Transactions</u>	<u>Concluded</u>	<u>Cont</u>
<u>Adult</u>						
Capias	CA	6	18	18	7	11
Felony	CF	14	35	35	20	15
Misdemeanor	CM	12	52	52	19	33
Family Abuse - Prot Order	FP	6	14	14	4	10
Other	OT	1	1	1	1	-
Show Cause	SC	24	46	46	18	28
Civil Support	VS	17	34	34	17	17
Adult Total		80	200	200	86	114
<u>Juvenile</u>						
Abuse or Neglect	AN	0	1	1	1	-
Child in Need of Services	CS	0	1	1	0	1
Custody Visitation	CV	57	127	127	71	56
Felony	DF	0	19	19	9	10
Misdemeanor	DM	3	33	33	20	13
Foster Care Review	FC	5	5	5	5	-
Petition	PT	1	1	1	1	-
Show Cause	SC	0	2	2	2	-
Traffic	T	8	17	17	11	6
Juvenile Total		74	206	206	120	86
Dinwiddie Totals		154	406	406	206	200

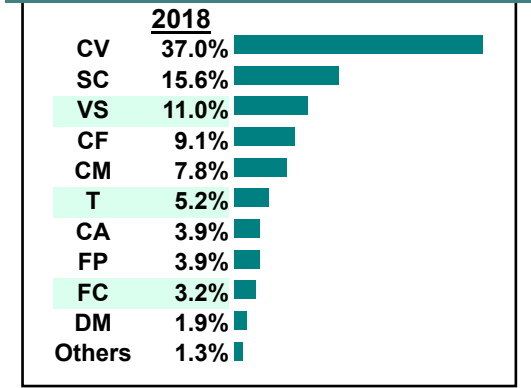
Calendared Filings

	M	T	R	F
Week 1				
Week 2				
Week 3				
Week 4				
Week 5				

% of Filings by Division



% of Filings by Case Type (Top 10)



CASELOAD STATISTICS OF THE JUVENILE & DOMESTIC RELATIONS COURTS

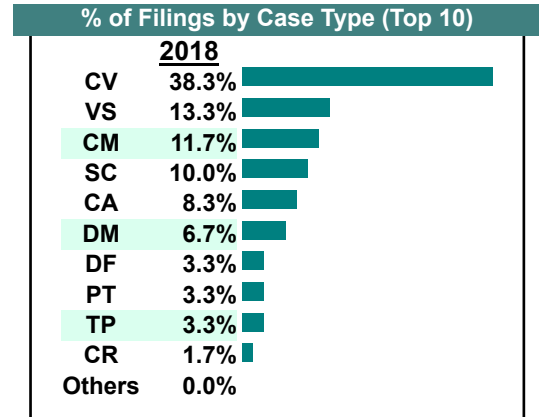
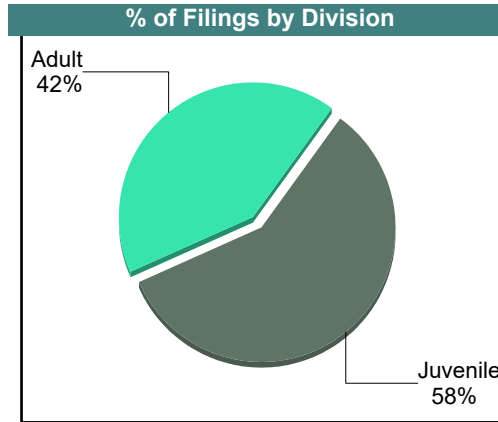
December 2018

Nottoway

District: 11

		<u>Filings</u>	<u>Hearings</u>	<u>Transactions</u>	<u>Concluded</u>	<u>Cont</u>
<u>Adult</u>						
Capias	CA	5	9	9	6	3
Felony	CF	0	1	1	1	-
Misdemeanor	CM	7	21	21	8	13
Family Abuse - Prot Order	FP	0	3	3	2	1
Show Cause	SC	5	20	20	10	10
Civil Support	VS	8	15	15	5	10
Adult Total		25	69	69	32	37
<u>Juvenile</u>						
Custody Relief	CR	1	2	2	1	1
Child in Need of Services	CS	0	1	1	0	1
Custody Visitation	CV	23	56	56	22	34
Felony	DF	2	7	7	0	7
Misdemeanor	DM	4	9	9	1	8
Petition	PT	2	4	4	1	3
Show Cause	SC	1	2	2	1	1
Traffic	T	0	5	5	4	1
Term Parental Rights	TP	2	3	3	1	2
Juvenile Total		35	89	89	31	58
Nottoway Totals		60	158	158	63	95

Calendared Filings			
	T	W	R
Week 1			
Week 2			
Week 3			



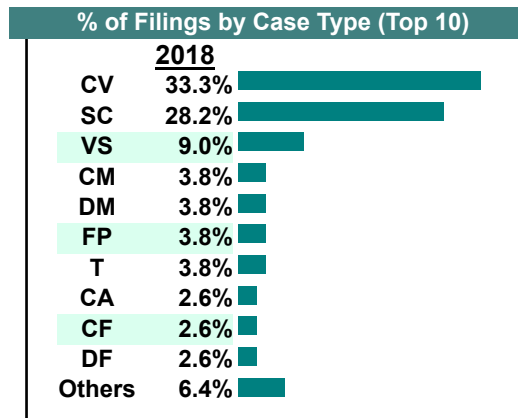
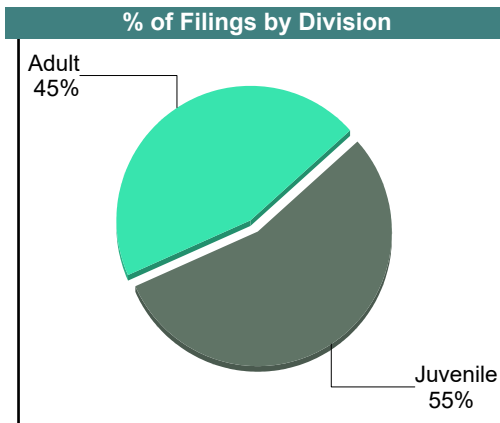

CASELOAD STATISTICS OF THE JUVENILE & DOMESTIC RELATIONS COURTS

November 2018

Nottoway

District: 11

		<u>Filings</u>	<u>Hearings</u>	<u>Transactions</u>	<u>Concluded</u>	<u>Cont</u>
<u>Adult</u>						
Capias	CA	2	4	4	3	1
Felony	CF	2	7	7	4	3
Misdemeanor	CM	3	22	22	6	16
Family Abuse - Prot Order	FP	3	6	6	1	5
Motion - Prot Order	MP	2	2	2	2	-
Remand Support	RS	1	1	1	1	-
Show Cause	SC	15	36	36	16	20
Civil Support	VS	7	16	16	8	8
Adult Total		35	94	94	41	53
<u>Juvenile</u>						
Custody Relief	CR	0	1	1	0	1
Child in Need of Services	CS	0	1	1	0	1
Custody Visitation	CV	26	100	100	33	67
Felony	DF	2	4	4	1	3
Misdemeanor	DM	3	12	12	6	6
Petition	PT	1	3	3	1	2
Show Cause	SC	7	12	12	5	7
Status	ST	0	1	1	0	1
Traffic	T	3	11	11	7	4
Term Parental Rights	TP	0	1	1	0	1
Truancy	TR	1	8	8	6	2
Juvenile Total		43	154	154	59	95
Nottoway Totals		78	248	248	100	148



CASELOAD STATISTICS OF THE JUVENILE & DOMESTIC RELATIONS COURTS

October 2018

Nottoway

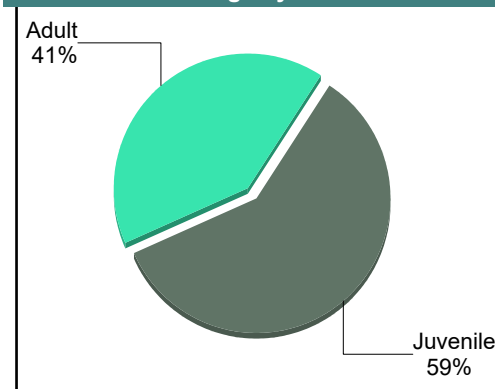
District: 11

		<u>Filings</u>	<u>Hearings</u>	<u>Transactions</u>	<u>Concluded</u>	<u>Cont</u>
Adult						
Capias	CA	4	6	6	2	4
Felony	CF	1	6	6	0	6
Misdemeanor	CM	7	32	32	6	26
Family Abuse - Prot Order	FP	0	1	1	0	1
Remand Support	RS	1	1	1	1	-
Show Cause	SC	11	23	23	9	14
Civil Support	VS	3	12	12	5	7
Adult Total		27	81	81	23	58
Juvenile						
Custody Visitation	CV	17	69	69	4	65
Felony	DF	1	3	3	0	3
Misdemeanor	DM	3	8	8	0	8
Foster Care Review	FC	1	1	1	1	-
Petition	PT	2	4	4	0	4
Remand Custody	RC	1	1	1	1	-
Show Cause	SC	1	11	11	7	4
Status	ST	2	4	4	2	2
Traffic	T	11	13	13	5	8
Term Parental Rights	TP	0	1	1	0	1
Truancy	TR	0	9	9	2	7
Juvenile Total		39	124	124	22	102
Nottoway Totals		66	205	205	45	160

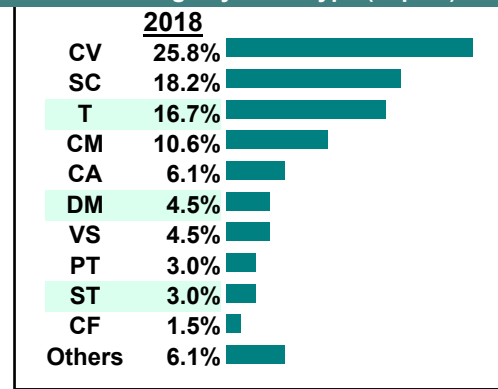
Calendared Filings

	T	W	R
Week 1			
Week 2			
Week 3			
Week 4			
Week 5			

% of Filings by Division



% of Filings by Case Type (Top 10)



CASELOAD STATISTICS OF THE JUVENILE & DOMESTIC RELATIONS COURTS

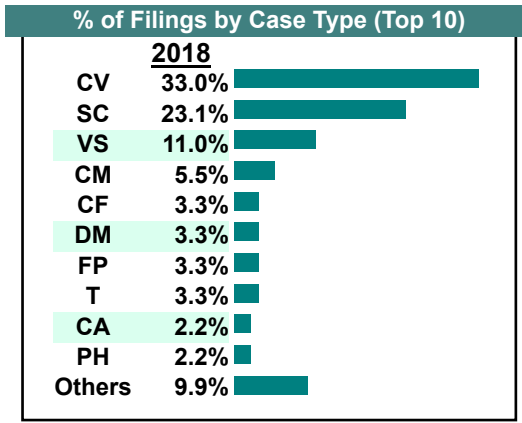
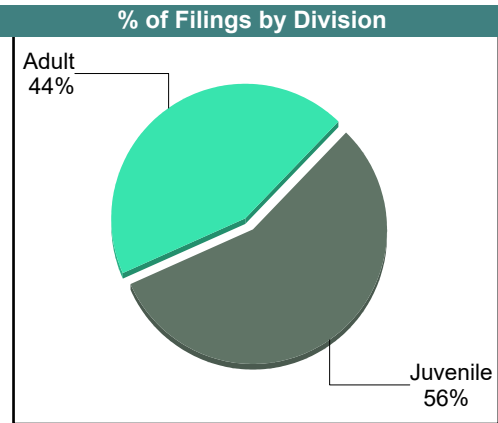
September 2018

Nottoway

District: 11

		<u>Filings</u>	<u>Hearings</u>	<u>Transactions</u>	<u>Concluded</u>	<u>Cont</u>
Adult						
Capias	CA	2	9	9	4	5
Felony	CF	3	17	17	11	6
Misdemeanor	CM	5	31	31	10	21
Family Abuse - Prot Order	FP	3	8	8	4	4
Remand Support	RS	2	2	2	2	-
Show Cause	SC	15	37	37	22	15
Civil Support	VS	10	28	28	14	14
Adult Total		40	132	132	67	65
Juvenile						
Custody Relief	CR	1	1	1	0	1
Child in Need of Services	CS	1	1	1	0	1
Custody Visitation	CV	30	93	93	20	73
Felony	DF	0	11	11	5	6
Misdemeanor	DM	3	25	25	15	10
Foster Care Review	FC	0	1	1	1	-
Permanency	PH	2	2	2	2	-
Remand Custody	RC	2	2	2	2	-
Show Cause	SC	6	13	13	4	9
Traffic	T	3	6	6	0	6
Term Parental Rights	TP	1	1	1	0	1
Truancy	TR	2	3	3	0	3
Juvenile Total		51	159	159	49	110
Nottoway Totals		91	291	291	116	175

Calendared Filings				
	M	W	R	F
Week 1				
Week 2				
Week 3				
Week 4				



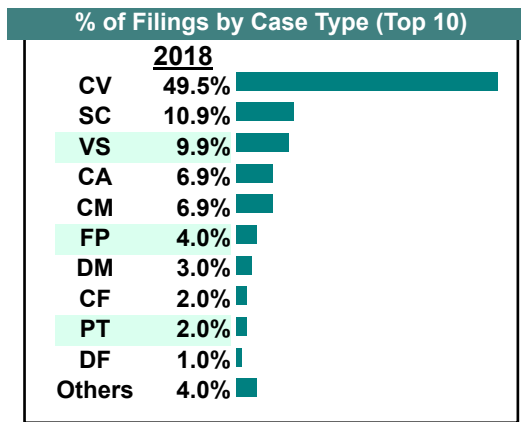
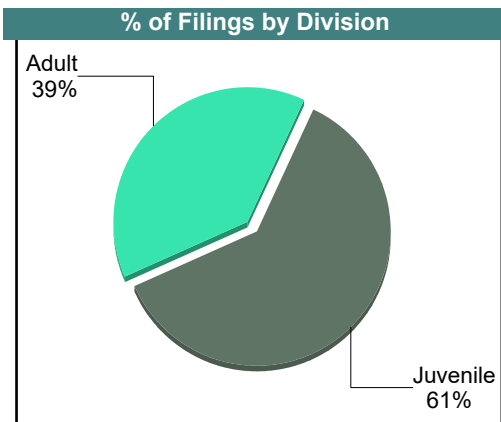
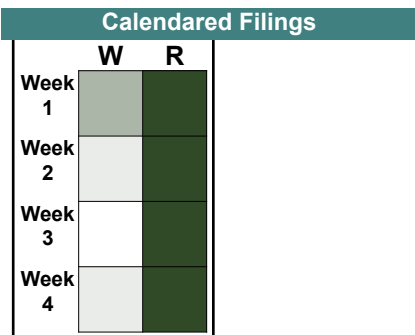
CASELOAD STATISTICS OF THE JUVENILE & DOMESTIC RELATIONS COURTS

August 2018

Nottoway

District: 11

		<u>Filings</u>	<u>Hearings</u>	<u>Transactions</u>	<u>Concluded</u>	<u>Cont</u>
<u>Adult</u>						
Capias	CA	7	14	14	7	7
Felony	CF	2	7	7	3	4
Misdemeanor	CM	7	29	29	8	21
Family Abuse - Prot Order	FP	4	9	9	6	3
Motion - Prot Order	MP	1	1	1	1	-
Show Cause	SC	8	37	37	18	19
Civil Support	VS	10	24	24	10	14
Adult Total		39	121	121	53	68
<u>Juvenile</u>						
Custody Relief	CR	0	1	1	1	-
Custody Visitation	CV	50	100	100	38	62
Felony	DF	1	9	9	0	9
Misdemeanor	DM	3	21	21	3	18
Foster Care Review	FC	1	1	1	0	1
Petition	PT	2	4	4	2	2
Show Cause	SC	3	7	7	1	6
Status	ST	0	1	1	1	-
Traffic	T	1	1	1	1	-
Term Parental Rights	TP	1	1	1	0	1
Juvenile Total		62	146	146	47	99
Nottoway Totals		101	267	267	100	167



CASELOAD STATISTICS OF THE JUVENILE & DOMESTIC RELATIONS COURTS

July 2018

Nottoway

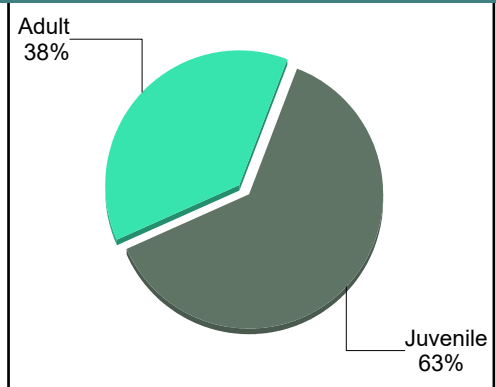
District: 11

		<u>Filings</u>	<u>Hearings</u>	<u>Transactions</u>	<u>Concluded</u>	<u>Cont</u>
<u>Adult</u>						
Capias	CA	1	5	5	4	1
Felony	CF	2	4	4	0	4
Misdemeanor	CM	8	42	42	15	27
Family Abuse - Prot Order	FP	2	5	5	2	3
Show Cause	SC	7	17	17	11	6
Civil Support	VS	7	9	9	5	4
Adult Total		27	82	82	37	45
<u>Juvenile</u>						
Custody Visitation	CV	17	52	52	26	26
Felony	DF	7	19	19	2	17
Misdemeanor	DM	17	38	38	7	31
Show Cause	SC	2	6	6	3	3
Traffic	T	2	1	2	1	1
Juvenile Total		45	116	117	39	78
Nottoway Totals		72	198	199	76	123

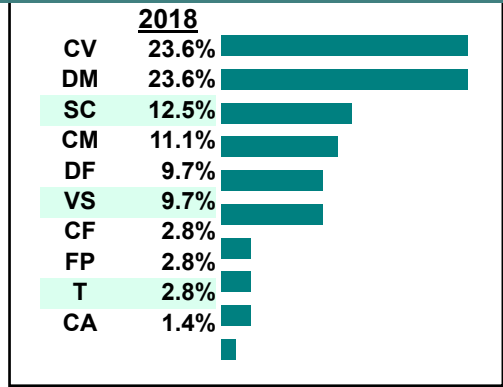
Calendared Filings

	T	R
Week 1		
Week 2		
Week 3		
Week 4		

% of Filings by Division



% of Filings by Case Type (Top 10)



CASELOAD STATISTICS OF THE JUVENILE & DOMESTIC RELATIONS COURTS

June 2018

Nottoway

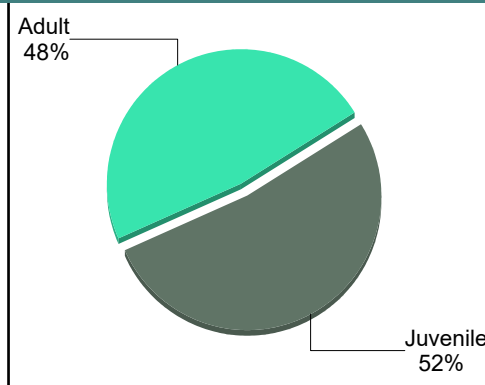
District: 11

		<u>Filings</u>	<u>Hearings</u>	<u>Transactions</u>	<u>Concluded</u>	<u>Cont</u>
<u>Adult</u>						
Non-Family Abuse Prot Order	AP	1	1	1	1	-
Capias	CA	8	18	18	10	8
Felony	CF	0	8	8	0	8
Misdemeanor	CM	13	36	36	3	33
Family Abuse - Prot Order	FP	2	2	2	0	2
Show Cause	SC	16	49	49	19	30
Civil Support	VS	11	19	19	8	11
Adult Total		51	133	133	41	92
<u>Juvenile</u>						
Custody Relief	CR	0	2	2	2	-
Custody Visitation	CV	45	72	72	18	54
Felony	DF	1	6	6	3	3
Misdemeanor	DM	1	11	11	8	3
Family Abuse - Prot Order	FP	0	1	1	1	-
Initial Foster Care	IF	1	1	1	1	-
Permanency	PH	2	2	2	2	-
Petition	PT	0	2	2	0	2
Show Cause	SC	1	6	6	2	4
Status	ST	1	4	4	3	1
Traffic	T	3	4	4	4	-
Term Parental Rights	TP	1	1	1	1	-
Truancy	TR	0	5	5	0	5
Juvenile Total		56	117	117	45	72
Nottoway Totals		107	250	250	86	164

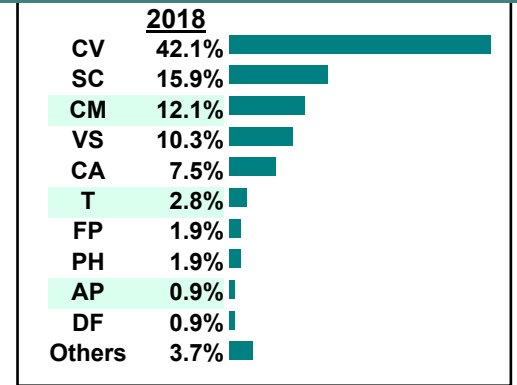
Calendared Filings

	W	R	F
Week 1			
Week 2			
Week 3			
Week 4			

% of Filings by Division



% of Filings by Case Type (Top 10)



CASELOAD STATISTICS OF THE JUVENILE & DOMESTIC RELATIONS COURTS

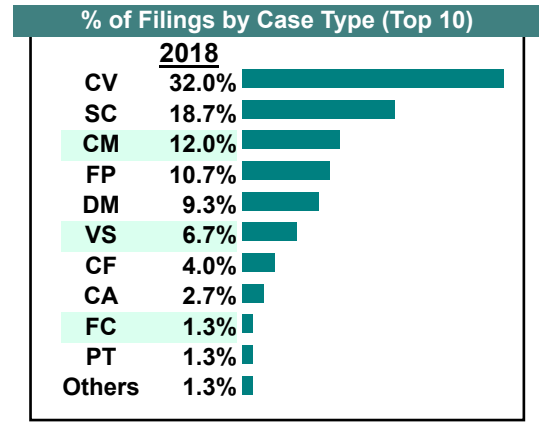
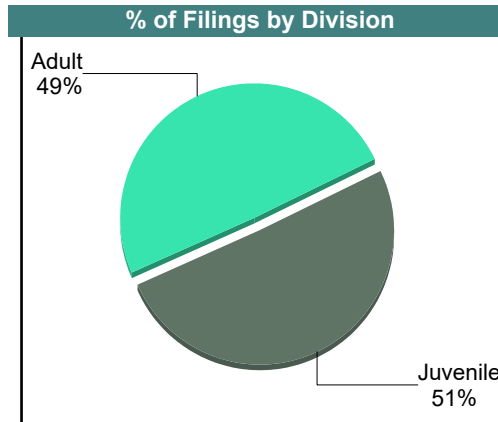
May 2018

Nottoway

District: 11

		<u>Filings</u>	<u>Hearings</u>	<u>Transactions</u>	<u>Concluded</u>	<u>Cont</u>
Adult						
Capias	CA	2	12	12	6	6
Felony	CF	3	9	9	4	5
Misdemeanor	CM	9	34	34	8	26
Family Abuse - Prot Order	FP	8	12	12	6	6
Show Cause	SC	10	33	33	16	17
Civil Support	VS	5	21	21	9	12
Adult Total		37	121	121	49	72
Juvenile						
Custody Relief	CR	0	1	1	0	1
Custody Visitation	CV	24	63	63	19	44
Felony	DF	0	6	6	0	6
Misdemeanor	DM	7	29	29	3	26
Foster Care Review	FC	1	1	1	1	-
Petition	PT	1	1	1	0	1
Show Cause	SC	4	17	17	5	12
Status	ST	0	3	3	1	2
Traffic	T	1	1	1	1	-
Truancy	TR	0	6	6	1	5
Juvenile Total		38	128	128	31	97
Nottoway Totals		75	249	249	80	169

Calendared Filings				
	M	T	W	R
Week 1				
Week 2				
Week 3				
Week 4				
Week 5				



CASELOAD STATISTICS OF THE JUVENILE & DOMESTIC RELATIONS COURTS

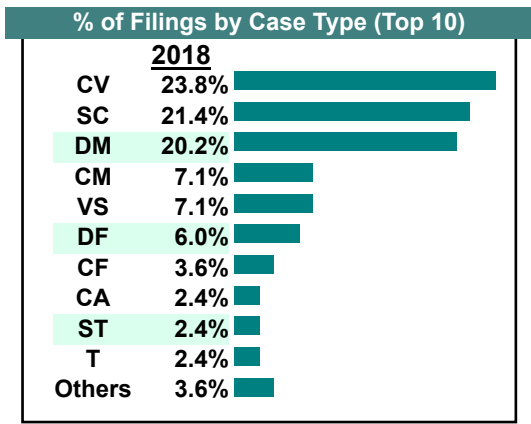
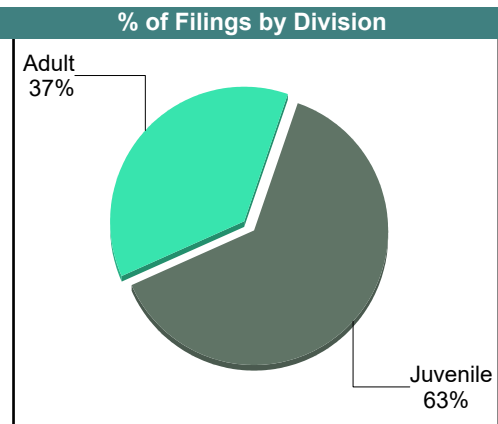
April 2018

Nottoway

District: 11

		<u>Filings</u>	<u>Hearings</u>	<u>Transactions</u>	<u>Concluded</u>	<u>Cont</u>
<u>Adult</u>						
Capias	CA	2	7	7	4	3
Felony	CF	3	12	12	1	11
Misdemeanor	CM	6	27	27	7	20
Family Abuse - Prot Order	FP	0	1	1	1	-
Remand Support	RS	1	1	1	1	-
Show Cause	SC	13	29	29	14	15
Civil Support	VS	6	12	12	3	9
Adult Total		31	89	89	31	58
<u>Juvenile</u>						
Custody Visitation	CV	20	47	47	16	31
Felony	DF	5	10	10	1	9
Misdemeanor	DM	17	29	29	8	21
Family Abuse - Prot Order	FP	0	1	1	0	1
Petition	PT	0	2	2	1	1
Show Cause	SC	5	16	16	9	7
Status	ST	2	6	6	1	5
Traffic	T	2	2	2	1	1
Truancy	TR	2	8	8	1	7
Juvenile Total		53	121	121	38	83
Nottoway Totals		84	210	210	69	141

Calendared Filings			
	T	W	R
Week 1			
Week 2			
Week 3			
Week 4			



CASELOAD STATISTICS OF THE JUVENILE & DOMESTIC RELATIONS COURTS

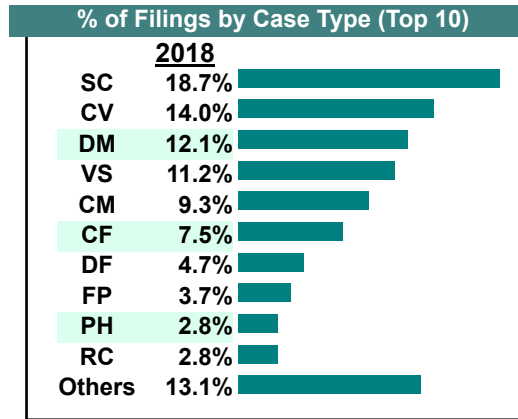
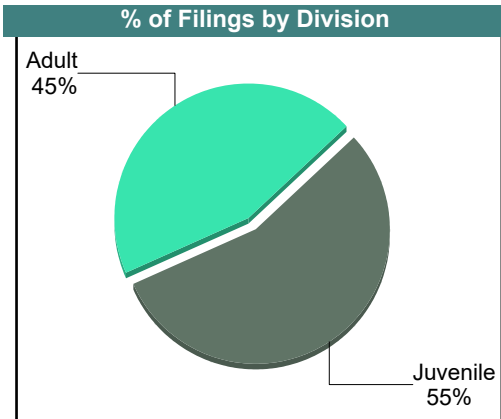
March 2018

Nottoway

District: 11

		<u>Filings</u>	<u>Hearings</u>	<u>Transactions</u>	<u>Concluded</u>	<u>Cont</u>
<u>Adult</u>						
Capias	CA	1	7	7	3	4
Felony	CF	8	9	9	1	8
Misdemeanor	CM	10	27	27	6	21
Family Abuse - Prot Order	FP	3	7	7	6	1
Remand Support	RS	1	1	1	1	-
Show Cause	SC	13	40	40	13	27
Civil Support	VS	12	27	27	15	12
Adult Total		48	118	118	45	73
<u>Juvenile</u>						
Custody Visitation	CV	15	65	65	39	26
Felony	DF	5	11	11	1	10
Misdemeanor	DM	13	21	21	4	17
Entrustment	ET	1	1	1	1	-
Family Abuse - Prot Order	FP	1	1	1	0	1
Initial Foster Care	IF	1	1	1	1	-
Permanency	PH	3	3	3	3	-
Remand Custody	RC	3	3	3	3	-
Remand Visitation	RV	3	3	3	3	-
Show Cause	SC	7	11	11	2	9
Status	ST	3	3	3	1	2
Traffic	T	1	5	5	4	1
Truancy	TR	3	5	5	0	5
Juvenile Total		59	133	133	62	71
Nottoway Totals		107	251	251	107	144

Calendared Filings				
	M	T	W	R
Week 1				
Week 2				
Week 3				
Week 4				
Week 5				



CASELOAD STATISTICS OF THE JUVENILE & DOMESTIC RELATIONS COURTS

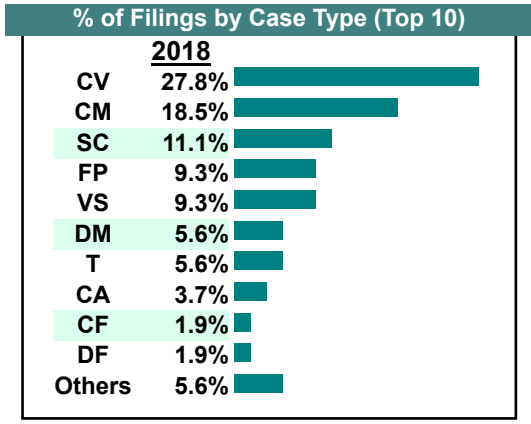
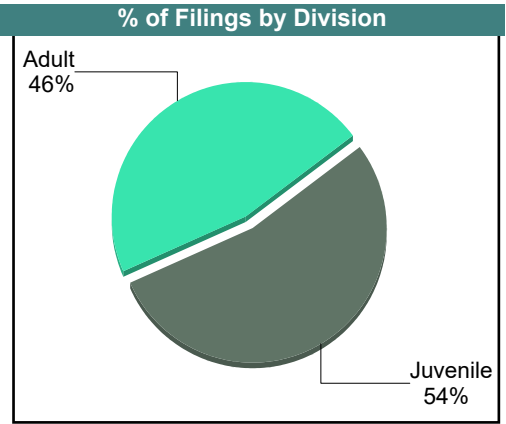
February 2018

Nottoway

District: 11

		Filings	Hearings	Transactions	Concluded	Cont
Adult						
Capias	CA	2	8	8	4	4
Felony	CF	1	1	1	0	1
Misdemeanor	CM	10	32	32	10	22
Family Abuse - Prot Order	FP	5	10	10	4	6
Other	OT	1	1	1	1	-
Show Cause	SC	1	27	27	9	18
Civil Support	VS	5	16	16	7	9
Adult Total		25	95	95	35	60
Juvenile						
Custody Visitation	CV	15	56	56	26	30
Felony	DF	1	4	4	0	4
Misdemeanor	DM	3	7	7	4	3
Petition	PT	0	2	2	0	2
Show Cause	SC	5	19	19	6	13
Status	ST	1	5	5	1	4
Traffic	T	3	11	11	5	6
Truancy	TR	1	5	5	0	5
Juvenile Total		29	109	109	42	67
Nottoway Totals		54	204	204	77	127

Calendared Filings		
	W	R
Week 1		
Week 2		
Week 3		
Week 4		
Week 5		



CASELOAD STATISTICS OF THE JUVENILE & DOMESTIC RELATIONS COURTS

January 2018

Nottoway

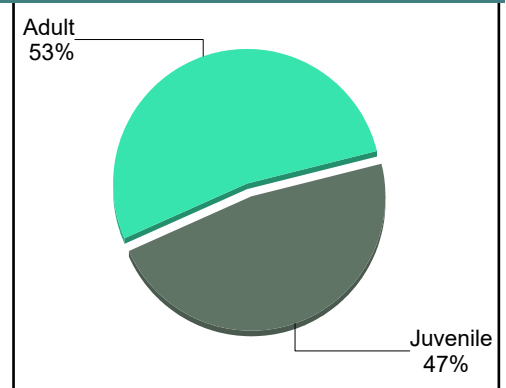
District: 11

		<u>Filings</u>	<u>Hearings</u>	<u>Transactions</u>	<u>Concluded</u>	<u>Cont</u>
<u>Adult</u>						
Capias	CA	6	17	17	5	12
Felony	CF	1	4	4	2	2
Misdemeanor	CM	7	30	30	5	25
Family Abuse - Prot Order	FP	4	7	7	2	5
Show Cause	SC	22	66	66	24	42
Civil Support	VS	8	29	29	15	14
Adult Total		48	153	153	53	100
<u>Juvenile</u>						
Custody Relief	CR	0	1	1	0	1
Custody Visitation	CV	19	67	67	27	40
Felony	DF	2	5	5	1	4
Misdemeanor	DM	5	15	15	8	7
Initial Foster Care	IF	1	1	1	1	-
Petition	PT	0	2	2	0	2
Show Cause	SC	10	20	20	9	11
Status	ST	0	3	3	1	2
Traffic	T	6	13	14	8	6
Truancy	TR	0	6	6	1	5
Juvenile Total		43	133	134	56	78
Nottoway Totals		91	286	287	109	178

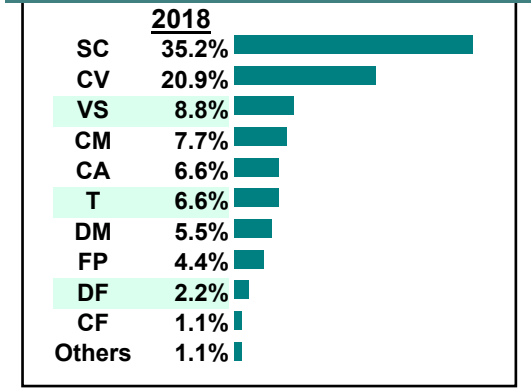
Calendared Filings

	W	R
Week 1		
Week 2		
Week 3		
Week 4		
Week 5		

% of Filings by Division



% of Filings by Case Type (Top 10)



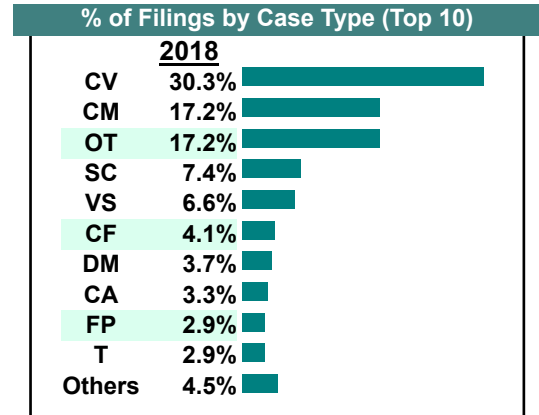
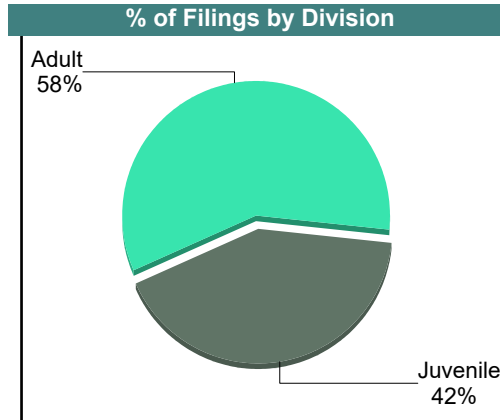
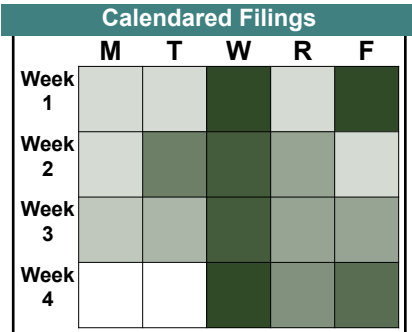
CASELOAD STATISTICS OF THE JUVENILE & DOMESTIC RELATIONS COURTS

December 2018

Petersburg

District: 11

		<u>Filings</u>	<u>Hearings</u>	<u>Transactions</u>	<u>Concluded</u>	<u>Cont</u>
<u>Adult</u>						
Capias	CA	8	26	26	18	8
Felony	CF	10	35	35	9	25
Misdemeanor	CM	42	114	114	42	71
Family Abuse - Prot Order	FP	7	19	19	10	9
Other	OT	42	54	54	36	18
Show Cause	SC	17	69	69	33	36
Civil Support	VS	16	36	36	16	20
Adult Total		142	353	353	164	187
<u>Juvenile</u>						
Abuse or Neglect	AN	1	10	10	5	5
Non-Family Abuse Prot Order	AP	1	2	2	1	1
Child in Need of Services	CS	0	1	1	1	-
Custody Visitation	CV	74	124	124	67	56
Felony	DF	1	23	23	8	15
Misdemeanor	DM	9	54	54	16	38
Foster Care Review	FC	4	4	4	4	-
Initial Foster Care	IF	1	1	1	1	-
Permanency	PH	1	1	1	1	-
Petition	PT	1	1	1	0	1
Show Cause	SC	1	5	5	3	2
Status	ST	0	7	7	4	3
Traffic	T	7	8	8	5	3
Truancy	TR	1	4	4	2	2
Juvenile Total		102	245	245	118	126
Petersburg Totals		244	598	598	282	313



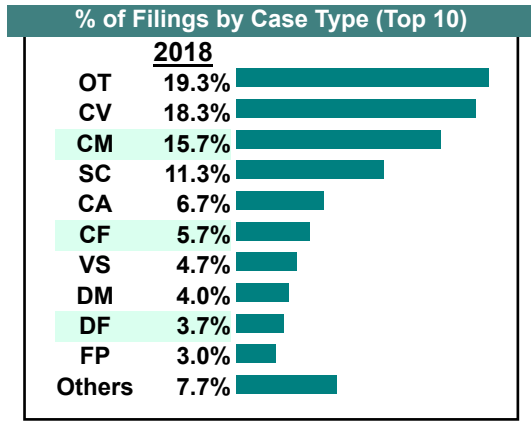
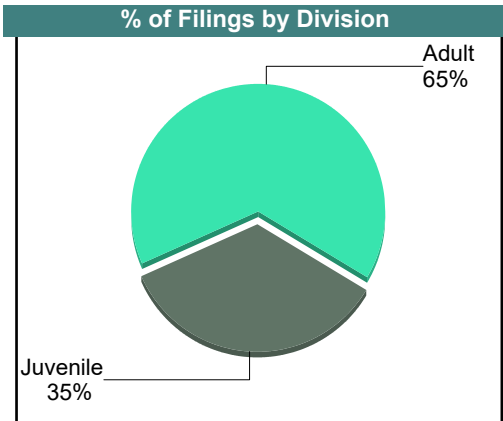

CASELOAD STATISTICS OF THE JUVENILE & DOMESTIC RELATIONS COURTS

November 2018

Petersburg

District: 11

		<u>Filings</u>	<u>Hearings</u>	<u>Transactions</u>	<u>Concluded</u>	<u>Cont</u>
Adult						
Capias	CA	20	47	47	25	22
Felony	CF	17	54	64	27	37
Misdemeanor	CM	47	130	130	49	81
Family Abuse - Prot Order	FP	9	27	27	11	16
Other	OT	58	68	68	58	10
Show Cause	SC	31	83	83	38	45
Civil Support	VS	14	30	30	20	10
Adult Total		196	439	449	228	221
Juvenile						
Abuse or Neglect	AN	2	16	16	6	10
Child in Need of Services	CS	1	1	1	0	1
Custody Visitation	CV	55	64	64	45	19
Felony	DF	11	17	17	4	13
Misdemeanor	DM	12	24	24	5	19
Foster Care Review	FC	6	6	6	6	-
Remand Custody	RC	1	1	1	1	-
Show Cause	SC	3	10	10	5	5
Status	ST	4	4	4	0	4
Traffic	T	7	9	9	7	2
Truancy	TR	2	7	7	3	4
Juvenile Total		104	159	159	82	77
Petersburg Totals		300	598	608	310	298



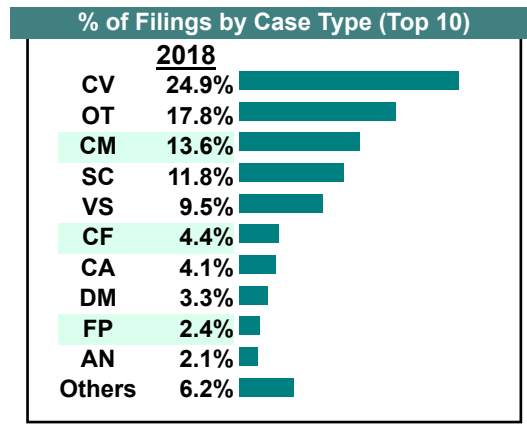
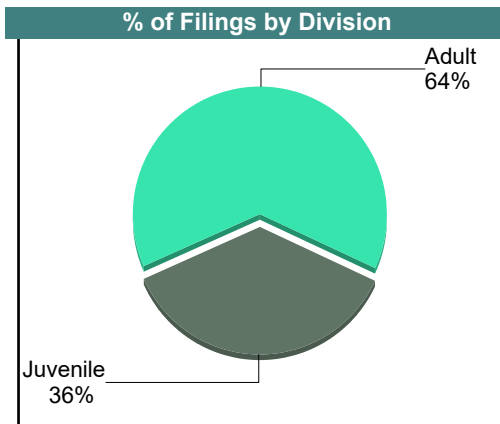

CASELOAD STATISTICS OF THE JUVENILE & DOMESTIC RELATIONS COURTS

October 2018

Petersburg

District: 11

		Filings	Hearings	Transactions	Concluded	Cont
Adult						
Capias	CA	14	40	40	17	23
Felony	CF	15	51	51	16	35
Misdemeanor	CM	46	148	148	57	91
Family Abuse - Prot Order	FP	8	25	25	11	14
Other	OT	60	72	72	61	11
Violation of PO	PV	1	1	1	1	-
Show Cause	SC	39	83	83	30	53
Civil Support	VS	32	66	66	29	37
Adult Total		215	486	486	222	264
Juvenile						
Abuse or Neglect	AN	7	32	32	10	22
Non-Family Abuse Prot Order	AP	0	1	1	1	-
Child in Need of Services	CS	1	1	1	1	-
Custody Visitation	CV	84	140	140	86	54
Felony	DF	2	73	73	45	28
Misdemeanor	DM	11	68	68	14	54
Foster Care Review	FC	3	4	4	4	-
Initial Foster Care	IF	3	4	4	3	1
Permanency	PH	2	2	2	2	-
Petition	PT	2	5	5	0	5
Show Cause	SC	1	9	9	2	7
Status	ST	2	7	7	2	5
Traffic	T	5	13	13	6	7
Truancy	TR	0	2	2	0	2
Juvenile Total		123	361	361	176	185
Petersburg Totals		338	847	847	398	449



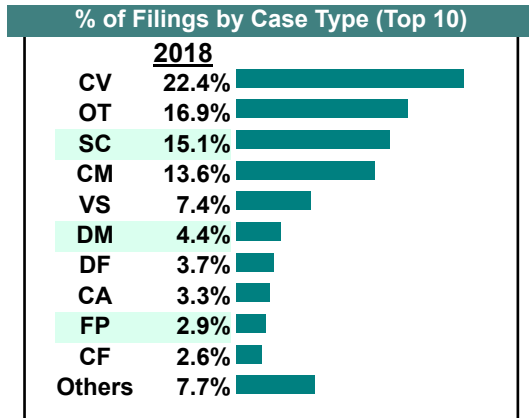
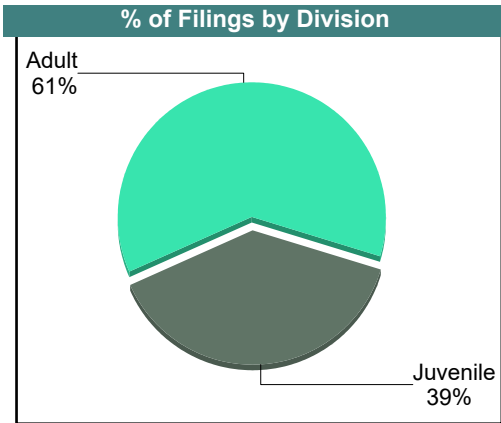
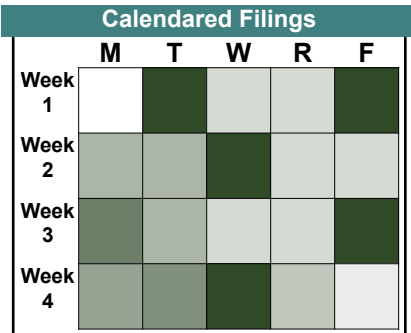
CASELOAD STATISTICS OF THE JUVENILE & DOMESTIC RELATIONS COURTS

September 2018

Petersburg

District: 11

		<u>Filings</u>	<u>Hearings</u>	<u>Transactions</u>	<u>Concluded</u>	<u>Cont</u>
<u>Adult</u>						
Non-Family Abuse Prot Order	AP	0	1	1	1	-
Capias	CA	9	21	21	18	3
Felony	CF	7	40	40	14	26
Misdemeanor	CM	37	105	105	32	73
Family Abuse - Prot Order	FP	8	17	17	4	13
Motion - Prot Order	MP	1	1	1	1	-
Other	OT	46	69	69	60	9
Show Cause	SC	38	103	103	65	38
SL/Other	SL	1	1	1	0	1
Civil Support	VS	20	49	49	27	22
Adult Total		167	407	407	222	185
<u>Juvenile</u>						
Abuse or Neglect	AN	6	28	28	10	18
Custody Visitation	CV	61	99	99	63	35
Felony	DF	10	19	19	3	14
Misdemeanor	DM	12	30	30	6	24
Foster Care Review	FC	2	3	3	2	1
Initial Foster Care	IF	3	3	3	3	-
Petition	PT	2	3	3	3	-
Remand Custody	RC	1	1	1	1	-
Remand Visitation	RV	1	1	1	1	-
Show Cause	SC	3	11	11	7	4
Status	ST	0	1	1	1	-
Traffic	T	3	6	7	2	5
Truancy	TR	1	4	4	3	1
Juvenile Total		105	209	210	105	102
Petersburg Totals		272	616	617	327	287



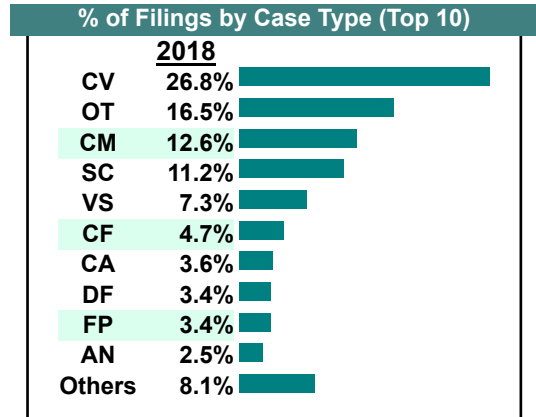
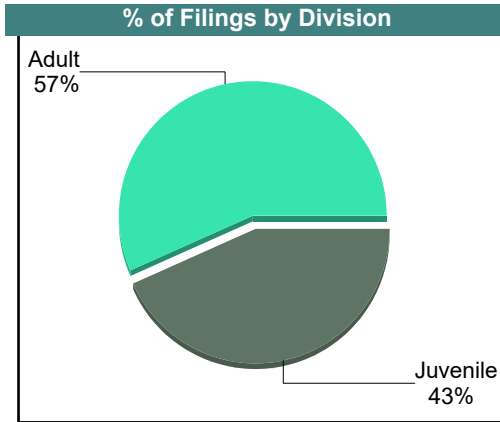

CASELOAD STATISTICS OF THE JUVENILE & DOMESTIC RELATIONS COURTS

August 2018

Petersburg

District: 11

		<u>Filings</u>	<u>Hearings</u>	<u>Transactions</u>	<u>Concluded</u>	<u>Cont</u>
<u>Adult</u>						
Non-Family Abuse Prot Order	AP	1	2	2	0	2
Capias	CA	13	34	34	20	14
Felony	CF	17	67	67	14	53
Misdemeanor	CM	45	122	122	32	89
Family Abuse - Prot Order	FP	12	30	30	15	15
Motion - Prot Order	MP	1	2	2	2	-
Other	OT	59	71	71	52	19
Show Cause	SC	29	65	65	29	36
Civil Support	VS	26	46	46	23	23
Adult Total		203	439	439	187	251
<u>Juvenile</u>						
Abuse or Neglect	AN	9	25	25	0	25
Non-Family Abuse Prot Order	AP	1	2	2	1	1
Child in Need of Services	CS	0	3	3	1	2
Custody Visitation	CV	96	139	139	87	51
Felony	DF	12	58	58	16	42
Misdemeanor	DM	7	40	40	17	23
Foster Care Review	FC	8	8	8	8	-
Initial Foster Care	IF	1	1	1	1	-
Show Cause	SC	11	27	27	11	16
Status	ST	0	2	2	0	2
Traffic	T	1	8	8	3	5
Truancy	TR	9	13	13	7	6
Juvenile Total		155	326	326	152	173
Petersburg Totals		358	765	765	339	424



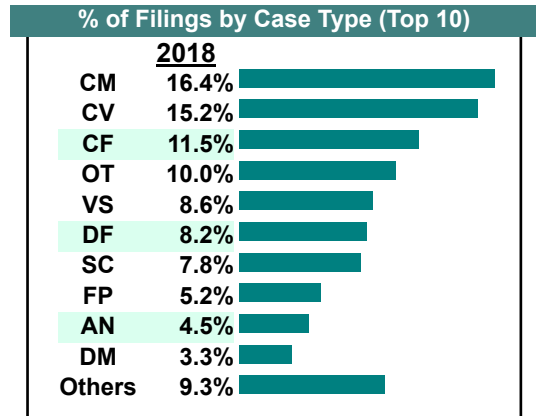
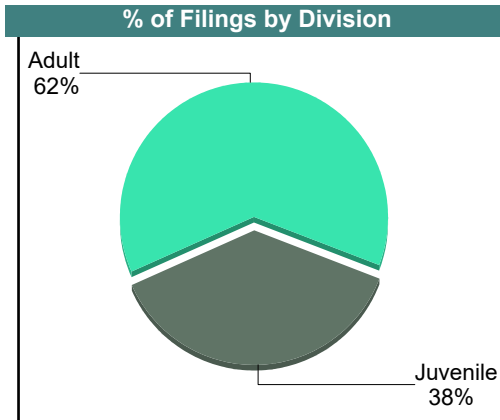

CASELOAD STATISTICS OF THE JUVENILE & DOMESTIC RELATIONS COURTS

July 2018

Petersburg

District: 11

		<u>Filings</u>	<u>Hearings</u>	<u>Transactions</u>	<u>Concluded</u>	<u>Cont</u>
<u>Adult</u>						
Capias	CA	7	28	28	16	12
Felony	CF	31	72	72	20	52
Misdemeanor	CM	44	110	110	45	65
Family Abuse - Prot Order	FP	14	23	23	9	14
Motion - Prot Order	MP	2	2	2	1	1
Other	OT	27	31	31	24	7
Violation of PO	PV	2	2	2	2	-
Show Cause	SC	17	68	68	28	40
SL/Other	SL	1	1	1	1	-
Civil Support	VS	23	52	52	26	26
Adult Total		168	389	389	172	217
<u>Juvenile</u>						
Abuse or Neglect	AN	12	18	18	0	18
Non-Family Abuse Prot Order	AP	0	5	5	3	2
Child in Need of Services	CS	1	1	1	0	1
Custody Visitation	CV	41	84	84	46	38
Felony	DF	22	50	50	5	45
Misdemeanor	DM	9	40	40	14	26
Foster Care Review	FC	5	5	5	5	-
Permanency	PH	1	1	1	1	-
Petition	PT	1	3	3	2	1
Show Cause	SC	4	9	9	1	8
Status	ST	2	3	3	0	3
Traffic	T	2	2	2	1	1
Truancy	TR	1	3	3	0	3
Juvenile Total		101	224	224	78	146
Petersburg Totals		269	613	613	250	363



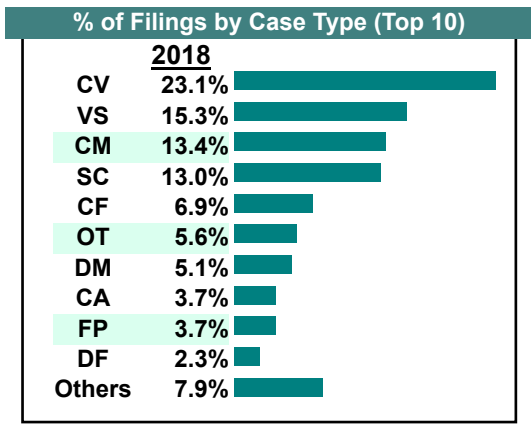
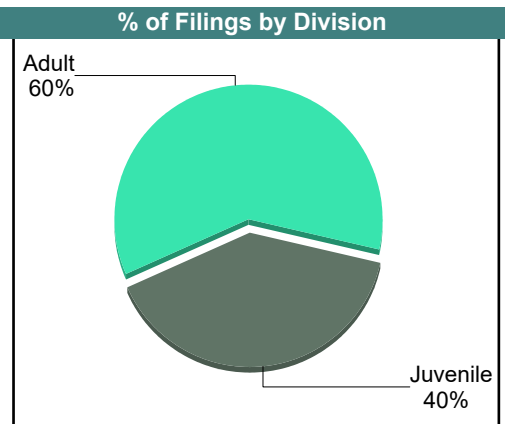

CASELOAD STATISTICS OF THE JUVENILE & DOMESTIC RELATIONS COURTS

June 2018

Petersburg

District: 11

		Filings	Hearings	Transactions	Concluded	Cont
Adult						
Non-Family Abuse Prot Order	AP	1	1	1	1	-
Capias	CA	8	40	40	22	18
Felony	CF	15	54	54	17	37
Misdemeanor	CM	29	94	94	28	66
Family Abuse - Prot Order	FP	8	20	20	8	12
Other	OT	12	23	23	18	5
Show Cause	SC	24	93	93	39	54
Civil Support	VS	33	56	56	30	26
Adult Total		130	381	381	163	218
Juvenile						
Abuse or Neglect	AN	1	13	13	5	8
Non-Family Abuse Prot Order	AP	3	10	10	5	5
Child in Need of Services	CS	0	2	2	2	-
Custody Visitation	CV	50	104	104	54	50
Felony	DF	5	42	42	4	38
Misdemeanor	DM	11	50	50	12	38
Foster Care Review	FC	3	3	3	2	1
Permanency	PH	2	2	2	2	-
Petition	PT	2	5	5	3	2
Show Cause	SC	4	14	14	3	11
Status	ST	0	2	2	0	2
Traffic	T	5	13	14	5	9
Term Parental Rights	TP	0	6	6	6	-
Truancy	TR	0	7	7	3	4
Juvenile Total		86	273	274	106	168
Petersburg Totals		216	654	655	269	386



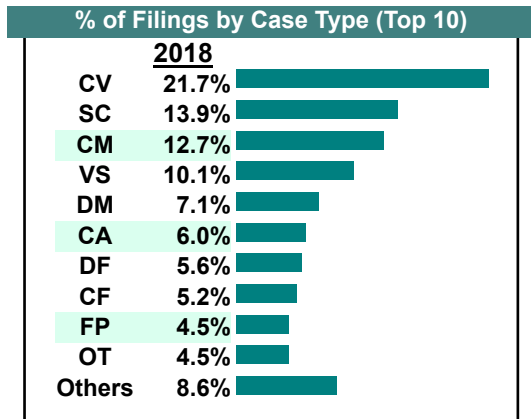
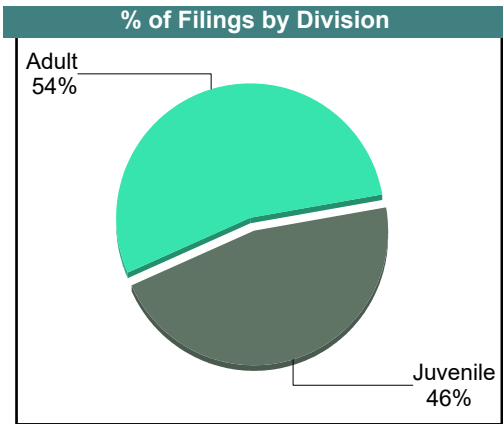

CASELOAD STATISTICS OF THE JUVENILE & DOMESTIC RELATIONS COURTS

May 2018

Petersburg

District: 11

		<u>Filings</u>	<u>Hearings</u>	<u>Transactions</u>	<u>Concluded</u>	<u>Cont</u>
<u>Adult</u>						
Capias	CA	16	41	41	26	15
Felony	CF	14	33	33	4	29
Misdemeanor	CM	34	107	107	32	75
Family Abuse - Prot Order	FP	12	27	27	11	16
Other	OT	12	24	24	11	13
Remand Support	RS	1	1	1	1	-
Show Cause	SC	28	96	96	45	51
Civil Support	VS	27	52	52	26	26
Adult Total		144	381	381	156	225
<u>Juvenile</u>						
Abuse or Neglect	AN	4	7	7	0	7
Non-Family Abuse Prot Order	AP	5	6	6	1	5
Custody Visitation	CV	58	98	98	64	34
Felony	DF	15	48	48	11	37
Misdemeanor	DM	19	62	62	9	53
Foster Care Review	FC	0	1	1	1	-
Permanency	PH	5	5	5	5	-
Petition	PT	0	1	1	0	1
Show Cause	SC	9	11	11	5	6
Status	ST	1	1	1	0	1
Traffic	T	1	4	4	1	3
Term Parental Rights	TP	6	10	10	10	-
Truancy	TR	0	7	7	3	4
Juvenile Total		123	261	261	110	151
Petersburg Totals		267	642	642	266	376

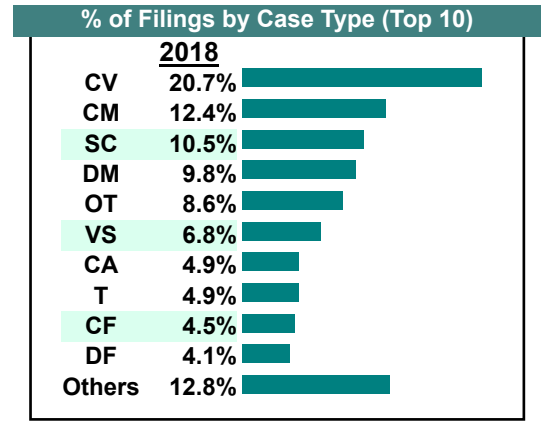
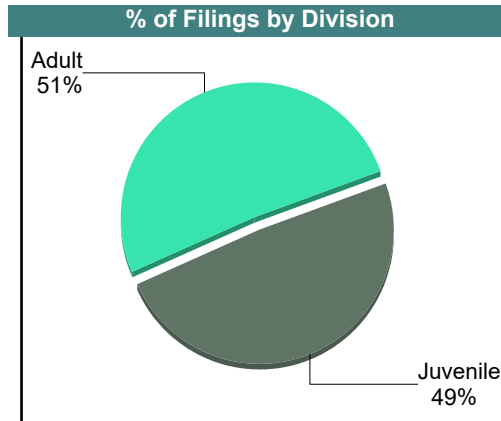



April 2018

		<u>Filings</u>	<u>Hearings</u>	<u>Transactions</u>	<u>Concluded</u>	<u>Cont</u>
Adult						
Non-Family Abuse Prot Order	AP	0	1	1	1	-
Capias	CA	13	43	43	19	24
Felony	CF	12	50	50	23	27
Misdemeanor	CM	33	116	116	36	80
Family Abuse - Prot Order	FP	8	15	15	8	7
Other	OT	23	23	23	16	7
Violation of PO	PV	1	1	1	1	-
Show Cause	SC	28	79	79	33	46
Civil Support	VS	18	32	32	15	17
Adult Total		136	360	360	152	208

Juvenile						
Abuse or Neglect	AN	2	6	6	1	5
Non-Family Abuse Prot Order	AP	1	4	4	2	2
Child in Need of Services	CS	0	2	2	0	2
Custody Visitation	CV	55	92	92	49	43
Felony	DF	11	39	39	4	35
Misdemeanor	DM	26	49	49	10	39
Foster Care Review	FC	1	1	1	0	1
Initial Foster Care	IF	1	1	1	1	-
Permanency	PH	8	10	10	10	-
Petition	PT	1	2	2	1	1
Show Cause	SC	0	5	5	3	2
Status	ST	1	5	5	2	3
Traffic	T	13	15	15	11	4
Term Parental Rights	TP	4	4	4	2	2
Truancy	TR	6	6	6	4	2
Juvenile Total		130	241	241	100	141

Petersburg Totals		266	601	601	252	349
--------------------------	--	------------	------------	------------	------------	------------



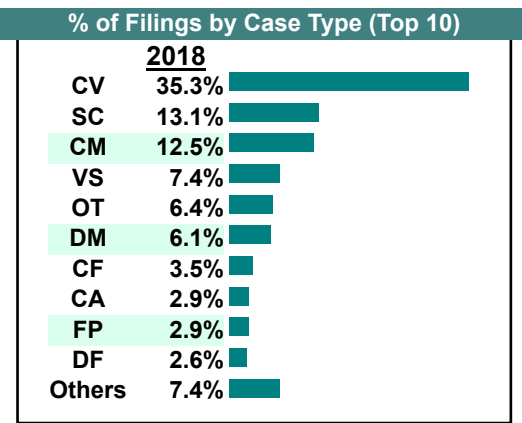
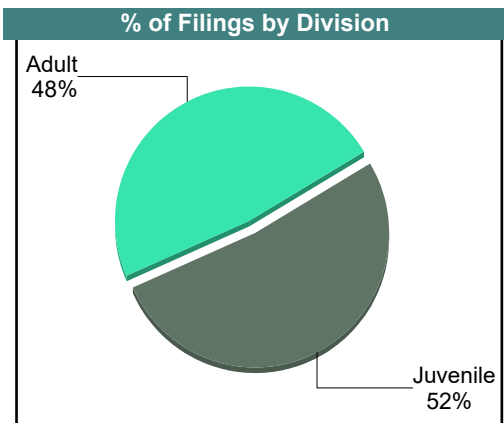

CASELOAD STATISTICS OF THE JUVENILE & DOMESTIC RELATIONS COURTS

March 2018

Petersburg

District: 11

		<u>Filings</u>	<u>Hearings</u>	<u>Transactions</u>	<u>Concluded</u>	<u>Cont</u>
<u>Adult</u>						
Non-Family Abuse Prot Order	AP	0	1	1	1	-
Capias	CA	9	55	55	21	34
Felony	CF	11	55	55	11	44
Misdemeanor	CM	39	124	124	36	88
Family Abuse - Prot Order	FP	9	19	19	10	9
Motion - Prot Order	MP	1	1	1	1	-
Other	OT	20	23	23	11	12
Violation of PO	PV	1	1	1	1	-
Show Cause	SC	37	130	130	64	66
SL/Other	SL	0	2	2	2	-
Civil Support	VS	23	44	44	19	25
Adult Total		150	455	455	177	278
<u>Juvenile</u>						
Abuse or Neglect	AN	1	3	3	1	2
Non-Family Abuse Prot Order	AP	1	4	4	1	3
Child in Need of Services	CS	1	3	3	2	1
Custody Visitation	CV	110	170	170	109	61
Felony	DF	8	26	26	6	20
Misdemeanor	DM	19	47	47	16	31
Foster Care Review	FC	3	3	3	3	-
Initial Foster Care	IF	1	1	1	1	-
Permanency	PH	2	2	2	2	-
Petition	PT	3	4	4	1	3
Show Cause	SC	4	10	10	6	4
Traffic	T	5	6	6	4	2
Term Parental Rights	TP	2	2	2	0	2
Truancy	TR	2	2	2	1	1
Juvenile Total		162	283	283	153	130
Petersburg Totals		312	738	738	330	408



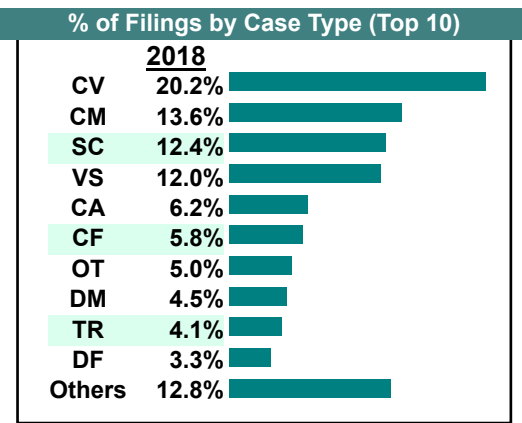
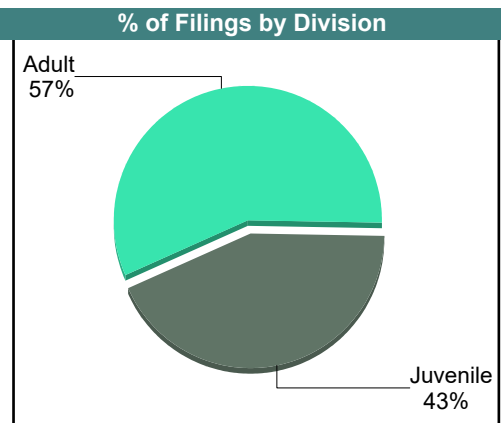

CASELOAD STATISTICS OF THE JUVENILE & DOMESTIC RELATIONS COURTS

February 2018

Petersburg

District: 11

		<u>Filings</u>	<u>Hearings</u>	<u>Transactions</u>	<u>Concluded</u>	<u>Cont</u>
<u>Adult</u>						
Non-Family Abuse Prot Order	AP	0	3	3	1	2
Capias	CA	15	39	39	19	20
Felony	CF	14	46	46	15	31
Misdemeanor	CM	33	95	95	24	71
Family Abuse - Prot Order	FP	6	22	22	11	11
Motion - Prot Order	MP	1	1	1	1	-
Other	OT	12	19	19	11	8
Show Cause	SC	27	104	104	49	55
SL/Other	SL	1	2	2	0	2
Civil Support	VS	29	52	52	25	27
Adult Total		138	383	383	156	227
<u>Juvenile</u>						
Abuse or Neglect	AN	2	5	5	0	5
Non-Family Abuse Prot Order	AP	3	5	5	1	4
Child in Need of Services	CS	0	6	6	1	5
Custody Visitation	CV	49	113	113	68	45
Felony	DF	8	36	36	18	18
Misdemeanor	DM	11	33	33	16	17
Family Abuse - Prot Order	FP	1	1	1	1	-
Initial Foster Care	IF	1	1	1	1	-
Permanency	PH	7	7	7	5	2
Petition	PT	1	2	2	1	1
Show Cause	SC	3	10	10	2	8
Status	ST	0	1	1	1	-
Traffic	T	2	6	6	5	1
Term Parental Rights	TP	6	6	6	0	6
Truancy	TR	10	11	11	4	7
Juvenile Total		104	243	243	124	119
Petersburg Totals		242	626	626	280	346



CASELOAD STATISTICS OF THE JUVENILE & DOMESTIC RELATIONS COURTS

January 2018

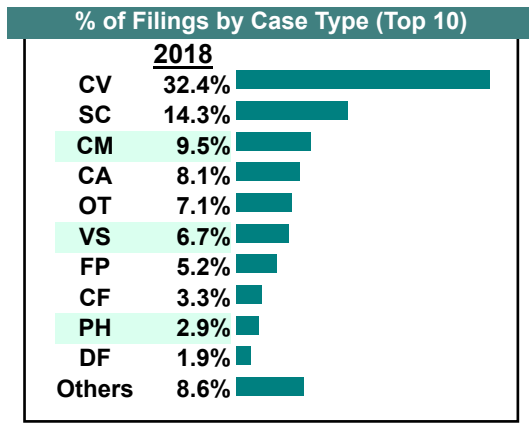
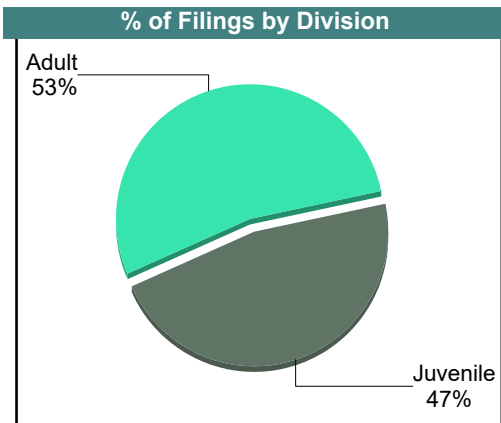

Petersburg

District: 11

		<u>Filings</u>	<u>Hearings</u>	<u>Transactions</u>	<u>Concluded</u>	<u>Cont</u>
<u>Adult</u>						
Non-Family Abuse Prot Order	AP	0	3	3	2	1
Capias	CA	17	37	37	21	16
Felony	CF	7	40	40	12	28
Misdemeanor	CM	20	81	81	23	58
Family Abuse - Prot Order	FP	11	17	17	4	13
Other	OT	15	16	16	6	10
Violation of PO	PV	1	1	1	1	-
Show Cause	SC	27	117	117	52	65
Civil Support	VS	14	40	40	21	19
Adult Total		112	352	352	142	210

<u>Juvenile</u>						
Abuse or Neglect	AN	0	3	3	3	-
Non-Family Abuse Prot Order	AP	1	1	1	0	1
Child in Need of Services	CS	2	4	4	1	3
Custody Visitation	CV	68	131	131	64	67
Felony	DF	4	34	34	7	27
Misdemeanor	DM	4	43	43	19	24
Initial Foster Care	IF	2	2	2	2	-
Permanency	PH	6	6	6	6	-
Petition	PT	1	1	1	0	1
Remand Custody	RC	2	2	2	2	-
Remand Visitation	RV	2	2	2	2	-
Show Cause	SC	3	16	16	7	9
Status	ST	1	4	4	1	3
Traffic	T	0	5	5	2	3
Truancy	TR	2	6	6	4	2
Juvenile Total		98	260	260	120	140

Petersburg Totals		210	612	612	262	350
--------------------------	--	------------	------------	------------	------------	------------



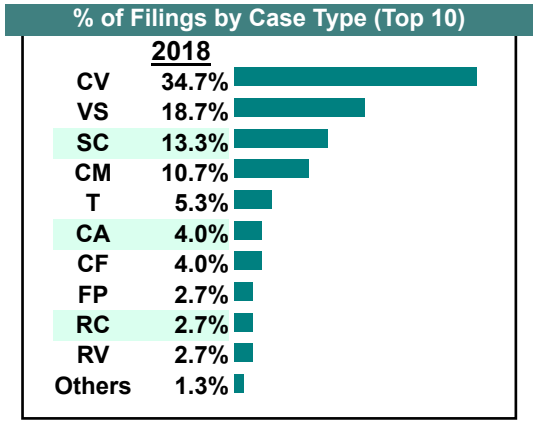
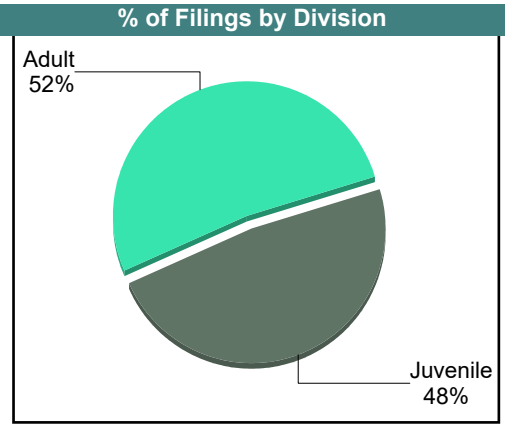
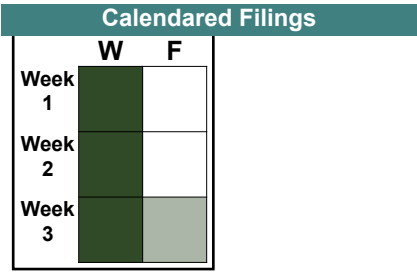
CASELOAD STATISTICS OF THE JUVENILE & DOMESTIC RELATIONS COURTS

December 2018

Powhatan

District: 11

		<u>Filings</u>	<u>Hearings</u>	<u>Transactions</u>	<u>Concluded</u>	<u>Cont</u>
<u>Adult</u>						
Capias	CA	3	12	12	5	7
Felony	CF	3	5	5	0	5
Misdemeanor	CM	8	27	27	5	22
Family Abuse - Prot Order	FP	2	10	10	4	6
Show Cause	SC	9	52	52	25	27
Civil Support	VS	14	32	32	19	13
Adult Total		39	138	138	58	80
<u>Juvenile</u>						
Custody Visitation	CV	26	61	61	28	33
Felony	DF	0	5	5	0	5
Misdemeanor	DM	0	8	8	4	4
Remand Custody	RC	2	2	2	2	-
Remand Visitation	RV	2	2	2	2	-
Show Cause	SC	1	2	2	1	1
Status	ST	0	3	3	1	2
Traffic	T	4	14	14	10	4
Truancy	TR	1	2	2	1	1
Juvenile Total		36	99	99	49	50
Powhatan Totals		75	237	237	107	130



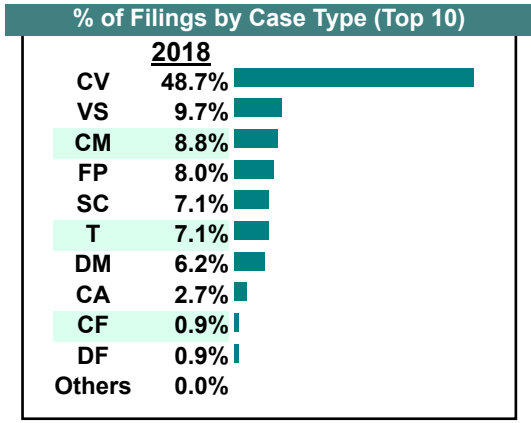
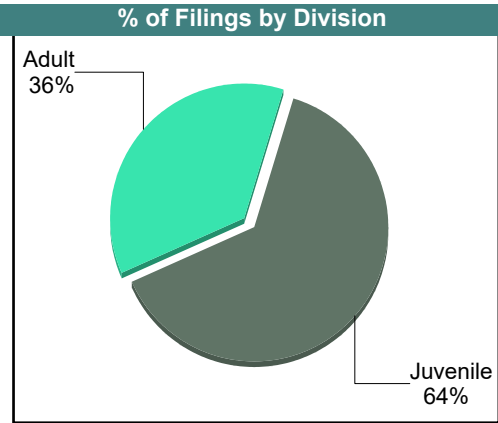

CASELOAD STATISTICS OF THE JUVENILE & DOMESTIC RELATIONS COURTS

November 2018

Powhatan

District: 11

		<u>Filings</u>	<u>Hearings</u>	<u>Transactions</u>	<u>Concluded</u>	<u>Cont</u>
<u>Adult</u>						
Capias	CA	3	12	12	4	8
Felony	CF	1	7	7	2	5
Misdemeanor	CM	10	37	37	3	34
Family Abuse - Prot Order	FP	9	14	14	5	9
Show Cause	SC	7	25	25	8	17
Civil Support	VS	11	26	26	10	16
Adult Total		41	121	121	32	89
<u>Juvenile</u>						
Abuse or Neglect	AN	0	1	1	0	1
Custody Visitation	CV	55	90	90	37	53
Felony	DF	1	3	3	0	3
Misdemeanor	DM	7	17	17	4	13
Family Abuse - Prot Order	FP	0	1	1	0	-
Show Cause	SC	1	1	1	0	1
Status	ST	0	1	1	1	-
Traffic	T	8	14	14	7	7
Juvenile Total		72	128	128	49	78
Powhatan Totals		113	249	249	81	167




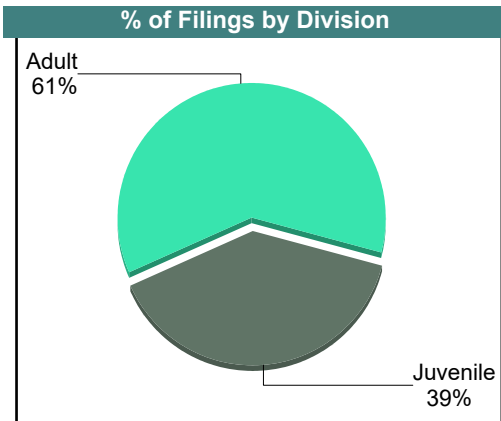

CASELOAD STATISTICS OF THE JUVENILE & DOMESTIC RELATIONS COURTS

October 2018

Powhatan

District: 11

		<u>Filings</u>	<u>Hearings</u>	<u>Transactions</u>	<u>Concluded</u>	<u>Cont</u>
<u>Adult</u>						
Capias	CA	4	11	11	2	9
Felony	CF	4	8	8	4	4
Misdemeanor	CM	8	23	23	2	21
Family Abuse - Prot Order	FP	3	8	8	1	5
Show Cause	SC	19	36	36	7	29
Civil Support	VS	10	24	24	13	11
Adult Total		48	110	110	29	79
<u>Juvenile</u>						
Abuse or Neglect	AN	1	2	2	0	2
Custody Visitation	CV	20	57	57	26	31
Felony	DF	0	9	9	4	5
Misdemeanor	DM	0	13	13	7	6
Family Abuse - Prot Order	FP	1	1	1	0	1
Petition	PT	0	1	1	1	-
Show Cause	SC	2	6	6	5	-
Traffic	T	7	12	12	4	8
Truancy	TR	0	3	3	3	-
Juvenile Total		31	104	104	50	53
Powhatan Totals		79	214	214	79	132



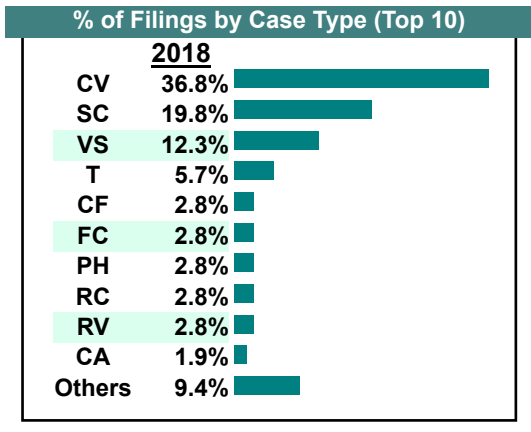
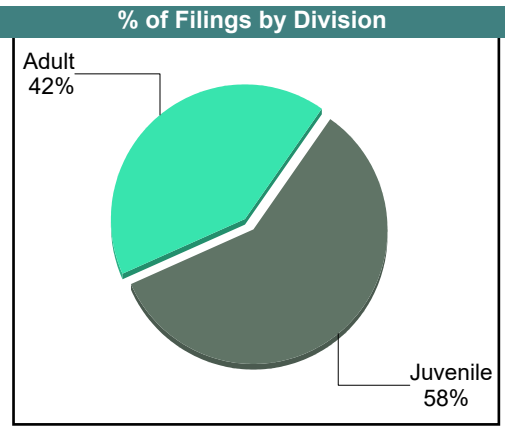

CASELOAD STATISTICS OF THE JUVENILE & DOMESTIC RELATIONS COURTS

September 2018

Powhatan

District: 11

		<u>Filings</u>	<u>Hearings</u>	<u>Transactions</u>	<u>Concluded</u>	<u>Cont</u>
Adult						
Capias	CA	2	4	4	1	3
Felony	CF	3	14	14	5	9
Misdemeanor	CM	2	15	15	5	10
Family Abuse - Prot Order	FP	1	3	3	1	2
Motion - Prot Order	MP	1	1	1	1	-
Show Cause	SC	21	35	35	17	18
SL/Other	SL	1	1	1	1	-
Civil Support	VS	13	28	28	12	16
Adult Total		44	101	101	43	58
Juvenile						
Custody Visitation	CV	39	83	83	45	38
Felony	DF	2	3	3	1	2
Misdemeanor	DM	2	11	11	9	2
Foster Care Review	FC	3	3	3	3	-
Permanency	PH	3	3	3	3	-
Petition	PT	1	1	1	1	-
Remand Custody	RC	3	3	3	3	-
Remand Visitation	RV	3	3	3	3	-
Show Cause	SC	0	3	3	2	1
Status	ST	0	2	2	0	2
Traffic	T	6	12	12	6	6
Truancy	TR	0	4	4	4	-
Voluntary Continuing Services Agreement	VA	0	1	1	1	-
Juvenile Total		62	132	132	81	51
Powhatan Totals		106	233	233	124	109



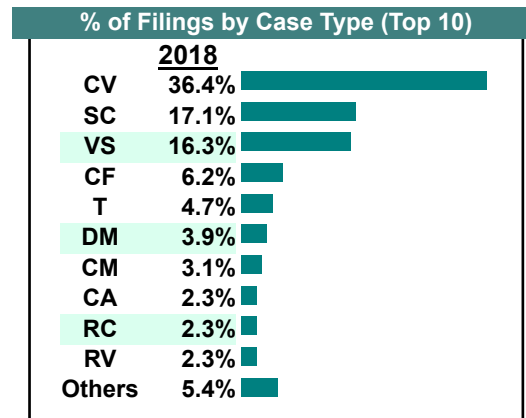
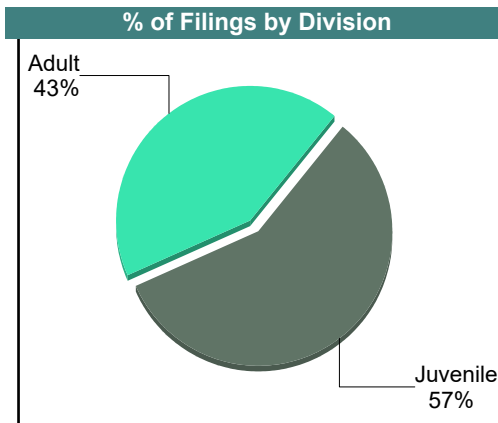

CASELOAD STATISTICS OF THE JUVENILE & DOMESTIC RELATIONS COURTS

August 2018

Powhatan

District: 11

		<u>Filings</u>	<u>Hearings</u>	<u>Transactions</u>	<u>Concluded</u>	<u>Cont</u>
<u>Adult</u>						
Bond Forfeiture	BF	0	2	2	2	-
Capias	CA	3	7	7	4	3
Felony	CF	8	12	12	2	10
Misdemeanor	CM	4	27	27	9	18
Family Abuse - Prot Order	FP	2	3	3	0	3
Remand Support	RS	2	2	2	2	-
Show Cause	SC	15	46	46	20	26
Civil Support	VS	21	44	44	20	24
Adult Total		55	143	143	59	84
<u>Juvenile</u>						
Custody Visitation	CV	47	113	113	54	59
Felony	DF	0	13	13	3	10
Misdemeanor	DM	5	28	28	12	16
Foster Care Review	FC	1	1	1	1	-
Petition	PT	1	1	1	0	1
Remand Custody	RC	3	3	3	3	-
Remand Visitation	RV	3	3	3	3	-
Show Cause	SC	7	13	13	2	11
Traffic	T	6	11	11	5	6
Truancy	TR	0	3	3	0	3
Voluntary Continuing Services Agreement	VA	1	1	1	0	1
Juvenile Total		74	190	190	83	107
Powhatan Totals		129	333	333	142	191



CASELOAD STATISTICS OF THE JUVENILE & DOMESTIC RELATIONS COURTS

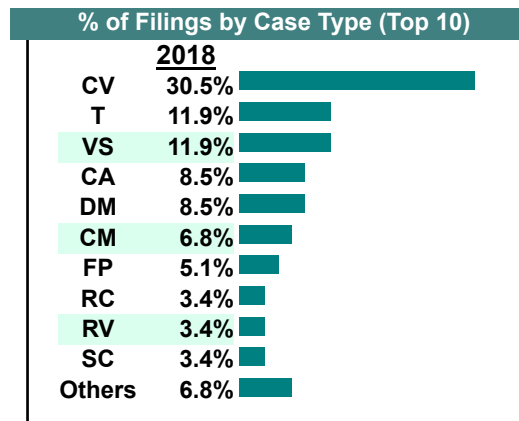
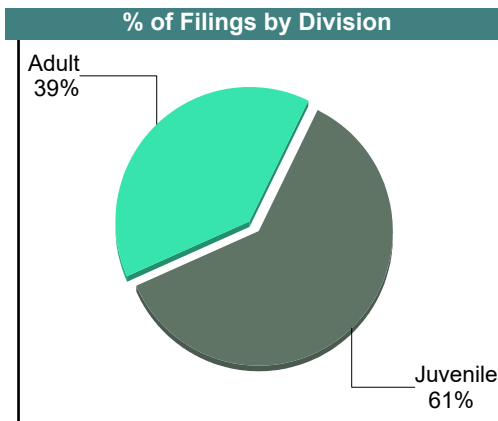
July 2018

Powhatan

District: 11

		<u>Filings</u>	<u>Hearings</u>	<u>Transactions</u>	<u>Concluded</u>	<u>Cont</u>
<u>Adult</u>						
Capias	CA	5	8	8	4	4
Felony	CF	1	3	3	2	1
Misdemeanor	CM	4	24	24	7	17
Family Abuse - Prot Order	FP	3	5	5	4	1
Remand Support	RS	1	2	2	2	-
Show Cause	SC	2	12	12	5	7
Civil Support	VS	7	15	15	8	7
Adult Total		23	69	69	32	37
<u>Juvenile</u>						
Custody Visitation	CV	18	37	37	16	21
Felony	DF	1	10	10	0	10
Misdemeanor	DM	5	15	15	1	14
Foster Care Review	FC	1	2	2	2	-
Remand Custody	RC	2	5	5	5	-
Remand Visitation	RV	2	5	5	5	-
Show Cause	SC	0	2	2	0	2
Traffic	T	7	14	14	6	8
Juvenile Total		36	90	90	35	55
Powhatan Totals		59	159	159	67	92

Calendared Filings				
	M	W	R	F
Week 1	█			
Week 2		█		█
Week 3		█	█	
Week 4		█		



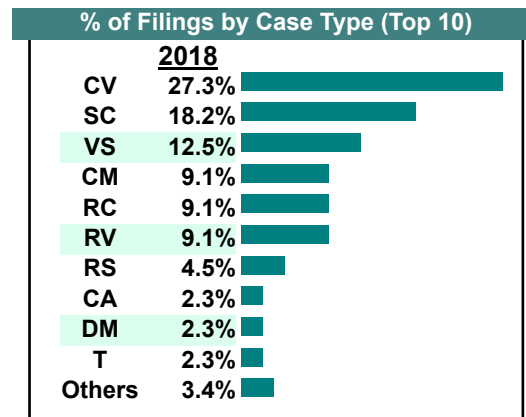
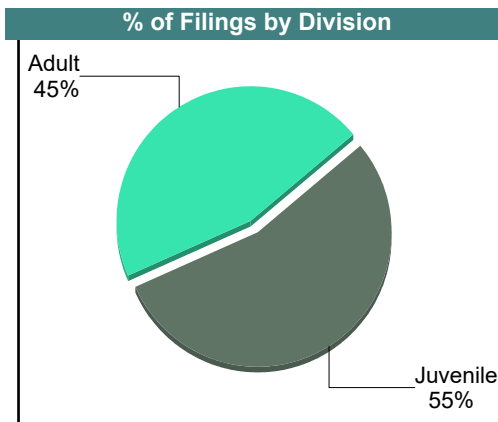

CASELOAD STATISTICS OF THE JUVENILE & DOMESTIC RELATIONS COURTS

June 2018

Powhatan

District: 11

		<u>Filings</u>	<u>Hearings</u>	<u>Transactions</u>	<u>Concluded</u>	<u>Cont</u>
Adult						
Capias	CA	2	4	4	1	3
Felony	CF	0	9	9	4	5
Misdemeanor	CM	8	44	44	15	29
Family Abuse - Prot Order	FP	1	5	5	4	1
Motion - Prot Order	MP	1	1	1	1	-
Remand Support	RS	4	5	5	3	2
Show Cause	SC	13	35	35	12	23
Civil Support	VS	11	30	30	12	18
Adult Total		40	133	133	52	81
Juvenile						
Custody Visitation	CV	24	67	67	29	38
Felony	DF	1	8	8	2	6
Misdemeanor	DM	2	19	19	6	13
Permanency	PH	0	1	1	1	-
Remand Custody	RC	8	11	11	5	6
Remand Visitation	RV	8	11	11	5	6
Show Cause	SC	3	4	4	1	3
Traffic	T	2	4	4	2	2
Truancy	TR	0	4	4	2	2
Juvenile Total		48	129	129	53	76
Powhatan Totals		88	262	262	105	157



CASELOAD STATISTICS OF THE JUVENILE & DOMESTIC RELATIONS COURTS

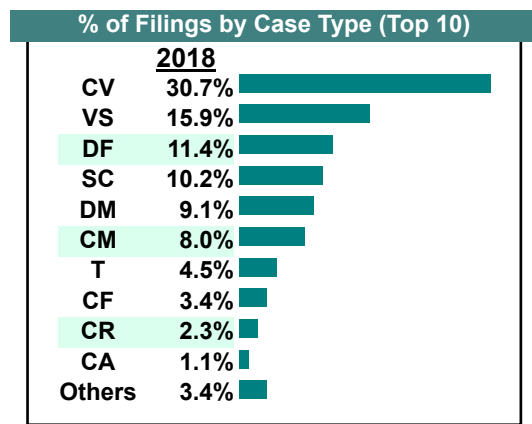
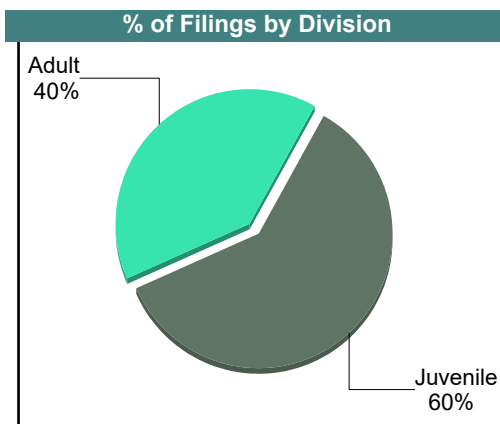
May 2018

Powhatan

District: 11

		<u>Filings</u>	<u>Hearings</u>	<u>Transactions</u>	<u>Concluded</u>	<u>Cont</u>
Adult						
Capias	CA	1	6	6	3	3
Felony	CF	3	14	14	7	7
Misdemeanor	CM	7	33	33	13	20
Family Abuse - Prot Order	FP	1	6	6	3	3
Show Cause	SC	9	34	34	16	18
Civil Support	VS	14	31	31	12	19
Adult Total		35	124	124	54	70
Juvenile						
Abuse or Neglect	AN	0	2	2	2	-
Custody Relief	CR	2	2	2	2	-
Child in Need of Services	CS	0	1	1	1	-
Custody Visitation	CV	27	70	70	26	44
Felony	DF	10	17	17	1	16
Misdemeanor	DM	8	26	26	9	17
Permanency	PH	1	1	1	0	1
Petition	PT	1	2	2	1	1
Show Cause	SC	0	2	2	2	-
Status	ST	0	4	4	0	4
Traffic	T	4	6	6	2	4
Juvenile Total		53	133	133	46	87
Powhatan Totals		88	257	257	100	157

	M	T	W	R	F
Week 1					
Week 2					
Week 3					
Week 4					
Week 5					



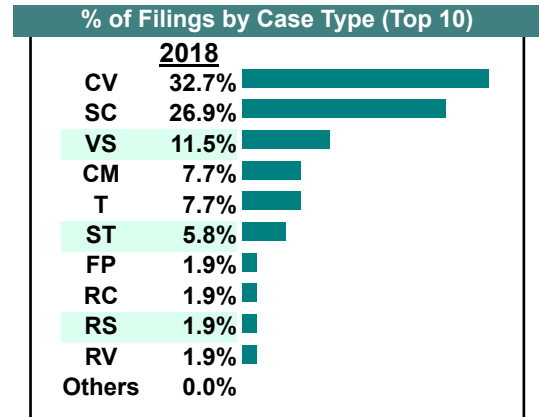
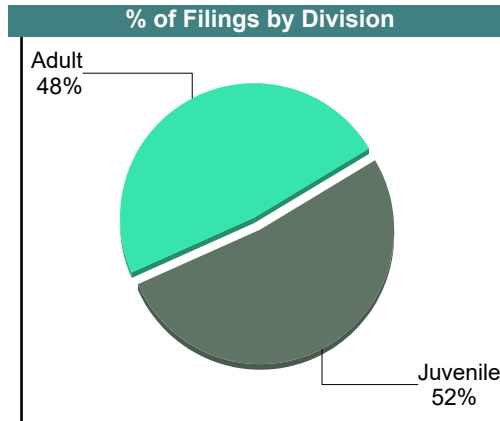
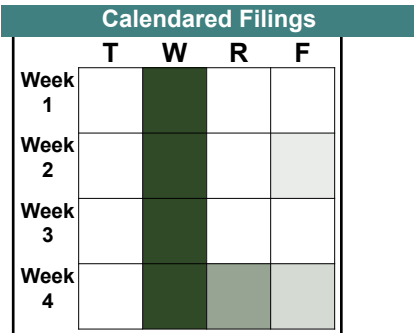
CASELOAD STATISTICS OF THE JUVENILE & DOMESTIC RELATIONS COURTS

April 2018

Powhatan

District: 11

		<u>Filings</u>	<u>Hearings</u>	<u>Transactions</u>	<u>Concluded</u>	<u>Cont</u>
<u>Adult</u>						
Capias	CA	0	1	1	0	1
Felony	CF	0	6	6	5	1
Misdemeanor	CM	4	29	29	12	17
Family Abuse - Prot Order	FP	1	1	1	0	1
Remand Support	RS	1	1	1	1	-
Show Cause	SC	13	39	39	18	21
Civil Support	VS	6	25	25	12	13
Adult Total		25	102	102	48	54
<u>Juvenile</u>						
Abuse or Neglect	AN	0	2	2	0	2
Child in Need of Services	CS	0	2	2	1	1
Custody Visitation	CV	17	63	63	33	30
Felony	DF	0	6	6	0	6
Misdemeanor	DM	0	3	3	2	1
Foster Care Review	FC	0	3	3	3	-
Permanency	PH	0	1	1	1	-
Remand Custody	RC	1	1	1	1	-
Remand Visitation	RV	1	1	1	1	-
Show Cause	SC	1	3	3	2	1
Status	ST	3	3	3	0	3
Traffic	T	4	8	8	2	6
Truancy	TR	0	3	3	1	2
Juvenile Total		27	99	99	47	52
Powhatan Totals		52	201	201	95	106



CASELOAD STATISTICS OF THE JUVENILE & DOMESTIC RELATIONS COURTS

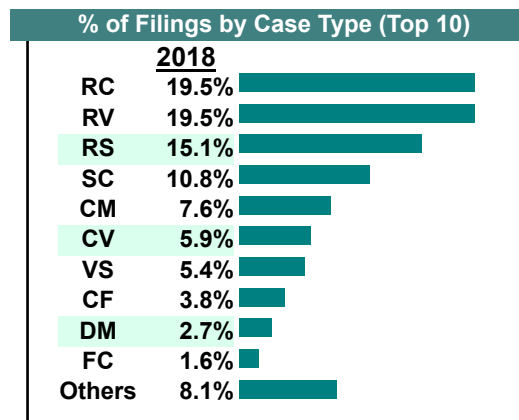
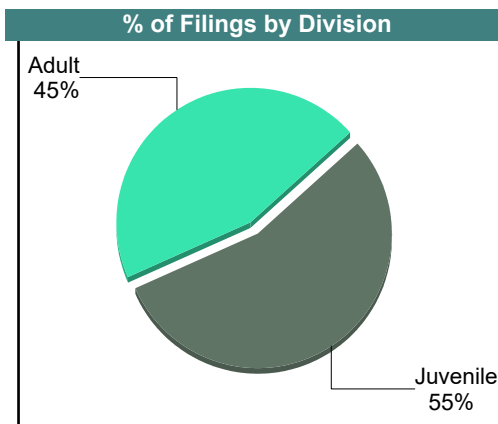
March 2018

Powhatan

District: 11

		<u>Filings</u>	<u>Hearings</u>	<u>Transactions</u>	<u>Concluded</u>	<u>Cont</u>
<u>Adult</u>						
Bond Forfeiture	BF	2	2	2	0	2
Capias	CA	2	6	6	1	5
Felony	CF	7	20	20	1	19
Misdemeanor	CM	14	57	57	18	39
Family Abuse - Prot Order	FP	2	11	11	4	7
Motion - Prot Order	MP	1	1	1	1	-
Remand Support	RS	28	28	28	28	-
Show Cause	SC	17	46	46	12	34
Civil Support	VS	10	30	30	14	16
Adult Total		83	201	201	79	122
<u>Juvenile</u>						
Abuse or Neglect	AN	2	4	4	0	4
Custody Relief	CR	1	1	1	1	-
Child in Need of Services	CS	1	13	13	7	6
Custody Visitation	CV	11	68	68	23	45
Felony	DF	2	12	12	1	11
Misdemeanor	DM	5	19	19	1	18
Foster Care Review	FC	3	3	3	3	-
Petition	PT	0	1	1	1	-
Remand Custody	RC	36	36	36	36	-
Remand Visitation	RV	36	36	36	36	-
Show Cause	SC	3	7	7	1	6
Traffic	T	1	6	6	5	1
Truancy	TR	1	4	4	0	4
Juvenile Total		102	210	210	115	95
Powhatan Totals		185	411	411	194	217

Calendared Filings					
	M	T	W	R	F
Week 1					
Week 2					
Week 3					
Week 4					
Week 5					



CASELOAD STATISTICS OF THE JUVENILE & DOMESTIC RELATIONS COURTS

February 2018

Powhatan

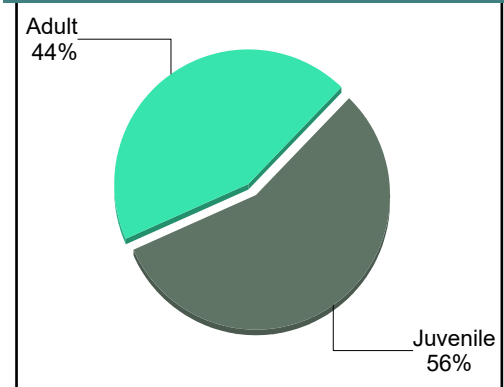
District: 11

		<u>Filings</u>	<u>Hearings</u>	<u>Transactions</u>	<u>Concluded</u>	<u>Cont</u>
<u>Adult</u>						
Capias	CA	4	17	17	9	8
Felony	CF	6	15	15	4	11
Misdemeanor	CM	18	65	65	16	49
Family Abuse - Prot Order	FP	5	10	10	4	6
Motion - Prot Order	MP	1	1	1	1	-
Remand Support	RS	13	13	13	13	-
Show Cause	SC	15	54	54	20	34
Civil Support	VS	26	49	49	22	27
Adult Total		88	224	224	89	135
<u>Juvenile</u>						
Child in Need of Services	CS	0	6	6	0	6
Custody Visitation	CV	70	127	127	48	79
Felony	DF	0	9	9	2	7
Misdemeanor	DM	0	14	14	7	7
Foster Care Review	FC	2	2	2	1	1
Permanency	PH	1	1	1	1	-
Remand Custody	RC	17	17	17	17	-
Remand Visitation	RV	16	16	16	16	-
Show Cause	SC	1	7	7	4	3
Status	ST	0	4	4	2	2
Traffic	T	5	11	11	6	5
Truancy	TR	1	7	7	1	6
Juvenile Total		113	221	221	105	116
Powhatan Totals		201	445	445	194	251

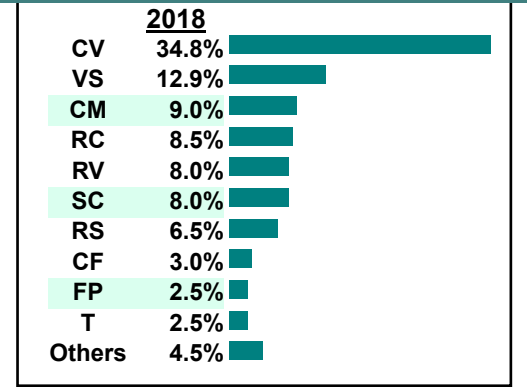
Calendared Filings

	W	R	F
Week 1			
Week 2			
Week 3			
Week 4			
Week 5			

% of Filings by Division



% of Filings by Case Type (Top 10)



CASELOAD STATISTICS OF THE JUVENILE & DOMESTIC RELATIONS COURTS

January 2018

Powhatan

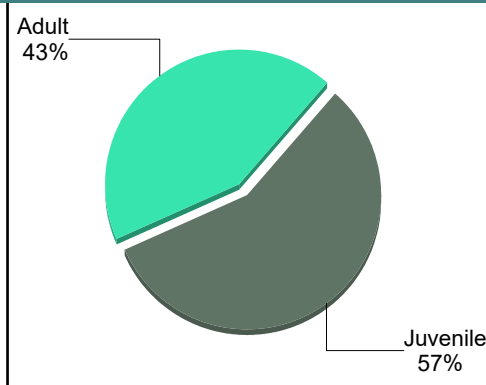
District: 11

		<u>Filings</u>	<u>Hearings</u>	<u>Transactions</u>	<u>Concluded</u>	<u>Cont</u>
<u>Adult</u>						
Capias	CA	0	12	12	3	9
Felony	CF	4	11	11	4	7
Misdemeanor	CM	15	57	57	9	48
Family Abuse - Prot Order	FP	5	14	14	4	10
Remand Support	RS	1	1	1	1	-
Show Cause	SC	7	36	36	5	31
Civil Support	VS	12	26	26	8	18
Adult Total		44	157	157	34	123
<u>Juvenile</u>						
Abuse or Neglect	AN	0	3	3	3	-
Child in Need of Services	CS	1	4	4	3	1
Custody Visitation	CV	32	92	92	52	40
Felony	DF	3	17	17	2	15
Misdemeanor	DM	6	16	16	2	14
Foster Care Review	FC	1	1	1	1	-
Petition	PT	1	1	1	0	1
Remand Custody	RC	1	1	1	1	-
Remand Visitation	RV	2	2	2	2	-
Show Cause	SC	3	3	3	0	3
Status	ST	2	3	3	0	3
Traffic	T	6	14	14	7	7
Truancy	TR	0	5	5	0	5
Juvenile Total		58	162	162	73	89
Powhatan Totals		102	319	319	107	212

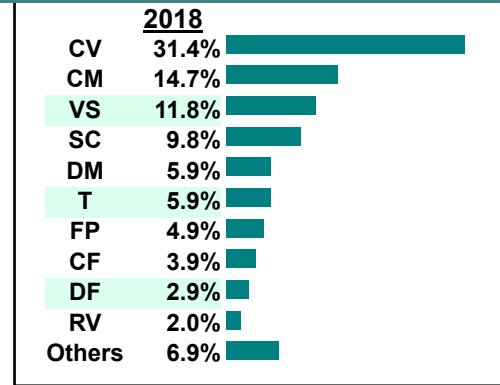
Calendared Filings

	M	W	F
Week 1			
Week 2			
Week 3			
Week 4			
Week 5			

% of Filings by Division



% of Filings by Case Type (Top 10)



Filings by Court & Division

	Amelia	Dinwiddie	Nottoway	Petersburg	Powhatan	Total
A Show Cause	100 11%	181 20%	136 15%	342 38%	147 16%	906
Civil Support	109 12%	274 30%	92 10%	275 30%	155 17%	905
Adult Misdemeanor	64 7%	156 18%	92 11%	449 52%	102 12%	863
Other	1 0%	3 1%	1 0%	386 99%	- 0%	391
Adult Felony	18 5%	98 28%	26 7%	170 48%	40 11%	352
Capias	22 7%	63 21%	42 14%	149 49%	29 10%	305
Family Abuse - Prot Order	12 5%	71 27%	34 13%	112 42%	35 13%	264
Remand Support	7 11%	- 0%	6 9%	1 2%	50 78%	64
Motion - Prot Order	8 28%	8 28%	3 10%	6 21%	4 14%	29
Non-Family Abuse Prot Order	- 0%	3 50%	1 17%	2 33%	- 0%	6
Protective Order	- 0%	6 100%	- 0%	- 0%	- 0%	6
SL/Other	- 0%	2 33%	- 0%	3 50%	1 17%	6
Violation of PO	- 0%	- 0%	- 0%	6 100%	- 0%	6
Bond Forfeiture	- 0%	2 50%	- 0%	- 0%	2 50%	4
Total	341 8%	867 21%	433 11%	1,901 46%	565 14%	4,107
J Custody Visitation	291 11%	757 30%	301 12%	801 32%	386 15%	2,536
Delinquency	49 9%	89 16%	106 19%	259 46%	60 11%	563
Traffic	20 8%	76 31%	36 15%	51 21%	60 25%	243
Show Cause	12 8%	12 8%	52 36%	46 32%	22 15%	144
Remand Custody	6 7%	- 0%	6 7%	4 4%	73 82%	89
Remand Visitation	- 0%	- 0%	3 4%	3 4%	73 92%	79
Foster Care Review	3 5%	13 20%	3 5%	35 54%	11 17%	65
Abuse or Neglect	1 2%	11 18%	- 0%	47 76%	3 5%	62
Permanency	5 9%	3 6%	7 13%	34 63%	5 9%	54

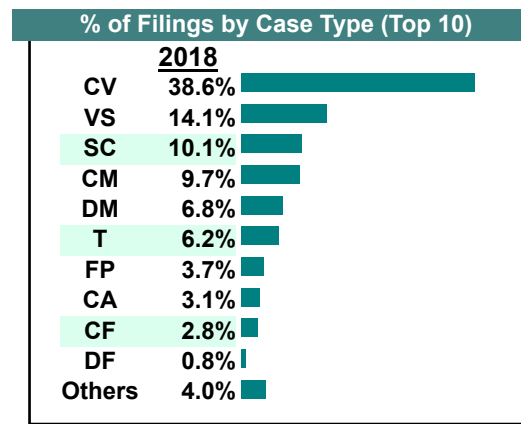
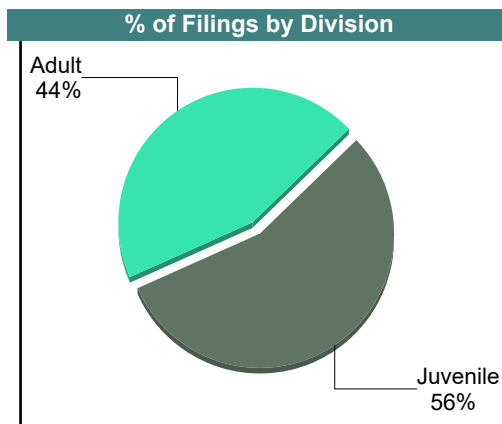
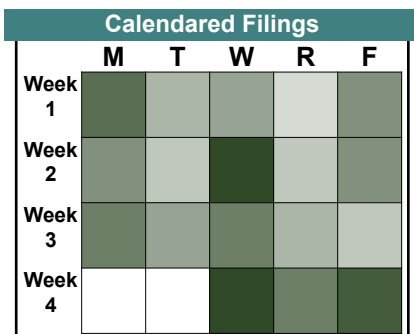
	Amelia	Dinwiddie	Nottoway	Petersburg	Powhatan	Total
J Truancy	2	-	9	34	3	48
	4%	0%	19%	71%	6%	
Paternity	1	5	8	14	4	32
	3%	16%	25%	44%	13%	
Status Offense/Other	5	2	9	11	5	32
	16%	6%	28%	34%	16%	
Term Parental Rights	-	5	5	18	-	28
	0%	18%	18%	64%	0%	
Non-Family Abuse Prot Order	-	7	-	16	-	23
	0%	30%	0%	70%	0%	
Child in Need of Services	1	10	1	6	2	20
	5%	50%	5%	30%	10%	
Initial Foster Care	3	-	3	13	-	19
	16%	0%	16%	68%	0%	
Family Abuse - Prot Order	-	4	1	1	1	7
	0%	57%	14%	14%	14%	
Custody Relief	1	-	2	-	3	6
	17%	0%	33%	0%	50%	
Voluntary Continuing Entrustment	-	1	-	-	1	2
	0%	50%	0%	0%	50%	
Entrustment	-	-	1	-	-	1
	0%	0%	100%	0%	0%	
Total	400	995	553	1,393	712	4,053
	10%	25%	14%	34%	18%	
Total	<u>741</u>	<u>1,862</u>	<u>986</u>	<u>3,294</u>	<u>1,277</u>	8,160
	9%	23%	12%	40%	16%	

December 2018

		<u>Filings</u>	<u>Hearings</u>	<u>Transactions</u>	<u>Concluded</u>	<u>Cont</u>
Adult						
Non-Family Abuse Prot Order	AP	2	6	6	1	5
Capias	CA	32	101	101	48	53
Felony	CF	29	97	97	26	71
Misdemeanor	CM	101	282	282	95	187
Family Abuse - Prot Order	FP	37	102	102	38	64
Motion - Prot Order	MP	7	8	8	6	2
Other	OT	1	2	2	0	2
Violation of PO	PV	2	2	2	2	-
Remand Support	RS	1	1	1	1	-
Show Cause	SC	104	354	354	136	218
Civil Support	VS	147	339	339	162	177
Adult Total		463	1,294	1,294	515	779

Juvenile						
Abuse or Neglect	AN	2	26	26	11	15
Non-Family Abuse Prot Order	AP	0	1	1	0	1
Child in Need of Services	CS	0	7	7	1	6
Custody Visitation	CV	402	862	862	440	422
Felony	DF	8	185	185	26	159
Misdemeanor	DM	71	392	392	88	304
Foster Care Review	FC	3	5	5	4	1
Family Abuse - Prot Order	FP	2	3	3	0	3
Initial Foster Care	IF	4	4	4	4	-
Permanency	PH	3	3	3	3	-
Petition	PT	6	10	10	5	5
Child at Risk	RI	0	1	1	0	1
Show Cause	SC	1	11	11	1	10
Status	ST	6	25	25	11	14
Traffic	T	65	141	143	78	65
Term Parental Rights	TP	4	8	8	7	1
Truancy	TR	1	11	11	1	10
Juvenile Total		578	1,695	1,697	680	1,017

Chesterfield Totals		1,041	2,989	2,991	1,195	1,796
----------------------------	--	--------------	--------------	--------------	--------------	--------------

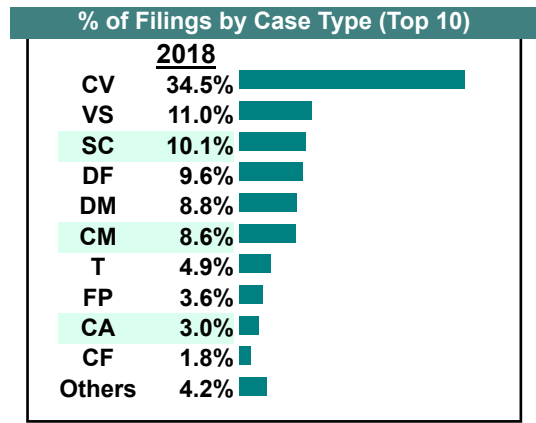
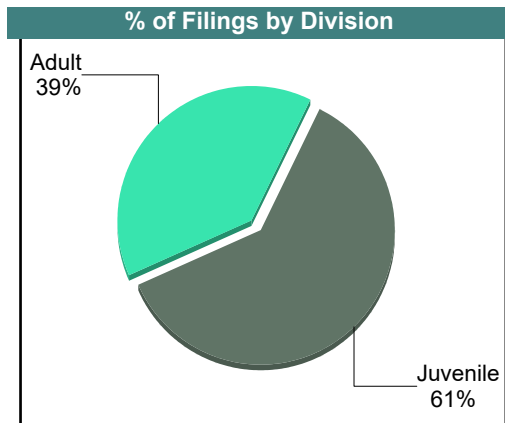



November 2018

		<u>Filings</u>	<u>Hearings</u>	<u>Transactions</u>	<u>Concluded</u>	<u>Cont</u>
Adult						
Non-Family Abuse Prot Order	AP	1	4	4	3	1
Capias	CA	45	124	124	63	61
Felony	CF	27	111	111	46	65
Misdemeanor	CM	129	346	346	126	220
Family Abuse - Prot Order	FP	54	116	116	46	70
Motion - Prot Order	MP	6	6	6	6	-
Other	OT	1	1	1	0	1
Violation of PO	PV	2	2	2	2	-
Remand Support	RS	2	2	2	2	-
Show Cause	SC	150	442	442	158	284
SL/Other	SL	2	2	2	2	-
Civil Support	VS	166	347	347	182	165
Adult Total		585	1,503	1,503	636	867

		<u>Filings</u>	<u>Hearings</u>	<u>Transactions</u>	<u>Concluded</u>	<u>Cont</u>
Juvenile						
Abuse or Neglect	AN	2	20	20	3	17
Non-Family Abuse Prot Order	AP	1	5	5	2	3
Child in Need of Services	CS	1	8	8	2	6
Custody Visitation	CV	519	1,080	1,080	535	543
Felony	DF	145	328	328	131	197
Misdemeanor	DM	132	431	431	90	341
Foster Care Review	FC	6	8	8	7	1
Initial Foster Care	IF	2	2	2	1	1
Permanency	PH	6	7	7	6	1
Petition	PT	2	6	6	4	2
Remand Custody	RC	3	3	3	3	-
Child at Risk	RI	0	3	3	2	1
Remand Visitation	RV	3	3	3	3	-
Show Cause	SC	2	19	19	1	18
Status	ST	15	30	30	10	20
Traffic	T	73	113	116	56	60
Term Parental Rights	TP	6	12	12	2	10
Truancy	TR	2	17	17	3	14
Juvenile Total		920	2,095	2,098	861	1,235

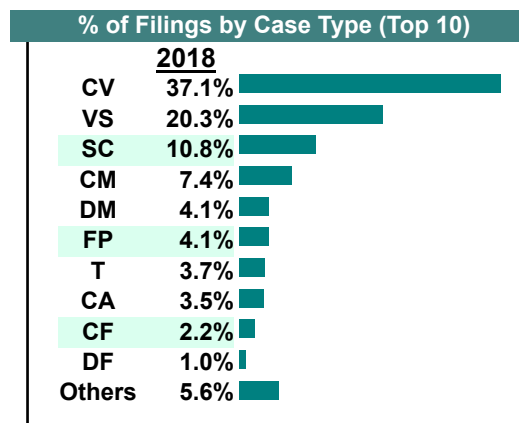
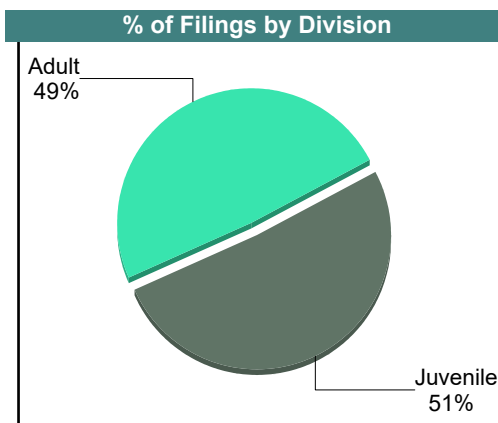

Chesterfield Totals		1,505	3,598	3,601	1,497	2,102
----------------------------	--	--------------	--------------	--------------	--------------	--------------



		Filings	Hearings	Transactions	Concluded	Cont
Adult						
Non-Family Abuse Prot Order	AP	3	8	8	0	8
Capias	CA	57	132	132	56	76
Felony	CF	36	140	140	40	100
Misdemeanor	CM	120	418	418	153	265
Family Abuse - Prot Order	FP	65	139	139	64	75
Motion - Prot Order	MP	3	5	5	5	-
Violation of PO	PV	4	4	4	4	-
Remand Support	RS	4	4	4	4	-
Show Cause	SC	172	486	486	149	337
Civil Support	VS	329	533	533	284	249
Adult Total		793	1,869	1,869	759	1,110

Juvenile						
Abuse or Neglect	AN	8	22	22	1	21
Non-Family Abuse Prot Order	AP	4	6	6	2	4
Custody Relief	CR	1	1	1	1	-
Child in Need of Services	CS	2	6	6	1	5
Custody Visitation	CV	600	1,237	1,237	650	585
Felony	DF	16	157	157	31	126
Misdemeanor	DM	67	410	410	114	296
Foster Care Review	FC	3	5	5	3	2
Family Abuse - Prot Order	FP	2	4	4	2	2
Initial Foster Care	IF	1	2	2	2	-
Permanency	PH	12	12	12	12	-
Petition	PT	8	13	13	6	7
Remand Custody	RC	8	8	8	8	-
Child at Risk	RI	2	3	3	0	3
Remand Visitation	RV	7	7	7	7	-
Show Cause	SC	3	19	19	3	16
Status	ST	11	24	24	13	11
Traffic	T	60	95	98	52	46
Term Parental Rights	TP	8	8	8	2	6
Truancy	TR	0	14	14	2	12
Voluntary Continuing Services Agreement	VA	2	2	2	2	-
Juvenile Total		825	2,055	2,058	914	1,142

Chesterfield Totals		1,618	3,924	3,927	1,673	2,252
----------------------------	--	--------------	--------------	--------------	--------------	--------------



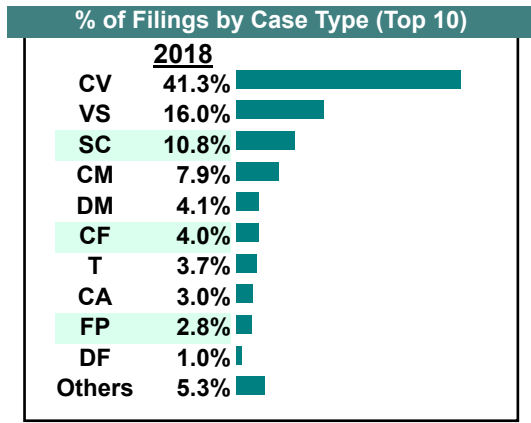
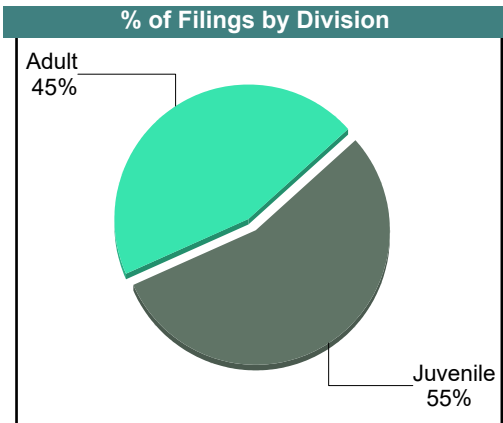
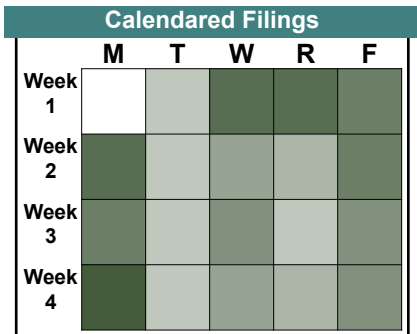
CASELOAD STATISTICS OF THE JUVENILE & DOMESTIC RELATIONS COURTS

Chesterfield

District: 12

September 2018

		<u>Filings</u>	<u>Hearings</u>	<u>Transactions</u>	<u>Concluded</u>	<u>Cont</u>
<u>Adult</u>						
Non-Family Abuse Prot Order	AP	1	3	3	3	-
Bond Forfeiture	BF	0	1	1	0	1
Capias	CA	44	114	114	50	64
Felony	CF	59	166	166	47	119
Misdemeanor	CM	115	378	378	151	227
Family Abuse - Prot Order	FP	41	94	94	42	52
Motion - Prot Order	MP	8	11	11	9	2
Remand Support	RS	1	1	1	1	-
Show Cause	SC	154	454	454	191	263
Civil Support	VS	234	391	391	214	177
Adult Total		657	1,613	1,613	708	905
<u>Juvenile</u>						
Abuse or Neglect	AN	7	26	26	2	24
Non-Family Abuse Prot Order	AP	1	2	2	2	-
Custody Relief	CR	1	1	1	1	-
Child in Need of Services	CS	2	10	10	4	6
Custody Visitation	CV	603	1,103	1,103	522	581
Felony	DF	14	170	170	40	130
Misdemeanor	DM	60	414	414	96	312
Foster Care Review	FC	5	5	5	5	-
Permanency	PH	4	4	4	4	-
Petition	PT	5	12	12	6	6
Remand Custody	RC	9	9	9	9	-
Child at Risk	RI	1	1	1	0	1
Remand Visitation	RV	8	8	8	8	-
Show Cause	SC	4	23	23	2	19
Status	ST	12	27	27	14	11
Traffic	T	54	92	97	45	52
Term Parental Rights	TP	6	6	6	2	4
Truancy	TR	4	14	14	0	14
Voluntary Continuing Services Agreement	VA	2	2	2	2	-
Juvenile Total		802	1,929	1,934	764	1,160
Chesterfield Totals		1,459	3,542	3,547	1,472	2,065



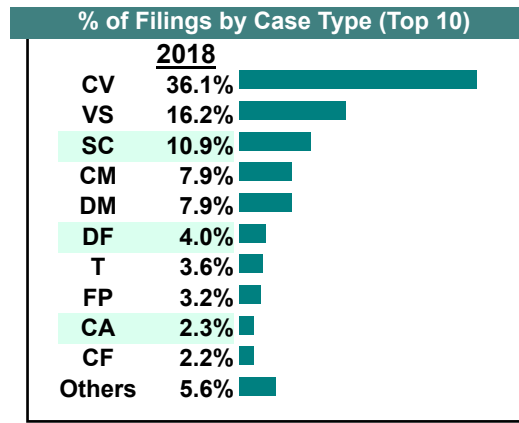
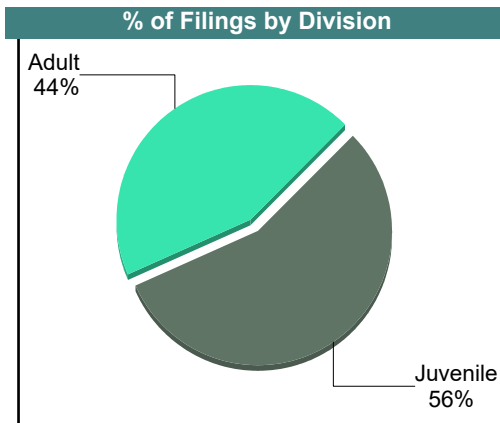
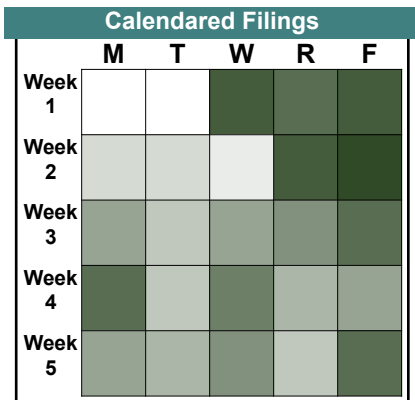
CASELOAD STATISTICS OF THE JUVENILE & DOMESTIC RELATIONS COURTS

Chesterfield

District: 12

August 2018

		Filings	Hearings	Transactions	Concluded	Cont
Adult						
Non-Family Abuse Prot Order	AP	6	11	11	5	6
Capias	CA	40	112	112	49	63
Felony	CF	38	134	134	46	88
Misdemeanor	CM	140	360	360	108	252
Family Abuse - Prot Order	FP	57	118	118	53	65
Motion - Prot Order	MP	13	13	13	10	3
Violation Fam Abuse PO	PS	0	1	1	1	-
Violation of PO	PV	3	3	3	3	-
Remand Support	RS	7	7	7	7	-
Show Cause	SC	190	474	474	165	309
SL/Other	SL	2	2	2	2	-
Civil Support	VS	285	449	449	249	200
Adult Total		781	1,684	1,684	698	986
Juvenile						
Abuse or Neglect	AN	1	18	18	9	9
Custody Relief	CR	4	4	4	4	-
Child in Need of Services	CS	0	1	1	0	1
Custody Visitation	CV	637	1,180	1,180	575	605
Felony	DF	71	292	292	31	261
Misdemeanor	DM	140	588	588	119	469
Foster Care Review	FC	6	7	7	5	2
Initial Foster Care	IF	1	2	2	2	-
Permanency	PH	7	9	9	8	1
Petition	PT	5	8	8	2	6
Remand Custody	RC	7	7	7	7	-
Remand Visitation	RV	7	7	7	7	-
Show Cause	SC	3	11	11	1	10
Status	ST	25	51	51	20	31
Traffic	T	63	118	122	68	54
Term Parental Rights	TP	0	1	1	1	-
Truancy	TR	3	13	13	5	8
Voluntary Continuing Services Agreement	VA	2	2	2	2	-
Juvenile Total		982	2,319	2,323	866	1,457
Chesterfield Totals		1,763	4,003	4,007	1,564	2,443



CASELOAD STATISTICS OF THE JUVENILE & DOMESTIC RELATIONS COURTS

Chesterfield

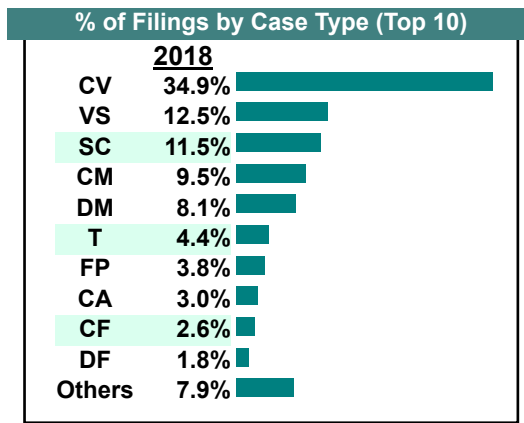
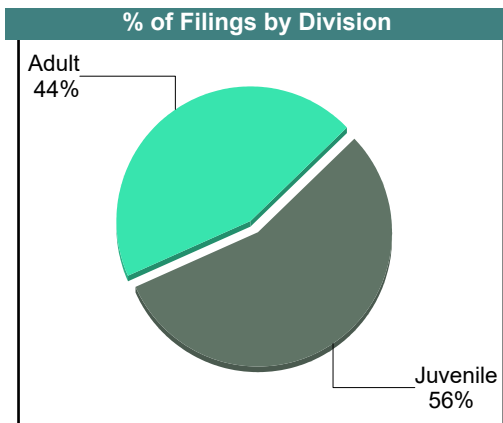

District: 12

July 2018

		Filings	Hearings	Transactions	Concluded	Cont
Adult						
Non-Family Abuse Prot Order	AP	3	4	4	0	4
Capias	CA	42	100	100	40	60
Felony	CF	36	113	113	39	74
Misdemeanor	CM	134	381	381	119	262
Family Abuse - Prot Order	FP	54	135	135	65	70
Motion - Prot Order	MP	4	4	4	4	-
Violation Fam Abuse PO	PS	1	1	1	0	1
Violation of PO	PV	3	3	3	3	-
Remand Support	RS	13	13	13	13	-
Show Cause	SC	158	433	433	164	269
Civil Support	VS	176	317	317	164	153
Adult Total		624	1,504	1,504	611	893

Juvenile						
Abuse or Neglect	AN	6	12	12	0	12
Custody Relief	CR	0	2	2	1	1
Child in Need of Services	CS	2	8	8	2	6
Custody Visitation	CV	490	1,039	1,039	473	566
Felony	DF	25	207	207	44	163
Misdemeanor	DM	114	479	479	105	374
Foster Care Review	FC	10	13	13	11	2
Initial Foster Care	IF	1	1	1	1	-
Juv Support	JS	0	2	2	1	1
Permanency	PH	4	7	7	5	2
Petition	PT	4	4	4	0	4
Remand Custody	RC	21	21	21	21	-
Remand Visitation	RV	21	21	21	21	-
Show Cause	SC	3	21	21	9	12
Status	ST	13	27	27	12	15
Traffic	T	62	141	143	78	65
Truancy	TR	4	12	12	1	11
Voluntary Continuing Services Agreement	VA	1	1	1	1	-
Juvenile Total		781	2,018	2,020	786	1,234

Chesterfield Totals		1,405	3,522	3,524	1,397	2,127
----------------------------	--	--------------	--------------	--------------	--------------	--------------



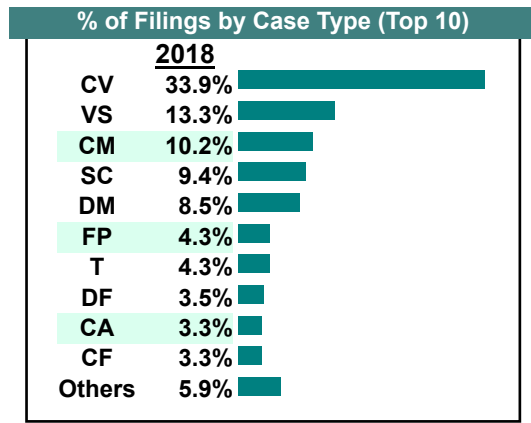
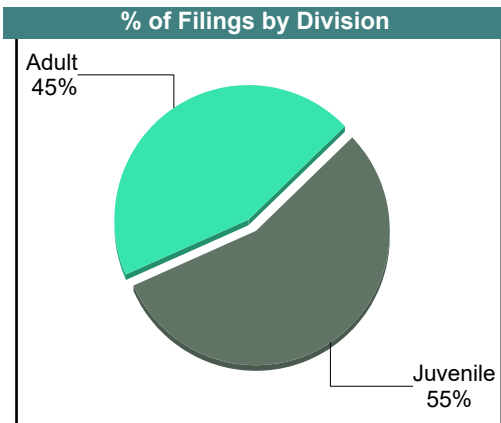

CASELOAD STATISTICS OF THE JUVENILE & DOMESTIC RELATIONS COURTS

Chesterfield

District: 12

June 2018

		Filings	Hearings	Transactions	Concluded	Cont
Adult						
Non-Family Abuse Prot Order	AP	1	3	3	2	1
Bond Forfeiture	BF	0	1	1	1	-
Capias	CA	46	121	121	48	73
Felony	CF	46	151	151	31	120
Misdemeanor	CM	142	368	368	125	243
Crim Support	CS	1	2	2	1	1
Family Abuse - Prot Order	FP	60	113	113	53	60
Motion - Prot Order	MP	3	5	5	5	-
Remand Support	RS	9	9	9	9	-
Show Cause	SC	126	426	426	153	273
SL/Other	SL	0	1	1	1	-
Civil Support	VS	185	357	357	214	143
Adult Total		619	1,557	1,557	643	914
Juvenile						
Abuse or Neglect	AN	10	21	21	7	14
Non-Family Abuse Prot Order	AP	2	4	4	1	3
Custody Relief	CR	1	1	1	1	-
Child in Need of Services	CS	2	8	8	4	4
Custody Visitation	CV	471	1,013	1,013	480	533
Felony	DF	49	209	209	40	169
Misdemeanor	DM	118	537	538	150	384
Foster Care Review	FC	4	4	4	4	-
Initial Foster Care	IF	0	1	1	0	1
Juv Support	JS	1	1	1	1	-
Permanency	PH	6	8	8	6	2
Petition	PT	3	5	5	2	3
Remand Custody	RC	9	9	9	9	-
Remand Visitation	RV	9	9	9	9	-
Show Cause	SC	4	18	18	7	11
Status	ST	16	49	49	29	20
Traffic	T	60	108	116	60	56
Truancy	TR	5	12	12	0	12
Juvenile Total		770	2,017	2,026	810	1,212
Chesterfield Totals		1,389	3,574	3,583	1,453	2,126



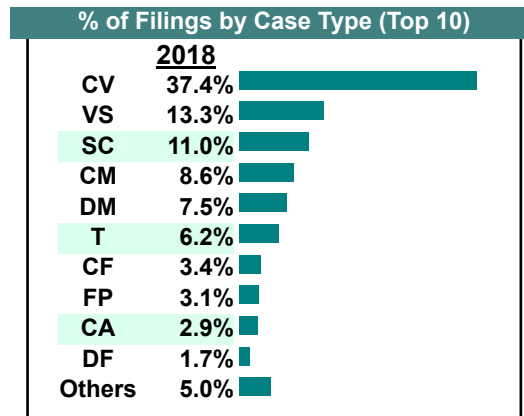
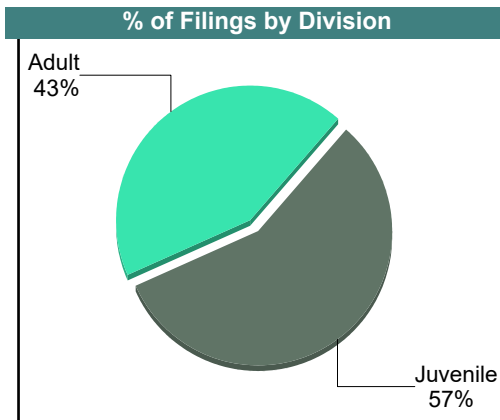
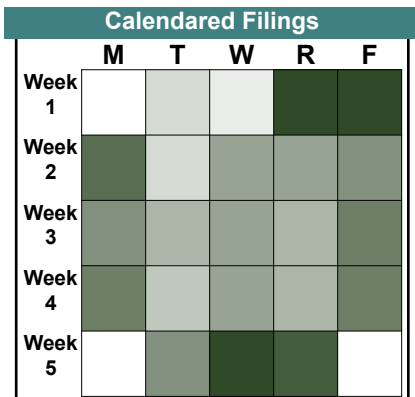
CASELOAD STATISTICS OF THE JUVENILE & DOMESTIC RELATIONS COURTS

Chesterfield

District: 12

May 2018

		<u>Filings</u>	<u>Hearings</u>	<u>Transactions</u>	<u>Concluded</u>	<u>Cont</u>
<u>Adult</u>						
Non-Family Abuse Prot Order	AP	4	8	8	4	4
Capias	CA	42	127	127	55	72
Felony	CF	50	148	148	49	99
Misdemeanor	CM	125	365	365	125	240
Family Abuse - Prot Order	FP	45	98	98	45	53
Motion - Prot Order	MP	4	4	4	3	1
Violation of PO	PV	3	3	3	3	-
Remand Support	RS	5	5	5	5	-
Show Cause	SC	157	460	460	174	286
SL/Other	SL	1	1	1	0	1
Civil Support	VS	194	361	361	209	152
Adult Total		630	1,580	1,580	672	908
<u>Juvenile</u>						
Abuse or Neglect	AN	1	13	13	9	4
Non-Family Abuse Prot Order	AP	2	5	5	3	2
Custody Relief	CR	3	3	3	2	1
Child in Need of Services	CS	4	10	10	2	8
Custody Visitation	CV	545	1,054	1,054	551	503
Felony	DF	25	238	238	58	180
Misdemeanor	DM	109	562	562	181	381
Foster Care Review	FC	10	10	10	10	-
Initial Foster Care	IF	7	7	7	5	2
Juv Support	JS	0	1	1	1	-
Motion - Prot Order	MP	1	1	1	1	-
Permanency	PH	2	7	7	6	1
Petition	PT	1	5	5	5	-
Remand Custody	RC	1	1	1	1	-
Remand Visitation	RV	1	1	1	1	-
Show Cause	SC	3	20	20	6	14
Status	ST	15	31	31	16	15
Traffic	T	91	143	149	76	73
Term Parental Rights	TP	4	4	4	3	1
Truancy	TR	2	12	12	2	10
Voluntary Continuing Services Agreement	VA	2	2	2	2	-
Juvenile Total		829	2,130	2,136	941	1,195
Chesterfield Totals		1,459	3,710	3,716	1,613	2,103



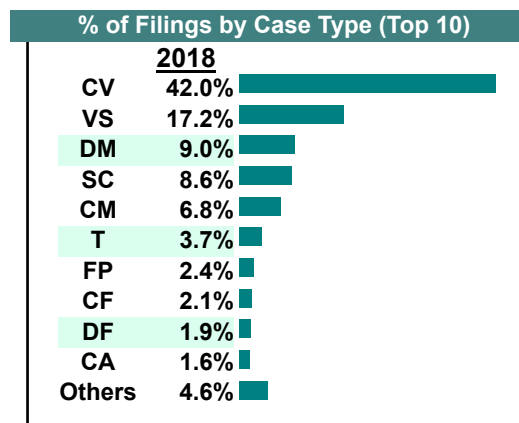
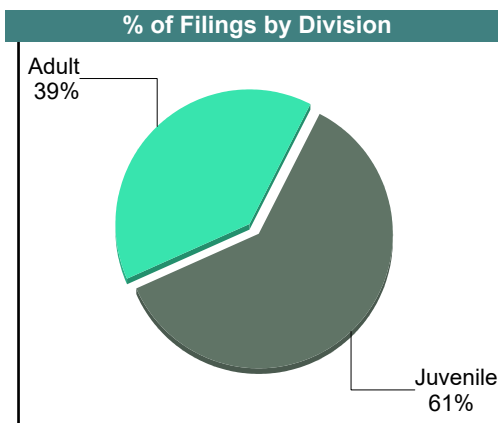
April 2018

		Filings	Hearings	Transactions	Concluded	Cont
Adult						
Non-Family Abuse Prot Order	AP	4	9	9	3	6
Capias	CA	27	83	83	35	48
Felony	CF	34	178	178	90	88
Misdemeanor	CM	111	324	324	101	223
Family Abuse - Prot Order	FP	40	88	88	39	49
Motion - Prot Order	MP	3	6	6	5	1
Other	OT	1	2	2	1	1
Remand Support	RS	3	3	3	3	-
Show Cause	SC	137	488	488	179	309
Civil Support	VS	281	454	454	243	211
Adult Total		641	1,635	1,635	699	936

Juvenile						
Abuse or Neglect	AN	7	23	23	4	19
Non-Family Abuse Prot Order	AP	1	5	5	4	1
Capias	CA	0	1	1	1	-
Custody Relief	CR	0	1	1	1	-
Child in Need of Services	CS	3	7	7	1	6
Custody Visitation	CV	687	1,154	1,154	657	497
Felony	DF	31	152	152	23	129
Misdemeanor	DM	148	480	480	81	399
Foster Care Review	FC	3	3	3	3	-
Initial Foster Care	IF	3	3	3	3	-
Juv Support	JS	0	1	1	0	1
Permanency	PH	6	6	6	6	-
Petition	PT	1	2	2	2	-
Remand Custody	RC	5	5	5	5	-
Remand Visitation	RV	6	6	6	6	-
Show Cause	SC	4	17	17	4	13
Status	ST	26	37	37	13	24
Traffic	T	61	87	89	47	42
Term Parental Rights	TP	2	6	6	6	-
Truancy	TR	1	6	6	0	6
Voluntary Continuing Services Agreement	VA	1	1	1	1	-
Juvenile Total		996	2,003	2,005	868	1,137

Chesterfield Totals		1,637	3,638	3,640	1,567	2,073
----------------------------	--	--------------	--------------	--------------	--------------	--------------

Calendared Filings					
	M	T	W	R	F
Week 1	█	█	█	█	█
Week 2	█	█	█	█	█
Week 3	█	█	█	█	█
Week 4	█	█	█	█	█
Week 5	█	█	█	█	█



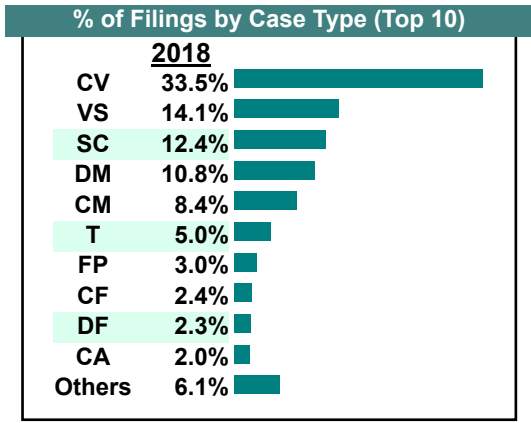
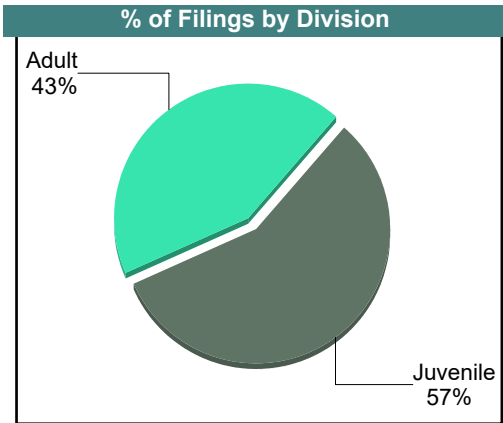
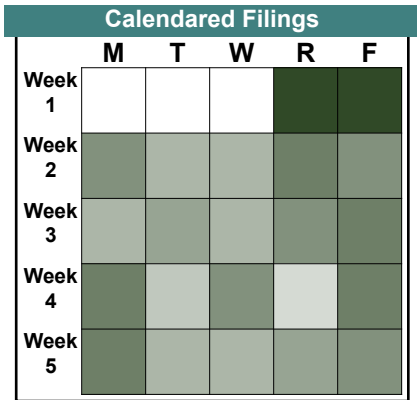
CASELOAD STATISTICS OF THE JUVENILE & DOMESTIC RELATIONS COURTS

Chesterfield

District: 12

March 2018

		<u>Filings</u>	<u>Hearings</u>	<u>Transactions</u>	<u>Concluded</u>	<u>Cont</u>
<u>Adult</u>						
Non-Family Abuse Prot Order	AP	1	1	1	1	-
Bond Forfeiture	BF	0	2	2	1	1
Capias	CA	29	118	118	63	55
Felony	CF	34	149	149	43	106
Misdemeanor	CM	119	407	407	141	266
Family Abuse - Prot Order	FP	43	92	92	41	51
Motion - Prot Order	MP	4	7	7	6	1
Violation Fam Abuse PO	PS	1	1	1	1	-
Violation of PO	PV	3	3	3	3	-
Remand Support	RS	3	3	3	3	-
Show Cause	SC	176	518	518	165	353
Civil Support	VS	200	366	366	243	123
Adult Total		613	1,667	1,667	711	956
<u>Juvenile</u>						
Abuse or Neglect	AN	10	29	29	8	21
Non-Family Abuse Prot Order	AP	3	6	6	0	6
Custody Relief	CR	0	1	1	1	-
Child in Need of Services	CS	0	7	7	0	7
Custody Visitation	CV	475	973	973	529	444
Felony	DF	32	213	213	37	176
Misdemeanor	DM	154	581	581	117	464
Foster Care Review	FC	7	7	7	4	3
Initial Foster Care	IF	5	5	5	5	-
Juv Support	JS	1	1	1	0	1
Permanency	PH	11	15	15	8	7
Petition	PT	6	8	8	1	7
Remand Custody	RC	8	8	8	8	-
Remand Visitation	RV	7	7	7	7	-
Show Cause	SC	0	29	29	9	20
Status	ST	14	40	40	24	16
Traffic	T	71	138	144	89	55
Term Parental Rights	TP	0	4	4	0	4
Truancy	TR	2	9	9	0	9
Voluntary Continuing Services Agreement	VA	1	1	1	1	-
Juvenile Total		807	2,082	2,088	848	1,240
Chesterfield Totals		1,420	3,749	3,755	1,559	2,196



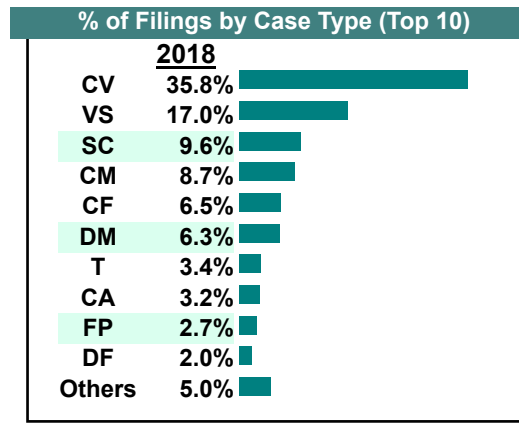
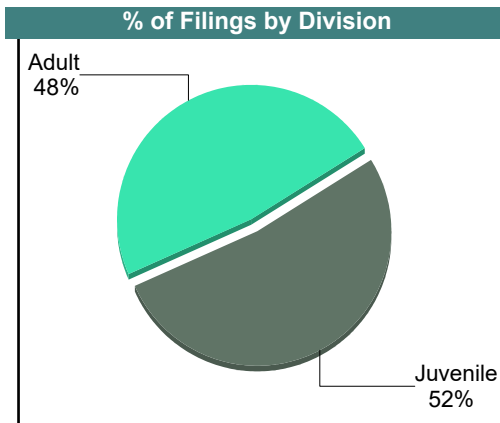

CASELOAD STATISTICS OF THE JUVENILE & DOMESTIC RELATIONS COURTS

Chesterfield

District: 12

February 2018

		Filings	Hearings	Transactions	Concluded	Cont
Adult						
Non-Family Abuse Prot Order	AP	1	3	3	1	2
Bond Forfeiture	BF	1	1	1	0	1
Capias	CA	47	124	124	51	73
Felony	CF	95	202	202	64	138
Misdemeanor	CM	127	361	361	116	245
Family Abuse - Prot Order	FP	40	97	97	47	50
Motion - Prot Order	MP	4	7	7	1	6
Violation of PO	PV	3	3	3	3	-
Remand Support	RS	3	3	3	3	-
Show Cause	SC	133	484	484	185	299
Civil Support	VS	249	425	425	253	172
Adult Total		703	1,710	1,710	724	986
Juvenile						
Abuse or Neglect	AN	7	28	28	12	16
Capias	CA	0	4	4	4	-
Custody Relief	CR	0	1	1	0	1
Child in Need of Services	CS	3	11	11	1	10
Custody Visitation	CV	525	1,129	1,129	561	568
Felony	DF	29	244	244	59	185
Misdemeanor	DM	92	517	517	128	389
Foster Care Review	FC	3	3	3	2	1
Initial Foster Care	IF	9	9	9	9	-
Juv Support	JS	1	1	1	0	1
Permanency	PH	4	5	5	5	-
Petition	PT	2	4	4	3	1
Remand Custody	RC	5	5	5	5	-
Remand Visitation	RV	7	7	7	7	-
Show Cause	SC	8	33	33	7	26
Status	ST	12	40	40	16	24
Traffic	T	50	97	101	57	44
Term Parental Rights	TP	6	14	14	14	-
Truancy	TR	2	8	8	0	8
Juvenile Total		765	2,160	2,164	890	1,274
Chesterfield Totals		1,468	3,870	3,874	1,614	2,260



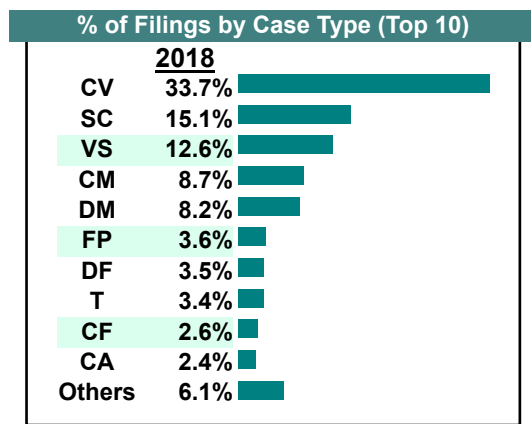
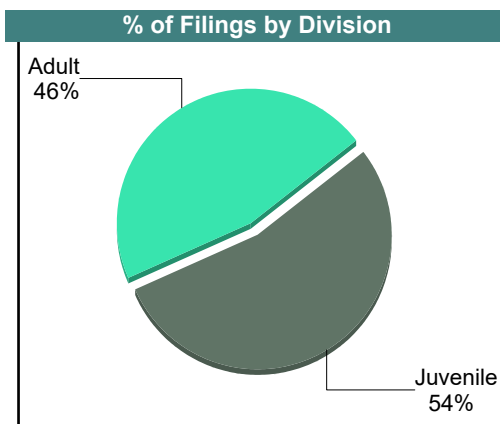

CASELOAD STATISTICS OF THE JUVENILE & DOMESTIC RELATIONS COURTS

Chesterfield

District: 12

January 2018

		<u>Filings</u>	<u>Hearings</u>	<u>Transactions</u>	<u>Concluded</u>	<u>Cont</u>
<u>Adult</u>						
Non-Family Abuse Prot Order	AP	3	5	5	3	2
Bond Forfeiture	BF	1	1	1	1	-
Capias	CA	31	84	84	41	43
Felony	CF	37	121	121	37	84
Misdemeanor	CM	125	355	355	109	246
Crim Support	CS	1	1	1	1	-
Family Abuse - Prot Order	FP	52	110	110	42	68
Motion - Prot Order	MP	6	10	10	6	4
Violation Fam Abuse PO	PS	1	1	1	1	-
Violation of PO	PV	5	5	5	5	-
Remand Support	RS	5	5	5	5	-
Show Cause	SC	211	579	579	203	376
SL/Other	SL	1	1	1	1	-
Civil Support	VS	181	371	371	193	178
Adult Total		660	1,649	1,649	648	1,001
<u>Juvenile</u>						
Abuse or Neglect	AN	3	14	14	1	13
Non-Family Abuse Prot Order	AP	0	1	1	0	1
Capias	CA	3	8	8	1	7
Custody Relief	CR	1	3	3	1	2
Child in Need of Services	CS	1	12	12	3	9
Custody Visitation	CV	482	1,068	1,068	562	506
Felony	DF	50	258	258	43	215
Misdemeanor	DM	118	563	563	105	458
Foster Care Review	FC	3	11	11	6	5
Initial Foster Care	IF	1	1	1	1	-
Permanency	PH	10	13	13	8	5
Petition	PT	1	3	3	2	1
Remand Custody	RC	5	5	5	5	-
Remand Visitation	RV	5	5	5	5	-
Show Cause	SC	5	36	36	7	29
Status	ST	24	57	57	33	24
Traffic	T	49	100	101	48	53
Term Parental Rights	TP	8	9	9	5	4
Truancy	TR	1	8	8	0	8
Voluntary Continuing Services Agreement	VA	1	1	1	1	-
Juvenile Total		771	2,176	2,177	837	1,340
Chesterfield Totals		1,431	3,825	3,826	1,485	2,341



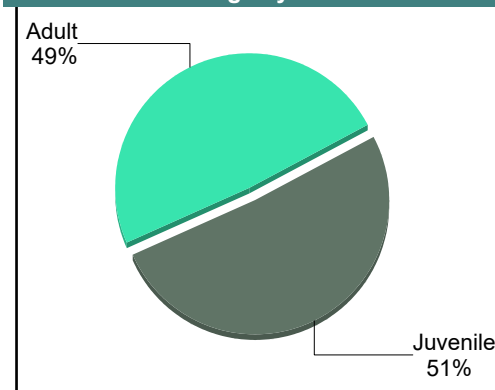
December 2018

		<u>Filings</u>	<u>Hearings</u>	<u>Transactions</u>	<u>Concluded</u>	<u>Cont</u>
Adult						
Capias	CA	2	5	5	2	3
Felony	CF	6	10	10	2	8
Misdemeanor	CM	13	32	32	13	19
Family Abuse - Prot Order	FP	2	6	6	3	3
Show Cause	SC	11	21	21	6	15
Civil Support	VS	6	19	19	7	12
Adult Total		40	93	93	33	60
Juvenile						
Non-Family Abuse Prot Order	AP	0	1	1	1	-
Child in Need of Services	CS	3	5	5	0	5
Custody Visitation	CV	20	53	53	27	26
Felony	DF	4	27	27	12	15
Misdemeanor	DM	7	59	59	18	41
Initial Foster Care	IF	1	1	1	1	-
Show Cause	SC	0	1	1	0	1
Status	ST	3	6	6	3	3
Traffic	T	1	3	3	2	1
Truancy	TR	3	5	5	0	5
Juvenile Total		42	161	161	64	97
Colonial Heights Totals		82	254	254	97	157

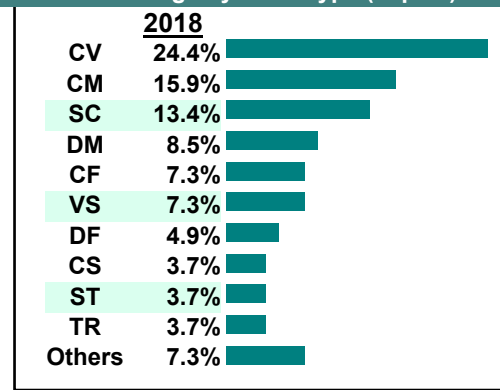
Calendared Filings

	M	W	R	F
Week 1				
Week 2				
Week 3				
Week 4				

% of Filings by Division

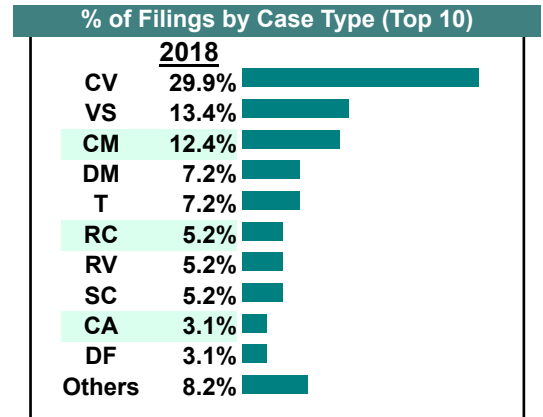
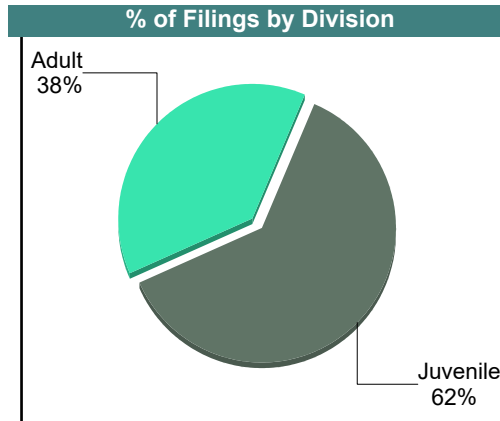
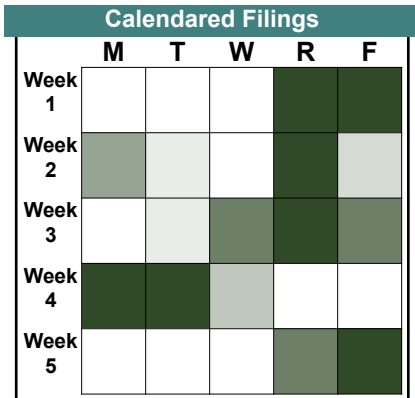


% of Filings by Case Type (Top 10)

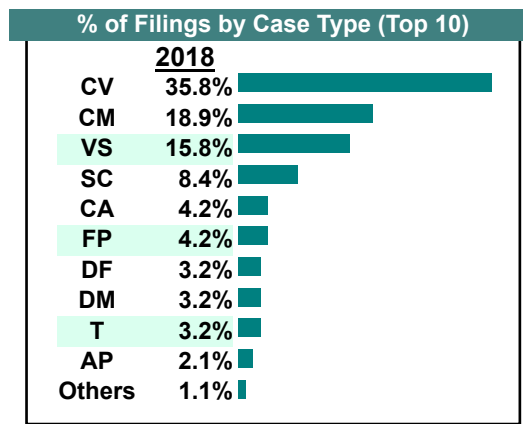
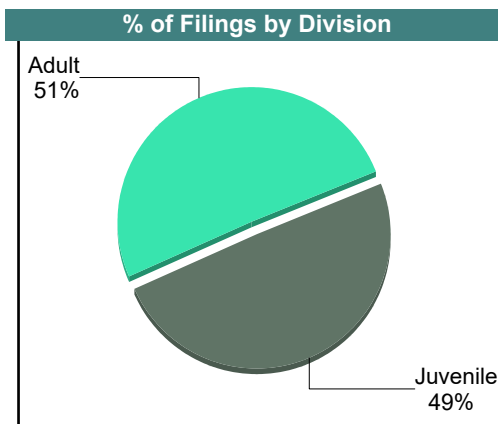
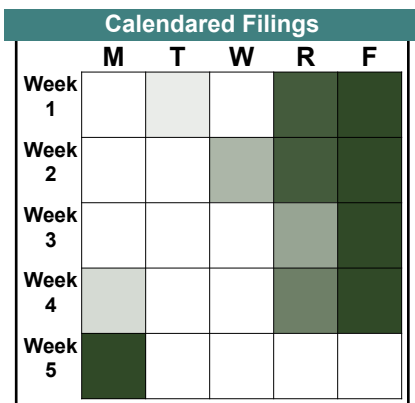


November 2018

		Filings	Hearings	Transactions	Concluded	Cont
Adult						
Capias	CA	3	6	6	5	1
Felony	CF	1	6	6	2	4
Misdemeanor	CM	12	43	43	19	24
Family Abuse - Prot Order	FP	1	6	6	3	3
Remand Support	RS	2	2	2	2	-
Show Cause	SC	5	19	19	10	9
Civil Support	VS	13	29	29	15	13
Adult Total		37	111	111	56	54
Juvenile						
Capias	CA	0	5	5	2	3
Child in Need of Services	CS	1	2	2	0	2
Custody Visitation	CV	29	77	77	44	31
Felony	DF	3	14	14	2	12
Misdemeanor	DM	7	52	52	12	40
Foster Care Review	FC	2	2	2	2	-
Remand Custody	RC	5	5	5	5	-
Remand Visitation	RV	5	5	5	5	-
Show Cause	SC	0	1	1	1	-
Status	ST	1	8	8	4	4
Traffic	T	7	9	9	5	4
Juvenile Total		60	180	180	82	96
Colonial Heights Totals		97	291	291	138	150



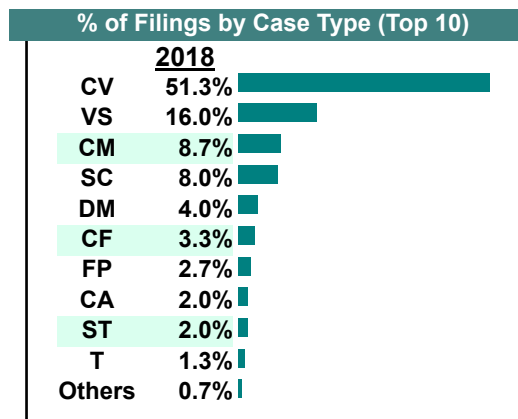
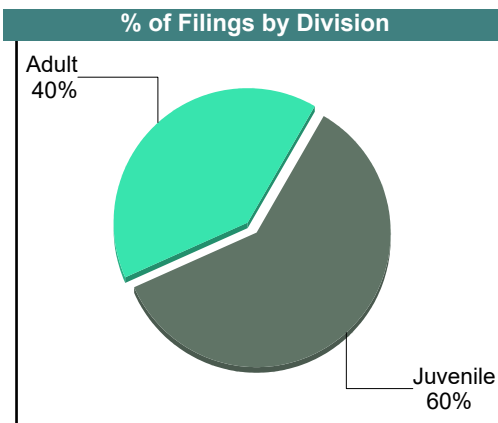
		<u>Filings</u>	<u>Hearings</u>	<u>Transactions</u>	<u>Concluded</u>	<u>Cont</u>
Adult						
Non-Family Abuse Prot Order	AP	0	2	2	1	1
Capias	CA	3	6	6	1	5
Felony	CF	0	11	11	6	5
Misdemeanor	CM	18	55	55	26	29
Family Abuse - Prot Order	FP	4	6	6	2	4
Show Cause	SC	8	29	29	12	17
Civil Support	VS	15	26	26	13	13
Adult Total		48	135	135	61	74
Juvenile						
Non-Family Abuse Prot Order	AP	2	3	3	1	2
Capias	CA	1	5	5	2	3
Custody Visitation	CV	34	71	71	25	46
Felony	DF	3	25	25	1	24
Misdemeanor	DM	3	62	62	10	52
Initial Foster Care	IF	1	1	1	1	-
Show Cause	SC	0	3	3	1	2
Traffic	T	3	7	7	5	2
Truancy	TR	0	2	2	0	2
Juvenile Total		47	179	179	46	133
Colonial Heights Totals		95	314	314	107	207



September 2018

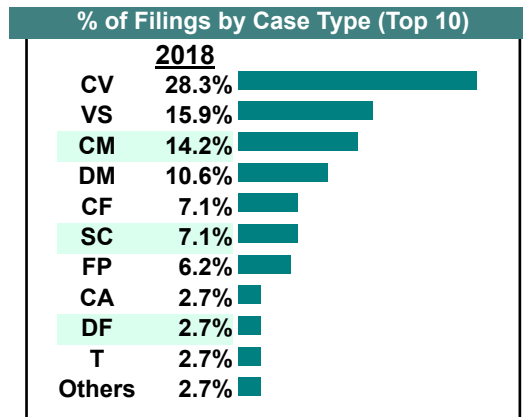
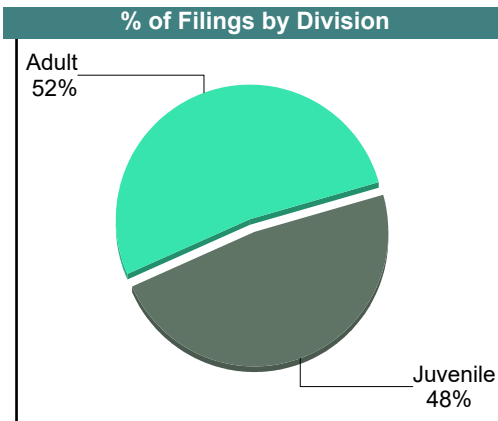

		<u>Filings</u>	<u>Hearings</u>	<u>Transactions</u>	<u>Concluded</u>	<u>Cont</u>
Adult						
Non-Family Abuse Prot Order	AP	1	1	1	0	1
Capias	CA	3	10	10	5	5
Felony	CF	5	23	23	12	11
Misdemeanor	CM	13	52	52	16	36
Family Abuse - Prot Order	FP	4	10	10	5	5
Show Cause	SC	10	33	33	17	16
Civil Support	VS	24	31	31	21	10
Adult Total		60	160	160	76	84
Juvenile						
Custody Visitation	CV	77	147	147	113	34
Felony	DF	0	10	10	0	10
Misdemeanor	DM	6	59	59	4	55
Show Cause	SC	2	3	3	0	3
Status	ST	3	10	10	0	10
Traffic	T	2	5	6	2	4
Truancy	TR	0	1	1	0	1
Juvenile Total		90	235	236	119	117
Colonial Heights Totals		150	395	396	195	201

Calendared Filings				
	M	T	R	F
Week 1				
Week 2				
Week 3				
Week 4				

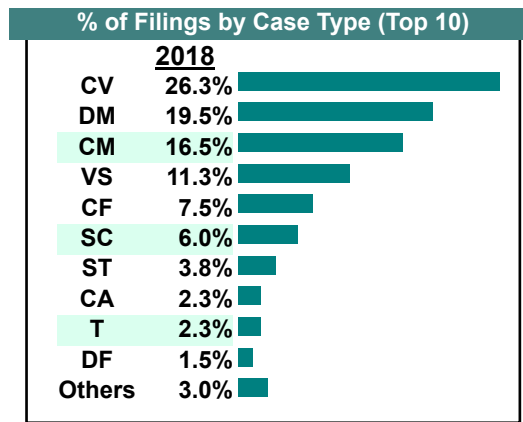
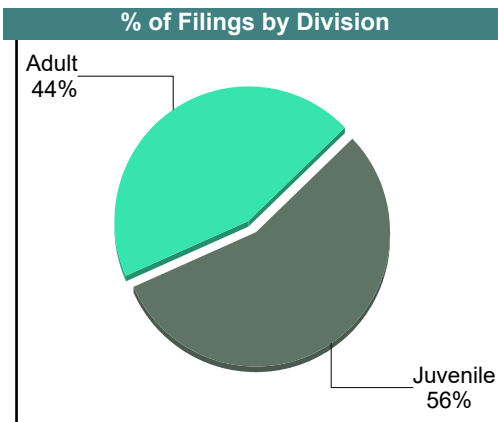
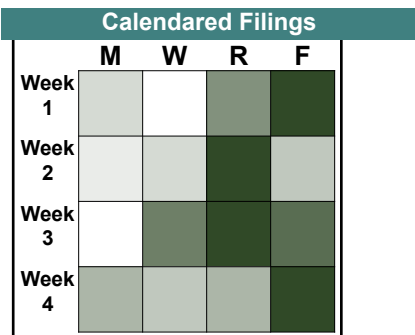


August 2018

		<u>Filings</u>	<u>Hearings</u>	<u>Transactions</u>	<u>Concluded</u>	<u>Cont</u>
<u>Adult</u>						
Capias	CA	2	5	5	4	1
Felony	CF	8	24	24	5	19
Misdemeanor	CM	16	54	54	13	41
Family Abuse - Prot Order	FP	7	13	13	6	7
Show Cause	SC	8	25	25	11	14
Civil Support	VS	18	29	29	18	11
Adult Total		59	150	150	57	93
<u>Juvenile</u>						
Capias	CA	1	2	2	0	2
Custody Visitation	CV	32	65	65	27	38
Felony	DF	3	25	25	4	21
Misdemeanor	DM	12	87	87	20	67
Initial Foster Care	IF	1	1	1	1	-
Status	ST	1	4	4	1	3
Traffic	T	3	15	15	6	9
Truancy	TR	1	1	1	0	1
Juvenile Total		54	200	200	59	141
Colonial Heights Totals		113	350	350	116	234



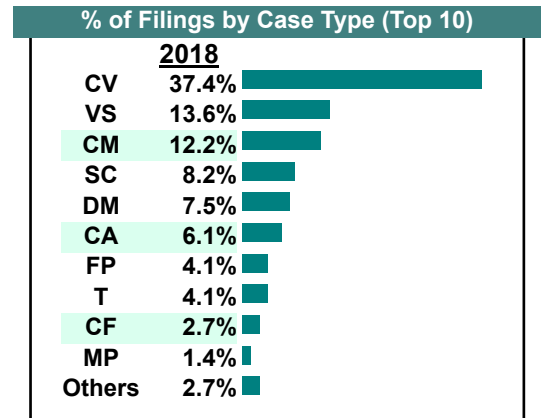
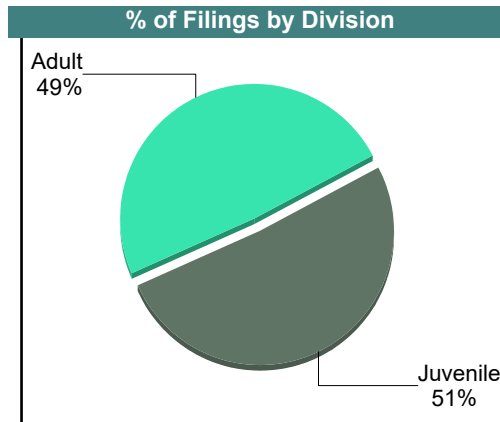
		<u>Filings</u>	<u>Hearings</u>	<u>Transactions</u>	<u>Concluded</u>	<u>Cont</u>
Adult						
Capias	CA	2	9	9	6	3
Felony	CF	10	28	28	10	18
Misdemeanor	CM	22	57	57	16	41
Family Abuse - Prot Order	FP	2	12	12	6	6
Show Cause	SC	8	31	31	15	16
Civil Support	VS	15	26	26	17	9
Adult Total		59	163	163	70	93
Juvenile						
Abuse or Neglect	AN	0	1	1	1	-
Capias	CA	1	2	2	0	2
Custody Visitation	CV	35	76	76	40	36
Felony	DF	2	19	19	3	16
Misdemeanor	DM	26	59	59	6	53
Initial Foster Care	IF	1	1	1	1	-
Restricted O/L	RL	1	1	1	1	-
Show Cause	SC	0	2	2	1	1
Status	ST	5	5	5	0	5
Traffic	T	3	4	4	1	3
Truancy	TR	0	1	1	0	1
Juvenile Total		74	171	171	54	117
Colonial Heights Totals		133	334	334	124	210



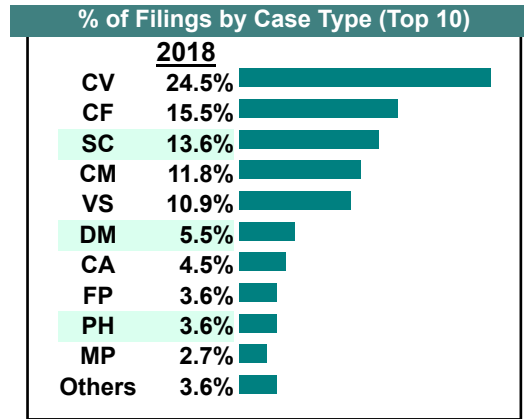
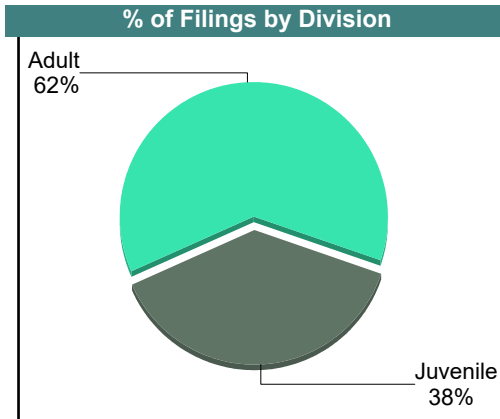
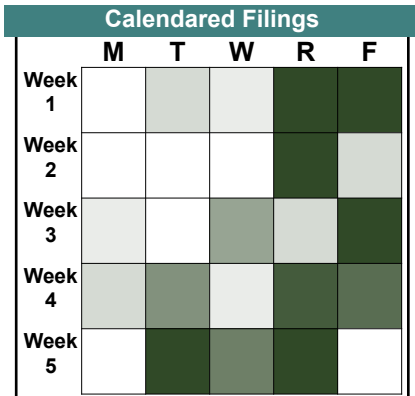
June 2018

		Filings	Hearings	Transactions	Concluded	Cont
Adult						
Capias	CA	9	22	22	13	9
Felony	CF	4	28	28	13	15
Misdemeanor	CM	18	46	46	17	29
Family Abuse - Prot Order	FP	6	15	15	7	8
Motion - Prot Order	MP	2	2	2	2	-
Other	OT	1	2	2	2	-
Show Cause	SC	12	47	47	14	33
Civil Support	VS	20	34	34	16	18
Adult Total		72	196	196	84	112
Juvenile						
Capias	CA	0	2	2	0	2
Custody Visitation	CV	55	108	108	31	77
Felony	DF	1	23	23	2	21
Misdemeanor	DM	11	78	78	10	68
Initial Foster Care	IF	1	1	1	1	-
Show Cause	SC	0	2	2	1	1
Status	ST	0	3	3	1	2
Traffic	T	6	9	9	4	5
Truancy	TR	1	2	2	0	2
Juvenile Total		75	228	228	50	178
Colonial Heights Totals		147	424	424	134	290

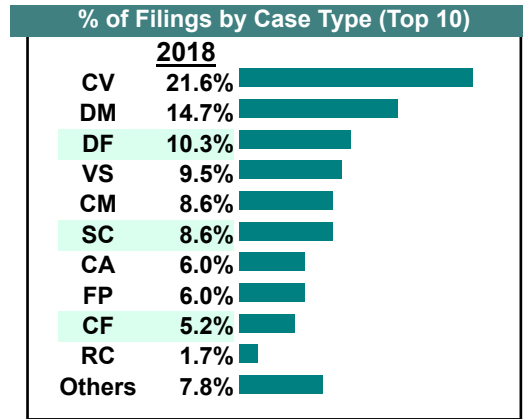
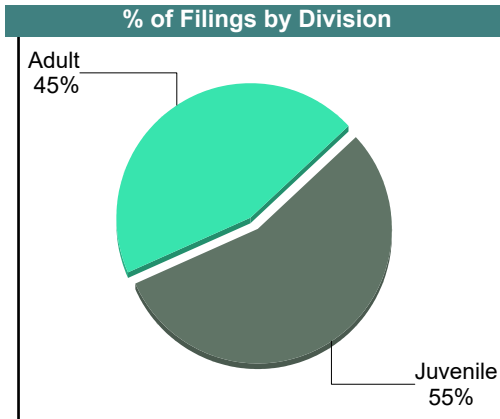
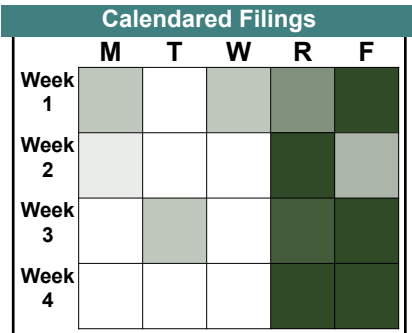
	M	T	W	R	F
Week 1					
Week 2					
Week 3					
Week 4					
Week 5					



		Filings	Hearings	Transactions	Concluded	Cont
Adult						
Capias	CA	4	15	15	4	11
Felony	CF	17	38	38	9	29
Misdemeanor	CM	13	59	59	29	30
Family Abuse - Prot Order	FP	4	12	12	8	4
Motion - Prot Order	MP	3	3	3	3	-
Show Cause	SC	15	41	41	9	32
Civil Support	VS	12	21	21	14	7
Adult Total		68	189	189	76	113
Juvenile						
Abuse or Neglect	AN	1	3	3	1	2
Capias	CA	1	5	5	2	3
Custody Visitation	CV	27	64	64	38	26
Felony	DF	1	38	38	12	26
Misdemeanor	DM	6	63	63	10	53
Initial Foster Care	IF	0	1	1	1	-
Permanency	PH	4	4	4	4	-
Show Cause	SC	0	2	2	0	2
Status	ST	0	1	1	1	-
Traffic	T	1	2	2	0	2
Truancy	TR	1	2	2	0	2
Juvenile Total		42	185	185	69	116
Colonial Heights Totals		110	374	374	145	229

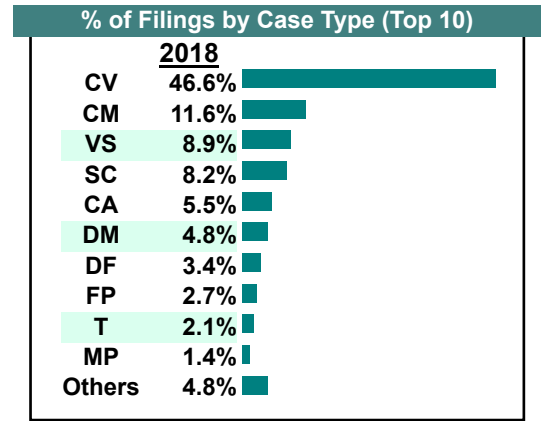
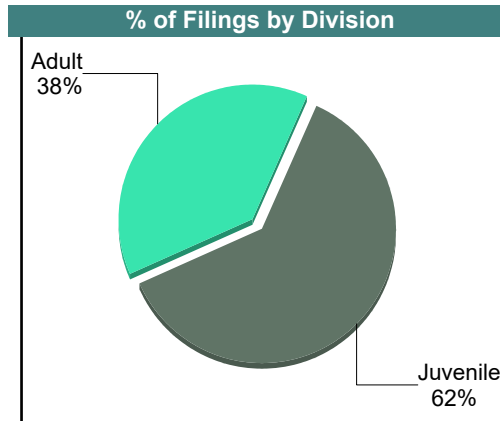
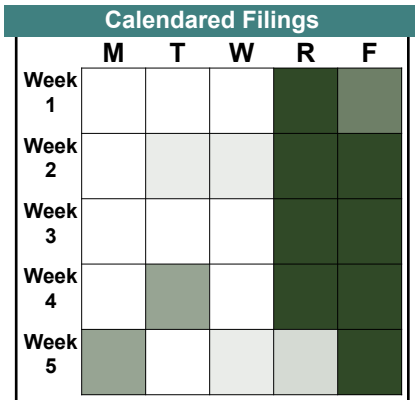


		<u>Filings</u>	<u>Hearings</u>	<u>Transactions</u>	<u>Concluded</u>	<u>Cont</u>
Adult						
Capias	CA	5	17	17	11	6
Felony	CF	6	17	17	9	8
Misdemeanor	CM	10	41	41	15	26
Family Abuse - Prot Order	FP	7	11	11	3	8
Motion - Prot Order	MP	1	1	1	1	-
Other	OT	1	1	1	1	-
Remand Support	RS	1	1	1	1	-
Show Cause	SC	10	34	34	7	27
Civil Support	VS	11	22	22	12	10
Adult Total		52	145	145	60	85
Juvenile						
Abuse or Neglect	AN	0	1	1	0	1
Capias	CA	2	4	4	0	4
Custody Visitation	CV	25	54	54	34	20
Felony	DF	12	33	33	4	29
Misdemeanor	DM	17	56	56	3	53
Remand Custody	RC	2	2	2	2	-
Remand Visitation	RV	2	2	2	2	-
Status	ST	2	4	4	0	4
Traffic	T	2	2	2	0	2
Juvenile Total		64	158	158	45	113
Colonial Heights Totals		116	303	303	105	198



March 2018

		Filings	Hearings	Transactions	Concluded	Cont
Adult						
Capias	CA	6	24	24	11	13
Felony	CF	1	21	21	5	16
Misdemeanor	CM	17	76	76	27	49
Family Abuse - Prot Order	FP	4	18	18	4	14
Motion - Prot Order	MP	2	2	2	2	-
Other	OT	1	1	1	0	1
Show Cause	SC	12	51	51	14	37
Civil Support	VS	13	39	39	25	14
Adult Total		56	232	232	88	144
Juvenile						
Abuse or Neglect	AN	1	1	1	0	1
Capias	CA	2	5	5	2	3
Custody Visitation	CV	68	118	118	38	80
Felony	DF	5	27	27	5	22
Misdemeanor	DM	7	49	49	15	34
Remand Custody	RC	1	1	1	1	-
Remand Visitation	RV	1	1	1	1	-
Show Cause	SC	0	2	2	1	1
Status	ST	2	2	2	0	2
Traffic	T	3	4	4	3	1
Truancy	TR	0	1	1	1	-
Juvenile Total		90	211	211	67	144
Colonial Heights Totals		146	443	443	155	288



CASELOAD STATISTICS OF THE JUVENILE & DOMESTIC RELATIONS COURTS

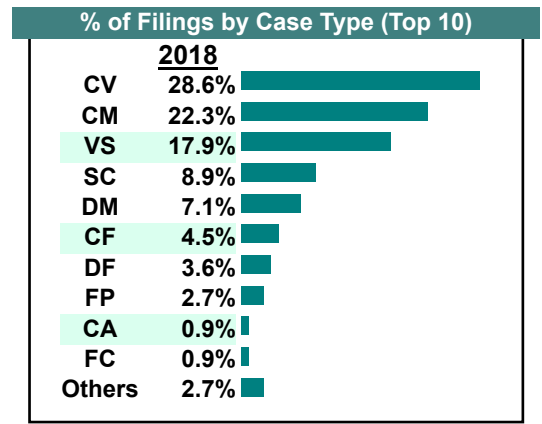
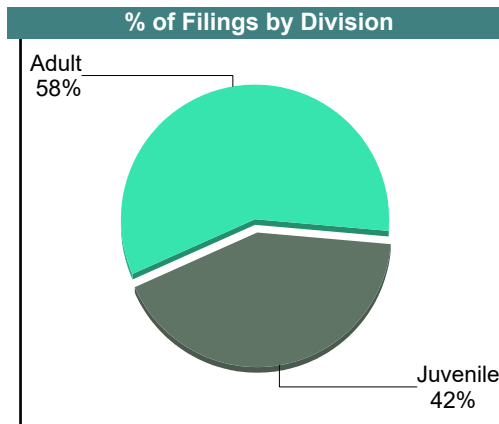
Colonial Heights

District: 12

February 2018

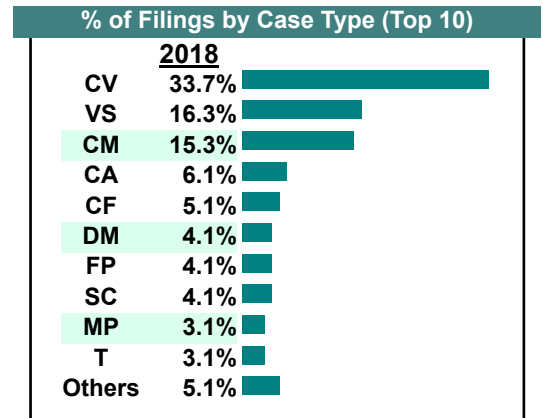
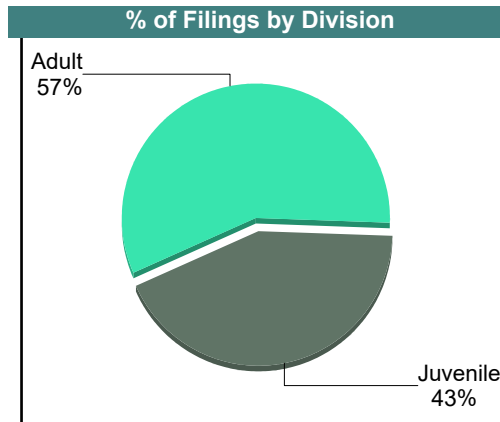
		<u>Filings</u>	<u>Hearings</u>	<u>Transactions</u>	<u>Concluded</u>	<u>Cont</u>
<u>Adult</u>						
Capias	CA	1	14	14	3	11
Felony	CF	5	23	23	8	15
Misdemeanor	CM	25	44	44	10	34
Family Abuse - Prot Order	FP	3	10	10	4	6
Show Cause	SC	10	27	27	9	18
SL/Other	SL	1	1	1	1	-
Civil Support	VS	20	30	30	14	16
Adult Total		65	149	149	49	100
<u>Juvenile</u>						
Capias	CA	0	2	2	0	2
Custody Visitation	CV	32	67	67	49	18
Felony	DF	4	19	19	7	12
Misdemeanor	DM	8	51	51	16	35
Foster Care Review	FC	1	1	1	1	-
Initial Foster Care	IF	1	1	1	0	1
Show Cause	SC	0	4	4	2	2
Status	ST	0	1	1	1	-
Traffic	T	1	3	4	3	1
Juvenile Total		47	149	150	79	71
Colonial Heights Totals		112	298	299	128	171

Calendared Filings					
	M	T	W	R	F
Week 1					
Week 2					
Week 3					
Week 4					
Week 5					



		<u>Filings</u>	<u>Hearings</u>	<u>Transactions</u>	<u>Concluded</u>	<u>Cont</u>
Adult						
Non-Family Abuse Prot Order	AP	1	1	1	1	-
Capias	CA	6	19	19	5	14
Felony	CF	5	28	28	4	24
Misdemeanor	CM	15	50	50	5	45
Family Abuse - Prot Order	FP	4	7	7	1	6
Motion - Prot Order	MP	3	3	3	3	-
Remand Support	RS	2	2	2	2	-
Show Cause	SC	4	25	25	7	18
Civil Support	VS	16	31	31	13	18
Adult Total		56	166	166	41	125
Juvenile						
Capias	CA	0	2	2	0	2
Custody Visitation	CV	33	74	74	45	29
Felony	DF	1	31	31	5	26
Misdemeanor	DM	4	68	68	7	61
Initial Foster Care	IF	1	1	1	1	-
Show Cause	SC	0	4	4	0	4
Status	ST	0	1	1	0	1
Traffic	T	3	6	6	1	5
Juvenile Total		42	187	187	59	128
Colonial Heights Totals		98	353	353	100	253

Calendared Filings					
	M	T	W	R	F
Week 1					
Week 2					
Week 3					
Week 4					



Filings by Court & Division

	<u>Chesterfield</u>		<u>Colonial Heights</u>		<u>Total</u>
A Civil Support	2,627	93%	183	7%	2,810
Show Cause	1,868	94%	113	6%	1,981
Adult Misdemeanor	1,488	89%	192	11%	1,680
Family Abuse - Prot Ord	588	92%	48	8%	636
Adult Felony	521	88%	68	12%	589
Capias	482	91%	46	9%	528
Motion - Prot Order	65	86%	11	14%	76
Remand Support	56	92%	5	8%	61
Non-Family Abuse Prot	30	94%	2	6%	32
Violation of PO	28	100%	-	0%	28
SL/Other	6	86%	1	14%	7
Other	3	50%	3	50%	6
Violation Fam Abuse PC	3	100%	-	0%	3
Bond Forfeiture	2	100%	-	0%	2
Criminal Support	2	100%	-	0%	2
Total	7,769	92%	672	8%	8,441
J Custody Visitation	6,436	93%	467	7%	6,903
Delinquency	1,818	92%	153	8%	1,971
Traffic	759	96%	35	4%	794
Status Offense/Other	189	92%	17	8%	206
Remand Custody	81	91%	8	9%	89
Remand Visitation	81	91%	8	9%	89
Permanency	75	95%	4	5%	79
Abuse or Neglect	64	97%	2	3%	66
Foster Care Review	63	95%	3	5%	66
Paternity	44	100%	-	0%	44
Term Parental Rights	44	100%	-	0%	44
Show Cause	40	95%	2	5%	42
Initial Foster Care	34	83%	7	17%	41
Truancy	27	82%	6	18%	33
Child in Need of Service	20	83%	4	17%	24
Non-Family Abuse Prot	14	88%	2	13%	16
Voluntary Continuing Se	12	100%	-	0%	12
Capias	3	27%	8	73%	11
Custody Relief	11	100%	-	0%	11
Family Abuse - Prot Ord	4	100%	-	0%	4
Child at Risk	3	100%	-	0%	3
Juv Support	3	100%	-	0%	3
Motion - Prot Order	1	100%	-	0%	1
Restricted O/L	-	0%	1	100%	1
Total	9,826	93%	727	7%	10,553
Total	17,595	93%	1,399	7%	18,994

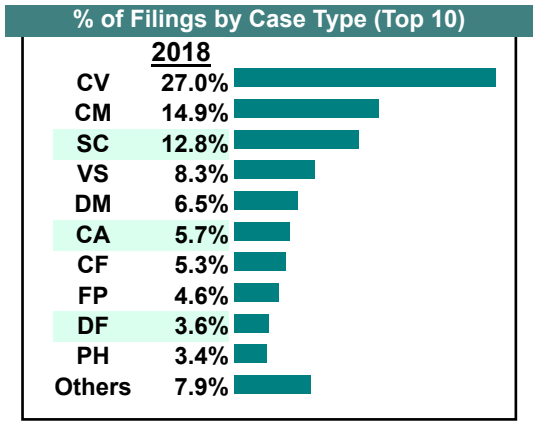
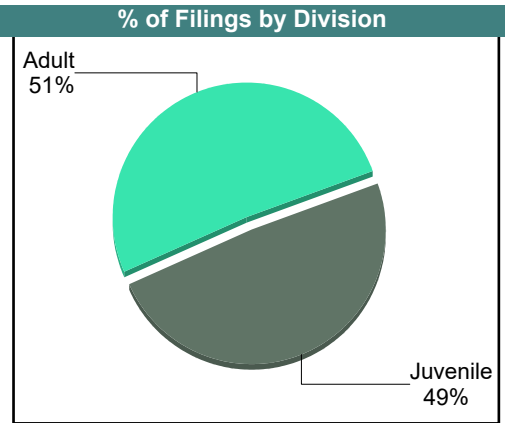
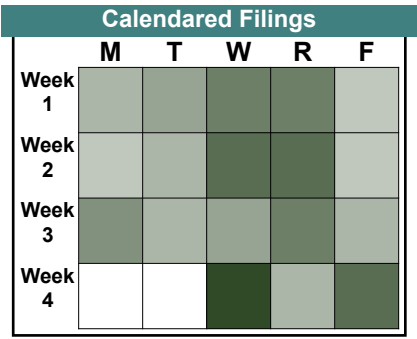
CASELOAD STATISTICS OF THE JUVENILE & DOMESTIC RELATIONS COURTS

December 2018

Richmond

District: 13

		<u>Filings</u>	<u>Hearings</u>	<u>Transactions</u>	<u>Concluded</u>	<u>Cont</u>
Adult						
Non-Family Abuse Prot Order	AP	0	2	2	1	1
Capias	CA	51	177	177	97	79
Felony	CF	47	108	108	36	72
Misdemeanor	CM	133	397	397	149	248
Family Abuse - Prot Order	FP	41	92	92	38	54
Motion - Prot Order	MP	1	1	1	1	-
Show Cause	SC	107	314	314	146	164
SL/Other	SL	2	2	2	2	-
Civil Support	VS	74	154	154	89	64
Adult Total		456	1,247	1,247	559	682
Juvenile						
Abuse or Neglect	AN	11	41	41	11	30
Custody Relief	CR	1	3	3	3	-
Child in Need of Services	CS	3	13	13	6	7
Custody Visitation	CV	240	443	443	234	203
Felony	DF	32	161	161	26	132
Misdemeanor	DM	58	220	220	45	174
Foster Care Review	FC	6	6	6	6	-
Initial Foster Care	IF	15	15	15	14	1
Permanency	PH	30	31	31	28	3
Petition	PT	10	45	45	25	20
Show Cause	SC	7	9	9	6	3
Status	ST	1	8	8	1	7
Traffic	T	11	12	12	5	7
Term Parental Rights	TP	8	10	10	3	7
Truancy	TR	1	11	11	3	8
Juvenile Total		434	1,028	1,028	416	602
Richmond Totals		890	2,275	2,275	975	1,284



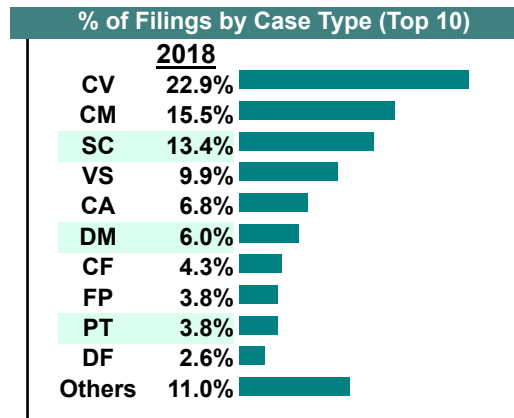
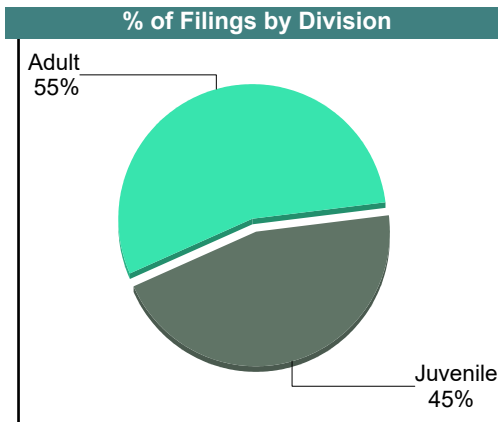
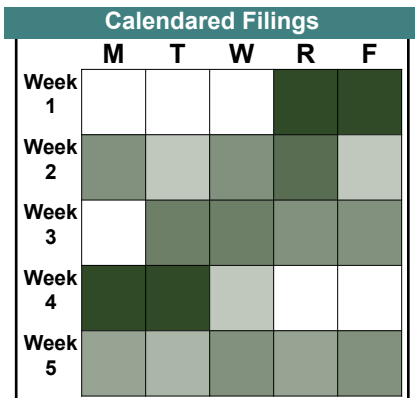
CASELOAD STATISTICS OF THE JUVENILE & DOMESTIC RELATIONS COURTS

November 2018

Richmond

District: 13

		<u>Filings</u>	<u>Hearings</u>	<u>Transactions</u>	<u>Concluded</u>	<u>Cont</u>
<u>Adult</u>						
Non-Family Abuse Prot Order	AP	7	8	8	5	3
Capias	CA	73	227	227	114	110
Felony	CF	46	132	132	51	81
Misdemeanor	CM	167	520	520	206	314
Family Abuse - Prot Order	FP	41	85	85	35	50
Motion - Prot Order	MP	3	3	3	3	-
Violation of PO	PV	1	1	1	1	-
Show Cause	SC	141	356	356	166	185
SL/Other	SL	2	2	2	2	-
Civil Support	VS	106	178	178	106	72
Adult Total		587	1,512	1,512	689	815
<u>Juvenile</u>						
Abuse or Neglect	AN	14	47	47	4	43
Custody Relief	CR	0	2	2	0	2
Child in Need of Services	CS	3	9	9	4	5
Custody Visitation	CV	246	447	447	224	220
Felony	DF	28	191	191	47	144
Misdemeanor	DM	64	284	285	68	217
Foster Care Review	FC	9	9	9	9	-
Initial Foster Care	IF	9	9	9	9	-
Juv Support	JS	1	1	1	1	-
Permanency	PH	26	27	27	20	7
Petition	PT	41	78	78	32	46
Show Cause	SC	3	9	9	4	5
Status	ST	7	17	17	8	9
Traffic	T	12	33	34	17	17
Term Parental Rights	TP	17	20	20	5	15
Truancy	TR	5	14	14	4	10
Voluntary Continuing Services Agreement	VA	2	2	2	2	-
Juvenile Total		487	1,199	1,201	458	740
Richmond Totals		1,074	2,711	2,713	1,147	1,555



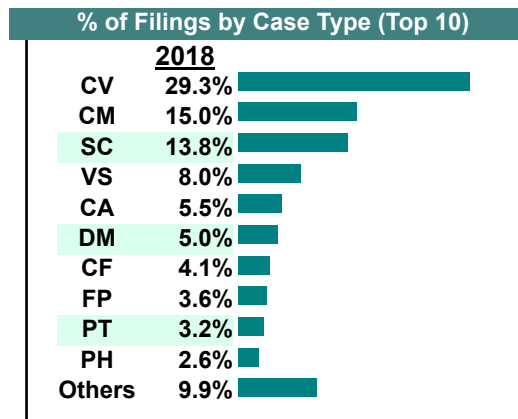
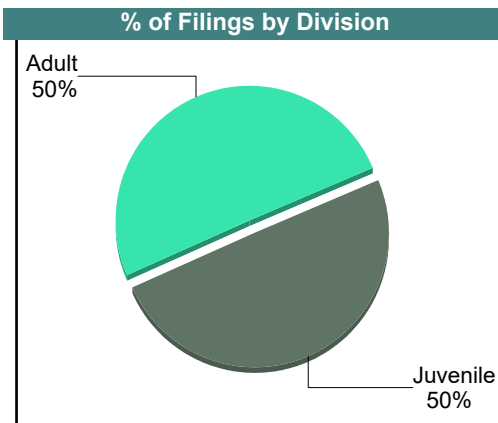

CASELOAD STATISTICS OF THE JUVENILE & DOMESTIC RELATIONS COURTS

October 2018

Richmond

District: 13

		<u>Filings</u>	<u>Hearings</u>	<u>Transactions</u>	<u>Concluded</u>	<u>Cont</u>
<u>Adult</u>						
Non-Family Abuse Prot Order	AP	1	3	3	2	1
Bond Forfeiture	BF	0	1	1	1	-
Capias	CA	66	255	255	105	150
Felony	CF	49	143	143	40	103
Misdemeanor	CM	181	552	552	198	354
Family Abuse - Prot Order	FP	43	104	104	61	43
Motion - Prot Order	MP	4	5	5	4	1
Violation of PO	PV	2	2	2	2	-
Show Cause	SC	164	433	433	194	239
SL/Other	SL	1	1	1	1	-
Civil Support	VS	96	194	194	116	77
Adult Total		607	1,693	1,693	724	968
<u>Juvenile</u>						
Abuse or Neglect	AN	17	45	45	12	33
Non-Family Abuse Prot Order	AP	1	1	1	1	-
Custody Relief	CR	3	3	3	1	2
Child in Need of Services	CS	11	24	24	13	11
Custody Visitation	CV	354	631	631	359	272
Felony	DF	28	165	165	23	141
Misdemeanor	DM	60	284	285	65	220
Foster Care Review	FC	13	13	13	13	-
Family Abuse - Prot Order	FP	1	1	1	1	-
Initial Foster Care	IF	5	5	5	5	-
Permanency	PH	31	31	31	30	1
Petition	PT	39	71	71	39	32
Show Cause	SC	3	13	13	7	6
Status	ST	7	32	32	10	22
Traffic	T	12	23	23	8	15
Term Parental Rights	TP	9	11	11	2	9
Truancy	TR	4	13	13	3	10
Voluntary Continuing Services Agreement	VA	2	3	3	2	1
Juvenile Total		600	1,369	1,370	594	775
Richmond Totals		1,207	3,062	3,063	1,318	1,743



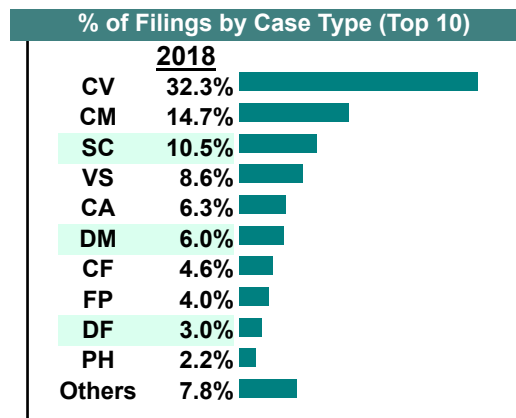
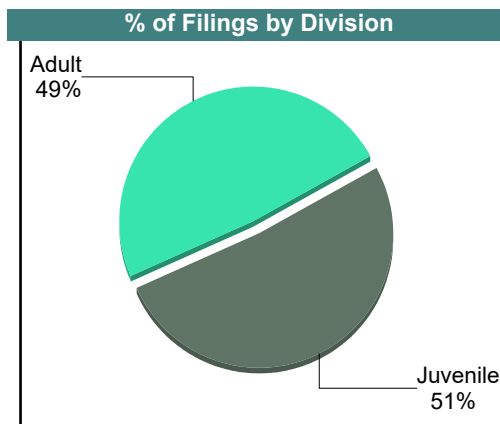
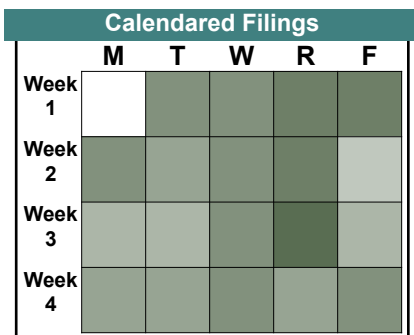
CASELOAD STATISTICS OF THE JUVENILE & DOMESTIC RELATIONS COURTS

September 2018

Richmond

District: 13

		<u>Filings</u>	<u>Hearings</u>	<u>Transactions</u>	<u>Concluded</u>	<u>Cont</u>
Adult						
Non-Family Abuse Prot Order	AP	0	2	2	0	2
Capias	CA	71	272	272	103	169
Felony	CF	52	159	159	61	98
Misdemeanor	CM	167	545	545	205	340
Family Abuse - Prot Order	FP	44	88	88	38	50
Motion - Prot Order	MP	4	5	5	5	-
Violation of PO	PV	1	1	1	1	-
Remand Support	RS	1	1	1	1	-
Show Cause	SC	112	330	330	123	203
Civil Support	VS	98	188	188	123	63
Adult Total		550	1,591	1,591	660	925
Juvenile						
Abuse or Neglect	AN	13	35	35	7	28
Custody Relief	CR	1	1	1	1	-
Child in Need of Services	CS	4	11	11	6	5
Custody Visitation	CV	366	592	592	337	255
Felony	DF	34	209	209	56	153
Misdemeanor	DM	68	248	248	52	196
Foster Care Review	FC	6	6	6	6	-
Family Abuse - Prot Order	FP	1	1	1	1	-
Initial Foster Care	IF	6	6	6	6	-
Permanency	PH	25	25	25	25	-
Petition	PT	22	52	52	28	24
Show Cause	SC	7	17	17	9	8
Status	ST	8	25	25	9	16
Traffic	T	16	32	33	17	16
Term Parental Rights	TP	3	3	3	3	-
Truancy	TR	0	5	5	2	3
Voluntary Continuing Services Agreement	VA	3	3	3	3	-
Juvenile Total		583	1,271	1,272	568	704
Richmond Totals		1,133	2,862	2,863	1,228	1,629



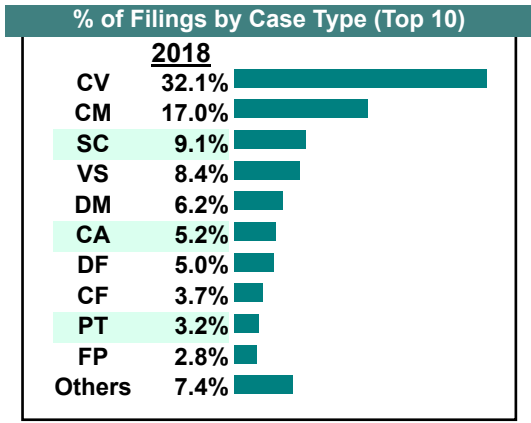
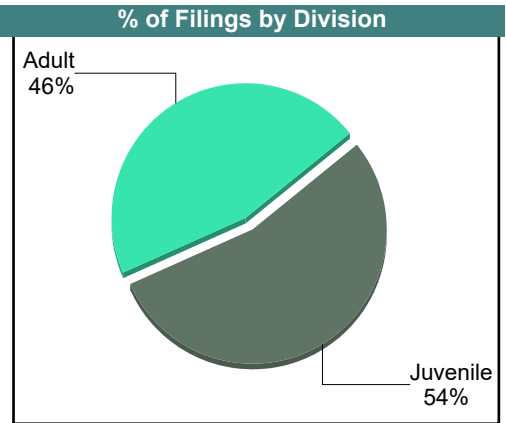

CASELOAD STATISTICS OF THE JUVENILE & DOMESTIC RELATIONS COURTS

August 2018

Richmond

District: 13

		<u>Filings</u>	<u>Hearings</u>	<u>Transactions</u>	<u>Concluded</u>	<u>Cont</u>
Adult						
Non-Family Abuse Prot Order	AP	1	3	3	2	1
Capias	CA	63	283	283	102	179
Felony	CF	44	125	125	43	80
Misdemeanor	CM	204	529	529	202	326
Family Abuse - Prot Order	FP	34	90	90	44	44
Motion - Prot Order	MP	2	2	2	2	-
Show Cause	SC	103	372	372	143	226
Civil Support	VS	101	208	208	91	107
Adult Total		552	1,612	1,612	629	963
Juvenile						
Abuse or Neglect	AN	2	19	19	10	9
Child in Need of Services	CS	5	14	14	1	13
Custody Visitation	CV	386	646	646	425	214
Felony	DF	60	249	249	53	196
Misdemeanor	DM	75	280	280	70	210
Foster Care Review	FC	19	19	19	19	-
Initial Foster Care	IF	6	6	6	6	-
Permanency	PH	27	29	29	29	-
Petition	PT	38	85	85	33	49
Show Cause	SC	6	22	22	8	13
Status	ST	10	28	28	5	23
Traffic	T	12	26	26	14	12
Term Parental Rights	TP	2	3	3	3	-
Truancy	TR	0	8	8	1	7
Voluntary Continuing Services Agreement	VA	3	3	3	3	-
Juvenile Total		651	1,437	1,437	680	746
Richmond Totals		1,203	3,049	3,049	1,309	1,709



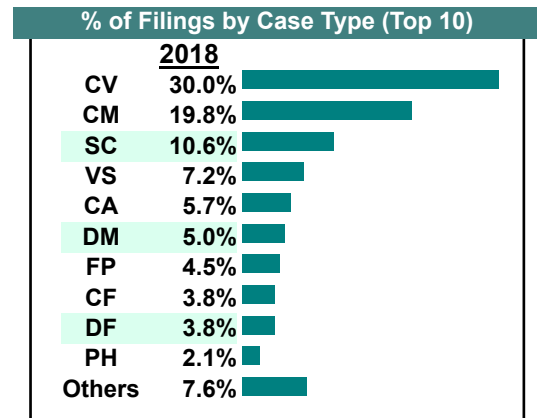
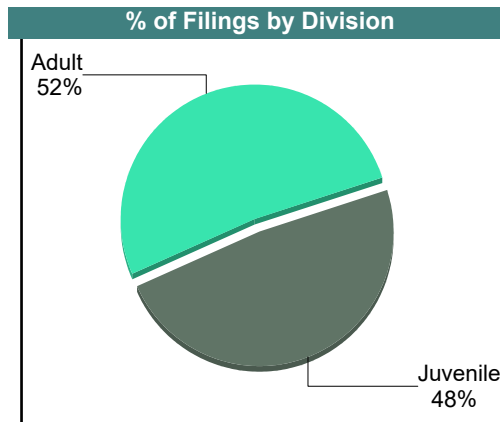
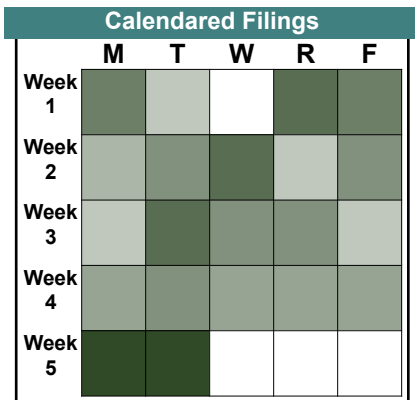
CASELOAD STATISTICS OF THE JUVENILE & DOMESTIC RELATIONS COURTS

July 2018

Richmond

District: 13

		<u>Filings</u>	<u>Hearings</u>	<u>Transactions</u>	<u>Concluded</u>	<u>Cont</u>
<u>Adult</u>						
Non-Family Abuse Prot Order	AP	2	3	3	0	3
Capias	CA	64	262	262	85	175
Felony	CF	43	146	146	65	81
Misdemeanor	CM	227	534	534	179	355
Family Abuse - Prot Order	FP	51	104	104	46	58
Motion - Prot Order	MP	3	3	3	2	1
Remand Support	RS	1	1	1	1	-
Show Cause	SC	116	375	375	147	225
SL/Other	SL	1	1	1	1	-
Civil Support	VS	83	171	171	72	97
Adult Total		591	1,600	1,600	598	995
<u>Juvenile</u>						
Abuse or Neglect	AN	8	36	36	9	27
Non-Family Abuse Prot Order	AP	2	2	2	2	-
Capias	CA	1	1	1	0	1
Child in Need of Services	CS	3	10	10	2	8
Custody Visitation	CV	344	575	575	324	243
Felony	DF	43	242	242	39	203
Misdemeanor	DM	57	245	245	47	198
Foster Care Review	FC	18	18	18	18	-
Initial Foster Care	IF	5	7	7	7	-
Permanency	PH	24	24	24	24	-
Petition	PT	18	49	49	21	28
Show Cause	SC	6	17	17	3	14
Status	ST	6	16	16	2	14
Traffic	T	14	17	17	8	9
Term Parental Rights	TP	2	2	2	2	-
Truancy	TR	2	10	10	2	8
Voluntary Continuing Services Agreement	VA	2	2	2	2	-
Juvenile Total		555	1,273	1,273	512	753
Richmond Totals		1,146	2,873	2,873	1,110	1,748



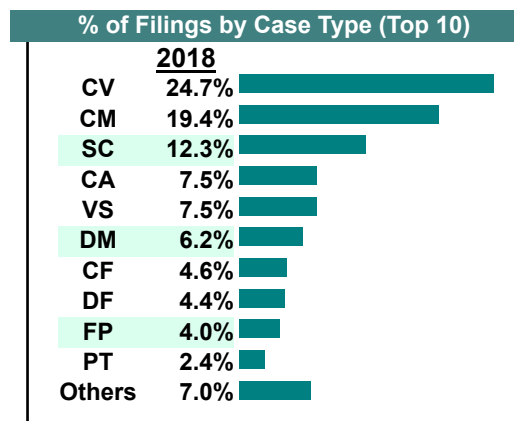
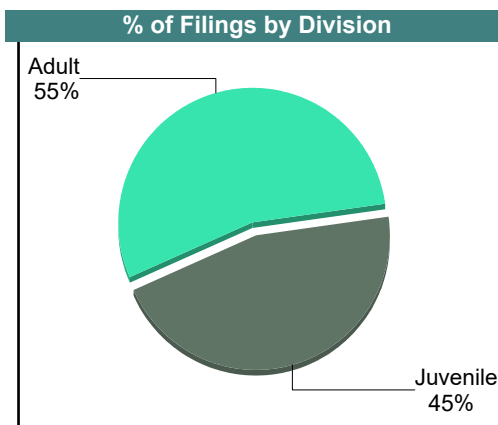

CASELOAD STATISTICS OF THE JUVENILE & DOMESTIC RELATIONS COURTS

June 2018

Richmond

District: 13

		<u>Filings</u>	<u>Hearings</u>	<u>Transactions</u>	<u>Concluded</u>	<u>Cont</u>
<u>Adult</u>						
Non-Family Abuse Prot Order	AP	0	2	2	1	1
Capias	CA	83	252	252	94	158
Felony	CF	51	156	156	48	108
Misdemeanor	CM	214	500	500	188	312
Family Abuse - Prot Order	FP	44	103	103	51	52
Motion - Prot Order	MP	2	3	3	3	-
Violation of PO	PV	3	3	3	3	-
Show Cause	SC	122	407	407	155	252
SL/Other	SL	1	1	1	1	-
Civil Support	VS	83	187	187	90	96
Adult Total		603	1,614	1,614	634	979
<u>Juvenile</u>						
Abuse or Neglect	AN	9	30	30	4	26
Child in Need of Services	CS	2	13	13	7	6
Custody Visitation	CV	273	495	495	284	211
Felony	DF	49	219	219	30	189
Misdemeanor	DM	68	332	332	80	252
Foster Care Review	FC	12	12	12	12	-
Initial Foster Care	IF	3	4	4	2	2
Permanency	PH	21	25	25	25	-
Petition	PT	27	65	65	33	32
Show Cause	SC	14	31	31	14	17
Status	ST	2	19	19	7	12
Traffic	T	16	28	28	14	14
Term Parental Rights	TP	5	17	17	15	2
Truancy	TR	0	8	8	1	7
Voluntary Continuing Services Agreement	VA	1	1	1	1	-
Juvenile Total		502	1,299	1,299	529	770
Richmond Totals		1,105	2,913	2,913	1,163	1,749



CASELOAD STATISTICS OF THE JUVENILE & DOMESTIC RELATIONS COURTS

May 2018

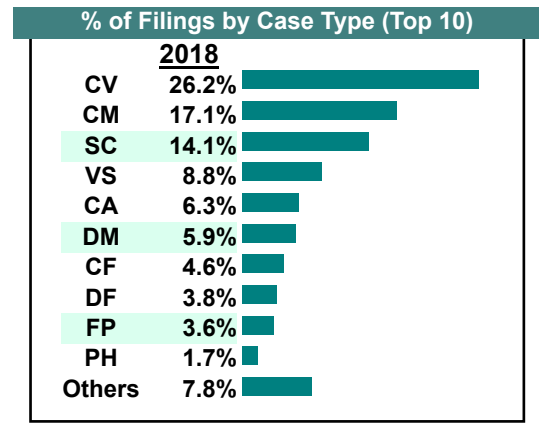
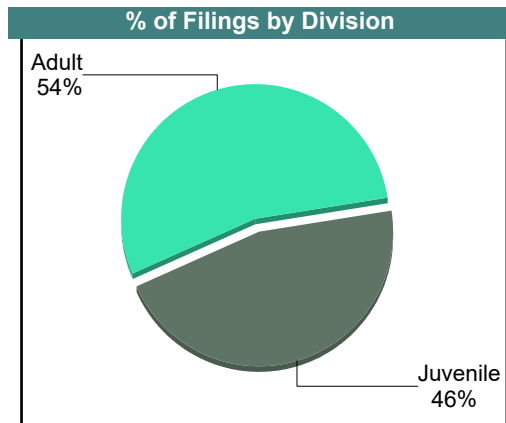

Richmond

District: 13

		<u>Filings</u>	<u>Hearings</u>	<u>Transactions</u>	<u>Concluded</u>	<u>Cont</u>
Adult						
Non-Family Abuse Prot Order	AP	2	3	3	0	2
Capias	CA	87	253	253	85	168
Felony	CF	64	174	174	55	119
Misdemeanor	CM	236	565	565	211	353
Family Abuse - Prot Order	FP	49	119	119	55	64
Motion - Prot Order	MP	5	6	6	4	2
Violation of PO	PV	1	1	1	1	-
Remand Support	RS	1	1	1	1	-
Show Cause	SC	179	390	390	159	228
SL/Other	SL	2	2	2	2	-
Civil Support	VS	122	216	216	112	103
Adult Total		748	1,730	1,730	685	1,039

Juvenile						
Abuse or Neglect	AN	4	39	39	21	17
Child in Need of Services	CS	3	15	15	6	9
Custody Visitation	CV	362	697	697	385	312
Felony	DF	53	230	230	57	173
Misdemeanor	DM	82	296	296	70	226
Foster Care Review	FC	16	16	16	16	-
Initial Foster Care	IF	11	13	13	12	1
Juv Support	JS	0	1	1	1	-
Permanency	PH	24	30	30	25	5
Violation Fam Abuse PO	PS	0	1	1	1	-
Petition	PT	20	64	64	26	38
Remand Custody	RC	1	1	1	1	-
Remand Visitation	RV	1	1	1	1	-
Show Cause	SC	15	26	26	12	14
Status	ST	8	25	25	7	18
Traffic	T	7	17	18	9	9
Term Parental Rights	TP	15	23	23	13	10
Truancy	TR	3	16	16	3	13
Voluntary Continuing Services Agreement	VA	7	7	7	7	-
Juvenile Total		632	1,518	1,519	673	845

Richmond Totals		1,380	3,248	3,249	1,358	1,884
------------------------	--	--------------	--------------	--------------	--------------	--------------



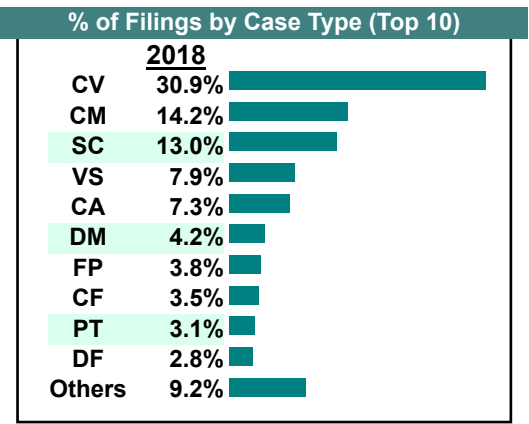
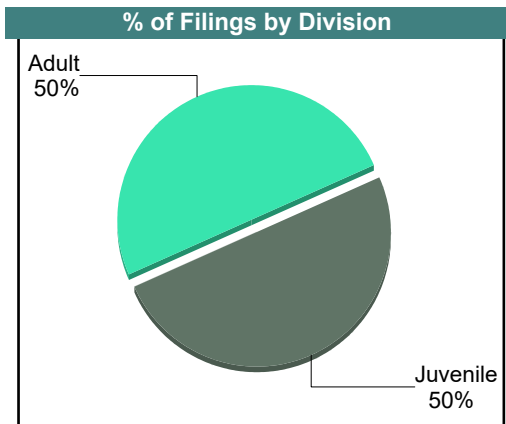

CASELOAD STATISTICS OF THE JUVENILE & DOMESTIC RELATIONS COURTS

April 2018

Richmond

District: 13

		<u>Filings</u>	<u>Hearings</u>	<u>Transactions</u>	<u>Concluded</u>	<u>Cont</u>
<u>Adult</u>						
Non-Family Abuse Prot Order	AP	1	3	3	2	1
Bond Forfeiture	BF	1	2	2	0	2
Capias	CA	93	266	266	94	167
Felony	CF	45	151	151	57	94
Misdemeanor	CM	181	432	432	173	258
Family Abuse - Prot Order	FP	48	107	107	43	63
Motion - Prot Order	MP	4	4	4	4	-
Violation of PO	PV	2	2	2	2	-
Show Cause	SC	159	395	395	151	238
SL/Other	SL	2	2	2	2	-
Civil Support	VS	100	180	180	101	76
Adult Total		636	1,544	1,544	629	899
<u>Juvenile</u>						
Abuse or Neglect	AN	8	66	66	30	36
Custody Relief	CR	2	2	2	2	-
Child in Need of Services	CS	2	22	22	4	18
Custody Visitation	CV	393	658	658	381	267
Felony	DF	36	187	187	39	147
Misdemeanor	DM	54	272	272	52	220
Entrustment	ET	0	1	1	1	-
Foster Care Review	FC	23	24	24	24	-
Initial Foster Care	IF	16	16	16	16	-
Permanency	PH	34	38	38	36	2
Violation Fam Abuse PO	PS	1	1	1	0	1
Petition	PT	39	73	73	34	39
Show Cause	SC	6	18	18	8	10
Status	ST	7	25	25	6	19
Traffic	T	9	26	26	7	19
Term Parental Rights	TP	1	4	4	4	-
Truancy	TR	4	18	18	4	14
Juvenile Total		635	1,451	1,451	648	792
Richmond Totals		1,271	2,995	2,995	1,277	1,691



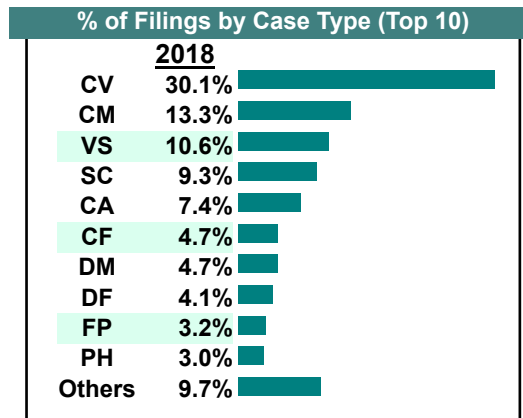
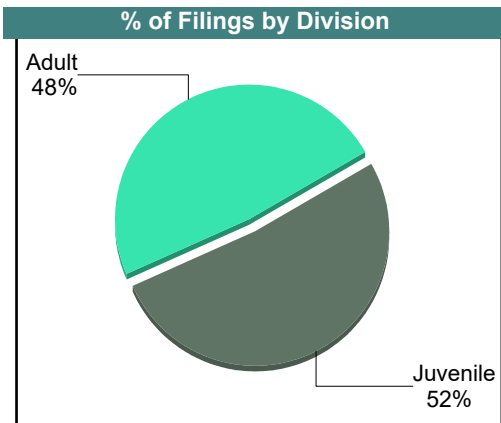
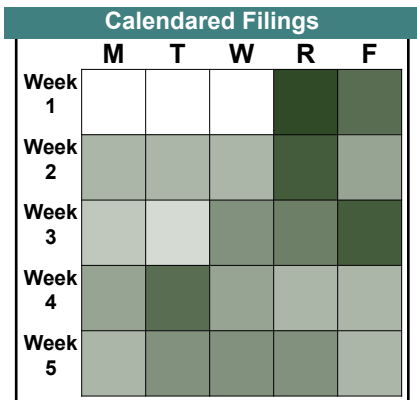
CASELOAD STATISTICS OF THE JUVENILE & DOMESTIC RELATIONS COURTS

March 2018

Richmond

District: 13

		<u>Filings</u>	<u>Hearings</u>	<u>Transactions</u>	<u>Concluded</u>	<u>Cont</u>
Adult						
Non-Family Abuse Prot Order	AP	1	1	1	0	1
Capias	CA	96	300	300	109	191
Felony	CF	61	164	164	65	98
Misdemeanor	CM	173	463	463	191	271
Family Abuse - Prot Order	FP	42	98	98	30	67
Motion - Prot Order	MP	1	2	2	1	1
Violation of PO	PV	1	1	1	1	-
Restricted O/L	RL	2	2	2	2	-
Remand Support	RS	1	1	1	1	-
Show Cause	SC	113	444	444	171	273
SL/Other	SL	1	1	1	1	-
Civil Support	VS	138	229	229	126	102
Adult Total		630	1,706	1,706	698	1,004
Juvenile						
Abuse or Neglect	AN	31	78	78	10	68
Non-Family Abuse Prot Order	AP	1	1	1	1	-
Custody Relief	CR	1	3	3	2	1
Child in Need of Services	CS	8	27	27	9	17
Custody Visitation	CV	392	612	612	342	268
Felony	DF	53	216	216	35	181
Misdemeanor	DM	61	287	287	58	228
Foster Care Review	FC	23	23	23	22	-
Initial Foster Care	IF	10	10	10	10	-
Permanency	PH	39	39	39	35	4
Petition	PT	17	67	67	36	31
Remand Custody	RC	1	1	1	1	-
Remand Visitation	RV	1	1	1	1	-
Show Cause	SC	8	19	19	8	11
Status	ST	7	24	24	8	16
Traffic	T	6	15	15	5	10
Term Parental Rights	TP	7	7	7	0	7
Truancy	TR	7	17	17	4	13
Juvenile Total		673	1,447	1,447	587	855
Richmond Totals		1,303	3,153	3,153	1,285	1,859



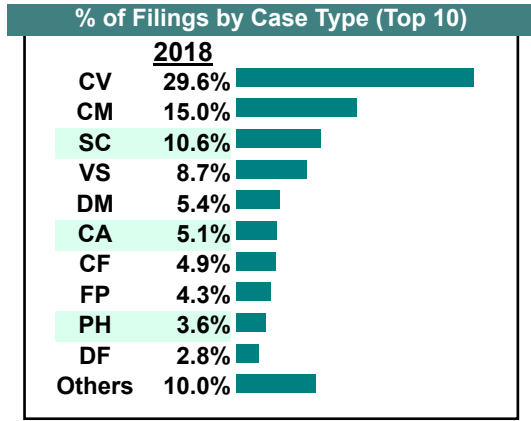
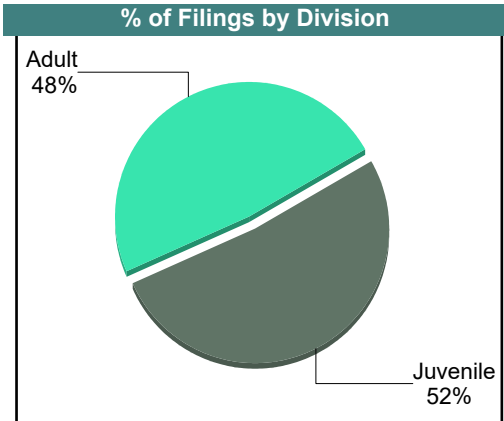
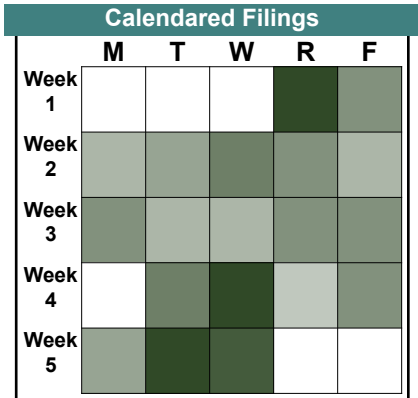
CASELOAD STATISTICS OF THE JUVENILE & DOMESTIC RELATIONS COURTS

February 2018

Richmond

District: 13

		<u>Filings</u>	<u>Hearings</u>	<u>Transactions</u>	<u>Concluded</u>	<u>Cont</u>
Adult						
Non-Family Abuse Prot Order	AP	0	1	1	1	-
Capias	CA	55	200	200	60	138
Felony	CF	53	172	172	56	115
Misdemeanor	CM	161	449	449	165	283
Family Abuse - Prot Order	FP	46	88	88	30	57
Motion - Prot Order	MP	1	1	1	1	-
Show Cause	SC	109	362	362	133	227
SL/Other	SL	1	2	2	2	-
Civil Support	VS	94	189	189	94	93
Adult Total		520	1,464	1,464	542	913
Juvenile						
Abuse or Neglect	AN	14	63	63	22	40
Non-Family Abuse Prot Order	AP	1	1	1	1	-
Capias	CA	0	2	2	1	1
Custody Relief	CR	2	6	6	3	3
Child in Need of Services	CS	11	23	23	4	19
Custody Visitation	CV	318	554	554	330	222
Felony	DF	30	192	192	48	144
Misdemeanor	DM	58	267	267	68	199
Foster Care Review	FC	9	9	9	9	-
Initial Foster Care	IF	7	8	8	8	-
Juv Support	JS	1	1	1	0	1
Permanency	PH	39	41	41	38	3
Petition	PT	22	70	70	39	31
Violation of PO	PV	1	1	1	1	-
Show Cause	SC	5	15	15	6	9
Status	ST	5	15	15	0	15
Traffic	T	12	28	28	15	13
Term Parental Rights	TP	9	14	14	6	8
Truancy	TR	8	14	14	3	11
Voluntary Continuing Services Agreement	VA	3	3	3	3	-
Juvenile Total		555	1,327	1,327	605	719
Richmond Totals		1,075	2,791	2,791	1,147	1,632



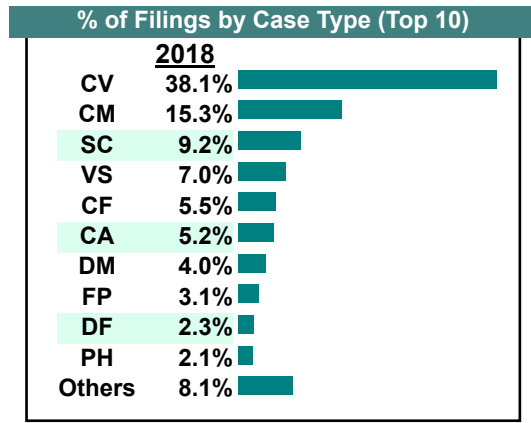
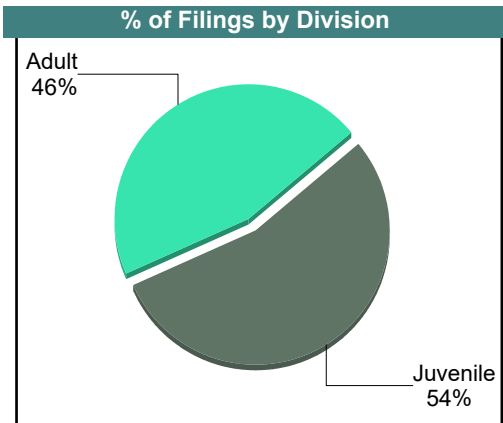

CASELOAD STATISTICS OF THE JUVENILE & DOMESTIC RELATIONS COURTS

January 2018

Richmond

District: 13

		<u>Filings</u>	<u>Hearings</u>	<u>Transactions</u>	<u>Concluded</u>	<u>Cont</u>
Adult						
Non-Family Abuse Prot Order	AP	1	1	1	0	1
Capias	CA	61	206	206	66	140
Felony	CF	64	176	176	48	128
Misdemeanor	CM	179	463	463	133	330
Family Abuse - Prot Order	FP	36	85	85	37	48
Motion - Prot Order	MP	3	4	4	4	-
Show Cause	SC	103	366	366	134	232
SL/Other	SL	4	4	4	3	1
Civil Support	VS	82	167	167	95	72
Adult Total		533	1,472	1,472	520	952
Juvenile						
Abuse or Neglect	AN	12	72	72	16	56
Capias	CA	0	1	1	0	1
Custody Relief	CR	1	3	3	1	2
Child in Need of Services	CS	6	20	20	8	12
Custody Visitation	CV	445	727	727	397	329
Felony	DF	27	163	163	39	124
Misdemeanor	DM	47	227	227	45	182
Entrustment	ET	1	1	1	0	1
Foster Care Review	FC	11	13	13	12	1
Initial Foster Care	IF	8	8	8	8	-
Juv Support	JS	0	1	1	1	-
Permanency	PH	25	25	25	22	3
Petition	PT	22	74	74	38	36
RR	RR	0	1	1	1	-
Show Cause	SC	4	13	13	6	7
Status	ST	4	10	10	3	7
Traffic	T	11	21	21	6	15
Term Parental Rights	TP	5	5	5	0	5
Truancy	TR	1	6	6	3	3
Voluntary Continuing Services Agreement	VA	4	5	5	4	1
Juvenile Total		634	1,396	1,396	610	785
Richmond Totals		1,167	2,868	2,868	1,130	1,737



Filings by Court & Division

<u>Richmond</u>			
A	Adult Misdemeanor	2,223	15.9%
	Show Cause	1,528	11.0%
	Civil Support	1,177	8.4%
	Capias	863	6.2%
	Adult Felony	619	4.4%
	Family Abuse - Prot Order	519	3.7%
	Motion - Prot Order	33	0.2%
	SL/Other	17	0.1%
	Non-Family Abuse Prot Order	16	0.1%
	Violation of PO	11	0.1%
	Remand Support	4	0.0%
	Restricted O/L	2	0.0%
	Bond Forfeiture	1	0.0%
	Total	7,013	50%
J	Custody Visitation	4,119	29.5%
	Delinquency	1,225	8.8%
	Permanency	345	2.5%
	Paternity	315	2.3%
	Foster Care Review	165	1.2%
	Abuse or Neglect	143	1.0%
	Traffic	138	1.0%
	Initial Foster Care	101	0.7%
	Show Cause	84	0.6%
	Term Parental Rights	83	0.6%
	Status Offense/Other	72	0.5%
	Child in Need of Services	61	0.4%
	Truancy	35	0.3%
	Voluntary Continuing Services Agre	27	0.2%
	Custody Relief	11	0.1%
	Non-Family Abuse Prot Order	5	0.0%
	Family Abuse - Prot Order	2	0.0%
	Juv Support	2	0.0%
	Remand Custody	2	0.0%
	Remand Visitation	2	0.0%
	Capias	1	0.0%
	Entrustment	1	0.0%
	Violation Fam Abuse PO	1	0.0%
	Violation of PO	1	0.0%
	Restoration of Parental Rights	-	0.0%
	Total	6,941	50%
Total		13,954	100%

CASELOAD STATISTICS OF THE JUVENILE & DOMESTIC RELATIONS COURTS

December 2018

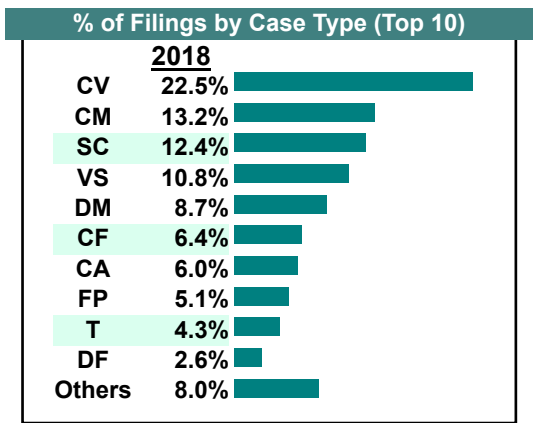
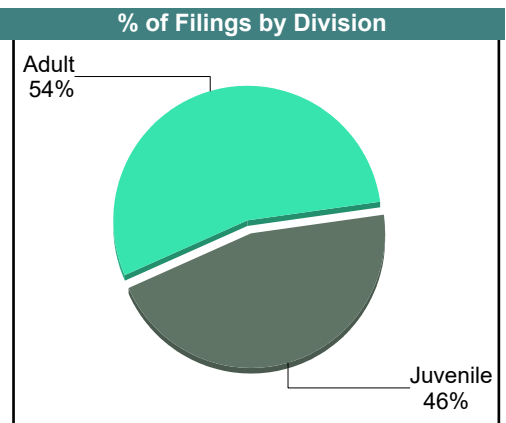
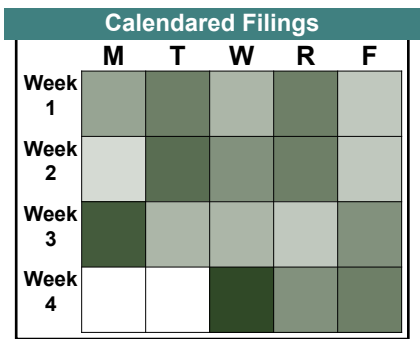
Henrico

District: 14

		Filings	Hearings	Transactions	Concluded	Cont
Adult						
Non-Family Abuse Prot Order	AP	1	3	3	2	1
Bond Forfeiture	BF	0	1	1	1	-
Capias	CA	52	211	211	66	144
Felony	CF	62	160	160	23	137
Misdemeanor	CM	129	377	377	84	293
Family Abuse - Prot Order	FP	49	125	125	47	76
Motion - Prot Order	MP	17	27	27	17	10
Remand Support	RS	3	3	3	3	-
Show Cause	SC	110	323	323	98	213
SL/Other	SL	2	5	5	3	2
Civil Support	VS	105	199	199	108	89
Adult Total		530	1,434	1,434	452	965

Juvenile						
Abuse or Neglect	AN	1	15	15	2	13
Non-Family Abuse Prot Order	AP	0	2	2	2	-
Capias	CA	6	18	18	4	14
Child in Need of Services	CS	2	12	12	0	12
Custody Visitation	CV	219	554	554	252	292
Felony	DF	25	166	166	23	143
Misdemeanor	DM	85	358	358	72	286
Foster Care Review	FC	9	11	11	10	1
Family Abuse - Prot Order	FP	1	1	1	0	1
Initial Foster Care	IF	11	13	13	13	-
Motion - Prot Order	MP	0	1	1	1	-
Permanency	PH	7	9	9	9	-
Petition	PT	4	11	11	5	6
Remand Custody	RC	4	4	4	4	-
Remand Visitation	RV	4	4	4	3	-
Show Cause	SC	11	40	40	10	30
Status	ST	10	44	44	11	33
Traffic	T	42	57	66	28	38
Term Parental Rights	TP	2	2	2	2	-
Truancy	TR	1	7	7	1	6
Juvenile Total		444	1,329	1,338	452	875

Henrico Totals		974	2,763	2,772	904	1,840
-----------------------	--	------------	--------------	--------------	------------	--------------



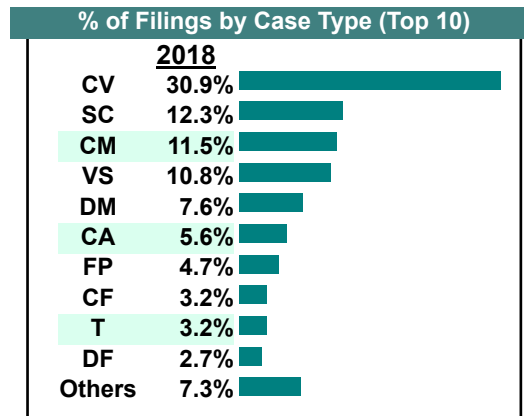
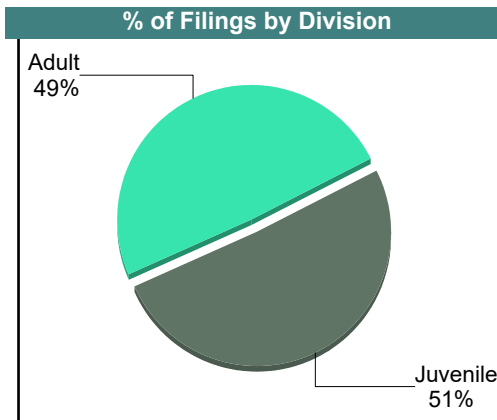
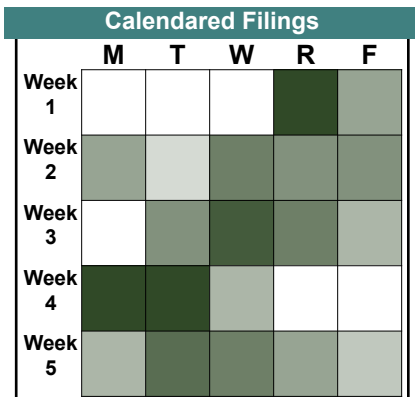
CASELOAD STATISTICS OF THE JUVENILE & DOMESTIC RELATIONS COURTS

November 2018

Henrico

District: 14

		Filings	Hearings	Transactions	Concluded	Cont
Adult						
Non-Family Abuse Prot Order	AP	3	4	4	2	2
Capias	CA	66	274	274	110	164
Felony	CF	42	137	137	35	102
Misdemeanor	CM	149	496	496	188	307
Family Abuse - Prot Order	FP	61	123	123	56	67
Motion - Prot Order	MP	20	39	39	20	19
Violation of PO	PV	3	3	3	3	-
Remand Support	RS	3	3	3	3	-
Show Cause	SC	143	402	402	162	238
SL/Other	SL	4	6	6	4	2
Civil Support	VS	140	305	305	158	137
Adult Total		634	1,792	1,792	741	1,038
Juvenile						
Abuse or Neglect	AN	6	24	24	4	20
Non-Family Abuse Prot Order	AP	1	3	3	2	1
Capias	CA	7	24	24	12	12
Custody Relief	CR	3	3	3	2	1
Child in Need of Services	CS	2	12	12	2	10
Custody Visitation	CV	400	916	916	417	467
Felony	DF	35	164	164	21	143
Misdemeanor	DM	98	411	411	92	319
Foster Care Review	FC	7	9	9	5	3
Initial Foster Care	IF	1	3	3	2	-
Motion - Prot Order	MP	2	5	5	0	5
Permanency	PH	6	10	10	3	5
Petition	PT	15	31	31	10	21
Remand Custody	RC	3	3	3	3	-
Remand Visitation	RV	3	3	3	3	-
Show Cause	SC	16	38	38	13	25
Status	ST	8	47	47	12	35
Traffic	T	42	65	76	51	25
Term Parental Rights	TP	2	2	2	0	2
Truancy	TR	1	8	8	3	5
Voluntary Continuing Services Agreement	VA	1	1	1	0	1
Juvenile Total		659	1,782	1,793	657	1,100
Henrico Totals		1,293	3,574	3,585	1,398	2,138



CASELOAD STATISTICS OF THE JUVENILE & DOMESTIC RELATIONS COURTS

October 2018

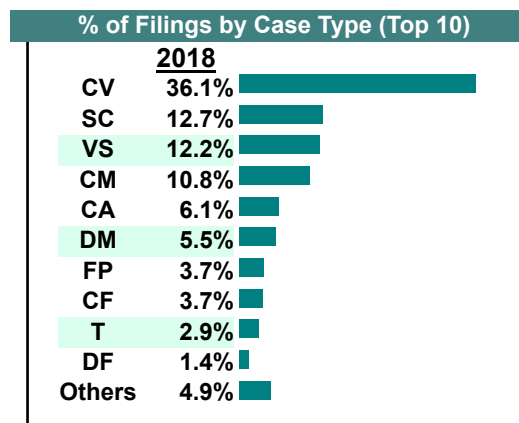
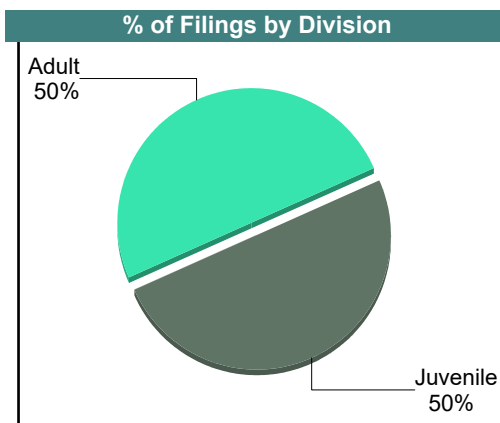

Henrico

District: 14

		<u>Filings</u>	<u>Hearings</u>	<u>Transactions</u>	<u>Concluded</u>	<u>Cont</u>
Adult						
Non-Family Abuse Prot Order	AP	2	4	4	2	2
Bond Forfeiture	BF	0	1	1	0	1
Capias	CA	87	330	330	103	227
Felony	CF	55	183	183	64	119
Misdemeanor	CM	163	524	524	217	307
Family Abuse - Prot Order	FP	56	139	139	70	69
Motion - Prot Order	MP	14	23	23	11	12
Violation of PO	PV	1	1	1	1	-
Remand Support	RS	3	4	4	4	-
Show Cause	SC	181	560	560	243	316
SL/Other	SL	5	9	9	6	3
Civil Support	VS	184	383	383	204	179
Adult Total		751	2,161	2,161	925	1,235

Juvenile						
Abuse or Neglect	AN	6	35	35	11	24
Non-Family Abuse Prot Order	AP	3	4	4	1	3
Capias	CA	4	12	12	2	10
Custody Relief	CR	0	1	1	0	1
Child in Need of Services	CS	7	21	21	2	19
Custody Visitation	CV	543	1,137	1,137	516	621
Felony	DF	21	187	187	48	139
Misdemeanor	DM	83	326	326	82	244
Foster Care Review	FC	6	12	12	6	6
Initial Foster Care	IF	0	1	1	0	1
Permanency	PH	0	1	1	0	1
Petition	PT	10	22	22	13	9
Remand Custody	RC	2	2	2	2	-
Remand Visitation	RV	2	2	2	2	-
Show Cause	SC	10	50	50	30	20
Status	ST	9	62	62	18	44
Traffic	T	44	66	66	33	33
Truancy	TR	1	15	15	5	10
Voluntary Continuing Services Agreement	VA	2	2	2	2	-
Juvenile Total		753	1,958	1,958	773	1,185

Henrico Totals		1,504	4,119	4,119	1,698	2,420
-----------------------	--	--------------	--------------	--------------	--------------	--------------



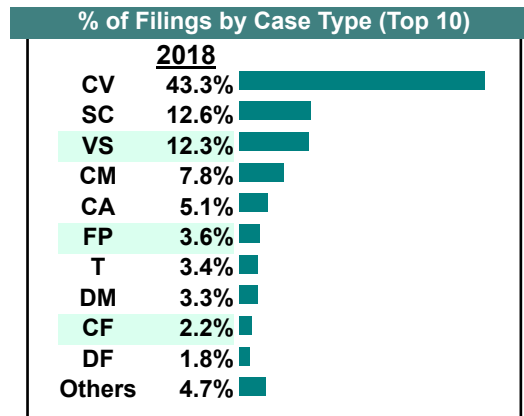
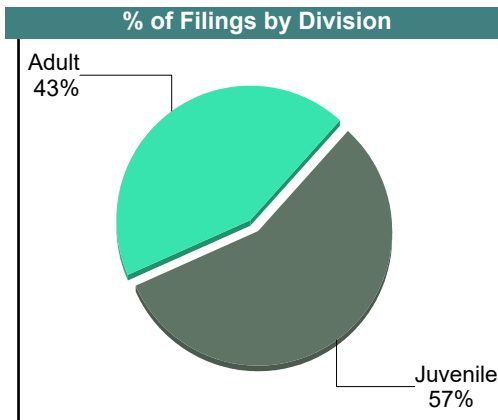
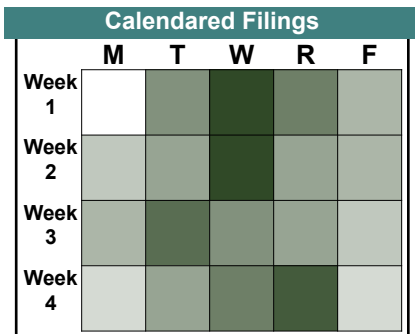
CASELOAD STATISTICS OF THE JUVENILE & DOMESTIC RELATIONS COURTS

September 2018

Henrico

District: 14

		Filings	Hearings	Transactions	Concluded	Cont
Adult						
Non-Family Abuse Prot Order	AP	1	2	2	1	1
Capias	CA	74	262	262	99	163
Felony	CF	33	119	119	50	69
Misdemeanor	CM	119	339	339	108	231
Family Abuse - Prot Order	FP	54	125	125	62	63
Motion - Prot Order	MP	13	27	27	16	11
Violation of PO	PV	1	1	1	1	-
Remand Support	RS	0	2	2	0	2
Show Cause	SC	176	530	530	187	343
SL/Other	SL	1	1	1	0	1
Civil Support	VS	187	367	367	198	169
Adult Total		659	1,775	1,775	722	1,053
Juvenile						
Abuse or Neglect	AN	6	18	18	2	16
Non-Family Abuse Prot Order	AP	1	2	2	0	2
Capias	CA	3	20	20	7	13
Custody Relief	CR	1	1	1	0	1
Child in Need of Services	CS	2	17	17	3	14
Custody Visitation	CV	657	1,095	1,095	520	575
Felony	DF	27	197	197	51	146
Misdemeanor	DM	50	366	367	111	255
Emancipation	EP	1	2	2	1	1
Foster Care Review	FC	6	10	10	7	3
Initial Foster Care	IF	6	8	8	7	1
Motion - Prot Order	MP	1	1	1	0	1
Permanency	PH	3	4	4	2	2
Petition	PT	14	19	19	5	14
Remand Custody	RC	1	1	1	1	-
Remand Visitation	RV	1	1	1	1	-
Show Cause	SC	16	42	42	18	24
Status	ST	9	53	53	14	39
Traffic	T	51	75	82	46	36
Truancy	TR	2	11	11	5	6
Voluntary Continuing Services Agreement	VA	1	1	1	1	-
Juvenile Total		859	1,944	1,952	802	1,149
Henrico Totals		1,518	3,719	3,727	1,524	2,202



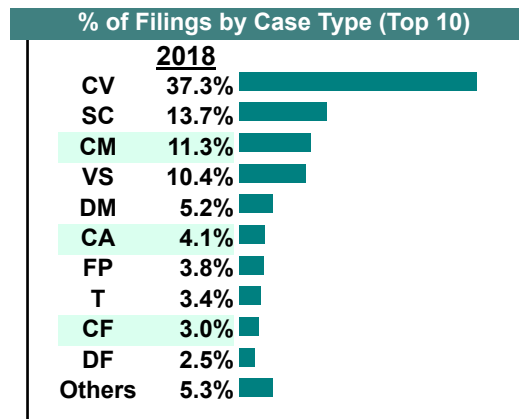
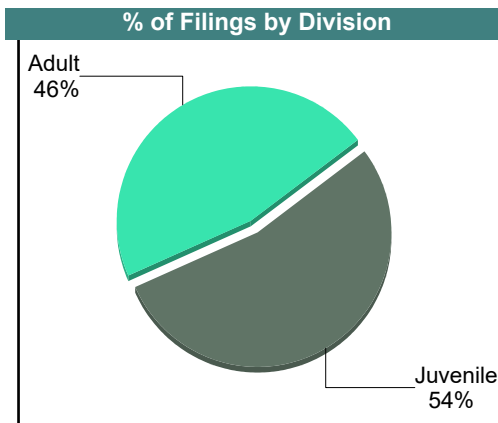

CASELOAD STATISTICS OF THE JUVENILE & DOMESTIC RELATIONS COURTS

August 2018

Henrico

District: 14

		<u>Filings</u>	<u>Hearings</u>	<u>Transactions</u>	<u>Concluded</u>	<u>Cont</u>
<u>Adult</u>						
Non-Family Abuse Prot Order	AP	2	7	7	5	2
Bond Forfeiture	BF	1	2	2	2	-
Capias	CA	54	223	223	60	163
Felony	CF	44	138	138	34	104
Misdemeanor	CM	165	406	406	122	284
Family Abuse - Prot Order	FP	55	121	121	50	71
Motion - Prot Order	MP	19	29	29	17	12
Other	OT	0	1	1	0	1
Show Cause	SC	182	426	426	152	274
SL/Other	SL	3	4	4	4	-
Civil Support	VS	152	304	304	167	137
Adult Total		677	1,661	1,661	613	1,048
<u>Juvenile</u>						
Abuse or Neglect	AN	2	11	11	3	8
Capias	CA	6	14	14	2	12
Child in Need of Services	CS	4	20	20	3	17
Custody Visitation	CV	545	1,084	1,084	552	532
Felony	DF	36	183	183	20	163
Misdemeanor	DM	76	334	334	75	259
Emancipation	EP	1	1	1	1	-
Foster Care Review	FC	7	15	15	8	7
Family Abuse - Prot Order	FP	1	1	1	1	-
Initial Foster Care	IF	6	11	11	8	3
Permanency	PH	4	9	9	5	4
Petition	PT	4	9	9	3	6
Show Cause	SC	18	50	50	19	31
Status	ST	18	49	49	8	41
Traffic	T	49	89	94	57	37
Term Parental Rights	TP	1	3	3	3	-
Truancy	TR	4	13	13	5	8
Voluntary Continuing Services Agreement	VA	1	1	1	1	-
Juvenile Total		783	1,897	1,902	774	1,128
Henrico Totals		1,460	3,558	3,563	1,387	2,176

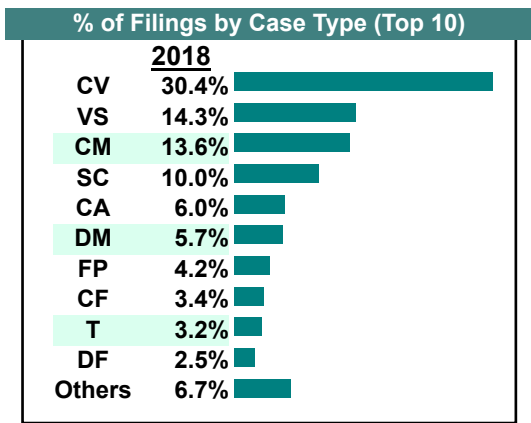
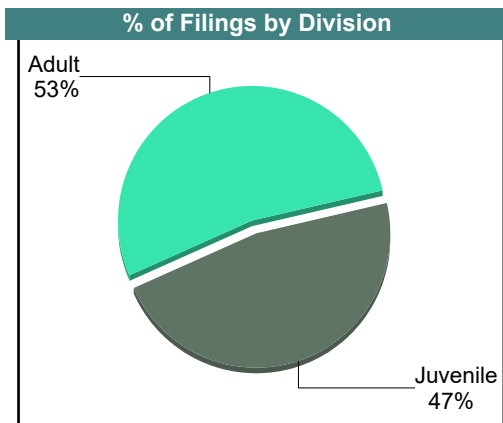



CASELOAD STATISTICS OF THE JUVENILE & DOMESTIC RELATIONS COURTS

July 2018

Henrico
District: 14

		Filings	Hearings	Transactions	Concluded	Cont
Adult						
Non-Family Abuse Prot Order	AP	5	5	5	2	3
Capias	CA	84	283	283	93	190
Felony	CF	50	182	182	63	119
Misdemeanor	CM	199	531	531	156	375
Family Abuse - Prot Order	FP	61	141	141	67	74
Motion - Prot Order	MP	21	30	30	21	9
Violation of PO	PV	4	4	4	4	-
Remand Support	RS	3	4	4	3	1
Show Cause	SC	137	405	405	137	268
SL/Other	SL	4	7	7	3	4
Civil Support	VS	209	331	331	187	144
Adult Total		777	1,923	1,923	736	1,187
Juvenile						
Abuse or Neglect	AN	3	27	27	6	21
Non-Family Abuse Prot Order	AP	1	3	3	2	1
Capias	CA	3	11	11	6	5
Child in Need of Services	CS	9	15	15	2	13
Custody Visitation	CV	445	833	833	416	417
Felony	DF	36	211	211	55	156
Misdemeanor	DM	84	381	381	70	311
Emancipation	EP	1	1	1	1	-
Foster Care Review	FC	8	10	10	6	4
Initial Foster Care	IF	5	8	8	5	3
Motion - Prot Order	MP	0	1	1	1	-
Permanency	PH	9	13	13	13	-
Petition	PT	10	15	15	6	9
Remand Custody	RC	1	1	1	1	-
Remand Visitation	RV	1	1	1	1	-
Show Cause	SC	9	42	42	13	29
Status	ST	11	50	50	10	40
Traffic	T	47	73	77	41	36
Truancy	TR	1	9	9	2	7
Voluntary Continuing Services Agreement	VA	1	1	1	1	-
Juvenile Total		685	1,706	1,710	658	1,052
Henrico Totals		1,462	3,629	3,633	1,394	2,239



CASELOAD STATISTICS OF THE JUVENILE & DOMESTIC RELATIONS COURTS

June 2018

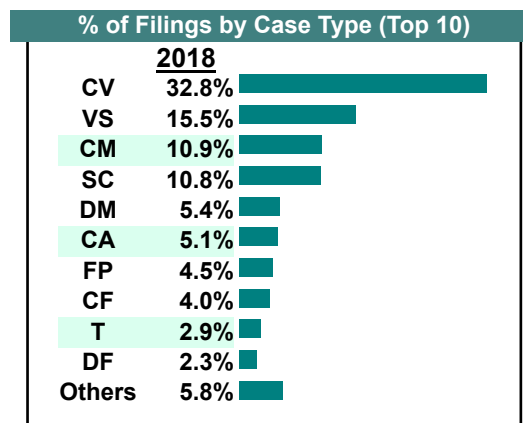
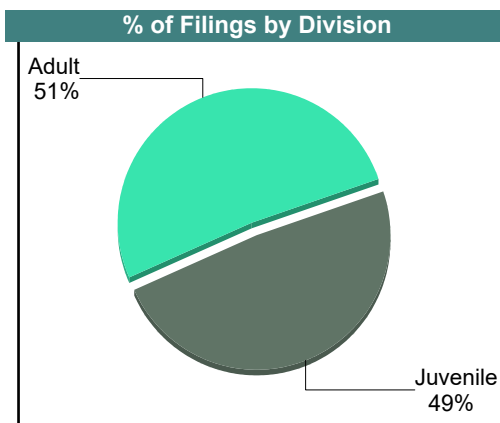

Henrico

District: 14

		Filings	Hearings	Transactions	Concluded	Cont
Adult						
Non-Family Abuse Prot Order	AP	4	7	7	6	1
Capias	CA	66	243	243	73	170
Felony	CF	52	199	199	72	127
Misdemeanor	CM	142	401	401	115	286
Family Abuse - Prot Order	FP	58	113	113	46	67
Motion - Prot Order	MP	17	27	27	18	9
Violation Fam Abuse PO	PS	0	1	1	1	-
Violation of PO	PV	1	1	1	1	-
Remand Support	RS	1	2	2	1	1
Show Cause	SC	122	492	492	180	312
SL/Other	SL	3	5	5	3	2
Civil Support	VS	201	374	374	211	163
Adult Total		667	1,865	1,865	727	1,138

Juvenile						
Abuse or Neglect	AN	5	28	28	15	13
Non-Family Abuse Prot Order	AP	0	4	4	4	-
Capias	CA	0	11	11	7	4
Child in Need of Services	CS	1	8	8	1	7
Custody Visitation	CV	426	951	951	511	440
Felony	DF	30	199	199	45	154
Misdemeanor	DM	70	403	403	98	305
Foster Care Review	FC	7	13	13	11	2
Initial Foster Care	IF	1	6	6	4	2
Motion - Prot Order	MP	1	2	2	0	2
Permanency	PH	9	19	19	13	6
Petition	PT	4	14	14	9	5
Remand Custody	RC	1	1	1	1	-
Remand Visitation	RV	1	1	1	1	-
Show Cause	SC	18	59	59	14	45
Status	ST	15	47	47	12	35
Traffic	T	37	78	80	52	28
Term Parental Rights	TP	4	6	6	4	2
Truancy	TR	0	14	14	10	4
Juvenile Total		630	1,864	1,866	812	1,054

Henrico Totals		1,297	3,729	3,731	1,539	2,192
-----------------------	--	--------------	--------------	--------------	--------------	--------------

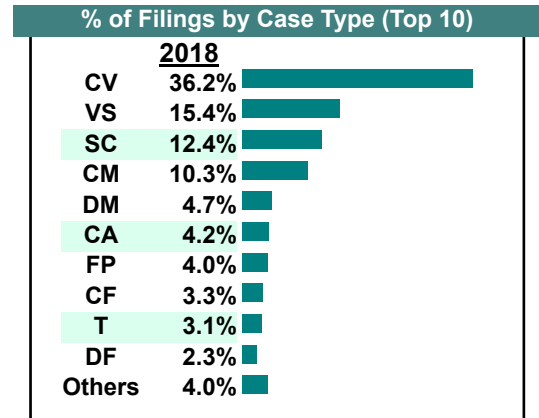
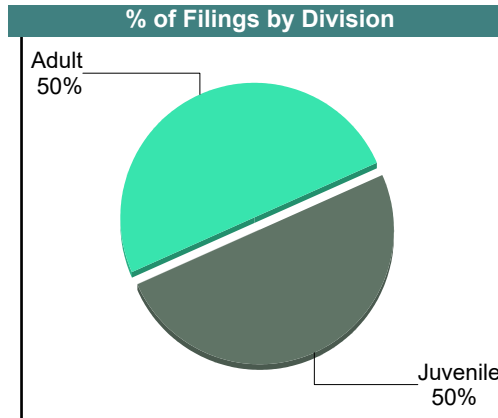
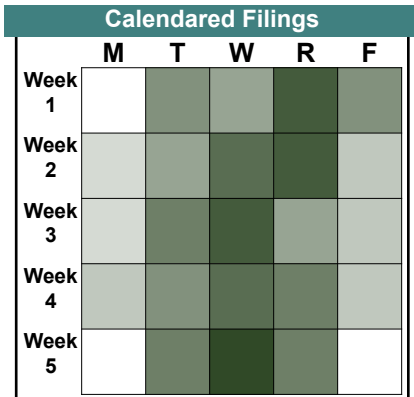


CASELOAD STATISTICS OF THE JUVENILE & DOMESTIC RELATIONS COURTS

May 2018

Henrico
District: 14

		<u>Filings</u>	<u>Hearings</u>	<u>Transactions</u>	<u>Concluded</u>	<u>Cont</u>
<u>Adult</u>						
Non-Family Abuse Prot Order	AP	1	3	3	1	2
Bond Forfeiture	BF	1	1	1	0	1
Capias	CA	59	256	256	82	174
Felony	CF	48	154	154	43	111
Misdemeanor	CM	151	390	391	137	254
Crim Support	CS	0	1	1	1	-
Family Abuse - Prot Order	FP	59	140	140	71	69
Motion - Prot Order	MP	11	21	21	9	12
Other	OT	0	1	1	1	-
Violation Fam Abuse PO	PS	0	1	1	1	-
Violation of PO	PV	2	2	2	2	-
Show Cause	SC	170	501	501	169	332
SL/Other	SL	4	4	4	1	3
Civil Support	VS	225	395	395	200	195
Adult Total		731	1,870	1,871	718	1,153
<u>Juvenile</u>						
Abuse or Neglect	AN	3	27	27	1	26
Capias	CA	2	11	11	3	8
Child in Need of Services	CS	4	22	22	7	15
Custody Visitation	CV	529	957	957	445	512
Felony	DF	33	182	182	48	134
Misdemeanor	DM	69	378	378	84	294
Emancipation	EP	1	1	1	1	-
Foster Care Review	FC	3	12	12	8	4
Initial Foster Care	IF	3	5	5	3	2
Permanency	PH	3	7	7	3	4
Petition	PT	5	9	9	7	2
Remand Custody	RC	1	1	1	1	-
Remand Visitation	RV	1	1	1	1	-
Show Cause	SC	12	63	63	23	40
Status	ST	16	63	63	10	53
Traffic	T	46	68	69	32	37
Term Parental Rights	TP	0	6	6	6	-
Truancy	TR	0	27	27	11	16
Juvenile Total		731	1,840	1,841	694	1,147
Henrico Totals		1,462	3,710	3,712	1,412	2,300

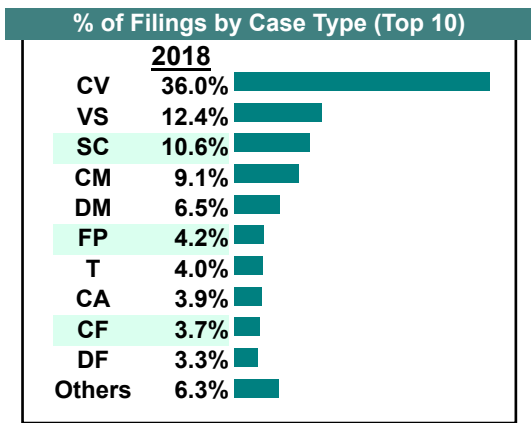
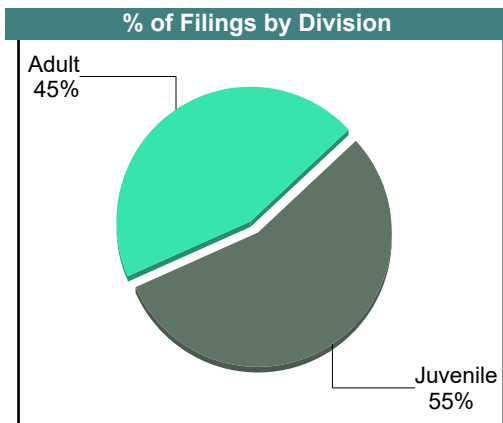



CASELOAD STATISTICS OF THE JUVENILE & DOMESTIC RELATIONS COURTS

April 2018

Henrico
District: 14

		<u>Filings</u>	<u>Hearings</u>	<u>Transactions</u>	<u>Concluded</u>	<u>Cont</u>
<u>Adult</u>						
Non-Family Abuse Prot Order	AP	1	3	3	1	2
Capias	CA	49	214	214	61	153
Felony	CF	50	191	191	61	130
Misdemeanor	CM	123	395	395	180	215
Family Abuse - Prot Order	FP	57	119	119	47	72
Motion - Prot Order	MP	12	15	15	7	8
Other	OT	0	6	6	5	1
Remand Support	RS	4	4	4	4	-
Show Cause	SC	136	433	433	147	286
SL/Other	SL	5	7	7	6	1
Civil Support	VS	168	270	270	159	110
Adult Total		605	1,657	1,657	678	978
<u>Juvenile</u>						
Abuse or Neglect	AN	6	21	21	1	20
Non-Family Abuse Prot Order	AP	1	6	6	4	2
Capias	CA	4	22	22	10	12
Child in Need of Services	CS	0	8	8	2	6
Custody Visitation	CV	489	872	872	473	398
Felony	DF	45	267	267	58	209
Misdemeanor	DM	88	438	438	119	319
Foster Care Review	FC	10	11	11	1	10
Family Abuse - Prot Order	FP	0	1	1	1	-
Initial Foster Care	IF	3	3	3	2	1
Permanency	PH	4	5	5	4	1
Petition	PT	7	15	15	5	10
Remand Custody	RC	4	4	4	4	-
Remand Visitation	RV	2	2	2	2	-
Show Cause	SC	8	37	37	10	27
Status	ST	20	65	65	12	53
Traffic	T	54	89	96	61	35
Term Parental Rights	TP	6	7	7	5	2
Truancy	TR	0	14	14	0	14
Voluntary Continuing Services Agreement	VA	1	1	1	1	-
Juvenile Total		752	1,888	1,895	775	1,119
Henrico Totals		1,357	3,545	3,552	1,453	2,097



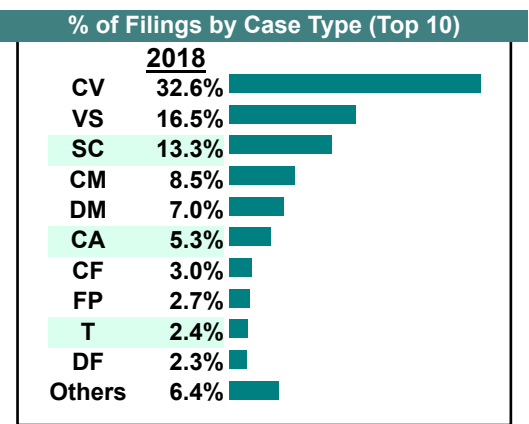
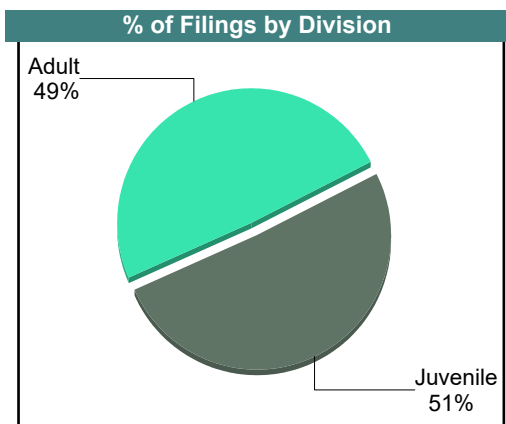

CASELOAD STATISTICS OF THE JUVENILE & DOMESTIC RELATIONS COURTS

March 2018

Henrico

District: 14

		<u>Filings</u>	<u>Hearings</u>	<u>Transactions</u>	<u>Concluded</u>	<u>Cont</u>
<u>Adult</u>						
Non-Family Abuse Prot Order	AP	1	1	1	0	1
Bond Forfeiture	BF	2	5	5	4	1
Capias	CA	74	287	287	115	172
Felony	CF	44	185	185	59	126
Misdemeanor	CM	126	471	471	203	267
Family Abuse - Prot Order	FP	40	115	115	64	51
Motion - Prot Order	MP	9	20	20	16	4
Other	OT	0	2	2	0	2
Violation Fam Abuse PO	PS	1	1	1	0	1
Violation of PO	PV	1	1	1	1	-
Remand Support	RS	8	9	9	8	1
Show Cause	SC	173	518	518	196	322
SL/Other	SL	5	7	7	5	2
Civil Support	VS	243	394	394	209	185
Adult Total		727	2,016	2,016	880	1,135
<u>Juvenile</u>						
Abuse or Neglect	AN	3	24	24	3	21
Non-Family Abuse Prot Order	AP	3	7	7	2	5
Capias	CA	5	19	19	3	16
Child in Need of Services	CS	1	16	16	4	12
Custody Visitation	CV	482	919	919	469	450
Felony	DF	34	232	232	35	197
Misdemeanor	DM	104	527	528	96	432
Entrustment	ET	0	1	1	1	-
Foster Care Review	FC	6	16	16	12	4
Family Abuse - Prot Order	FP	0	2	2	1	1
Initial Foster Care	IF	4	7	7	3	4
Permanency	PH	10	14	14	8	6
Petition	PT	6	16	16	9	7
Remand Custody	RC	4	4	4	4	-
Remand Visitation	RV	4	4	4	4	-
Show Cause	SC	23	89	89	26	63
Status	ST	18	63	63	10	53
Traffic	T	35	62	68	39	29
Term Parental Rights	TP	7	9	9	4	5
Truancy	TR	1	33	33	4	29
Juvenile Total		750	2,064	2,071	737	1,334
Henrico Totals		1,477	4,080	4,087	1,617	2,469



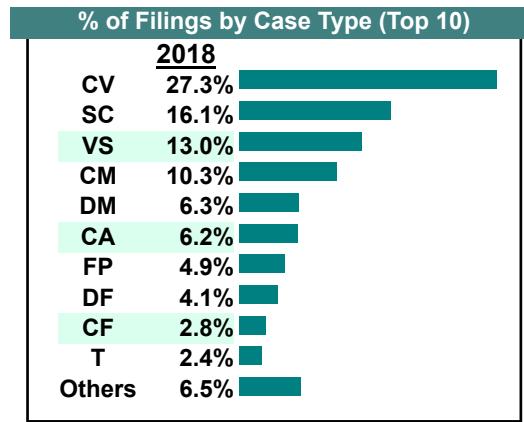
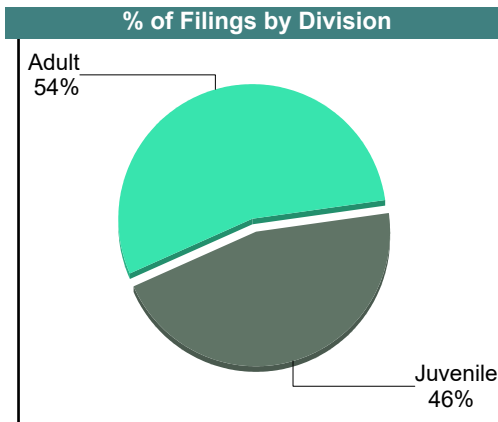

CASELOAD STATISTICS OF THE JUVENILE & DOMESTIC RELATIONS COURTS

February 2018

Henrico

District: 14

		<u>Filings</u>	<u>Hearings</u>	<u>Transactions</u>	<u>Concluded</u>	<u>Cont</u>
<u>Adult</u>						
Non-Family Abuse Prot Order	AP	1	4	4	2	2
Bond Forfeiture	BF	2	3	3	1	2
Capias	CA	86	326	326	117	209
Felony	CF	41	166	166	37	129
Misdemeanor	CM	149	404	404	135	269
Crim Support	CS	0	1	1	0	1
Family Abuse - Prot Order	FP	68	132	132	45	87
Motion - Prot Order	MP	14	24	24	8	16
Other	OT	4	4	4	0	4
Remand Support	RS	7	7	7	6	1
Show Cause	SC	218	603	603	194	405
SL/Other	SL	7	11	11	10	1
Civil Support	VS	188	349	349	190	155
Adult Total		785	2,034	2,034	745	1,281
<u>Juvenile</u>						
Abuse or Neglect	AN	1	18	18	2	16
Non-Family Abuse Prot Order	AP	3	5	5	2	3
Capias	CA	3	26	26	7	19
Custody Relief	CR	0	1	1	1	-
Child in Need of Services	CS	0	9	9	2	7
Custody Visitation	CV	394	768	768	383	381
Felony	DF	59	239	239	52	187
Misdemeanor	DM	91	375	375	72	303
Foster Care Review	FC	6	8	8	3	5
Family Abuse - Prot Order	FP	2	3	3	0	3
Initial Foster Care	IF	0	2	2	1	1
Permanency	PH	8	17	17	8	9
Petition	PT	6	9	9	4	5
Remand Custody	RC	9	9	9	9	-
Remand Visitation	RV	6	6	6	5	-
Show Cause	SC	14	62	62	15	47
Status	ST	18	39	39	4	35
Traffic	T	35	59	66	37	29
Term Parental Rights	TP	2	8	8	6	2
Truancy	TR	0	28	28	9	19
Juvenile Total		657	1,691	1,698	622	1,071
Henrico Totals		1,442	3,725	3,732	1,367	2,352



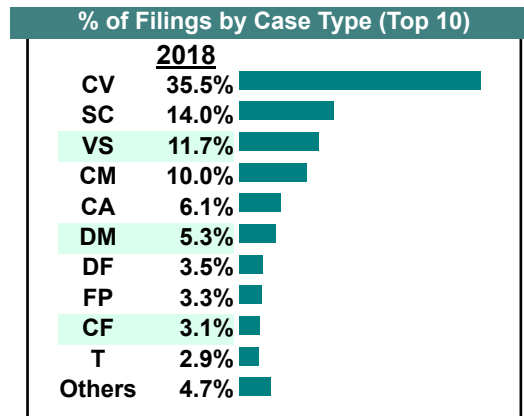
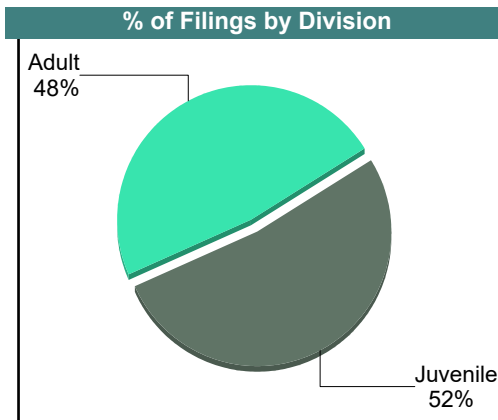

CASELOAD STATISTICS OF THE JUVENILE & DOMESTIC RELATIONS COURTS

January 2018

Henrico

District: 14

		<u>Filings</u>	<u>Hearings</u>	<u>Transactions</u>	<u>Concluded</u>	<u>Cont</u>
Adult						
Non-Family Abuse Prot Order	AP	1	3	3	1	2
Bond Forfeiture	BF	1	2	2	0	2
Capias	CA	90	326	326	89	237
Felony	CF	48	194	194	51	143
Misdemeanor	CM	156	461	461	154	307
Family Abuse - Prot Order	FP	51	115	115	37	78
Motion - Prot Order	MP	3	9	9	6	3
Other	OT	1	5	5	2	3
Remand Support	RS	7	7	7	7	-
Show Cause	SC	204	639	639	227	412
SL/Other	SL	2	2	2	2	-
Civil Support	VS	183	362	362	204	155
Adult Total		747	2,125	2,125	780	1,342
Juvenile						
Abuse or Neglect	AN	4	34	34	6	28
Non-Family Abuse Prot Order	AP	0	4	4	1	3
Capias	CA	6	28	28	8	20
Child in Need of Services	CS	0	13	13	3	10
Custody Visitation	CV	554	1,112	1,112	618	494
Felony	DF	55	226	226	32	194
Misdemeanor	DM	83	419	420	103	317
Foster Care Review	FC	10	14	14	6	8
Initial Foster Care	IF	5	8	8	0	8
Permanency	PH	7	13	13	6	7
Petition	PT	9	21	21	13	8
Remand Custody	RC	3	3	3	3	-
Child at Risk	RI	0	4	4	4	-
Remand Visitation	RV	2	2	2	2	-
Show Cause	SC	14	80	80	15	65
Status	ST	13	41	41	10	31
Traffic	T	45	88	93	55	38
Term Parental Rights	TP	2	5	5	3	2
Truancy	TR	1	33	33	13	20
Voluntary Continuing Services Agreement	VA	2	2	2	2	-
Juvenile Total		815	2,150	2,156	903	1,253
Henrico Totals		1,562	4,275	4,281	1,683	2,595



Filings by Court & Division

		<u>Henrico</u>		
A	Civil Support	2,185	13.0%	
	Show Cause	1,952	11.6%	
	Adult Misdemeanor	1,771	10.5%	
	Capias	841	5.0%	
	Family Abuse - Prot Order	669	4.0%	
	Adult Felony	569	3.4%	
	Motion - Prot Order	170	1.0%	
	SL/Other	45	0.3%	
	Remand Support	39	0.2%	
	Non-Family Abuse Prot Order	23	0.1%	
	Violation of PO	13	0.1%	
	Bond Forfeiture	7	0.0%	
	Other	5	0.0%	
	Violation Fam Abuse PO	1	0.0%	
	Criminal Support	-	0.0%	
Total		8,290	49%	
J	Custody Visitation	5,683	33.8%	
	Delinquency	1,417	8.4%	
	Traffic	527	3.1%	
	Show Cause	169	1.0%	
	Status Offense/Other	165	1.0%	
	Paternity	94	0.6%	
	Foster Care Review	85	0.5%	
	Permanency	70	0.4%	
	Capias	49	0.3%	
	Abuse or Neglect	46	0.3%	
	Initial Foster Care	45	0.3%	
	Remand Custody	33	0.2%	
	Child in Need of Services	32	0.2%	
	Remand Visitation	27	0.2%	
	Term Parental Rights	26	0.2%	
	Non-Family Abuse Prot Order	13	0.1%	
	Truancy	12	0.1%	
	Voluntary Continuing Services Agre	9	0.1%	
	Custody Relief	4	0.0%	
	Emancipation	4	0.0%	
	Family Abuse - Prot Order	4	0.0%	
	Motion - Prot Order	4	0.0%	
	Child at Risk	-	0.0%	
	Entrustment	-	0.0%	
	Total		8,518	51%
	Total		16,808	100%

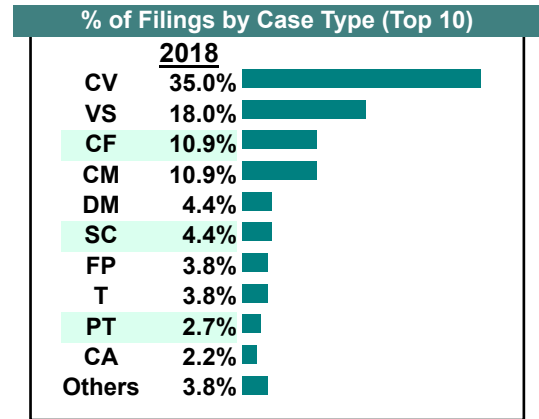
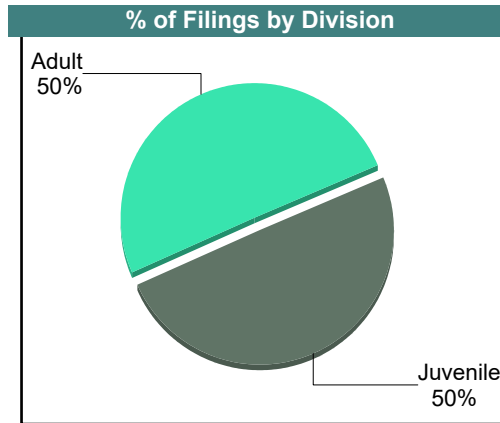
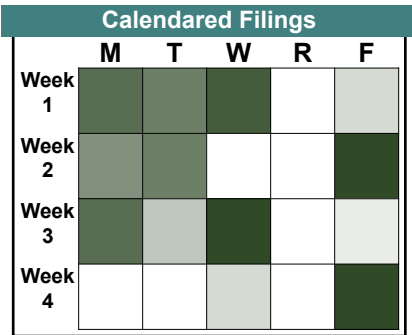
CASELOAD STATISTICS OF THE JUVENILE & DOMESTIC RELATIONS COURTS

December 2018

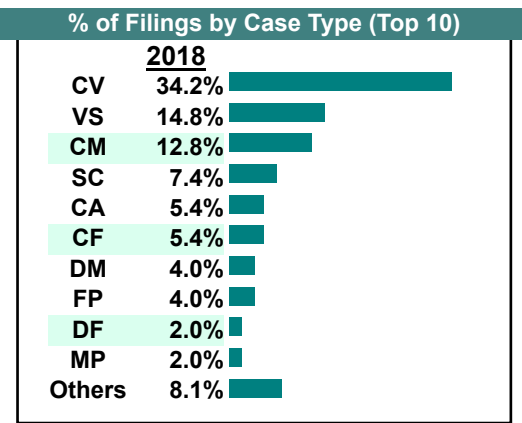
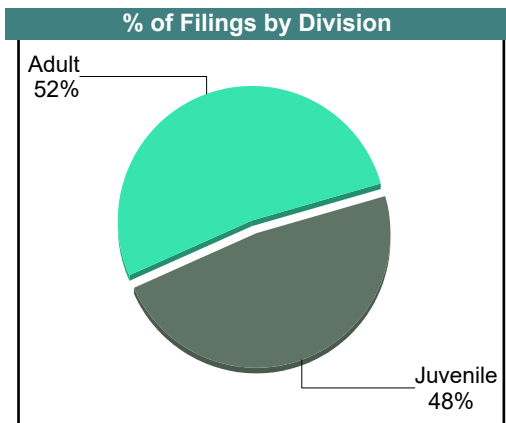

Caroline

District: 15

		<u>Filings</u>	<u>Hearings</u>	<u>Transactions</u>	<u>Concluded</u>	<u>Cont</u>
Adult						
Non-Family Abuse Prot Order	AP	0	1	1	0	1
Capias	CA	4	20	20	8	12
Felony	CF	20	45	45	8	37
Misdemeanor	CM	20	52	52	15	37
Family Abuse - Prot Order	FP	7	16	16	8	8
Motion - Prot Order	MP	0	1	1	0	1
Show Cause	SC	8	34	34	15	19
Civil Support	VS	33	52	52	25	27
Adult Total		92	221	221	79	142
Juvenile						
Child in Need of Services	CS	1	7	7	0	7
Custody Visitation	CV	64	157	157	69	88
Felony	DF	4	28	28	15	13
Misdemeanor	DM	8	40	40	11	29
Family Abuse - Prot Order	FP	0	2	2	0	2
Petition	PT	5	7	7	2	5
Show Cause	SC	0	4	4	0	4
Status	ST	1	3	3	0	3
Traffic	T	7	15	16	12	4
Truancy	TR	0	4	4	0	4
Voluntary Continuing Services Agreement	VA	1	1	1	1	-
Juvenile Total		91	268	269	110	159
Caroline Totals		183	489	490	189	301



		Filings	Hearings	Transactions	Concluded	Cont
Adult						
Non-Family Abuse Prot Order	AP	2	3	3	1	2
Capias	CA	8	33	33	11	22
Felony	CF	8	35	35	15	20
Misdemeanor	CM	19	55	55	25	30
Family Abuse - Prot Order	FP	5	18	18	8	10
Motion - Prot Order	MP	3	3	3	2	1
Show Cause	SC	10	46	46	22	24
SL/Other	SL	1	5	5	3	2
Civil Support	VS	22	47	47	34	13
Adult Total		78	245	245	121	124
Juvenile						
Abuse or Neglect	AN	0	2	2	1	1
Non-Family Abuse Prot Order	AP	0	2	2	2	-
Child in Need of Services	CS	0	5	5	0	5
Custody Visitation	CV	51	129	129	53	76
Felony	DF	3	13	13	1	12
Misdemeanor	DM	6	25	25	10	15
Foster Care Review	FC	1	1	1	1	-
Family Abuse - Prot Order	FP	1	1	1	1	-
Initial Foster Care	IF	1	1	1	1	-
Petition	PT	2	2	2	0	2
Child at Risk	RI	0	3	3	1	2
Show Cause	SC	1	2	2	1	1
Status	ST	0	1	1	1	-
Traffic	T	2	12	12	10	2
Truancy	TR	2	2	2	0	2
Voluntary Continuing Services Agreement	VA	1	1	1	1	-
Juvenile Total		71	202	202	84	118
Caroline Totals		149	447	447	205	242



CASELOAD STATISTICS OF THE JUVENILE & DOMESTIC RELATIONS COURTS

October 2018

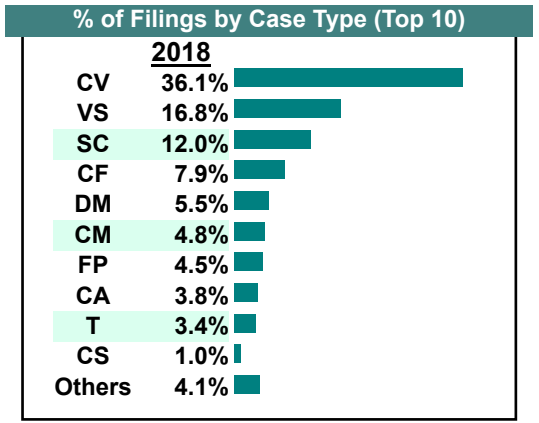
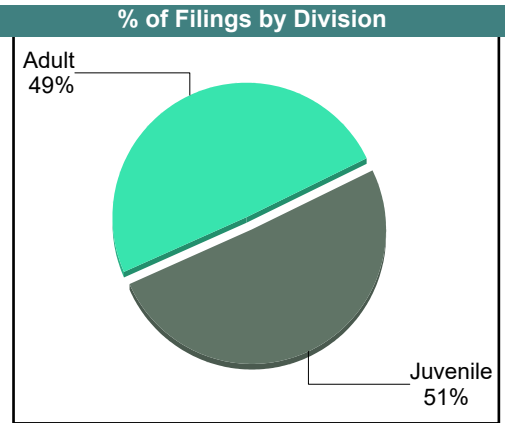

Caroline

District: 15

		Filings	Hearings	Transactions	Concluded	Cont
Adult						
Non-Family Abuse Prot Order	AP	1	2	2	1	1
Capias	CA	11	17	17	8	9
Felony	CF	23	64	64	21	43
Misdemeanor	CM	14	75	75	36	39
Family Abuse - Prot Order	FP	9	19	19	6	13
Motion - Prot Order	MP	0	2	2	1	1
Violation Fam Abuse PO	PS	0	2	2	1	1
Show Cause	SC	35	56	56	25	31
SL/Other	SL	2	4	4	0	4
Civil Support	VS	49	68	68	47	21
Adult Total		144	309	309	146	163

Juvenile						
Abuse or Neglect	AN	1	2	2	0	2
Non-Family Abuse Prot Order	AP	1	2	2	0	2
Capias	CA	0	2	2	1	1
Child in Need of Services	CS	3	5	5	2	3
Custody Visitation	CV	105	181	181	104	77
Felony	DF	2	17	17	5	12
Misdemeanor	DM	16	28	28	4	24
Family Abuse - Prot Order	FP	4	4	4	4	-
Permanency	PH	1	1	1	1	-
Petition	PT	3	4	4	3	1
Child at Risk	RI	1	2	2	0	2
Show Cause	SC	0	1	1	0	1
Traffic	T	10	17	17	11	6
Truancy	TR	0	3	3	0	3
Juvenile Total		147	269	269	135	134

Caroline Totals		291	578	578	281	297
------------------------	--	------------	------------	------------	------------	------------



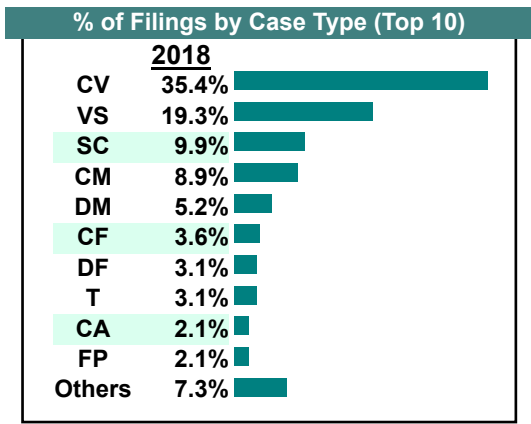
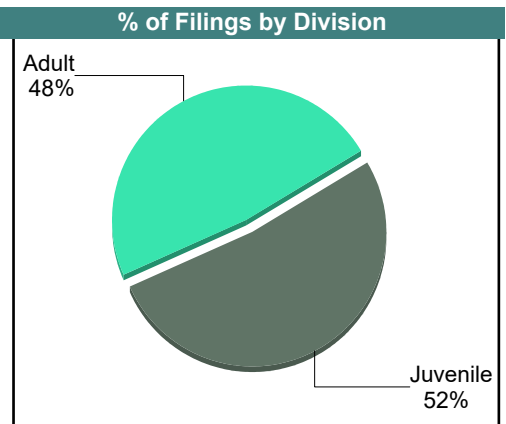

CASELOAD STATISTICS OF THE JUVENILE & DOMESTIC RELATIONS COURTS

September 2018

Caroline

District: 15

		<u>Filings</u>	<u>Hearings</u>	<u>Transactions</u>	<u>Concluded</u>	<u>Cont</u>
<u>Adult</u>						
Non-Family Abuse Prot Order	AP	1	2	2	1	1
Capias	CA	3	12	12	6	6
Felony	CF	7	17	17	5	12
Misdemeanor	CM	17	48	48	16	32
Family Abuse - Prot Order	FP	4	19	19	9	10
Motion - Prot Order	MP	3	3	3	2	1
Violation Fam Abuse PO	PS	1	1	1	0	1
Show Cause	SC	18	45	45	17	28
SL/Other	SL	1	3	3	1	2
Civil Support	VS	37	57	57	23	34
Adult Total		92	207	207	80	127
<u>Juvenile</u>						
Non-Family Abuse Prot Order	AP	1	1	1	0	1
Capias	CA	1	1	1	0	1
Child in Need of Services	CS	2	2	2	0	2
Custody Visitation	CV	68	127	127	53	74
Felony	DF	6	8	8	1	7
Misdemeanor	DM	10	20	20	9	11
Petition	PT	2	4	4	4	-
Child at Risk	RI	1	2	2	0	2
Show Cause	SC	1	3	3	2	1
Status	ST	0	1	1	0	1
Traffic	T	6	10	11	7	4
Truancy	TR	2	3	3	0	3
Juvenile Total		100	182	183	76	107
Caroline Totals		192	389	390	156	234



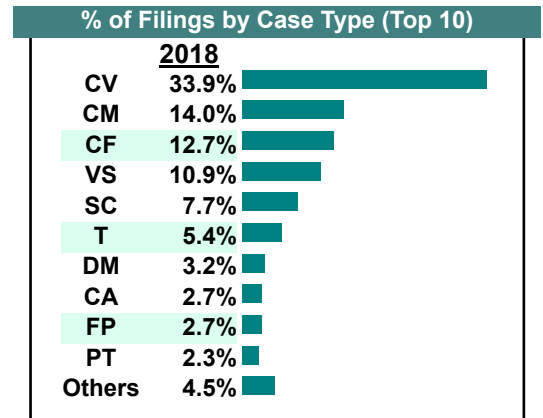
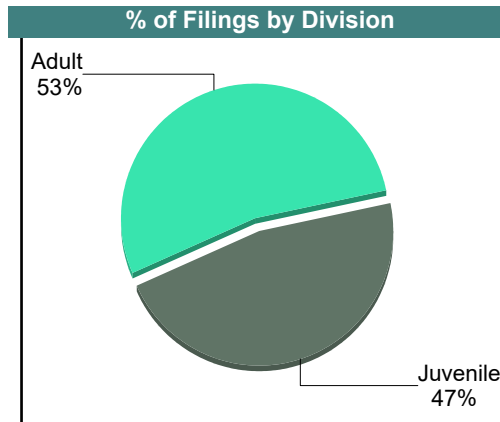

CASELOAD STATISTICS OF THE JUVENILE & DOMESTIC RELATIONS COURTS

August 2018

Caroline

District: 15

		<u>Filings</u>	<u>Hearings</u>	<u>Transactions</u>	<u>Concluded</u>	<u>Cont</u>
<u>Adult</u>						
Capias	CA	6	15	15	5	10
Felony	CF	28	45	45	11	34
Misdemeanor	CM	31	69	69	20	49
Family Abuse - Prot Order	FP	6	13	13	3	10
Motion - Prot Order	MP	3	5	5	4	1
Show Cause	SC	17	42	42	17	25
SL/Other	SL	3	3	3	1	2
Civil Support	VS	24	53	53	32	21
Adult Total		118	245	245	93	152
<u>Juvenile</u>						
Capias	CA	0	1	1	1	-
Child in Need of Services	CS	0	2	2	1	1
Custody Visitation	CV	75	195	195	99	96
Felony	DF	4	14	14	1	13
Misdemeanor	DM	7	19	20	7	13
Family Abuse - Prot Order	FP	0	2	2	0	2
Petition	PT	5	14	14	10	4
Show Cause	SC	0	2	2	0	2
Traffic	T	12	20	24	13	11
Juvenile Total		103	269	274	132	142
Caroline Totals		221	514	519	225	294



CASELOAD STATISTICS OF THE JUVENILE & DOMESTIC RELATIONS COURTS

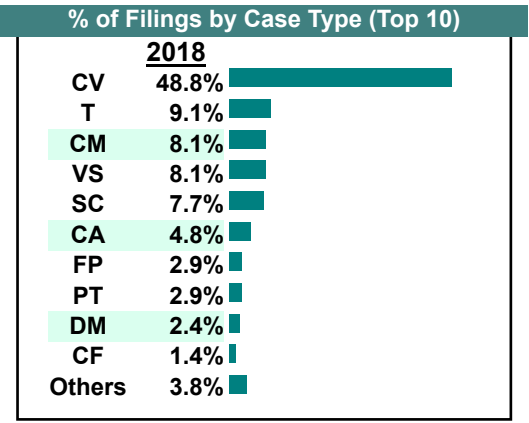
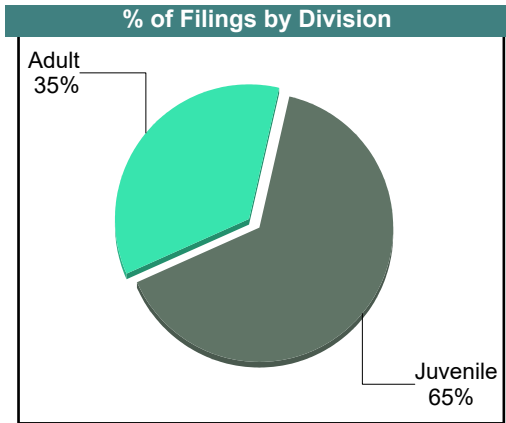
July 2018

Caroline

District: 15

		<u>Filings</u>	<u>Hearings</u>	<u>Transactions</u>	<u>Concluded</u>	<u>Cont</u>
<u>Adult</u>						
Capias	CA	10	22	22	14	8
Felony	CF	3	22	22	8	14
Misdemeanor	CM	17	81	81	34	47
Family Abuse - Prot Order	FP	6	18	18	9	9
Motion - Prot Order	MP	2	3	3	2	1
Violation of PO	PV	1	1	1	1	-
Remand Support	RS	2	2	2	2	-
Show Cause	SC	16	27	27	11	16
Civil Support	VS	17	27	27	18	9
Adult Total		74	203	203	99	104
<u>Juvenile</u>						
Capias	CA	0	1	1	0	1
Child in Need of Services	CS	0	2	2	0	2
Custody Visitation	CV	102	169	169	70	99
Felony	DF	2	11	11	4	7
Misdemeanor	DM	5	13	13	5	8
Initial Foster Care	IF	1	1	1	1	-
Petition	PT	6	6	6	4	2
Show Cause	SC	0	2	2	1	1
Traffic	T	19	18	20	7	13
Juvenile Total		135	223	225	92	133
Caroline Totals		209	426	428	191	237

Calendared Filings					
	M	T	W	R	F
Week 1	█	█	█	█	█
Week 2	█	█	█	█	█
Week 3	█	█	█	█	█
Week 4	█	█	█	█	█
Week 5	█	█	█	█	█



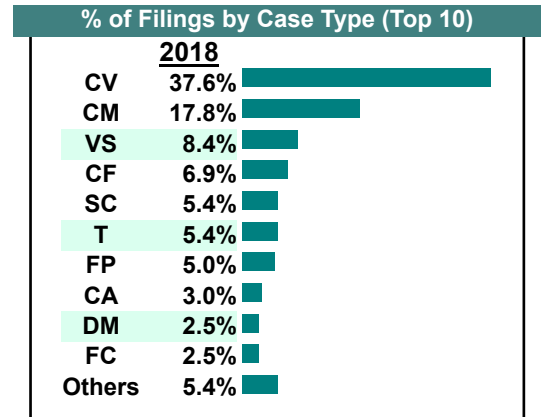
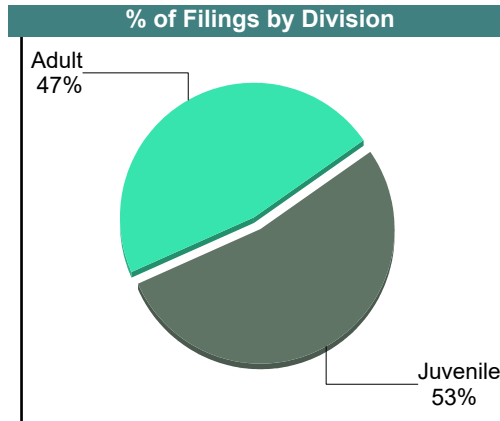
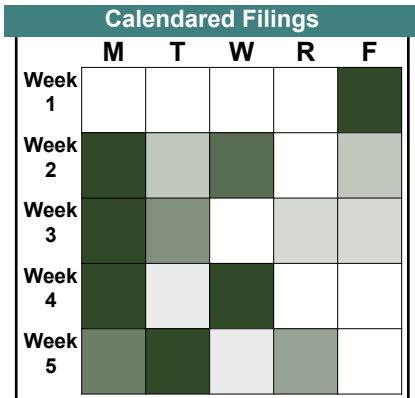
CASELOAD STATISTICS OF THE JUVENILE & DOMESTIC RELATIONS COURTS

June 2018

Caroline

District: 15

		<u>Filings</u>	<u>Hearings</u>	<u>Transactions</u>	<u>Concluded</u>	<u>Cont</u>
<u>Adult</u>						
Capias	CA	6	24	24	5	19
Felony	CF	14	26	26	10	16
Misdemeanor	CM	36	77	77	26	51
Family Abuse - Prot Order	FP	8	25	25	12	13
Motion - Prot Order	MP	4	5	5	5	-
Show Cause	SC	10	40	40	15	25
Civil Support	VS	17	43	43	22	21
Adult Total		95	240	240	95	145
<u>Juvenile</u>						
Capias	CA	0	1	1	0	1
Child in Need of Services	CS	1	7	7	2	5
Custody Visitation	CV	76	141	141	49	92
Felony	DF	3	10	10	0	10
Misdemeanor	DM	5	21	21	8	13
Foster Care Review	FC	5	5	5	5	-
Family Abuse - Prot Order	FP	2	5	5	1	4
Petition	PT	3	4	4	3	1
Show Cause	SC	1	6	6	2	4
Traffic	T	11	12	14	9	5
Truancy	TR	0	1	1	0	1
Juvenile Total		107	213	215	79	136
Caroline Totals		202	453	455	174	281



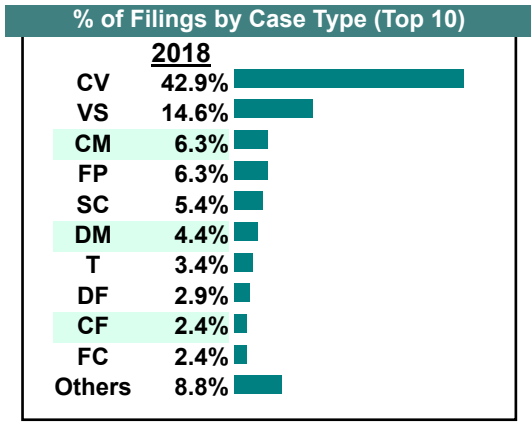
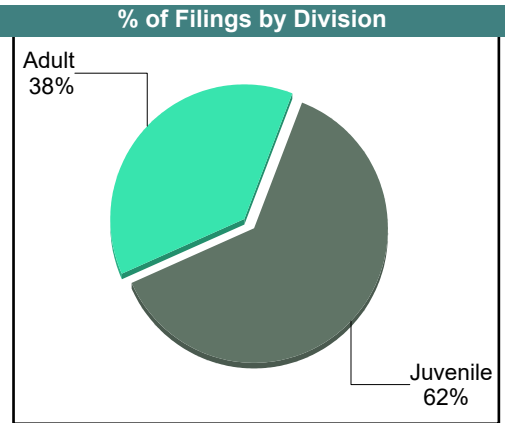

CASELOAD STATISTICS OF THE JUVENILE & DOMESTIC RELATIONS COURTS

May 2018

Caroline

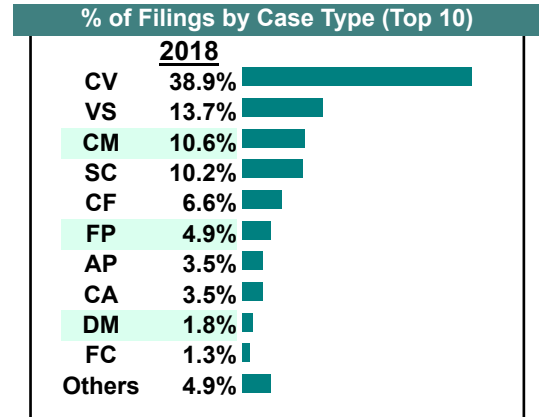
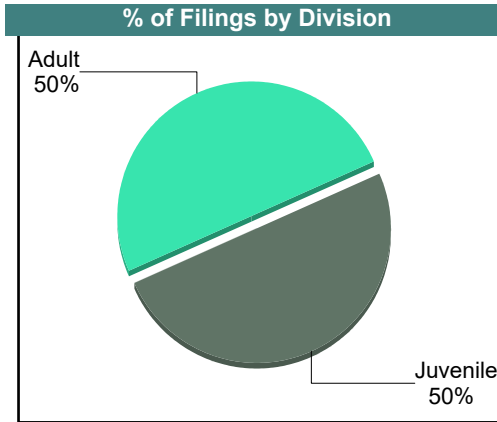

District: 15

		Filings	Hearings	Transactions	Concluded	Cont
Adult						
Capias	CA	4	21	21	9	12
Felony	CF	5	36	36	18	18
Misdemeanor	CM	13	68	68	28	40
Family Abuse - Prot Order	FP	12	26	26	9	17
Motion - Prot Order	MP	2	3	3	2	1
Violation Fam Abuse PO	PS	1	1	1	1	-
Show Cause	SC	10	45	45	20	25
Civil Support	VS	30	49	49	27	22
Adult Total		77	249	249	114	135
Juvenile						
Non-Family Abuse Prot Order	AP	0	8	8	4	4
Capias	CA	0	2	2	1	1
Child in Need of Services	CS	2	5	5	1	4
Custody Visitation	CV	88	166	166	82	84
Felony	DF	6	21	21	0	21
Misdemeanor	DM	9	24	24	8	16
Foster Care Review	FC	5	5	5	5	-
Family Abuse - Prot Order	FP	1	1	1	0	1
Permanency	PH	4	6	6	6	-
Petition	PT	1	4	4	0	4
Show Cause	SC	1	4	4	1	3
Status	ST	0	2	2	1	1
Traffic	T	7	13	15	12	3
Term Parental Rights	TP	4	4	4	4	-
Truancy	TR	0	2	2	0	2
Juvenile Total		128	267	269	125	144
Caroline Totals		205	516	518	239	279



April 2018

		<u>Filings</u>	<u>Hearings</u>	<u>Transactions</u>	<u>Concluded</u>	<u>Cont</u>
Adult						
Non-Family Abuse Prot Order	AP	0	1	1	1	-
Capias	CA	8	18	18	3	15
Felony	CF	15	34	34	16	18
Misdemeanor	CM	24	47	47	8	39
Family Abuse - Prot Order	FP	11	23	23	5	18
Motion - Prot Order	MP	2	2	2	1	1
Show Cause	SC	22	54	54	23	31
Civil Support	VS	31	56	56	29	27
Adult Total		113	235	235	86	149
Juvenile						
Non-Family Abuse Prot Order	AP	8	8	8	4	4
Capias	CA	0	3	3	0	3
Child in Need of Services	CS	1	2	2	0	2
Custody Visitation	CV	88	150	150	59	91
Felony	DF	0	2	2	1	1
Misdemeanor	DM	4	13	13	1	12
Foster Care Review	FC	3	3	3	3	-
Permanency	PH	3	3	3	1	2
Petition	PT	2	7	7	5	2
Show Cause	SC	1	3	3	0	3
Status	ST	1	1	1	1	-
Traffic	T	2	4	4	1	3
Truancy	TR	0	2	2	0	2
Juvenile Total		113	201	201	76	125
Caroline Totals		226	436	436	162	274



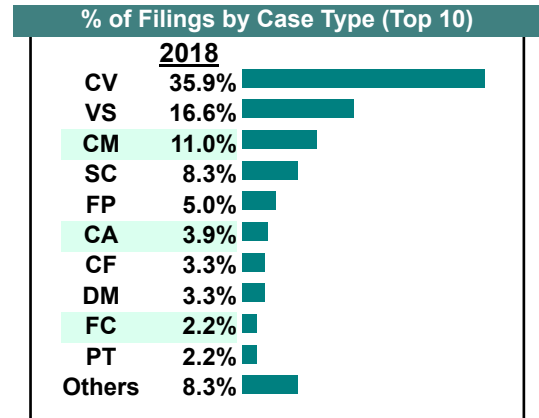
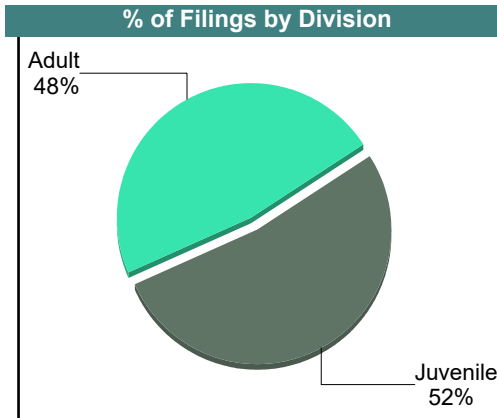
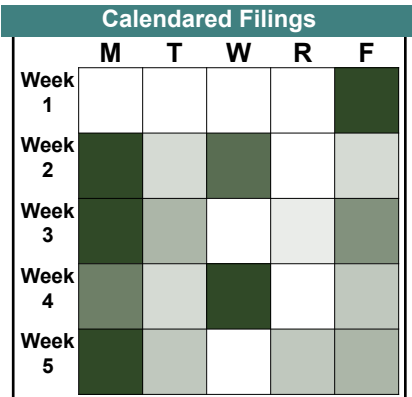
CASELOAD STATISTICS OF THE JUVENILE & DOMESTIC RELATIONS COURTS

Caroline

District: 15

March 2018

		<u>Filings</u>	<u>Hearings</u>	<u>Transactions</u>	<u>Concluded</u>	<u>Cont</u>
Adult						
Non-Family Abuse Prot Order	AP	0	1	1	0	1
Capias	CA	5	26	26	14	12
Felony	CF	6	32	32	8	24
Misdemeanor	CM	20	65	65	26	39
Family Abuse - Prot Order	FP	9	29	29	9	20
Motion - Prot Order	MP	2	4	4	4	-
Show Cause	SC	14	59	59	28	31
Civil Support	VS	30	51	51	28	23
Adult Total		86	267	267	117	150
Juvenile						
Capias	CA	2	2	2	0	2
Child in Need of Services	CS	1	3	3	1	2
Custody Visitation	CV	65	139	139	77	62
Felony	DF	0	5	5	3	2
Misdemeanor	DM	6	15	15	3	12
Foster Care Review	FC	4	4	4	3	1
Initial Foster Care	IF	1	1	1	1	-
Petition	PT	4	4	4	2	2
Remand Custody	RC	2	2	2	2	-
Remand Visitation	RV	2	2	2	2	-
Show Cause	SC	1	2	2	0	2
Status	ST	0	3	3	2	1
Traffic	T	4	14	15	7	8
Truancy	TR	2	2	2	0	2
Voluntary Continuing Services Agreement	VA	1	1	1	1	-
Juvenile Total		95	199	200	104	96
Caroline Totals		181	466	467	221	246



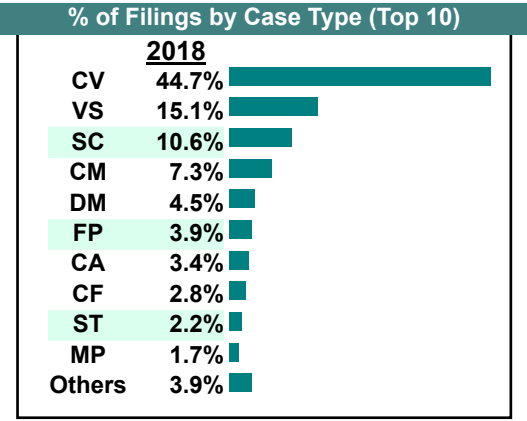
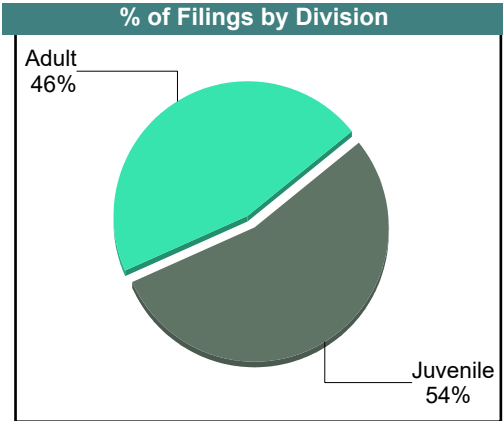

CASELOAD STATISTICS OF THE JUVENILE & DOMESTIC RELATIONS COURTS

February 2018

Caroline

District: 15

		<u>Filings</u>	<u>Hearings</u>	<u>Transactions</u>	<u>Concluded</u>	<u>Cont</u>
Adult						
Non-Family Abuse Prot Order	AP	1	2	2	1	1
Capias	CA	6	25	25	12	13
Felony	CF	5	44	44	20	24
Misdemeanor	CM	13	57	57	34	23
Crim Support	CS	0	1	1	1	-
Family Abuse - Prot Order	FP	7	23	23	11	12
Motion - Prot Order	MP	3	4	4	1	3
Protective Order	PC	0	2	2	2	-
Violation of PO	PV	1	1	1	1	-
Show Cause	SC	19	50	50	21	29
Civil Support	VS	27	60	60	44	16
Adult Total		82	269	269	148	121
Juvenile						
Child in Need of Services	CS	0	5	5	2	3
Custody Visitation	CV	80	126	126	79	47
Felony	DF	1	5	5	3	2
Misdemeanor	DM	8	10	10	2	8
Foster Care Review	FC	0	1	1	1	-
Petition	PT	2	3	3	2	1
Status	ST	4	4	4	2	2
Traffic	T	2	8	8	5	3
Truancy	TR	0	2	2	1	1
Juvenile Total		97	164	164	97	67
Caroline Totals		179	433	433	245	188



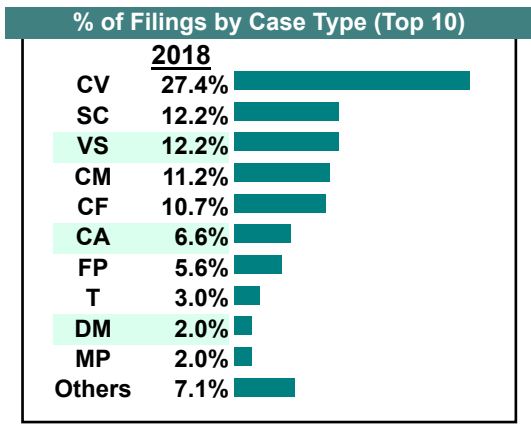
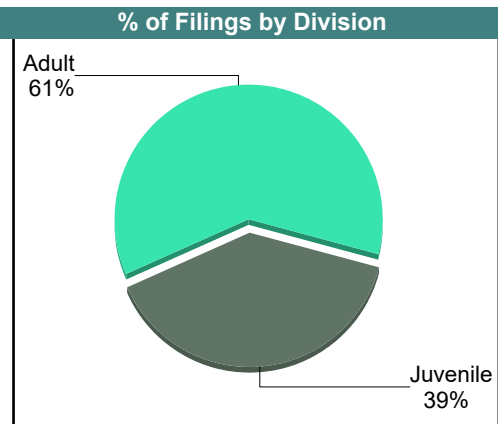

CASELOAD STATISTICS OF THE JUVENILE & DOMESTIC RELATIONS COURTS

January 2018

Caroline

District: 15

		<u>Filings</u>	<u>Hearings</u>	<u>Transactions</u>	<u>Concluded</u>	<u>Cont</u>
<u>Adult</u>						
Non-Family Abuse Prot Order	AP	0	1	1	0	1
Capias	CA	13	36	36	11	25
Felony	CF	21	49	49	7	42
Misdemeanor	CM	22	100	100	46	54
Family Abuse - Prot Order	FP	11	21	21	7	14
Motion - Prot Order	MP	4	4	4	3	1
Protective Order	PC	1	1	1	0	1
Violation of PO	PV	1	1	1	1	-
Show Cause	SC	23	61	61	23	38
Civil Support	VS	24	57	57	31	26
Adult Total		120	331	331	129	202
<u>Juvenile</u>						
Non-Family Abuse Prot Order	AP	1	1	1	1	-
Capias	CA	0	2	2	2	-
Child in Need of Services	CS	1	5	5	2	3
Custody Visitation	CV	54	172	172	110	62
Felony	DF	0	17	17	4	13
Misdemeanor	DM	4	25	26	12	14
Initial Foster Care	IF	3	3	3	3	-
Petition	PT	3	12	12	6	6
Show Cause	SC	1	4	4	0	4
Status	ST	3	3	3	1	2
Traffic	T	6	22	22	3	19
Truancy	TR	1	2	2	1	1
Juvenile Total		77	268	269	145	124
Caroline Totals		197	599	600	274	326



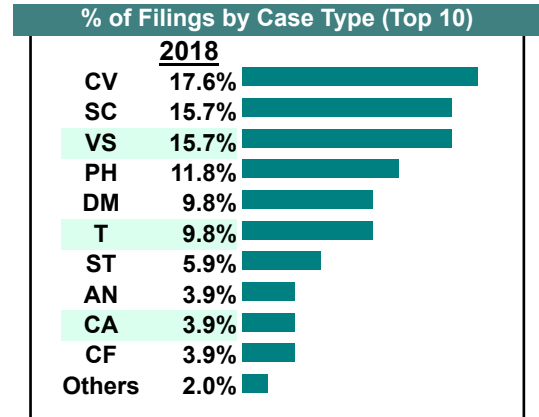
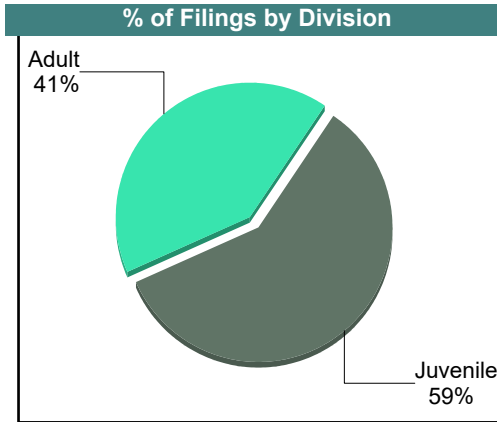
CASELOAD STATISTICS OF THE JUVENILE & DOMESTIC RELATIONS COURTS

December 2018

Essex
District: 15

		<u>Filings</u>	<u>Hearings</u>	<u>Transactions</u>	<u>Concluded</u>	<u>Cont</u>
<u>Adult</u>						
Capias	CA	2	13	13	7	6
Felony	CF	2	11	11	0	11
Misdemeanor	CM	1	13	13	1	12
Show Cause	SC	8	36	36	13	23
Civil Support	VS	8	18	18	11	7
Adult Total		21	91	91	32	59
<u>Juvenile</u>						
Abuse or Neglect	AN	2	6	6	1	5
Capias	CA	0	2	2	2	-
Custody Visitation	CV	9	21	21	8	13
Felony	DF	0	2	2	1	1
Misdemeanor	DM	5	8	8	2	6
Permanency	PH	6	6	6	2	4
Show Cause	SC	0	4	4	2	2
Status	ST	3	12	12	1	11
Traffic	T	5	4	5	2	3
Term Parental Rights	TP	0	1	1	0	1
Juvenile Total		30	66	67	21	46
Essex Totals		51	157	158	53	105

	M	T	W	R	F
Week 1					
Week 2					
Week 3					

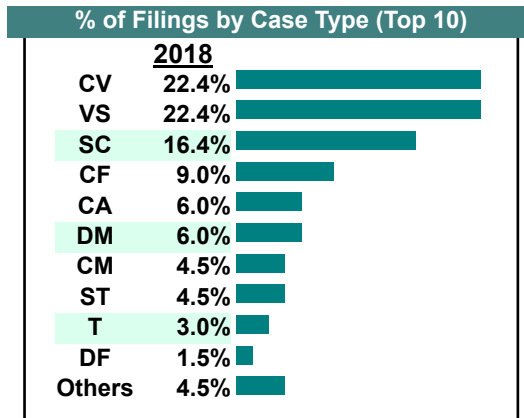
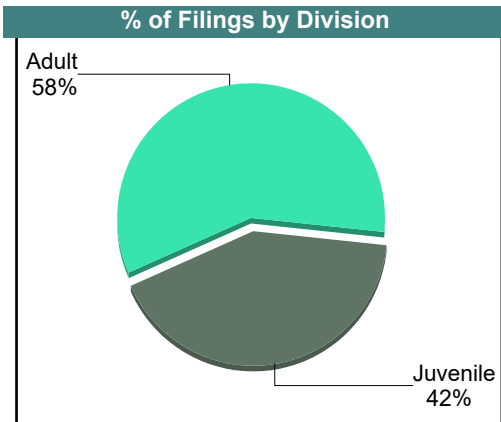
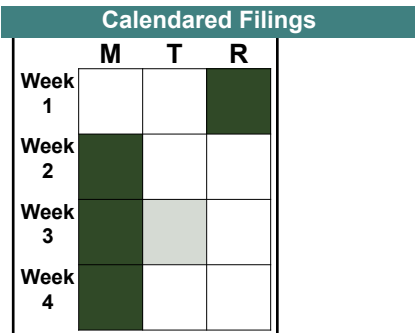


CASELOAD STATISTICS OF THE JUVENILE & DOMESTIC RELATIONS COURTS

November 2018

Essex
District: 15

		<u>Filings</u>	<u>Hearings</u>	<u>Transactions</u>	<u>Concluded</u>	<u>Cont</u>
Adult						
Capias	CA	4	10	10	2	8
Felony	CF	6	13	13	2	11
Misdemeanor	CM	3	13	13	4	9
Family Abuse - Prot Order	FP	1	2	2	2	-
Show Cause	SC	10	26	26	5	21
SL/Other	SL	0	1	1	1	-
Civil Support	VS	15	19	19	11	8
Adult Total		39	84	84	27	57
Juvenile						
Abuse or Neglect	AN	0	4	4	0	4
Custody Visitation	CV	15	26	26	17	9
Felony	DF	1	9	9	2	7
Misdemeanor	DM	4	28	28	19	9
Foster Care Review	FC	1	1	1	1	-
Motion - Prot Order	MP	0	1	1	1	-
Petition	PT	1	1	1	0	1
Show Cause	SC	1	1	1	0	1
Status	ST	3	13	13	5	8
Traffic	T	2	3	3	2	1
Juvenile Total		28	87	87	47	40
Essex Totals		67	171	171	74	97




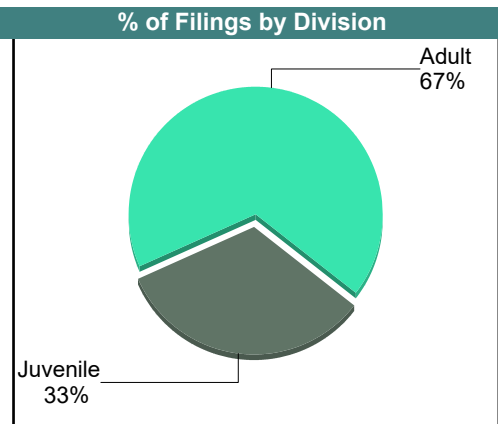
CASELOAD STATISTICS OF THE JUVENILE & DOMESTIC RELATIONS COURTS

October 2018

Essex
District: 15

		<u>Filings</u>	<u>Hearings</u>	<u>Transactions</u>	<u>Concluded</u>	<u>Cont</u>
<u>Adult</u>						
Capias	CA	1	15	15	8	7
Felony	CF	2	10	10	4	6
Misdemeanor	CM	4	13	13	6	7
Family Abuse - Prot Order	FP	0	1	1	1	-
Show Cause	SC	17	39	39	13	26
SL/Other	SL	0	1	1	0	1
Civil Support	VS	11	18	18	13	5
Adult Total		35	97	97	45	52
<u>Juvenile</u>						
Abuse or Neglect	AN	2	6	6	0	6
Child in Need of Services	CS	0	2	2	1	1
Custody Visitation	CV	11	27	27	17	10
Felony	DF	0	2	2	2	-
Misdemeanor	DM	0	8	8	4	4
Permanency	PH	1	3	3	2	1
Show Cause	SC	0	1	1	1	-
Status	ST	1	9	9	3	6
Traffic	T	2	3	5	3	2
Juvenile Total		17	61	63	33	30
Essex Totals		52	158	160	78	82

Calendared Filings				
	M	W	R	F
Week 1	█		█	
Week 2				█
Week 3	█	█		
Week 4	█			
Week 5				



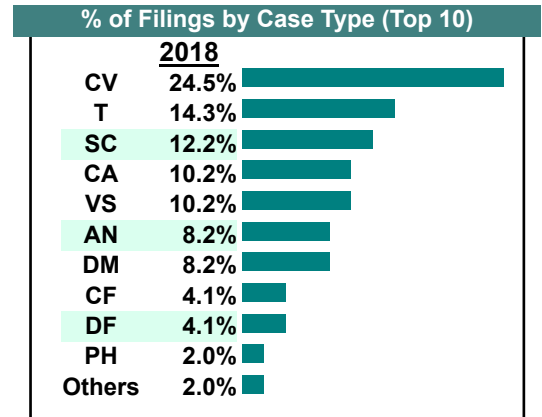
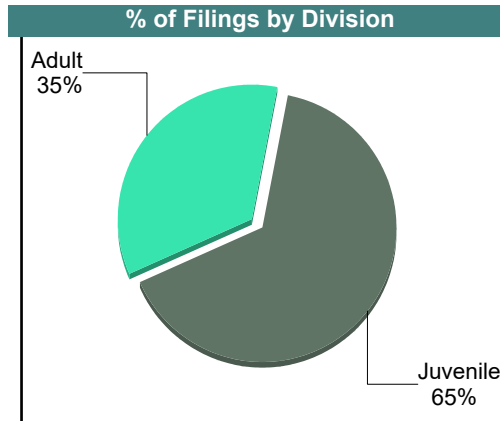
CASELOAD STATISTICS OF THE JUVENILE & DOMESTIC RELATIONS COURTS

September 2018

Essex
District: 15

		<u>Filings</u>	<u>Hearings</u>	<u>Transactions</u>	<u>Concluded</u>	<u>Cont</u>
<u>Adult</u>						
Capias	CA	5	12	12	3	9
Felony	CF	2	9	9	7	2
Misdemeanor	CM	0	14	14	9	5
Family Abuse - Prot Order	FP	0	3	3	2	1
Show Cause	SC	5	29	29	9	20
SL/Other	SL	0	1	1	0	1
Civil Support	VS	5	12	12	9	3
Adult Total		17	80	80	39	41
<u>Juvenile</u>						
Abuse or Neglect	AN	4	6	6	4	2
Capias	CA	0	2	2	0	2
Child in Need of Services	CS	0	1	1	0	1
Custody Visitation	CV	12	22	22	14	8
Felony	DF	2	14	14	13	1
Misdemeanor	DM	4	7	7	5	2
Permanency	PH	1	2	2	1	1
Show Cause	SC	1	6	6	0	6
Status	ST	0	5	5	1	4
Traffic	T	7	8	9	7	2
Term Parental Rights	TP	1	1	1	0	1
Juvenile Total		32	74	75	45	30
Essex Totals		49	154	155	84	71

Calendared Filings					
	M	T	W	R	F
Week 1	█	█			
Week 2	█	█		█	
Week 3	█		█		█

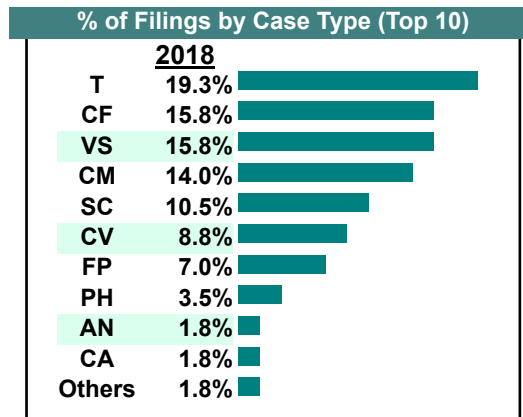
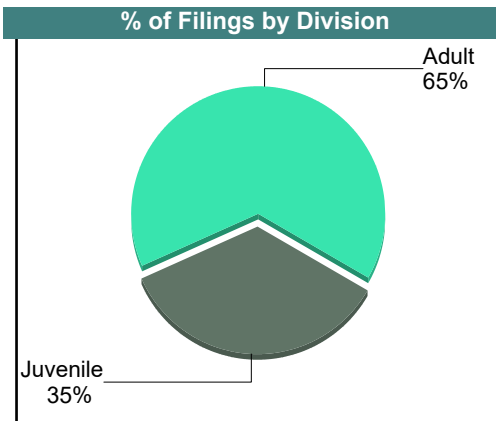



CASELOAD STATISTICS OF THE JUVENILE & DOMESTIC RELATIONS COURTS

August 2018

Essex
District: 15

		<u>Filings</u>	<u>Hearings</u>	<u>Transactions</u>	<u>Concluded</u>	<u>Cont</u>
<u>Adult</u>						
Capias	CA	1	7	7	2	5
Felony	CF	9	21	21	6	15
Misdemeanor	CM	8	30	30	13	17
Family Abuse - Prot Order	FP	4	5	5	2	3
Show Cause	SC	6	19	19	11	8
Civil Support	VS	9	13	13	6	7
Adult Total		37	95	95	40	55
<u>Juvenile</u>						
Abuse or Neglect	AN	1	6	6	3	3
Custody Visitation	CV	5	29	29	18	11
Felony	DF	0	17	17	5	12
Misdemeanor	DM	0	25	25	2	23
Permanency	PH	2	2	2	1	1
Show Cause	SC	0	2	2	1	1
Status	ST	1	6	6	0	6
Traffic	T	11	9	12	9	3
Juvenile Total		20	96	99	39	60
Essex Totals		57	191	194	79	115



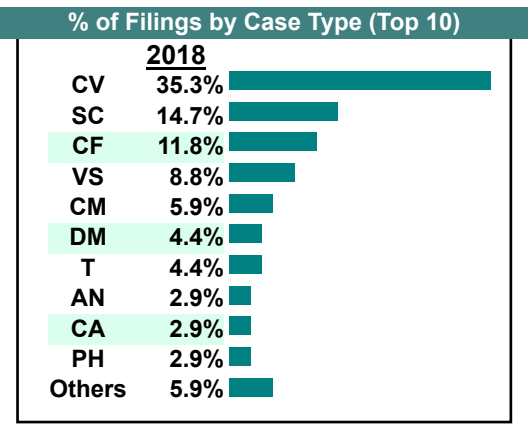
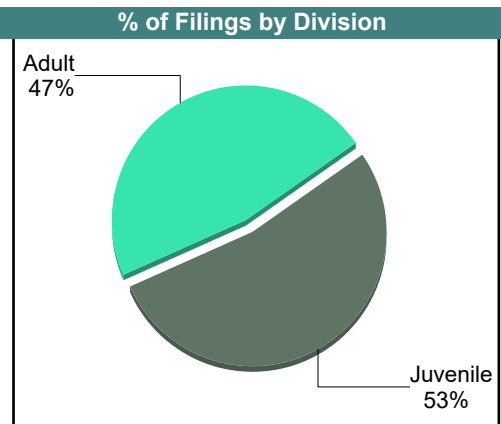
CASELOAD STATISTICS OF THE JUVENILE & DOMESTIC RELATIONS COURTS

July 2018

Essex
District: 15

		<u>Filings</u>	<u>Hearings</u>	<u>Transactions</u>	<u>Concluded</u>	<u>Cont</u>
<u>Adult</u>						
Capias	CA	2	9	9	5	4
Felony	CF	8	24	24	16	8
Misdemeanor	CM	4	15	15	9	6
Family Abuse - Prot Order	FP	1	5	5	4	1
Other	OT	1	1	1	1	-
Show Cause	SC	10	30	30	14	16
SL/Other	SL	0	1	1	0	1
Civil Support	VS	6	12	12	8	4
Adult Total		32	97	97	57	40
<u>Juvenile</u>						
Abuse or Neglect	AN	2	7	7	1	6
Capias	CA	0	2	2	0	2
Custody Visitation	CV	24	45	45	20	25
Felony	DF	1	2	2	1	1
Misdemeanor	DM	3	7	7	1	6
Permanency	PH	2	2	2	2	-
Status	ST	1	15	15	2	13
Traffic	T	3	9	11	10	1
Juvenile Total		36	89	91	37	54
Essex Totals		68	186	188	94	94

Calendared Filings				
	M	T	R	F
Week 1	█			
Week 2	█			
Week 3	█		█	
Week 4	█		█	█
Week 5	█			



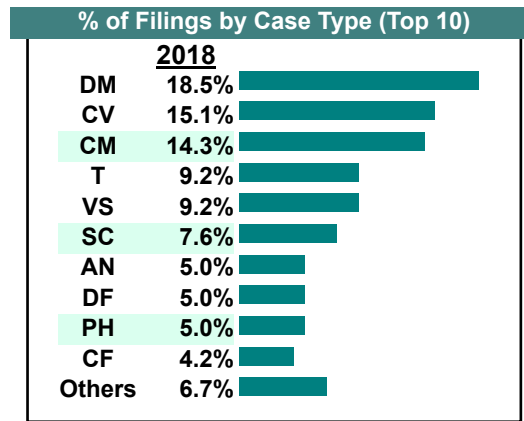
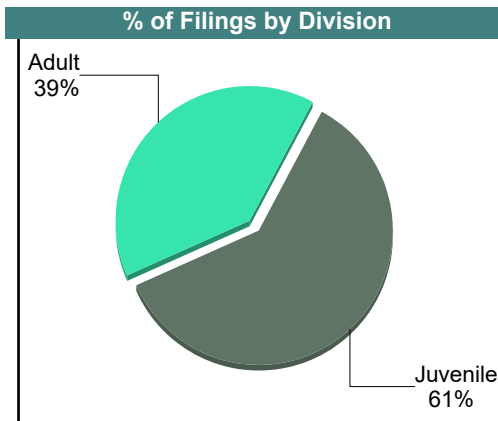
CASELOAD STATISTICS OF THE JUVENILE & DOMESTIC RELATIONS COURTS

June 2018

Essex
District: 15

		<u>Filings</u>	<u>Hearings</u>	<u>Transactions</u>	<u>Concluded</u>	<u>Cont</u>
<u>Adult</u>						
Capias	CA	2	13	13	7	6
Felony	CF	5	21	21	4	17
Misdemeanor	CM	17	34	34	11	23
Family Abuse - Prot Order	FP	4	11	11	5	6
Show Cause	SC	8	22	22	9	13
Civil Support	VS	11	20	20	14	6
Adult Total		47	121	121	50	71
<u>Juvenile</u>						
Abuse or Neglect	AN	6	9	9	0	9
Custody Visitation	CV	18	50	50	22	28
Felony	DF	6	16	16	6	10
Misdemeanor	DM	22	34	34	8	26
Permanency	PH	6	6	6	6	-
Show Cause	SC	1	3	3	0	3
Status	ST	2	10	10	1	9
Traffic	T	11	13	16	10	6
Juvenile Total		72	141	144	53	91
Essex Totals		119	262	265	103	162

	M	T	W	R	F
Week 1					
Week 2					
Week 3					
Week 4					



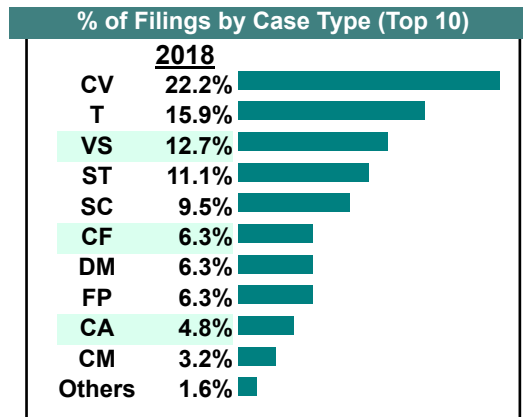
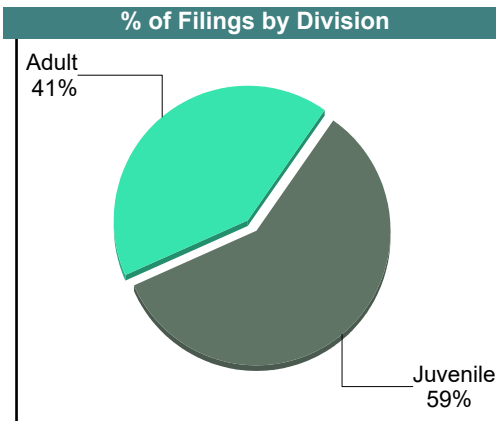
CASELOAD STATISTICS OF THE JUVENILE & DOMESTIC RELATIONS COURTS

May 2018

Essex
District: 15

		<u>Filings</u>	<u>Hearings</u>	<u>Transactions</u>	<u>Concluded</u>	<u>Cont</u>
Adult						
Capias	CA	3	21	21	8	13
Felony	CF	4	12	12	3	9
Misdemeanor	CM	2	21	21	4	17
Family Abuse - Prot Order	FP	4	7	7	4	3
Show Cause	SC	4	28	28	8	20
SL/Other	SL	1	1	1	0	1
Civil Support	VS	8	16	16	9	6
Adult Total		26	106	106	36	69
Juvenile						
Abuse or Neglect	AN	0	1	1	0	1
Custody Visitation	CV	14	24	24	8	16
Felony	DF	0	1	1	0	1
Misdemeanor	DM	4	7	7	2	5
Show Cause	SC	2	3	3	1	2
Status	ST	7	12	12	0	12
Traffic	T	10	10	10	3	7
Juvenile Total		37	58	58	14	44
Essex Totals		63	164	164	50	113

Calendared Filings				
	M	T	W	R
Week 1				
Week 2				
Week 3				
Week 4				

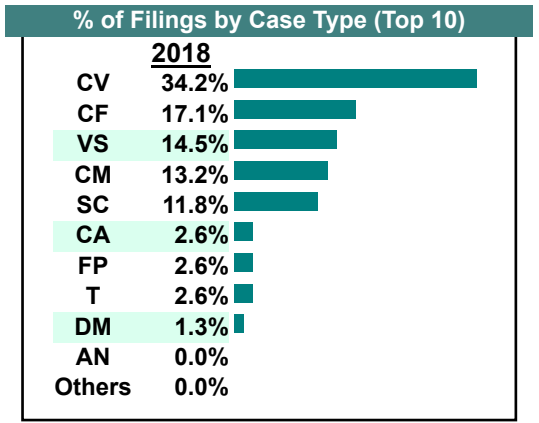
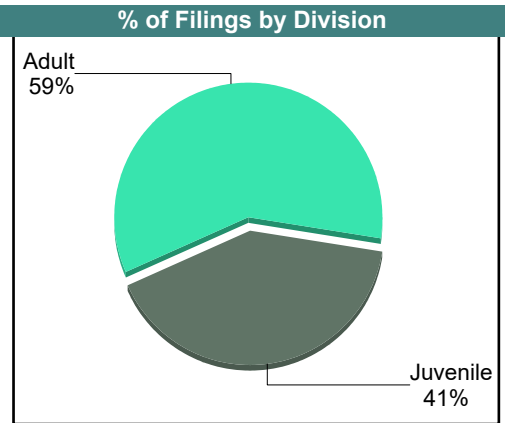



CASELOAD STATISTICS OF THE JUVENILE & DOMESTIC RELATIONS COURTS

April 2018

Essex
District: 15

		<u>Filings</u>	<u>Hearings</u>	<u>Transactions</u>	<u>Concluded</u>	<u>Cont</u>
<u>Adult</u>						
Capias	CA	2	11	11	2	9
Felony	CF	13	16	16	3	13
Misdemeanor	CM	10	18	18	7	11
Family Abuse - Prot Order	FP	2	4	4	1	3
Show Cause	SC	7	37	37	15	22
Civil Support	VS	11	12	12	5	7
Adult Total		45	98	98	33	65
<u>Juvenile</u>						
Abuse or Neglect	AN	0	1	1	0	1
Custody Visitation	CV	26	39	39	21	18
Felony	DF	0	4	4	0	4
Misdemeanor	DM	1	4	4	0	4
Show Cause	SC	2	6	6	2	4
Status	ST	0	13	13	2	11
Traffic	T	2	5	6	5	1
Juvenile Total		31	72	73	30	43
Essex Totals		76	170	171	63	108

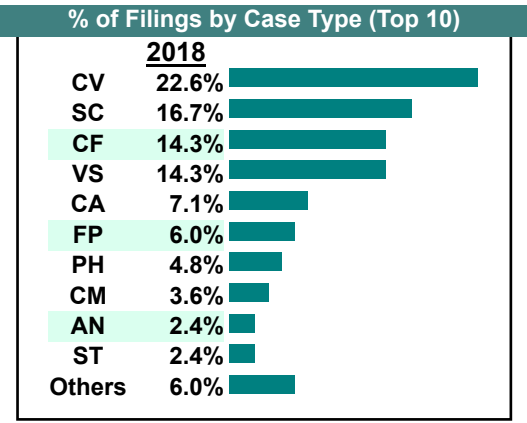
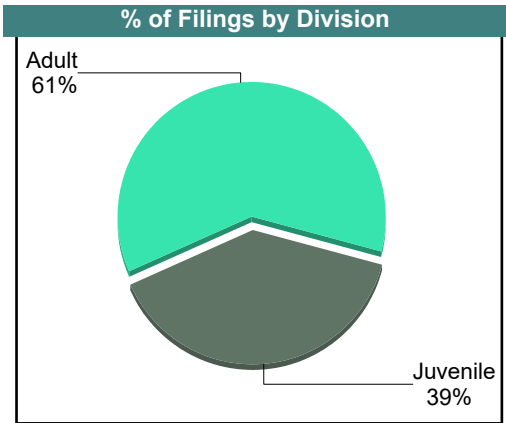
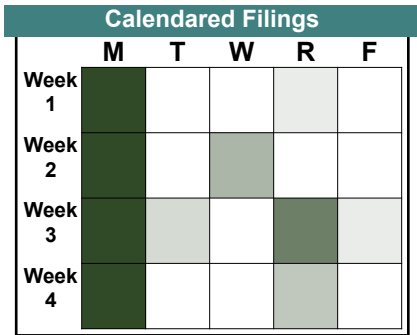


CASELOAD STATISTICS OF THE JUVENILE & DOMESTIC RELATIONS COURTS

March 2018

Essex
District: 15

		<u>Filings</u>	<u>Hearings</u>	<u>Transactions</u>	<u>Concluded</u>	<u>Cont</u>
Adult						
Capias	CA	6	17	17	2	15
Felony	CF	12	21	21	1	20
Misdemeanor	CM	3	13	13	4	9
Family Abuse - Prot Order	FP	5	6	6	2	4
Show Cause	SC	13	40	40	14	26
Civil Support	VS	12	22	22	12	10
Adult Total		51	119	119	35	84
Juvenile						
Abuse or Neglect	AN	2	3	3	2	1
Child in Need of Services	CS	0	1	1	0	1
Custody Visitation	CV	19	42	42	18	24
Felony	DF	1	5	5	3	2
Misdemeanor	DM	0	7	7	4	3
Foster Care Review	FC	1	1	1	1	-
Initial Foster Care	IF	1	1	1	1	-
Permanency	PH	4	4	4	3	1
Show Cause	SC	1	2	2	1	1
Status	ST	2	2	2	0	2
Traffic	T	1	2	2	0	2
Term Parental Rights	TP	1	1	1	1	-
Juvenile Total		33	71	71	34	37
Essex Totals		84	190	190	69	121



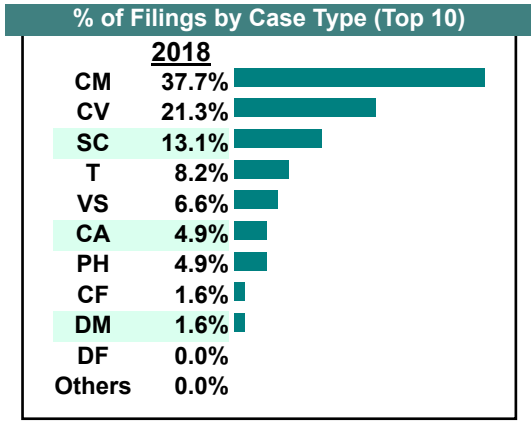
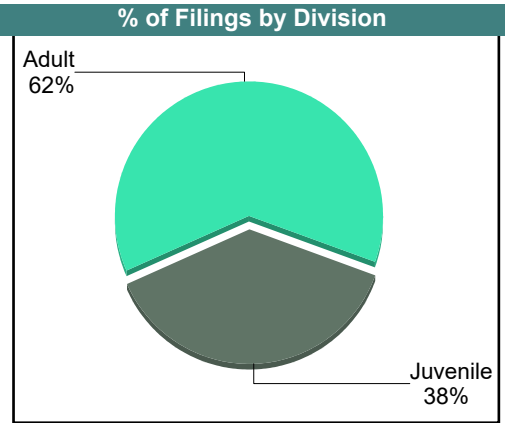
CASELOAD STATISTICS OF THE JUVENILE & DOMESTIC RELATIONS COURTS

February 2018

Essex
District: 15

		<u>Filings</u>	<u>Hearings</u>	<u>Transactions</u>	<u>Concluded</u>	<u>Cont</u>
<u>Adult</u>						
Capias	CA	2	7	7	2	5
Felony	CF	1	7	7	4	3
Misdemeanor	CM	23	31	31	8	23
Family Abuse - Prot Order	FP	0	2	2	0	2
Show Cause	SC	8	26	26	5	21
Civil Support	VS	4	7	7	5	2
Adult Total		38	80	80	24	56
<u>Juvenile</u>						
Capias	CA	1	2	2	0	2
Custody Visitation	CV	13	30	30	9	21
Felony	DF	0	9	9	2	7
Misdemeanor	DM	1	6	6	2	4
Permanency	PH	3	3	3	3	-
Show Cause	SC	0	3	3	0	3
Status	ST	0	8	8	0	8
Traffic	T	5	8	9	7	2
Juvenile Total		23	69	70	23	47
Essex Totals		61	149	150	47	103

Calendared Filings				
	M	T	W	R
Week 1				
Week 2				
Week 3				
Week 4				
Week 5				



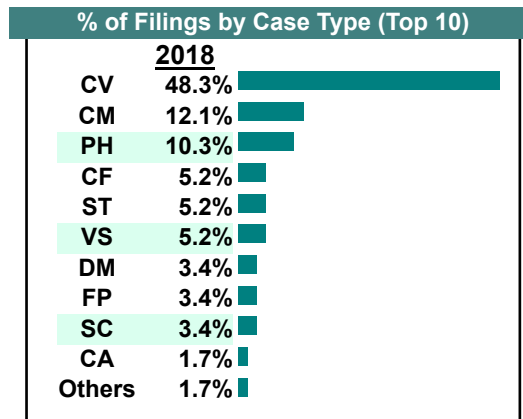
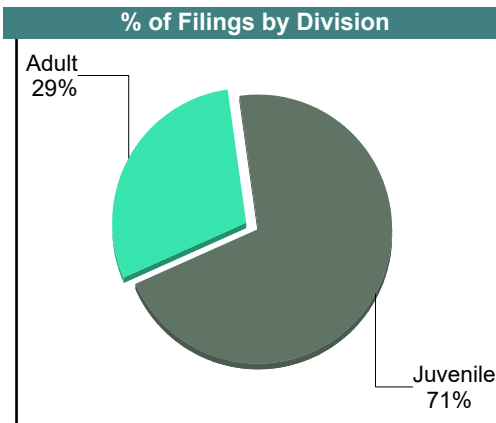
CASELOAD STATISTICS OF THE JUVENILE & DOMESTIC RELATIONS COURTS

January 2018

Essex
District: 15

		<u>Filings</u>	<u>Hearings</u>	<u>Transactions</u>	<u>Concluded</u>	<u>Cont</u>
<u>Adult</u>						
Capias	CA	1	7	7	2	5
Felony	CF	3	6	6	1	5
Misdemeanor	CM	7	12	12	3	9
Family Abuse - Prot Order	FP	2	6	6	4	2
Show Cause	SC	1	8	8	1	7
Civil Support	VS	3	5	5	1	4
Adult Total		17	44	44	12	32
<u>Juvenile</u>						
Custody Visitation	CV	28	39	39	20	19
Misdemeanor	DM	2	6	6	2	4
Foster Care Review	FC	1	1	1	1	-
Permanency	PH	6	9	9	9	-
Show Cause	SC	1	4	4	0	4
Status	ST	3	9	9	0	9
Traffic	T	0	1	1	1	-
Juvenile Total		41	69	69	33	36
Essex Totals		58	113	113	45	68

Calendared Filings		
	M	R
Week 1	■	■
Week 2	■	■
Week 3	■	■
Week 4	■	■



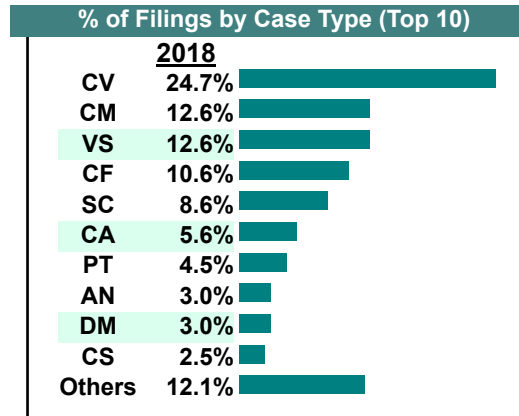
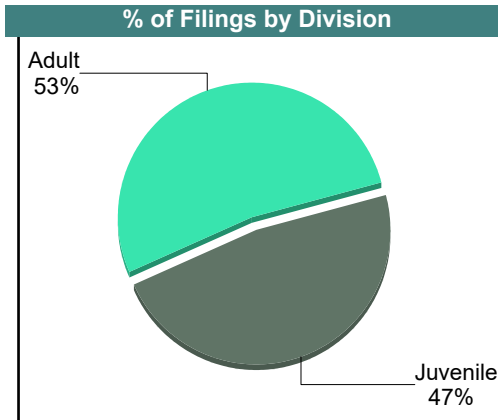
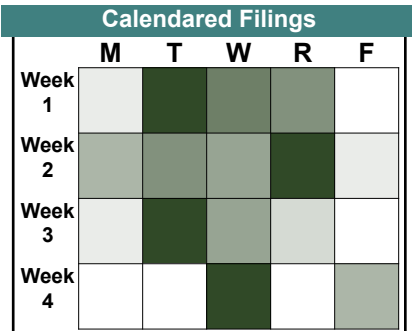
CASELOAD STATISTICS OF THE JUVENILE & DOMESTIC RELATIONS COURTS

Fredericksburg

District: 15

December 2018

		<u>Filings</u>	<u>Hearings</u>	<u>Transactions</u>	<u>Concluded</u>	<u>Cont</u>
Adult						
Non-Family Abuse Prot Order	AP	1	1	1	1	-
Capias	CA	9	14	14	14	-
Felony	CF	21	33	33	4	29
Misdemeanor	CM	25	57	57	11	46
Family Abuse - Prot Order	FP	4	13	13	4	9
Protective Order	PC	1	1	1	1	-
Remand Support	RS	2	2	2	2	-
Show Cause	SC	15	42	42	26	16
SL/Other	SL	1	1	1	1	-
Civil Support	VS	25	44	44	23	21
Adult Total		104	208	208	87	121
Juvenile						
Abuse or Neglect	AN	6	19	19	6	13
Capias	CA	2	2	2	2	-
Child in Need of Services	CS	5	6	6	0	6
Custody Visitation	CV	49	101	101	27	74
Felony	DF	3	32	32	8	24
Misdemeanor	DM	6	77	77	16	61
Initial Foster Care	IF	2	2	2	2	-
Petition	PT	9	12	12	8	4
Remand Custody	RC	3	3	3	3	-
Remand Visitation	RV	3	3	3	3	-
Show Cause	SC	2	8	8	6	2
Status	ST	0	10	10	2	8
Traffic	T	4	10	12	8	4
Juvenile Total		94	285	287	91	196
Fredericksburg Totals		198	493	495	178	317



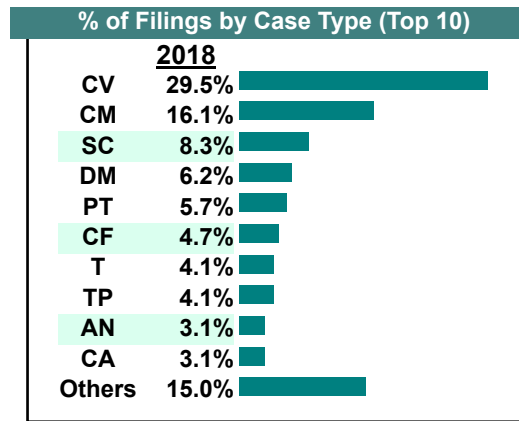
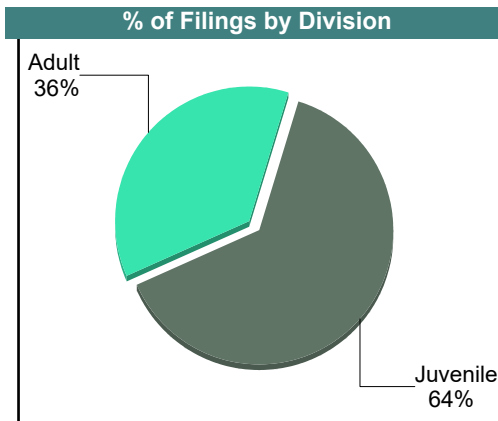

CASELOAD STATISTICS OF THE JUVENILE & DOMESTIC RELATIONS COURTS

Fredericksburg

District: 15

November 2018

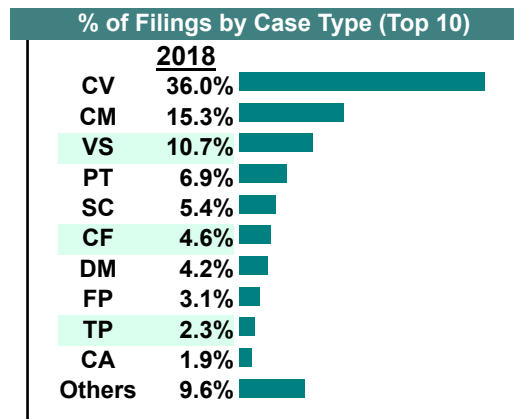
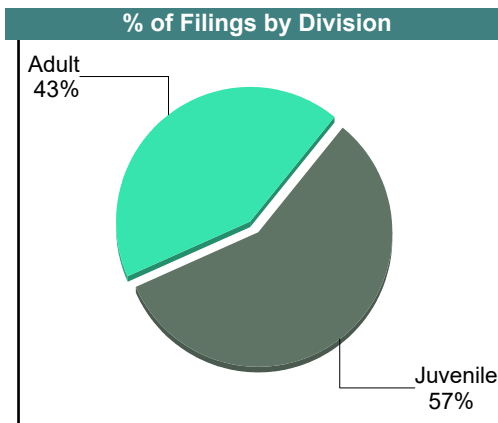

		<u>Filings</u>	<u>Hearings</u>	<u>Transactions</u>	<u>Concluded</u>	<u>Cont</u>
<u>Adult</u>						
Capias	CA	5	18	18	4	14
Felony	CF	9	18	18	7	11
Misdemeanor	CM	31	68	68	12	56
Family Abuse - Prot Order	FP	3	6	6	2	4
Show Cause	SC	16	45	45	15	30
Civil Support	VS	6	26	26	19	7
Adult Total		70	181	181	59	122
<u>Juvenile</u>						
Abuse or Neglect	AN	6	16	16	3	13
Non-Family Abuse Prot Order	AP	1	2	2	1	1
Capias	CA	1	1	1	1	-
Child in Need of Services	CS	0	2	2	2	-
Custody Visitation	CV	57	131	131	79	52
Felony	DF	5	30	30	6	24
Misdemeanor	DM	12	81	81	9	72
Foster Care Review	FC	2	2	2	2	-
Initial Foster Care	IF	4	4	4	4	-
Permanency	PH	6	8	8	8	-
Petition	PT	11	17	17	9	8
Status	ST	2	13	13	2	11
Traffic	T	8	14	16	10	6
Term Parental Rights	TP	8	8	8	8	-
Juvenile Total		123	329	331	144	187
Fredericksburg Totals		193	510	512	203	309



		<u>Filings</u>	<u>Hearings</u>	<u>Transactions</u>	<u>Concluded</u>	<u>Cont</u>
Adult						
Non-Family Abuse Prot Order	AP	1	2	2	1	1
Capias	CA	5	26	26	16	10
Felony	CF	12	29	29	10	19
Misdemeanor	CM	40	83	83	19	64
Family Abuse - Prot Order	FP	8	20	20	9	11
Motion - Prot Order	MP	1	1	1	1	-
Violation of PO	PV	1	1	1	1	-
Remand Support	RS	1	1	1	1	-
Show Cause	SC	14	61	61	29	32
Civil Support	VS	28	49	49	27	22
Adult Total		111	273	273	114	159

Juvenile						
Abuse or Neglect	AN	4	9	9	3	6
Child in Need of Services	CS	0	2	2	2	-
Custody Visitation	CV	94	182	182	90	92
Felony	DF	4	32	32	2	30
Misdemeanor	DM	11	77	77	8	69
Foster Care Review	FC	4	4	4	4	-
Initial Foster Care	IF	2	2	2	2	-
Permanency	PH	2	6	6	6	-
Petition	PT	18	28	28	18	10
Remand Custody	RC	1	1	1	1	-
Remand Visitation	RV	1	1	1	1	-
Show Cause	SC	0	2	2	0	2
Status	ST	0	13	13	0	13
Traffic	T	3	8	10	7	3
Term Parental Rights	TP	6	14	14	13	1
Juvenile Total		150	381	383	157	226

Fredericksburg Totals		261	654	656	271	385
------------------------------	--	------------	------------	------------	------------	------------



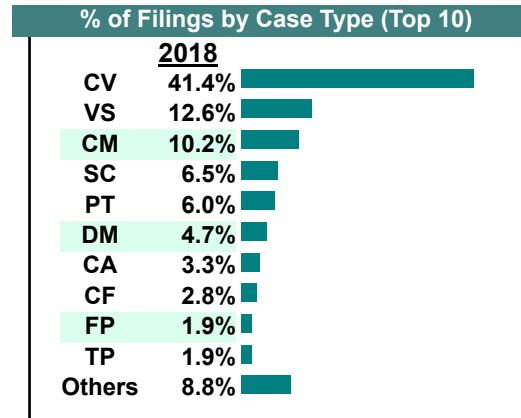
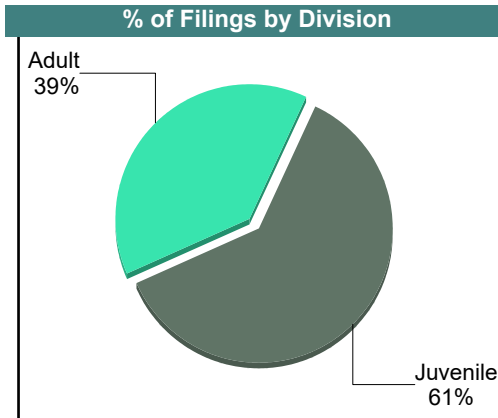
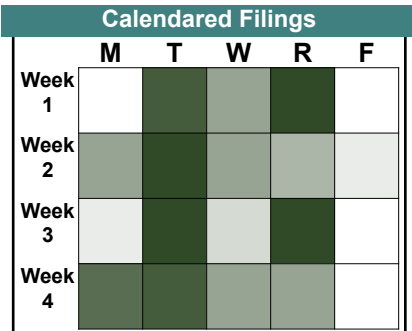
CASELOAD STATISTICS OF THE JUVENILE & DOMESTIC RELATIONS COURTS

Fredericksburg

District: 15

September 2018

		Filings	Hearings	Transactions	Concluded	Cont
Adult						
Capias	CA	7	23	23	5	18
Felony	CF	6	35	35	10	25
Misdemeanor	CM	22	65	65	18	47
Family Abuse - Prot Order	FP	4	14	14	7	7
Violation of PO	PV	1	1	1	1	-
Remand Support	RS	2	2	2	2	-
Show Cause	SC	14	65	65	32	33
Civil Support	VS	27	56	56	34	22
Adult Total		83	261	261	109	152
Juvenile						
Abuse or Neglect	AN	2	10	10	5	5
Child in Need of Services	CS	1	3	3	0	3
Custody Visitation	CV	89	175	175	83	88
Felony	DF	3	33	33	13	20
Misdemeanor	DM	10	51	51	4	47
Entrustment	ET	1	1	1	1	-
Foster Care Review	FC	1	1	1	1	-
Initial Foster Care	IF	3	3	3	3	-
Permanency	PH	2	3	3	0	3
Petition	PT	13	35	35	31	4
Remand Custody	RC	1	1	1	1	-
Remand Visitation	RV	1	1	1	1	-
Status	ST	0	9	9	1	8
Traffic	T	1	7	7	3	4
Term Parental Rights	TP	4	6	6	2	4
Juvenile Total		132	339	339	149	186
Fredericksburg Totals		215	600	600	258	338



CASELOAD STATISTICS OF THE JUVENILE & DOMESTIC RELATIONS COURTS

Fredericksburg

District: 15

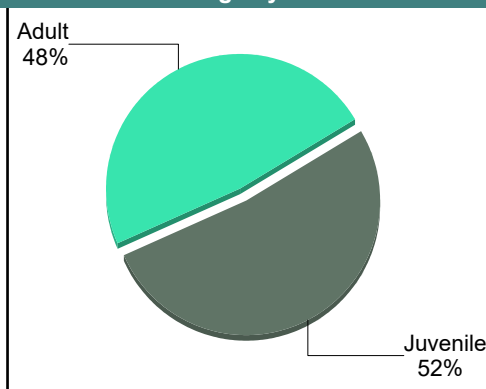
August 2018

		<u>Filings</u>	<u>Hearings</u>	<u>Transactions</u>	<u>Concluded</u>	<u>Cont</u>
<u>Adult</u>						
Capias	CA	8	16	16	4	12
Felony	CF	12	34	34	14	20
Misdemeanor	CM	21	70	70	21	49
Family Abuse - Prot Order	FP	5	16	16	9	7
Violation of PO	PV	1	1	1	1	-
Remand Support	RS	1	1	1	1	-
Show Cause	SC	27	66	66	19	47
Civil Support	VS	28	47	47	29	18
Adult Total		103	251	251	98	153
<u>Juvenile</u>						
Abuse or Neglect	AN	3	6	6	0	6
Non-Family Abuse Prot Order	AP	0	2	2	2	-
Capias	CA	1	1	1	1	-
Child in Need of Services	CS	1	2	2	1	1
Custody Visitation	CV	46	177	177	105	72
Felony	DF	2	31	31	9	22
Misdemeanor	DM	5	49	49	5	44
Entrustment	ET	4	4	4	4	-
Foster Care Review	FC	1	1	1	1	-
Permanency	PH	8	8	8	7	1
Petition	PT	13	37	37	28	9
Show Cause	SC	0	2	2	1	1
Status	ST	1	13	13	0	13
Traffic	T	8	13	15	9	6
Term Parental Rights	TP	18	18	18	16	2
Juvenile Total		111	364	366	189	177
Fredericksburg Totals		214	615	617	287	330

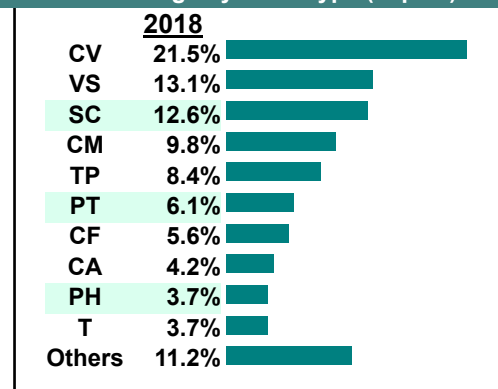
Calendared Filings

	M	T	W	R
Week 1				
Week 2				
Week 3				
Week 4				
Week 5				

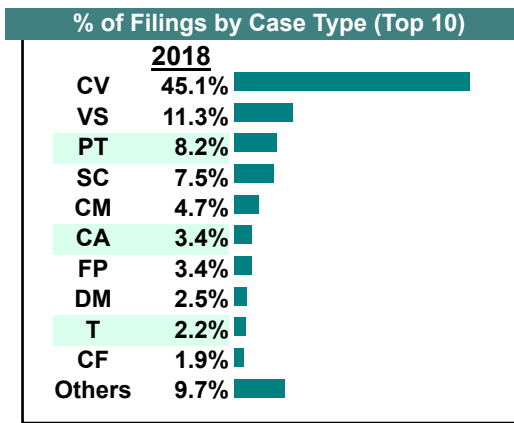
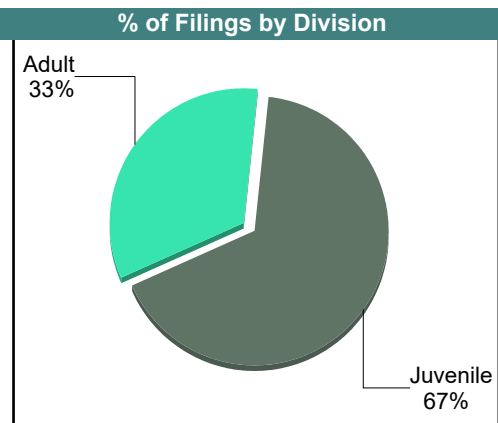

% of Filings by Division



% of Filings by Case Type (Top 10)



		<u>Filings</u>	<u>Hearings</u>	<u>Transactions</u>	<u>Concluded</u>	<u>Cont</u>
Adult						
Capias	CA	11	22	22	5	17
Felony	CF	6	20	20	6	14
Misdemeanor	CM	15	41	41	8	33
Family Abuse - Prot Order	FP	11	22	22	5	17
Motion - Prot Order	MP	0	1	1	1	-
Remand Support	RS	2	2	2	1	-
Show Cause	SC	24	58	58	15	43
SL/Other	SL	1	1	1	1	-
Civil Support	VS	36	54	54	23	31
Adult Total		106	221	221	65	155
Juvenile						
Abuse or Neglect	AN	4	13	13	4	9
Non-Family Abuse Prot Order	AP	1	1	1	0	1
Custody Visitation	CV	144	214	214	113	101
Felony	DF	4	41	41	7	34
Misdemeanor	DM	8	39	39	8	31
Foster Care Review	FC	0	1	1	1	-
Initial Foster Care	IF	2	2	2	2	-
Permanency	PH	4	4	4	2	2
Petition	PT	26	41	41	15	26
Remand Custody	RC	3	3	3	3	-
Remand Visitation	RV	3	3	3	3	-
Show Cause	SC	0	16	16	12	4
Status	ST	1	9	9	0	9
Traffic	T	7	11	12	4	8
Term Parental Rights	TP	5	5	5	2	3
Voluntary Continuing Services Agreement	VA	1	1	1	1	-
Juvenile Total		213	404	405	177	228
Fredericksburg Totals		319	625	626	242	383



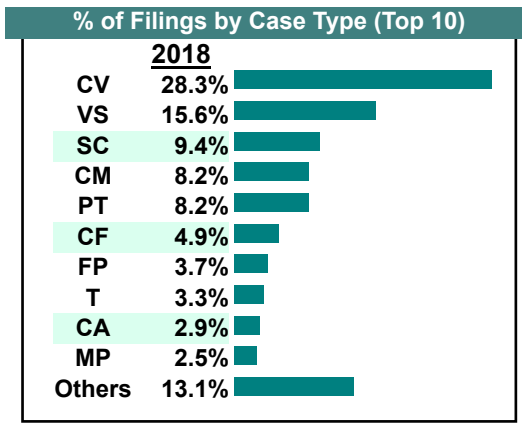
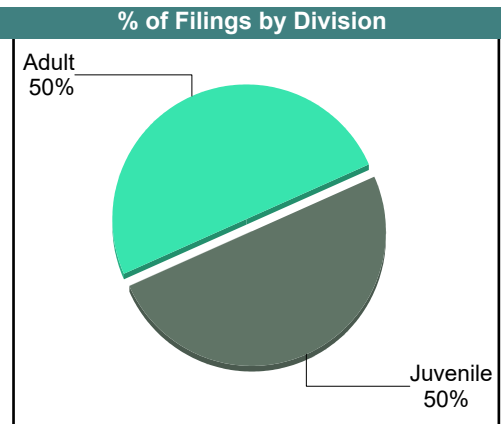
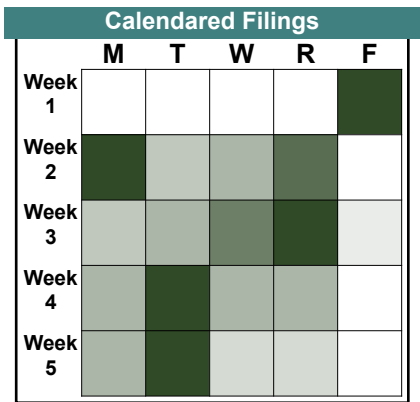
CASELOAD STATISTICS OF THE JUVENILE & DOMESTIC RELATIONS COURTS

Fredericksburg

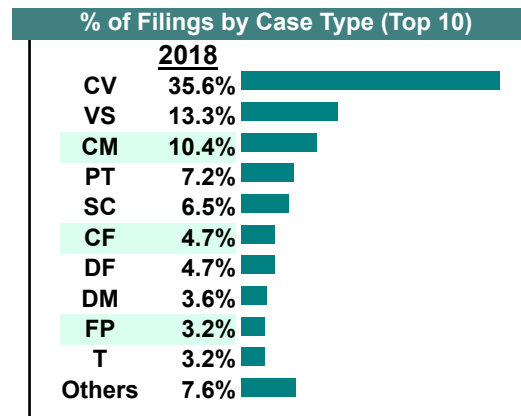
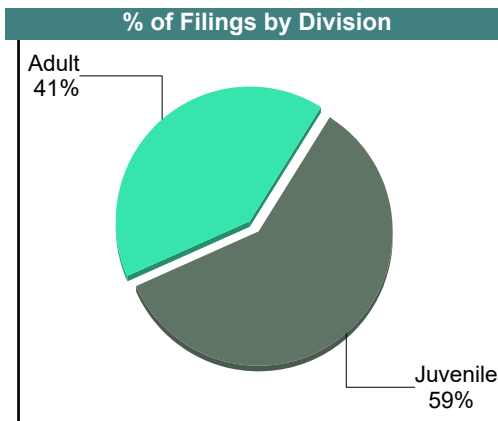
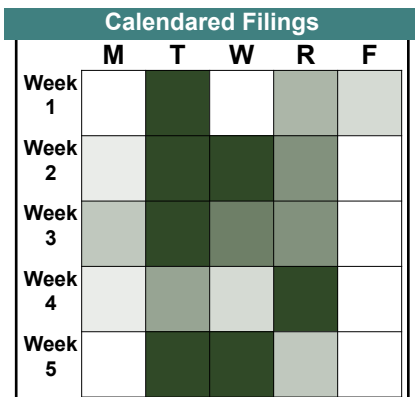
District: 15

June 2018

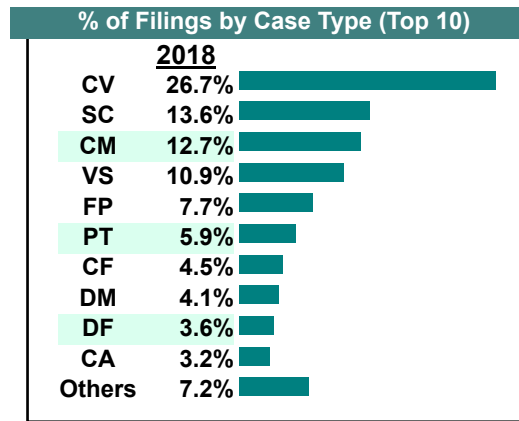
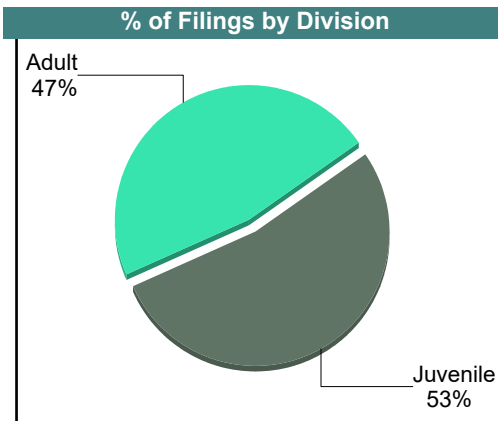
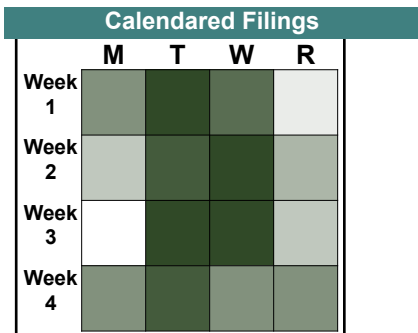
		<u>Filings</u>	<u>Hearings</u>	<u>Transactions</u>	<u>Concluded</u>	<u>Cont</u>
<u>Adult</u>						
Capias	CA	7	21	21	9	12
Felony	CF	12	40	40	12	28
Misdemeanor	CM	20	81	81	19	62
Family Abuse - Prot Order	FP	9	18	18	9	9
Motion - Prot Order	MP	6	6	6	5	1
Violation of PO	PV	1	1	1	1	-
Remand Support	RS	6	6	6	6	-
Show Cause	SC	23	56	56	13	43
Civil Support	VS	38	60	60	32	28
Adult Total		122	289	289	106	183
<u>Juvenile</u>						
Abuse or Neglect	AN	0	6	6	4	2
Non-Family Abuse Prot Order	AP	1	2	2	0	2
Child in Need of Services	CS	0	2	2	0	2
Custody Visitation	CV	69	171	171	85	86
Felony	DF	0	25	25	2	23
Misdemeanor	DM	1	36	36	1	35
Foster Care Review	FC	5	7	7	6	1
Family Abuse - Prot Order	FP	0	1	1	1	-
Initial Foster Care	IF	4	4	4	4	-
Permanency	PH	2	4	4	4	-
Petition	PT	20	35	35	15	20
Remand Custody	RC	6	6	6	6	-
Remand Visitation	RV	6	6	6	6	-
Show Cause	SC	0	6	6	0	6
Status	ST	0	9	9	1	8
Traffic	T	8	11	11	2	9
Term Parental Rights	TP	0	3	3	3	-
Voluntary Continuing Services Agreement	VA	0	2	2	2	-
Juvenile Total		122	336	336	142	194
Fredericksburg Totals		244	625	625	248	377



		Filings	Hearings	Transactions	Concluded	Cont
Adult						
Capias	CA	6	18	18	8	10
Felony	CF	13	42	42	14	28
Misdemeanor	CM	29	80	80	36	44
Family Abuse - Prot Order	FP	8	25	25	14	11
Motion - Prot Order	MP	1	1	1	1	-
Violation of PO	PV	3	3	3	3	-
Show Cause	SC	16	48	48	15	33
Civil Support	VS	37	47	47	27	20
Adult Total		113	264	264	118	146
Juvenile						
Abuse or Neglect	AN	3	12	12	3	9
Custody Visitation	CV	99	141	141	61	79
Felony	DF	13	61	61	6	55
Misdemeanor	DM	10	69	69	15	54
Foster Care Review	FC	2	2	2	2	-
Family Abuse - Prot Order	FP	1	3	3	2	1
Initial Foster Care	IF	5	6	6	5	1
Permanency	PH	0	2	2	1	1
Petition	PT	20	26	26	7	19
Show Cause	SC	2	15	15	1	14
Status	ST	1	15	15	4	11
Traffic	T	9	13	14	9	5
Term Parental Rights	TP	0	2	2	0	2
Juvenile Total		165	367	368	116	251
Fredericksburg Totals		278	631	632	234	397



		Filings	Hearings	Transactions	Concluded	Cont
Adult						
Bond Forfeiture	BF	1	1	1	1	-
Capias	CA	7	22	22	10	12
Felony	CF	10	39	39	9	30
Misdemeanor	CM	28	75	75	14	61
Family Abuse - Prot Order	FP	15	35	35	13	22
Motion - Prot Order	MP	1	1	1	1	-
Show Cause	SC	18	70	70	23	47
Civil Support	VS	24	43	43	21	22
Adult Total		104	286	286	92	194
Juvenile						
Abuse or Neglect	AN	5	18	18	2	16
Child in Need of Services	CS	0	1	1	0	1
Custody Visitation	CV	59	155	155	74	81
Felony	DF	8	49	49	6	43
Misdemeanor	DM	9	80	80	16	64
Foster Care Review	FC	1	1	1	1	-
Family Abuse - Prot Order	FP	2	2	2	0	2
Initial Foster Care	IF	1	1	1	1	-
Petition	PT	13	36	36	16	20
Show Cause	SC	12	17	17	1	16
Status	ST	1	11	11	1	10
Traffic	T	6	10	10	2	8
Juvenile Total		117	381	381	120	261
Fredericksburg Totals		221	667	667	212	455



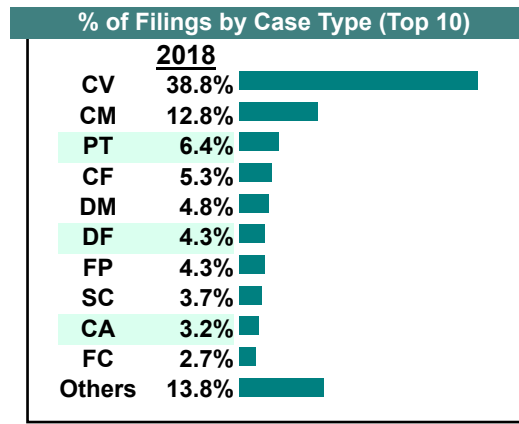
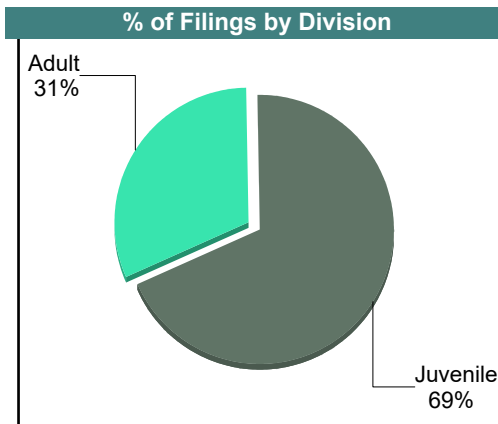

CASELOAD STATISTICS OF THE JUVENILE & DOMESTIC RELATIONS COURTS

Fredericksburg

District: 15

March 2018

		Filings	Hearings	Transactions	Concluded	Cont
Adult						
Capias	CA	6	21	21	8	13
Felony	CF	10	34	34	5	29
Misdemeanor	CM	24	86	86	19	67
Family Abuse - Prot Order	FP	8	20	20	1	19
Remand Support	RS	1	1	1	1	-
Show Cause	SC	6	38	38	8	30
Civil Support	VS	4	17	17	10	7
Adult Total		59	217	217	52	165
Juvenile						
Abuse or Neglect	AN	4	6	6	1	5
Non-Family Abuse Prot Order	AP	1	2	2	1	1
Custody Relief	CR	1	1	1	1	-
Child in Need of Services	CS	1	2	2	0	2
Custody Visitation	CV	73	140	140	58	82
Felony	DF	8	43	43	2	41
Misdemeanor	DM	9	78	78	4	74
Foster Care Review	FC	5	9	9	9	-
Permanency	PH	1	2	2	2	-
Petition	PT	12	25	25	12	13
Remand Custody	RC	2	2	2	2	-
Remand Visitation	RV	2	2	2	2	-
Show Cause	SC	1	11	11	2	9
Status	ST	4	16	16	2	14
Traffic	T	5	12	12	5	7
Juvenile Total		129	351	351	103	248
Fredericksburg Totals		188	568	568	155	413



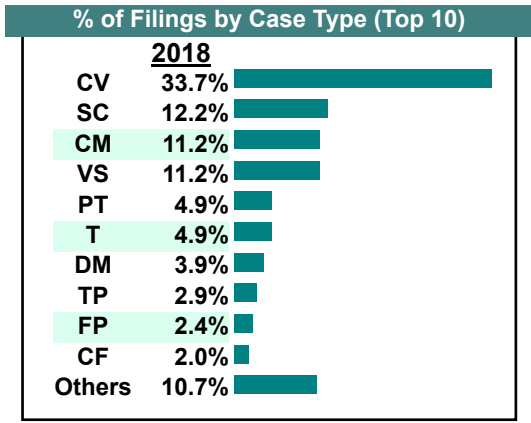
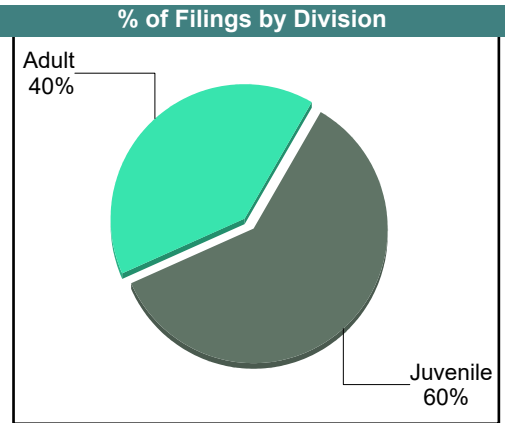

CASELOAD STATISTICS OF THE JUVENILE & DOMESTIC RELATIONS COURTS

Fredericksburg

District: 15

February 2018

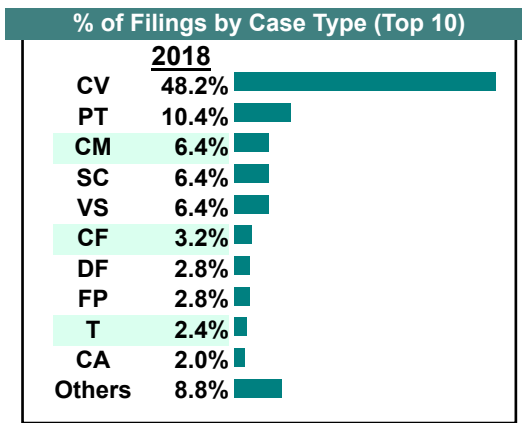
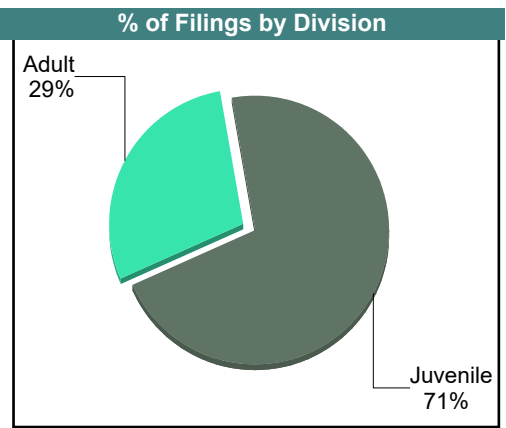

		<u>Filings</u>	<u>Hearings</u>	<u>Transactions</u>	<u>Concluded</u>	<u>Cont</u>
<u>Adult</u>						
Non-Family Abuse Prot Order	AP	0	1	1	1	-
Capias	CA	2	8	8	2	6
Felony	CF	4	31	31	14	17
Misdemeanor	CM	23	65	65	16	49
Family Abuse - Prot Order	FP	5	12	12	2	10
Motion - Prot Order	MP	1	1	1	1	-
Violation of PO	PV	3	3	3	3	-
Show Cause	SC	21	56	56	25	30
Civil Support	VS	23	35	35	24	11
Adult Total		82	212	212	88	123
<u>Juvenile</u>						
Abuse or Neglect	AN	1	8	8	5	3
Capias	CA	1	5	5	2	3
Child in Need of Services	CS	1	3	3	2	1
Custody Visitation	CV	69	126	126	64	60
Felony	DF	1	39	39	2	37
Misdemeanor	DM	8	69	69	5	64
Foster Care Review	FC	4	4	4	0	4
Initial Foster Care	IF	3	5	5	5	-
Permanency	PH	3	4	4	3	1
Petition	PT	10	19	19	16	3
Show Cause	SC	4	12	12	1	11
Status	ST	2	10	10	0	10
Traffic	T	10	13	15	8	7
Term Parental Rights	TP	6	6	6	5	1
Juvenile Total		123	323	325	118	205
Fredericksburg Totals		205	535	537	206	328



		Filings	Hearings	Transactions	Concluded	Cont
Adult						
Non-Family Abuse Prot Order	AP	1	1	1	0	1
Capias	CA	4	15	15	7	8
Felony	CF	8	33	33	8	25
Misdemeanor	CM	16	61	61	30	31
Family Abuse - Prot Order	FP	7	15	15	10	5
Motion - Prot Order	MP	2	2	2	2	-
Violation of PO	PV	1	1	1	1	-
Show Cause	SC	15	53	53	15	38
SL/Other	SL	2	2	2	2	-
Civil Support	VS	16	27	27	14	13
Adult Total		72	210	210	89	121

Juvenile						
Abuse or Neglect	AN	0	6	6	1	5
Capias	CA	1	1	1	0	1
Child in Need of Services	CS	0	2	2	1	1
Custody Visitation	CV	120	223	223	91	132
Felony	DF	7	45	45	5	40
Misdemeanor	DM	4	73	73	9	64
Foster Care Review	FC	2	2	2	2	-
Initial Foster Care	IF	2	3	3	1	2
Permanency	PH	2	3	3	0	3
Petition	PT	26	37	37	15	22
Show Cause	SC	1	5	5	0	5
Status	ST	2	12	12	1	11
Traffic	T	6	7	8	4	4
Term Parental Rights	TP	2	6	6	4	2
Voluntary Continuing Services Agreement	VA	2	2	2	0	2
Juvenile Total		177	427	428	134	294

Fredericksburg Totals		249	637	638	223	415
------------------------------	--	------------	------------	------------	------------	------------



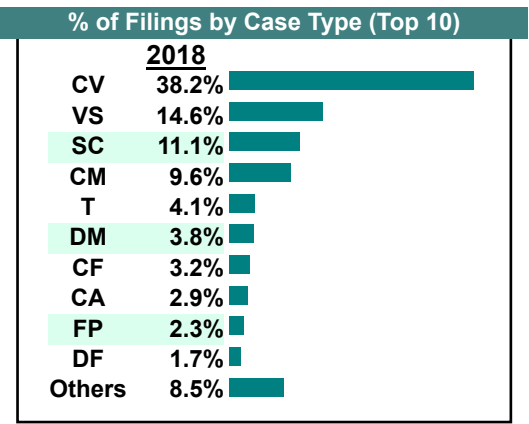
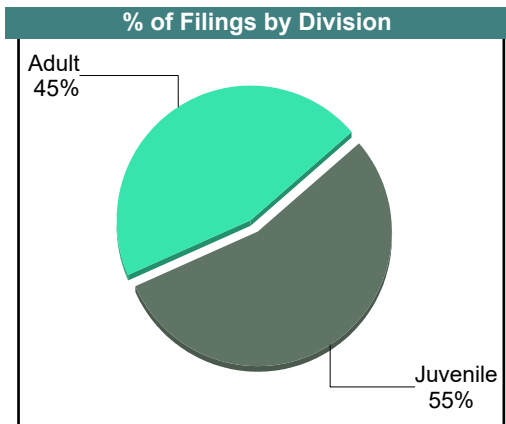
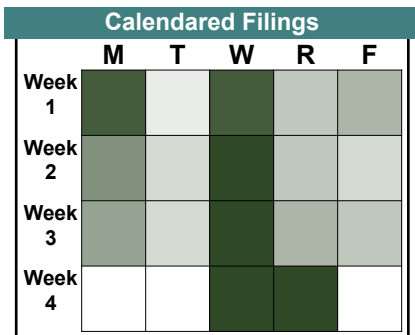
CASELOAD STATISTICS OF THE JUVENILE & DOMESTIC RELATIONS COURTS

Hanover

District: 15

December 2018

		<u>Filings</u>	<u>Hearings</u>	<u>Transactions</u>	<u>Concluded</u>	<u>Cont</u>
<u>Adult</u>						
Non-Family Abuse Prot Order	AP	1	3	3	2	1
Capias	CA	10	28	28	12	16
Felony	CF	11	34	34	9	25
Misdemeanor	CM	33	95	95	33	62
Family Abuse - Prot Order	FP	8	16	16	7	9
Motion - Prot Order	MP	4	5	5	5	-
Other	OT	2	2	2	2	-
Violation of PO	PV	4	4	4	4	-
Remand Support	RS	1	1	1	1	-
Show Cause	SC	31	80	80	32	48
Civil Support	VS	50	85	85	37	48
Adult Total		155	353	353	144	209
<u>Juvenile</u>						
Abuse or Neglect	AN	4	4	4	0	4
Non-Family Abuse Prot Order	AP	0	1	1	1	-
Capias	CA	0	1	1	1	-
Child in Need of Services	CS	2	6	6	1	5
Custody Visitation	CV	131	258	258	101	157
Felony	DF	6	46	46	11	35
Misdemeanor	DM	13	68	68	13	55
Foster Care Review	FC	2	2	2	2	-
Initial Foster Care	IF	1	1	1	1	-
Permanency	PH	1	1	1	1	-
Petition	PT	1	2	2	1	1
Remand Custody	RC	2	2	2	2	-
Remand Visitation	RV	2	2	2	2	-
Show Cause	SC	7	8	8	3	5
Status	ST	2	3	3	0	3
Traffic	T	14	25	26	15	11
Truancy	TR	0	1	1	0	1
Juvenile Total		188	431	432	155	277
Hanover Totals		343	784	785	299	486



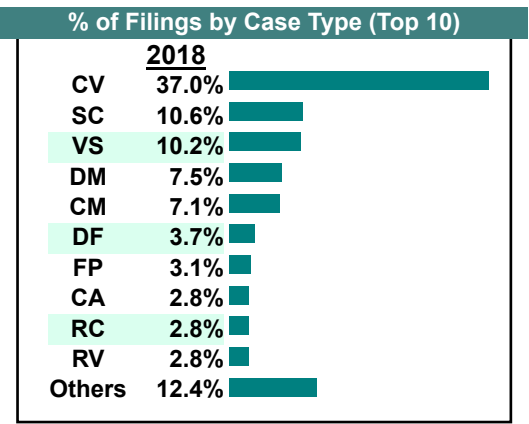
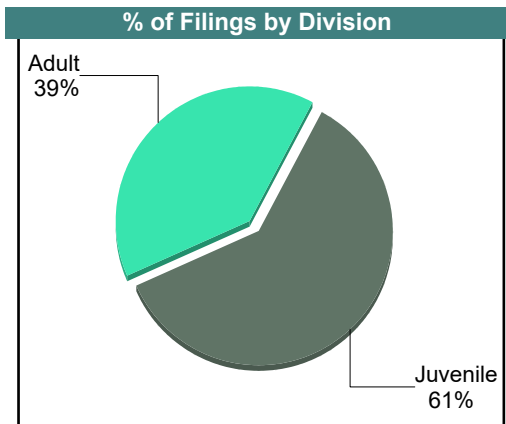

CASELOAD STATISTICS OF THE JUVENILE & DOMESTIC RELATIONS COURTS

Hanover

District: 15

November 2018

		<u>Filings</u>	<u>Hearings</u>	<u>Transactions</u>	<u>Concluded</u>	<u>Cont</u>
<u>Adult</u>						
Non-Family Abuse Prot Order	AP	2	3	3	2	1
Capias	CA	8	30	30	11	19
Felony	CF	6	18	18	7	10
Misdemeanor	CM	23	90	90	54	35
Family Abuse - Prot Order	FP	10	21	21	12	9
Motion - Prot Order	MP	2	2	2	2	-
Other	OT	1	1	1	1	-
Violation of PO	PV	8	8	8	8	-
Remand Support	RS	3	3	3	3	-
Show Cause	SC	31	70	70	34	36
Civil Support	VS	33	65	65	43	19
Adult Total		127	311	311	177	129
<u>Juvenile</u>						
Abuse or Neglect	AN	2	7	7	4	3
Non-Family Abuse Prot Order	AP	0	2	2	1	1
Capias	CA	1	3	3	1	2
Custody Relief	CR	1	1	1	0	1
Child in Need of Services	CS	0	2	2	0	2
Custody Visitation	CV	119	239	239	139	96
Felony	DF	12	26	26	3	23
Misdemeanor	DM	24	83	83	13	70
Permanency	PH	1	1	1	1	-
Petition	PT	0	1	1	1	-
Remand Custody	RC	9	9	9	9	-
Remand Visitation	RV	9	9	9	9	-
Show Cause	SC	3	3	3	1	2
Status	ST	1	5	5	2	3
Traffic	T	9	19	19	9	10
Term Parental Rights	TP	2	2	2	2	-
Truancy	TR	2	2	2	0	2
Juvenile Total		195	414	414	195	215
Hanover Totals		322	725	725	372	344



CASELOAD STATISTICS OF THE JUVENILE & DOMESTIC RELATIONS COURTS

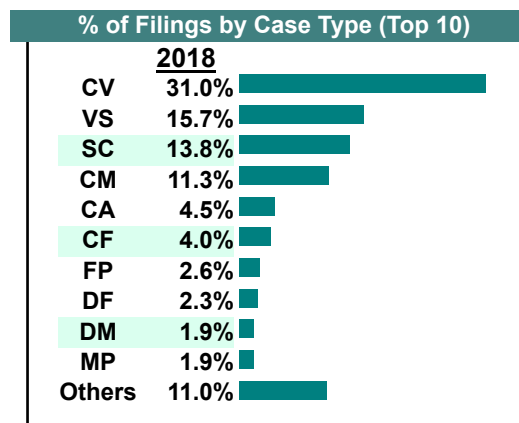
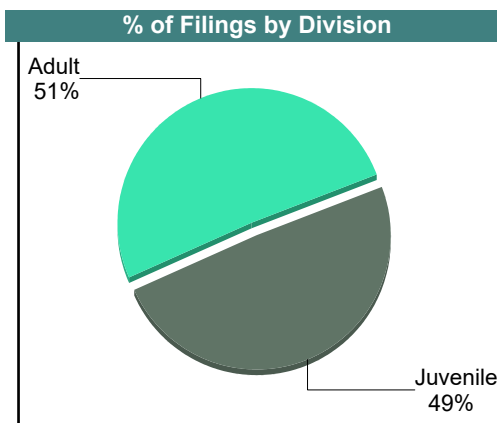

October 2018

Hanover

District: 15

		Filings	Hearings	Transactions	Concluded	Cont
Adult						
Non-Family Abuse Prot Order	AP	1	5	5	3	2
Capias	CA	19	50	50	20	30
Felony	CF	17	42	42	14	28
Misdemeanor	CM	48	100	100	31	69
Family Abuse - Prot Order	FP	11	27	27	13	14
Motion - Prot Order	MP	6	6	6	4	2
Other	OT	1	1	1	1	-
Violation of PO	PV	1	1	1	1	-
Remand Support	RS	4	4	4	4	-
Show Cause	SC	40	104	104	48	56
SL/Other	SL	2	2	2	2	-
Civil Support	VS	67	114	114	69	45
Adult Total		217	456	456	210	246

		Filings	Hearings	Transactions	Concluded	Cont
Juvenile						
Abuse or Neglect	AN	0	3	3	0	3
Non-Family Abuse Prot Order	AP	2	3	3	1	2
Capias	CA	0	3	3	1	2
Child in Need of Services	CS	3	10	10	3	7
Custody Visitation	CV	132	319	319	148	171
Felony	DF	10	44	44	16	28
Misdemeanor	DM	8	85	85	31	54
Foster Care Review	FC	3	3	3	2	1
Initial Foster Care	IF	2	3	3	3	-
Motion - Prot Order	MP	2	2	2	2	-
Permanency	PH	1	1	1	1	-
Petition	PT	4	6	6	4	2
Remand Custody	RC	7	7	7	7	-
Remand Visitation	RV	7	7	7	7	-
Show Cause	SC	19	24	24	11	13
Status	ST	1	5	5	1	4
Traffic	T	7	21	21	13	8
Truancy	TR	0	2	2	0	2
Voluntary Continuing Services Agreement	VA	1	1	1	1	-
Juvenile Total		209	549	549	252	297
Hanover Totals		426	1,005	1,005	462	543



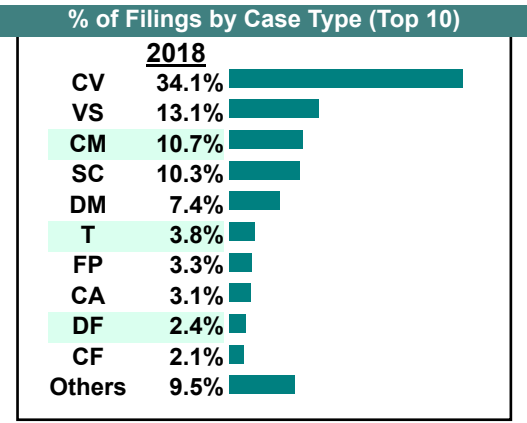
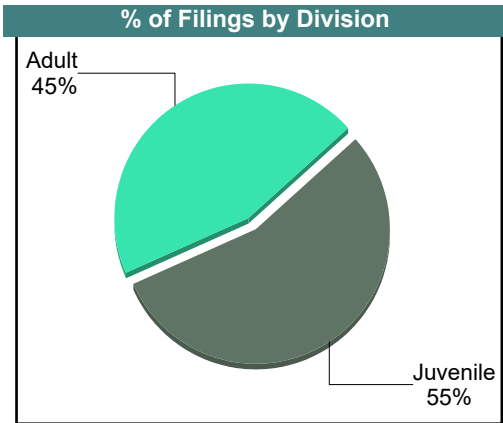
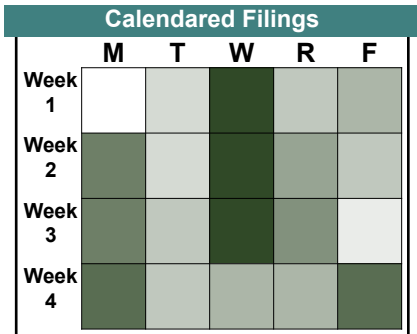
CASELOAD STATISTICS OF THE JUVENILE & DOMESTIC RELATIONS COURTS

September 2018

Hanover

District: 15

		<u>Filings</u>	<u>Hearings</u>	<u>Transactions</u>	<u>Concluded</u>	<u>Cont</u>
<u>Adult</u>						
Non-Family Abuse Prot Order	AP	5	11	11	4	7
Capias	CA	11	43	43	17	26
Felony	CF	9	28	28	11	17
Misdemeanor	CM	45	112	112	36	76
Family Abuse - Prot Order	FP	14	35	35	19	16
Motion - Prot Order	MP	6	7	7	7	-
Violation Fam Abuse PO	PS	1	1	1	1	-
Violation of PO	PV	1	1	1	1	-
Remand Support	RS	2	2	2	2	-
Show Cause	SC	38	104	104	50	54
SL/Other	SL	1	1	1	0	1
Civil Support	VS	55	103	103	60	43
Adult Total		188	448	448	208	240
<u>Juvenile</u>						
Abuse or Neglect	AN	1	6	6	0	6
Non-Family Abuse Prot Order	AP	2	4	4	2	2
Capias	CA	2	3	3	1	2
Child in Need of Services	CS	1	2	2	1	1
Custody Visitation	CV	143	334	334	176	158
Felony	DF	10	28	28	1	27
Misdemeanor	DM	31	81	81	15	66
Foster Care Review	FC	1	1	1	1	-
Initial Foster Care	IF	1	1	1	0	1
Permanency	PH	1	1	1	0	1
Petition	PT	1	1	1	0	1
Remand Custody	RC	4	4	4	4	-
Child at Risk	RI	1	1	1	0	1
Remand Visitation	RV	4	4	4	4	-
Show Cause	SC	5	6	6	5	1
Status	ST	3	7	7	4	3
Traffic	T	16	20	21	5	16
Term Parental Rights	TP	1	1	1	1	-
Truancy	TR	2	3	3	0	3
Voluntary Continuing Services Agreement	VA	1	1	1	1	-
Juvenile Total		231	509	510	221	289
Hanover Totals		419	957	958	429	529



CASELOAD STATISTICS OF THE JUVENILE & DOMESTIC RELATIONS COURTS

Hanover

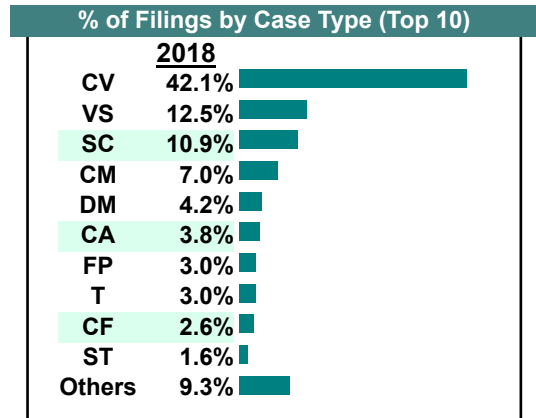
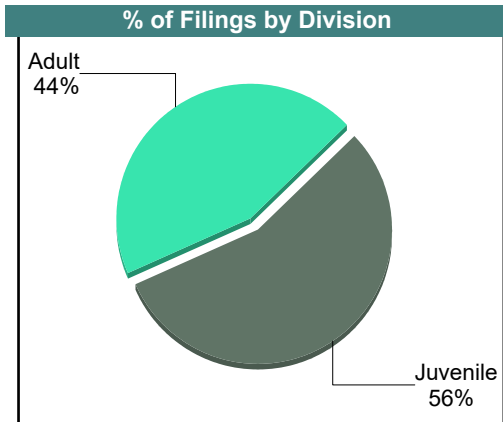

District: 15

August 2018

		<u>Filings</u>	<u>Hearings</u>	<u>Transactions</u>	<u>Concluded</u>	<u>Cont</u>
<u>Adult</u>						
Non-Family Abuse Prot Order	AP	3	8	8	2	6
Capias	CA	19	49	49	24	25
Felony	CF	13	24	24	10	14
Misdemeanor	CM	35	100	100	39	61
Family Abuse - Prot Order	FP	15	35	35	13	22
Motion - Prot Order	MP	7	7	7	6	1
Other	OT	1	1	1	1	-
Violation of PO	PV	4	4	4	4	-
Remand Support	RS	7	7	7	7	-
Show Cause	SC	54	106	106	47	58
SL/Other	SL	1	1	1	1	-
Civil Support	VS	62	119	119	66	53
Adult Total		221	461	461	220	240

<u>Juvenile</u>						
Abuse or Neglect	AN	3	5	5	2	3
Child in Need of Services	CS	2	6	6	2	4
Custody Visitation	CV	209	410	410	185	225
Felony	DF	5	21	21	4	17
Misdemeanor	DM	21	74	74	16	58
Foster Care Review	FC	2	2	2	2	-
Initial Foster Care	IF	1	1	1	1	-
Permanency	PH	3	3	3	3	-
Petition	PT	2	3	3	1	2
Remand Custody	RC	2	2	2	2	-
Child at Risk	RI	1	1	1	1	-
Remand Visitation	RV	2	2	2	2	-
Show Cause	SC	0	5	5	4	1
Status	ST	8	13	13	3	10
Traffic	T	15	24	25	14	11
Truancy	TR	0	1	1	1	-
Juvenile Total		276	573	574	243	331

Hanover Totals		497	1,034	1,035	463	571
-----------------------	--	------------	--------------	--------------	------------	------------



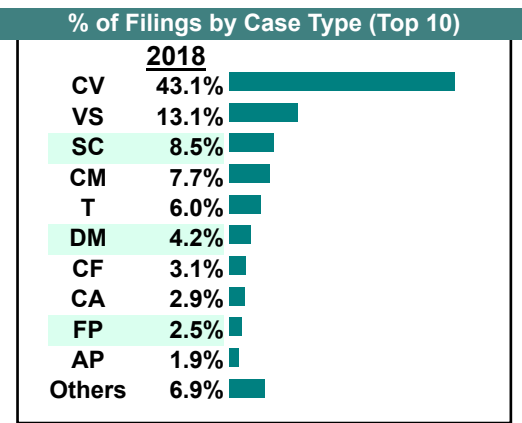
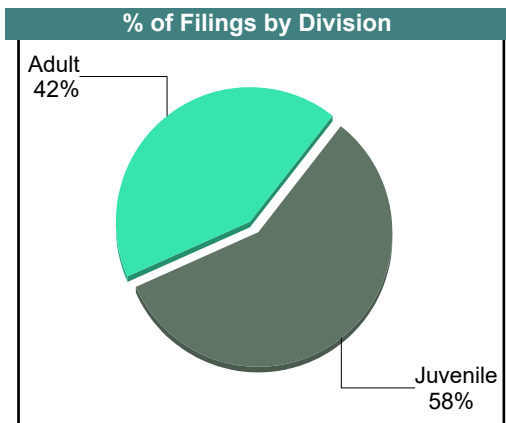

CASELOAD STATISTICS OF THE JUVENILE & DOMESTIC RELATIONS COURTS

July 2018

Hanover

District: 15

		Filings	Hearings	Transactions	Concluded	Cont
Adult						
Non-Family Abuse Prot Order	AP	9	15	15	7	8
Capias	CA	13	35	35	7	28
Felony	CF	15	38	38	16	22
Misdemeanor	CM	37	111	111	38	73
Family Abuse - Prot Order	FP	12	33	33	18	15
Motion - Prot Order	MP	7	7	7	7	-
Violation of PO	PV	6	6	6	6	-
Remand Support	RS	3	3	3	3	-
Show Cause	SC	37	100	100	37	63
Civil Support	VS	63	109	109	49	60
Adult Total		202	457	457	188	269
Juvenile						
Abuse or Neglect	AN	0	2	2	0	2
Capias	CA	1	4	4	1	3
Custody Relief	CR	0	1	1	1	-
Child in Need of Services	CS	0	2	2	0	2
Custody Visitation	CV	207	427	427	163	264
Felony	DF	4	12	12	0	12
Misdemeanor	DM	20	81	81	21	60
Foster Care Review	FC	2	2	2	2	-
Petition	PT	1	1	1	1	-
Remand Custody	RC	4	4	4	4	-
Remand Visitation	RV	4	4	4	4	-
Show Cause	SC	4	5	5	1	4
Status	ST	2	5	5	5	-
Traffic	T	29	36	38	24	14
Truancy	TR	0	1	1	0	1
Juvenile Total		278	587	589	227	362
Hanover Totals		480	1,044	1,046	415	631



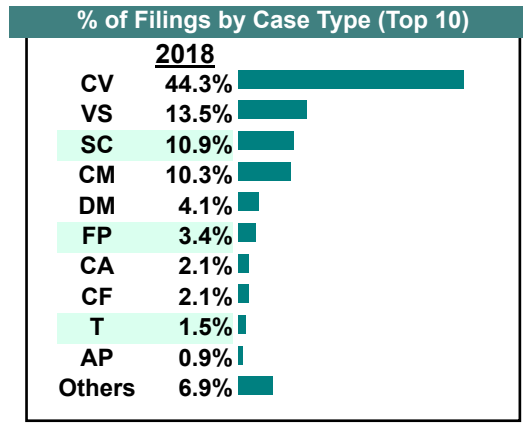
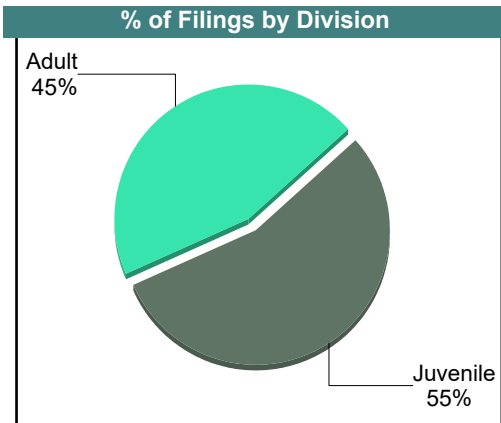

CASELOAD STATISTICS OF THE JUVENILE & DOMESTIC RELATIONS COURTS

June 2018

Hanover

District: 15

		<u>Filings</u>	<u>Hearings</u>	<u>Transactions</u>	<u>Concluded</u>	<u>Cont</u>
<u>Adult</u>						
Non-Family Abuse Prot Order	AP	4	7	7	3	4
Capias	CA	10	43	43	18	25
Felony	CF	10	22	22	9	13
Misdemeanor	CM	48	98	98	30	68
Family Abuse - Prot Order	FP	16	38	38	16	22
Motion - Prot Order	MP	4	5	5	5	-
Other	OT	1	1	1	1	-
Violation of PO	PV	3	3	3	3	-
Remand Support	RS	4	4	4	4	-
Show Cause	SC	47	97	97	43	54
Civil Support	VS	63	119	119	62	57
Adult Total		210	437	437	194	243
<u>Juvenile</u>						
Abuse or Neglect	AN	2	7	7	3	4
Non-Family Abuse Prot Order	AP	0	1	1	0	1
Capias	CA	0	2	2	1	1
Custody Relief	CR	1	2	2	1	1
Child in Need of Services	CS	0	2	2	1	1
Custody Visitation	CV	207	351	351	147	204
Felony	DF	3	30	30	10	20
Misdemeanor	DM	19	74	74	19	55
Initial Foster Care	IF	3	3	3	3	-
Permanency	PH	1	1	1	1	-
Petition	PT	1	1	1	0	1
Remand Custody	RC	3	4	4	4	-
Remand Visitation	RV	3	4	4	4	-
Show Cause	SC	4	11	11	6	5
Status	ST	0	3	3	1	2
Traffic	T	7	22	24	20	4
Truancy	TR	2	5	5	2	3
Voluntary Continuing Services Agreement	VA	1	1	1	1	-
Juvenile Total		257	524	526	224	302
Hanover Totals		467	961	963	418	545



CASELOAD STATISTICS OF THE JUVENILE & DOMESTIC RELATIONS COURTS

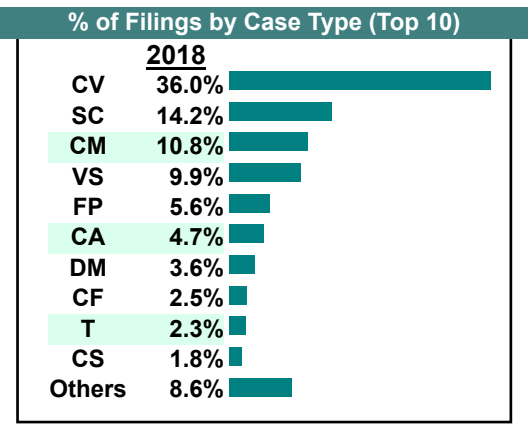
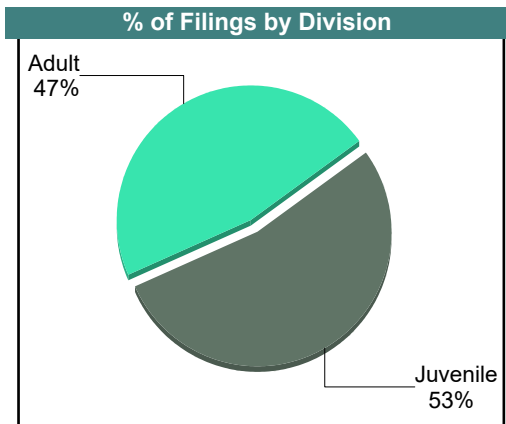

May 2018

Hanover

District: 15

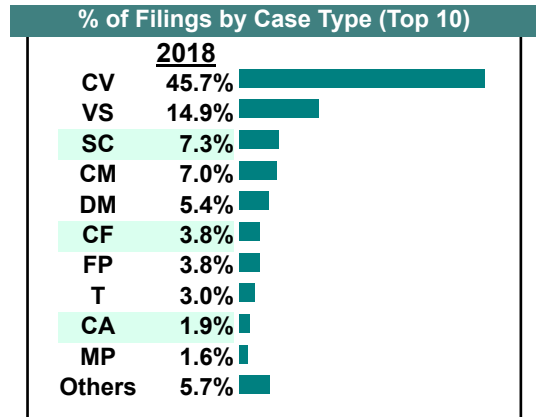
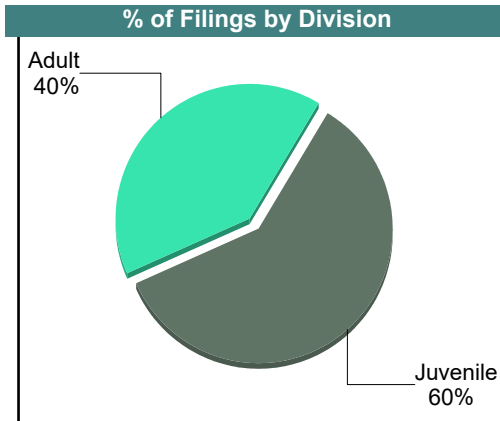
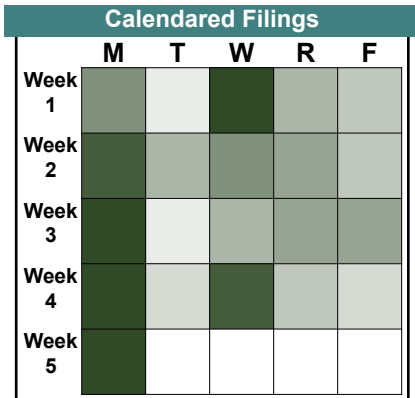
		<u>Filings</u>	<u>Hearings</u>	<u>Transactions</u>	<u>Concluded</u>	<u>Cont</u>
Adult						
Non-Family Abuse Prot Order	AP	1	1	1	0	1
Capias	CA	21	64	64	29	35
Felony	CF	11	37	37	16	21
Misdemeanor	CM	48	111	111	38	73
Family Abuse - Prot Order	FP	25	46	46	20	26
Motion - Prot Order	MP	6	6	6	5	1
Other	OT	0	2	2	2	-
Protective Order	PC	1	1	1	1	-
Violation of PO	PV	1	1	1	1	-
Remand Support	RS	5	5	5	5	-
Show Cause	SC	44	106	106	49	57
Civil Support	VS	44	102	102	54	47
Adult Total		207	482	482	220	261

Juvenile						
Abuse or Neglect	AN	0	1	1	0	1
Non-Family Abuse Prot Order	AP	1	2	2	1	1
Capias	CA	0	2	2	2	-
Custody Relief	CR	1	1	1	0	1
Child in Need of Services	CS	8	10	10	1	9
Custody Visitation	CV	160	332	332	187	145
Felony	DF	6	26	26	4	22
Misdemeanor	DM	16	70	70	13	57
Motion - Prot Order	MP	1	1	1	1	-
Petition	PT	0	1	1	1	-
Remand Custody	RC	2	2	2	2	-
Remand Visitation	RV	2	2	2	2	-
Show Cause	SC	19	21	21	10	11
Status	ST	7	12	12	4	8
Traffic	T	10	20	21	10	9
Truancy	TR	4	6	6	3	3
Juvenile Total		237	509	510	241	267
Hanover Totals		444	991	992	461	528



April 2018

		<u>Filings</u>	<u>Hearings</u>	<u>Transactions</u>	<u>Concluded</u>	<u>Cont</u>
Adult						
Non-Family Abuse Prot Order	AP	0	1	1	1	-
Capias	CA	6	31	31	13	18
Felony	CF	14	30	30	10	20
Misdemeanor	CM	26	81	81	36	45
Family Abuse - Prot Order	FP	14	30	30	14	16
Motion - Prot Order	MP	6	6	6	6	-
Violation of PO	PV	2	2	2	2	-
Remand Support	RS	1	1	1	1	-
Show Cause	SC	25	88	88	39	49
Civil Support	VS	55	90	90	45	45
Adult Total		149	360	360	167	193
Juvenile						
Abuse or Neglect	AN	1	3	3	1	2
Non-Family Abuse Prot Order	AP	1	1	1	0	1
Capias	CA	1	4	4	2	2
Child in Need of Services	CS	0	3	3	1	2
Custody Visitation	CV	169	321	321	165	156
Felony	DF	4	32	32	9	23
Misdemeanor	DM	20	83	83	13	70
Foster Care Review	FC	4	4	4	4	-
Initial Foster Care	IF	1	1	1	1	-
Remand Custody	RC	1	1	1	1	-
Remand Visitation	RV	1	1	1	1	-
Show Cause	SC	2	11	11	7	4
Status	ST	2	11	11	3	8
Traffic	T	11	34	34	23	11
Truancy	TR	2	4	4	1	3
Voluntary Continuing Services Agreement	VA	1	1	1	1	-
Juvenile Total		221	515	515	233	282
Hanover Totals		370	875	875	400	475



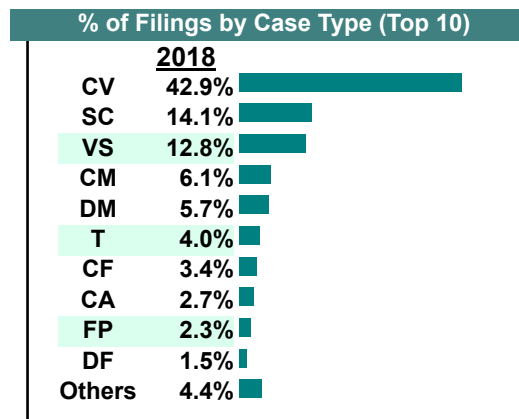
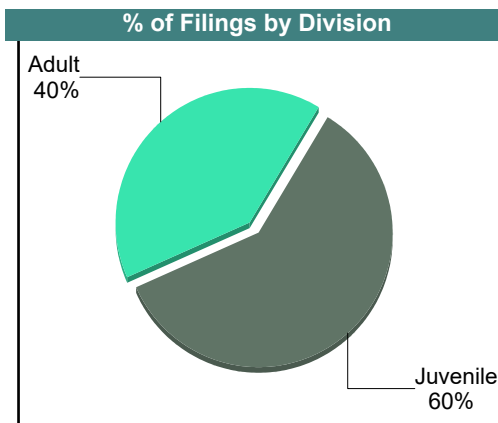

CASELOAD STATISTICS OF THE JUVENILE & DOMESTIC RELATIONS COURTS

March 2018

Hanover

District: 15

		<u>Filings</u>	<u>Hearings</u>	<u>Transactions</u>	<u>Concluded</u>	<u>Cont</u>
<u>Adult</u>						
Non-Family Abuse Prot Order	AP	1	5	5	3	2
Capias	CA	11	51	51	19	32
Felony	CF	16	32	32	8	24
Misdemeanor	CM	29	92	92	43	49
Family Abuse - Prot Order	FP	11	22	22	11	11
Motion - Prot Order	MP	4	4	4	4	-
Other	OT	1	1	1	1	-
Violation of PO	PV	2	2	2	2	-
Remand Support	RS	1	1	1	1	-
Show Cause	SC	53	118	118	41	77
SL/Other	SL	1	1	1	1	-
Civil Support	VS	61	119	119	60	59
Adult Total		191	448	448	194	254
<u>Juvenile</u>						
Abuse or Neglect	AN	0	3	3	0	3
Non-Family Abuse Prot Order	AP	2	3	3	3	-
Capias	CA	2	6	6	1	5
Child in Need of Services	CS	1	3	3	1	2
Custody Visitation	CV	204	385	385	181	204
Felony	DF	7	52	52	7	45
Misdemeanor	DM	27	99	99	25	74
Petition	PT	1	2	2	1	1
Remand Custody	RC	1	1	1	1	-
Remand Visitation	RV	1	1	1	1	-
Show Cause	SC	14	28	28	8	20
Status	ST	5	10	10	3	7
Traffic	T	19	29	31	13	18
Truancy	TR	0	2	2	0	2
Juvenile Total		284	624	626	245	381
Hanover Totals		475	1,072	1,074	439	635



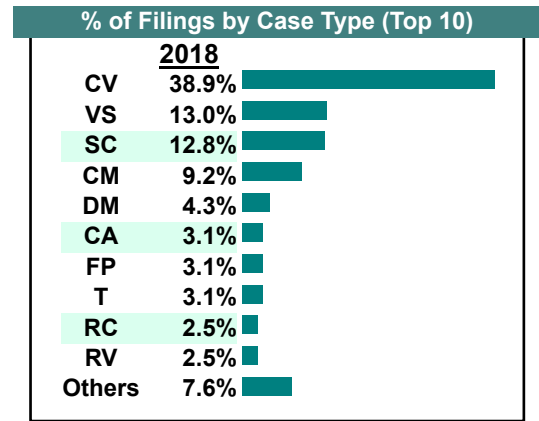
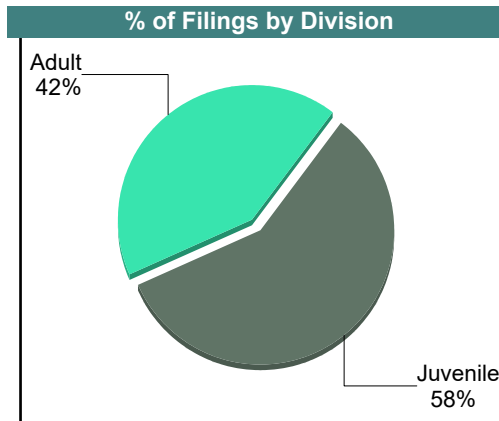

CASELOAD STATISTICS OF THE JUVENILE & DOMESTIC RELATIONS COURTS

February 2018

Hanover

District: 15

		<u>Filings</u>	<u>Hearings</u>	<u>Transactions</u>	<u>Concluded</u>	<u>Cont</u>
<u>Adult</u>						
Non-Family Abuse Prot Order	AP	1	3	3	0	3
Capias	CA	13	43	43	16	27
Felony	CF	10	36	36	23	13
Misdemeanor	CM	41	120	120	42	78
Family Abuse - Prot Order	FP	14	37	37	15	22
Motion - Prot Order	MP	2	2	2	2	-
Other	OT	2	2	2	0	2
Violation of PO	PV	2	2	2	2	-
Remand Support	RS	6	6	6	6	-
Show Cause	SC	38	107	107	53	54
Civil Support	VS	58	91	91	50	41
Adult Total		187	449	449	209	240
<u>Juvenile</u>						
Abuse or Neglect	AN	0	2	2	0	2
Non-Family Abuse Prot Order	AP	0	2	2	1	1
Capias	CA	1	6	6	1	5
Child in Need of Services	CS	0	4	4	0	4
Custody Visitation	CV	174	291	291	158	133
Felony	DF	5	38	38	15	23
Misdemeanor	DM	19	88	88	22	66
Permanency	PH	2	2	2	2	-
Remand Custody	RC	11	11	11	11	-
Remand Visitation	RV	11	11	11	11	-
Show Cause	SC	19	30	30	13	17
Status	ST	4	6	6	1	5
Traffic	T	14	23	24	10	14
Truancy	TR	0	4	4	1	3
Juvenile Total		260	518	519	246	273
Hanover Totals		447	967	968	455	513



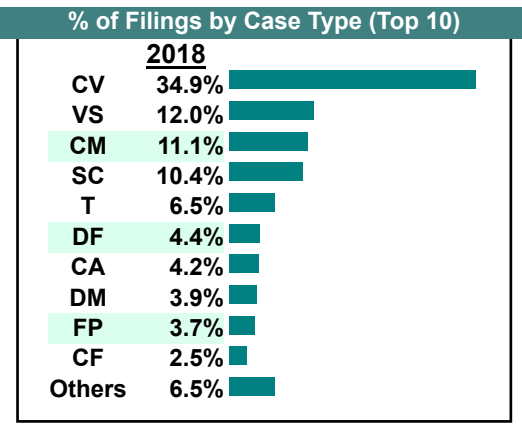
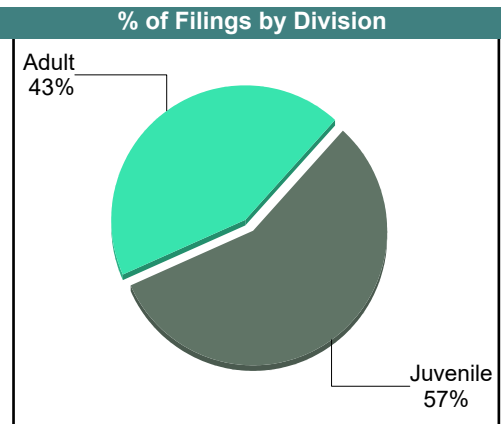

CASELOAD STATISTICS OF THE JUVENILE & DOMESTIC RELATIONS COURTS

January 2018

Hanover

District: 15

		<u>Filings</u>	<u>Hearings</u>	<u>Transactions</u>	<u>Concluded</u>	<u>Cont</u>
<u>Adult</u>						
Non-Family Abuse Prot Order	AP	0	1	1	0	1
Capias	CA	17	53	53	18	35
Felony	CF	11	41	41	9	32
Misdemeanor	CM	48	97	97	33	64
Family Abuse - Prot Order	FP	16	35	35	17	18
Motion - Prot Order	MP	4	4	4	4	-
Other	OT	0	2	2	2	-
Violation of PO	PV	2	2	2	2	-
Remand Support	RS	1	1	1	1	-
Show Cause	SC	37	116	116	60	54
Civil Support	VS	52	103	103	58	44
Adult Total		188	455	455	204	248
<u>Juvenile</u>						
Abuse or Neglect	AN	3	3	3	1	2
Non-Family Abuse Prot Order	AP	2	2	2	0	2
Capias	CA	1	4	4	3	1
Child in Need of Services	CS	1	4	4	1	3
Custody Visitation	CV	151	326	326	176	140
Felony	DF	19	64	64	14	50
Misdemeanor	DM	17	88	88	17	71
Foster Care Review	FC	1	1	1	1	-
Initial Foster Care	IF	1	1	1	1	-
Petition	PT	0	2	2	1	1
Remand Custody	RC	1	1	1	1	-
Remand Visitation	RV	1	1	1	1	-
Show Cause	SC	8	17	17	8	9
Status	ST	11	15	15	1	14
Traffic	T	28	36	39	16	23
Truancy	TR	0	4	4	1	3
Juvenile Total		245	569	572	243	319
Hanover Totals		433	1,024	1,027	447	567



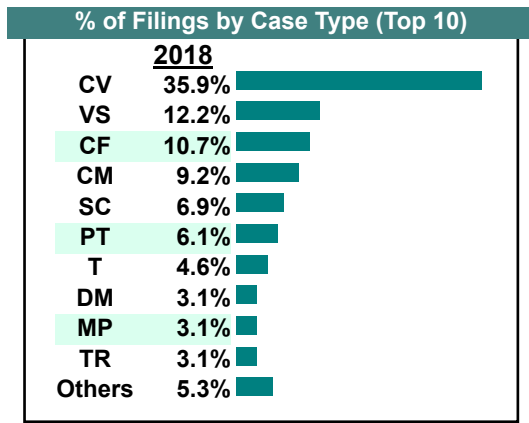
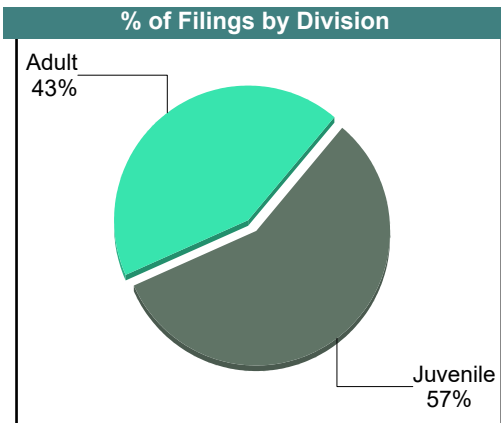
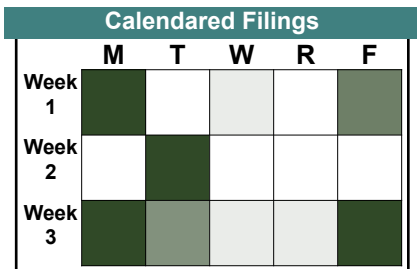
CASELOAD STATISTICS OF THE JUVENILE & DOMESTIC RELATIONS COURTS

King George

District: 15

December 2018

		<u>Filings</u>	<u>Hearings</u>	<u>Transactions</u>	<u>Concluded</u>	<u>Cont</u>
Adult						
Non-Family Abuse Prot Order	AP	1	3	3	0	3
Capias	CA	1	9	9	5	4
Felony	CF	14	21	21	11	10
Misdemeanor	CM	12	46	46	27	19
Family Abuse - Prot Order	FP	2	6	6	4	2
Violation of PO	PV	1	1	1	1	-
Show Cause	SC	9	21	21	16	4
SL/Other	SL	0	1	1	1	-
Civil Support	VS	16	29	29	16	13
Adult Total		56	137	137	81	55
Juvenile						
Non-Family Abuse Prot Order	AP	0	1	1	0	1
Child in Need of Services	CS	1	9	9	2	7
Custody Visitation	CV	47	86	86	57	29
Felony	DF	0	7	7	3	4
Misdemeanor	DM	4	17	17	8	9
Foster Care Review	FC	1	1	1	1	-
Motion - Prot Order	MP	4	4	4	0	4
Petition	PT	8	17	17	8	9
Show Cause	SC	0	1	1	1	-
Traffic	T	6	7	7	1	6
Truancy	TR	4	5	5	0	5
Juvenile Total		75	155	155	81	74
King George Totals		131	292	292	162	129



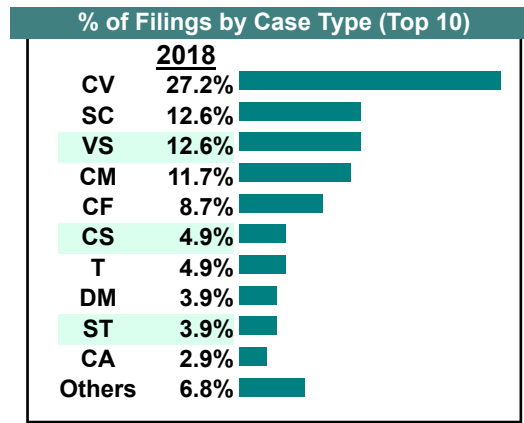
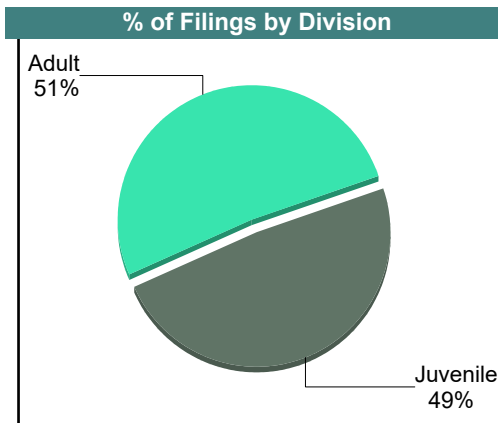

CASELOAD STATISTICS OF THE JUVENILE & DOMESTIC RELATIONS COURTS

King George

District: 15

November 2018

		Filings	Hearings	Transactions	Concluded	Cont
Adult						
Non-Family Abuse Prot Order	AP	0	2	2	1	1
Capias	CA	3	6	6	1	5
Felony	CF	9	20	20	10	10
Misdemeanor	CM	12	36	36	6	30
Family Abuse - Prot Order	FP	1	4	4	0	4
Show Cause	SC	12	38	38	17	20
SL/Other	SL	3	3	3	2	1
Civil Support	VS	13	32	32	13	19
Adult Total		53	141	141	50	90
Juvenile						
Non-Family Abuse Prot Order	AP	0	1	1	0	1
Child in Need of Services	CS	5	5	5	0	5
Custody Visitation	CV	28	104	104	54	50
Felony	DF	1	15	15	0	15
Misdemeanor	DM	4	38	38	7	31
Foster Care Review	FC	2	2	2	2	-
Petition	PT	0	2	2	2	-
Show Cause	SC	1	2	2	0	2
Status	ST	4	7	7	6	1
Traffic	T	5	22	22	3	19
Truancy	TR	0	1	1	0	1
Juvenile Total		50	199	199	74	125
King George Totals		103	340	340	124	215



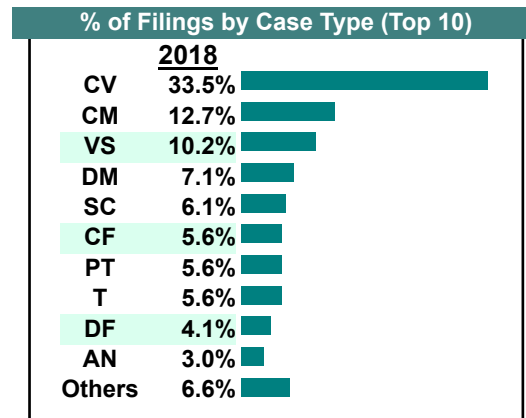
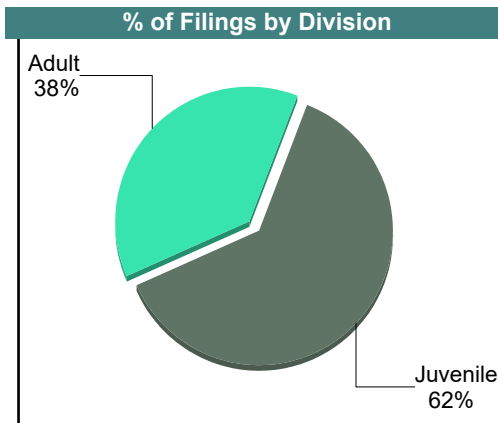

CASELOAD STATISTICS OF THE JUVENILE & DOMESTIC RELATIONS COURTS

October 2018

King George

District: 15

		<u>Filings</u>	<u>Hearings</u>	<u>Transactions</u>	<u>Concluded</u>	<u>Cont</u>
Adult						
Bond Forfeiture	BF	0	1	1	1	-
Capias	CA	2	9	9	2	7
Felony	CF	11	13	13	8	5
Misdemeanor	CM	25	32	32	19	13
Family Abuse - Prot Order	FP	3	11	11	5	6
Violation of PO	PV	1	1	1	1	-
Show Cause	SC	12	39	39	11	28
Civil Support	VS	20	54	54	19	35
Adult Total		74	160	160	66	94
Juvenile						
Abuse or Neglect	AN	6	6	6	0	6
Non-Family Abuse Prot Order	AP	2	2	2	1	1
Child in Need of Services	CS	4	7	7	2	5
Custody Visitation	CV	66	203	203	62	141
Felony	DF	8	10	10	2	8
Misdemeanor	DM	14	26	26	8	18
Foster Care Review	FC	1	1	1	1	-
Petition	PT	11	22	22	10	12
Status	ST	0	1	1	0	1
Traffic	T	11	15	15	7	8
Truancy	TR	0	4	4	2	2
Juvenile Total		123	297	297	95	202
King George Totals		197	457	457	161	296



CASELOAD STATISTICS OF THE JUVENILE & DOMESTIC RELATIONS COURTS

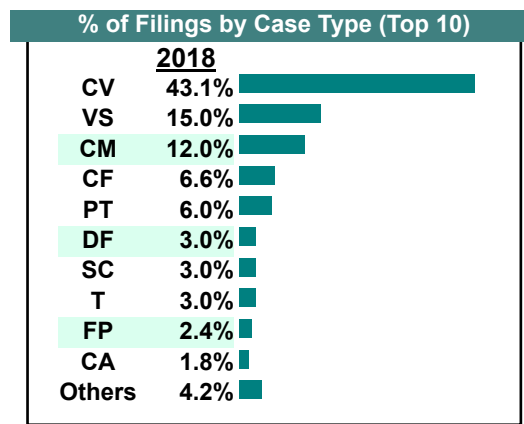
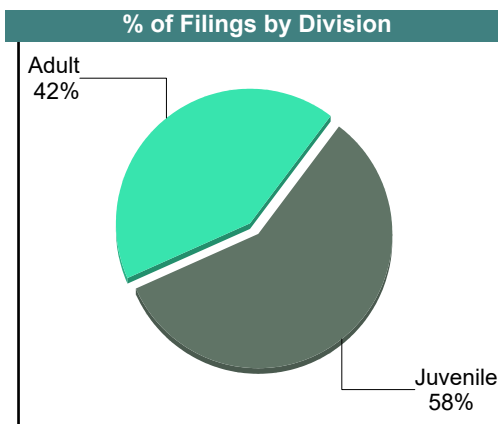
September 2018

King George

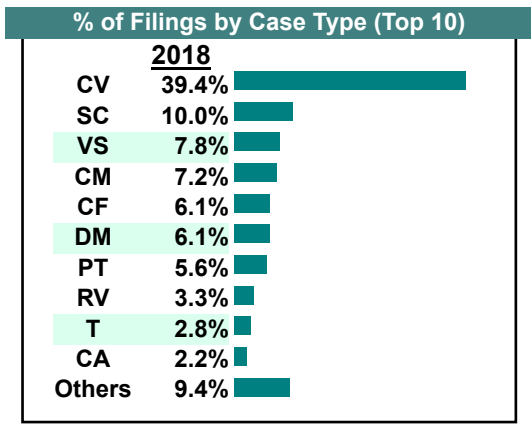
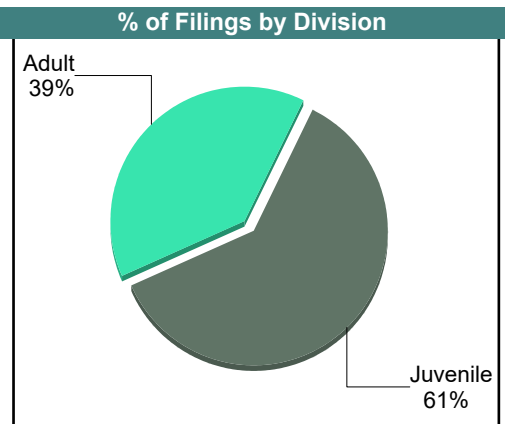

District: 15

		<u>Filings</u>	<u>Hearings</u>	<u>Transactions</u>	<u>Concluded</u>	<u>Cont</u>
Adult						
Non-Family Abuse Prot Order	AP	1	5	5	1	4
Capias	CA	3	5	5	2	3
Felony	CF	11	21	21	10	11
Misdemeanor	CM	20	36	36	12	24
Family Abuse - Prot Order	FP	4	6	6	2	4
Show Cause	SC	4	33	33	9	24
SL/Other	SL	2	2	2	2	-
Civil Support	VS	25	39	39	18	21
Adult Total		70	147	147	56	91
Juvenile						
Custody Relief	CR	1	1	1	1	-
Child in Need of Services	CS	0	3	3	2	1
Custody Visitation	CV	72	157	157	64	93
Felony	DF	5	6	6	1	5
Misdemeanor	DM	3	16	16	13	3
Petition	PT	10	17	17	9	8
Show Cause	SC	1	2	2	1	1
Status	ST	0	2	2	1	1
Traffic	T	5	6	6	3	3
Juvenile Total		97	210	210	95	115
King George Totals		167	357	357	151	206

Calendared Filings					
	M	T	W	R	F
Week 1					
Week 2					
Week 3					
Week 4					



		Filings	Hearings	Transactions	Concluded	Cont
Adult						
Non-Family Abuse Prot Order	AP	3	9	9	4	5
Capias	CA	4	7	7	2	5
Felony	CF	11	24	24	10	14
Misdemeanor	CM	13	33	33	17	16
Family Abuse - Prot Order	FP	2	6	6	3	3
Motion - Prot Order	MP	1	1	1	1	-
Remand Support	RS	3	3	3	3	-
Show Cause	SC	18	55	55	22	33
SL/Other	SL	1	1	1	1	-
Civil Support	VS	14	39	39	23	16
Adult Total		70	178	178	86	92
Juvenile						
Child in Need of Services	CS	0	1	1	1	-
Custody Visitation	CV	71	162	162	58	104
Felony	DF	1	8	8	1	7
Misdemeanor	DM	11	28	28	2	26
Initial Foster Care	IF	2	2	2	2	-
Petition	PT	10	17	17	11	6
Remand Custody	RC	4	4	4	4	-
Remand Visitation	RV	6	6	6	6	-
Show Cause	SC	0	2	2	0	2
Status	ST	0	2	2	0	2
Traffic	T	5	11	11	4	7
Truancy	TR	0	2	2	0	2
Juvenile Total		110	245	245	89	156
King George Totals		180	423	423	175	248



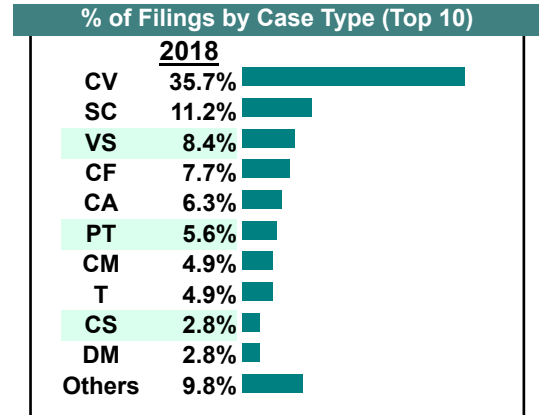
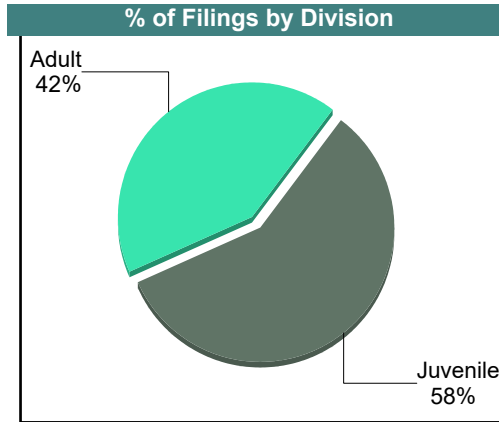
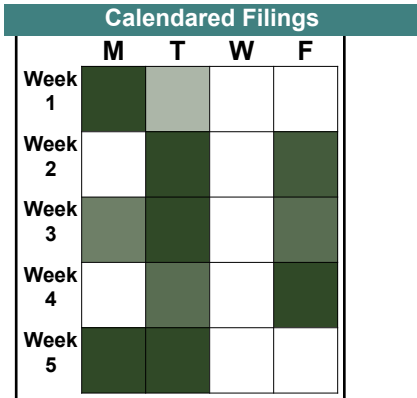
CASELOAD STATISTICS OF THE JUVENILE & DOMESTIC RELATIONS COURTS

King George

District: 15

July 2018

		Filings	Hearings	Transactions	Concluded	Cont
Adult						
Non-Family Abuse Prot Order	AP	3	4	4	2	2
Capias	CA	9	16	16	7	9
Felony	CF	11	20	20	14	6
Misdemeanor	CM	7	34	34	19	15
Family Abuse - Prot Order	FP	3	8	8	4	4
Motion - Prot Order	MP	0	1	1	1	-
Remand Support	RS	1	1	1	1	-
Show Cause	SC	14	46	46	7	39
Civil Support	VS	12	21	21	8	13
Adult Total		60	151	151	63	88
Juvenile						
Abuse or Neglect	AN	0	2	2	1	1
Child in Need of Services	CS	4	7	7	2	5
Custody Visitation	CV	51	106	106	42	64
Felony	DF	2	9	9	5	4
Misdemeanor	DM	4	34	34	11	23
Petition	PT	8	9	9	3	6
Remand Custody	RC	2	2	2	2	-
Remand Visitation	RV	2	2	2	2	-
Show Cause	SC	2	9	9	3	6
Status	ST	0	3	3	1	2
Traffic	T	7	7	7	5	2
Truancy	TR	1	5	5	2	3
Juvenile Total		83	195	195	79	116
King George Totals		143	346	346	142	204



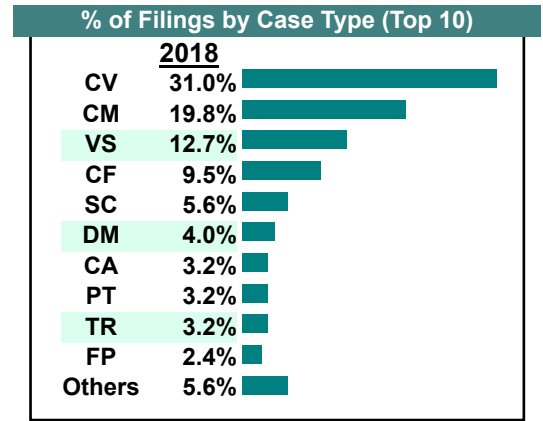
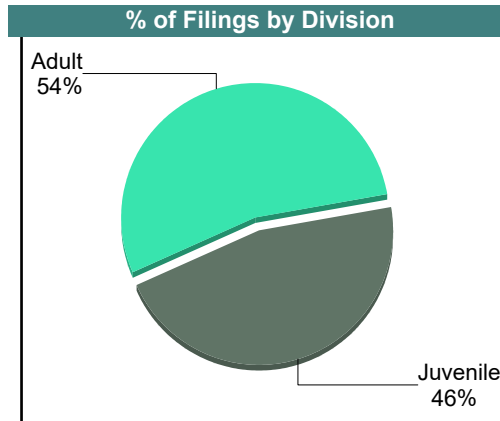

CASELOAD STATISTICS OF THE JUVENILE & DOMESTIC RELATIONS COURTS

King George

District: 15

June 2018

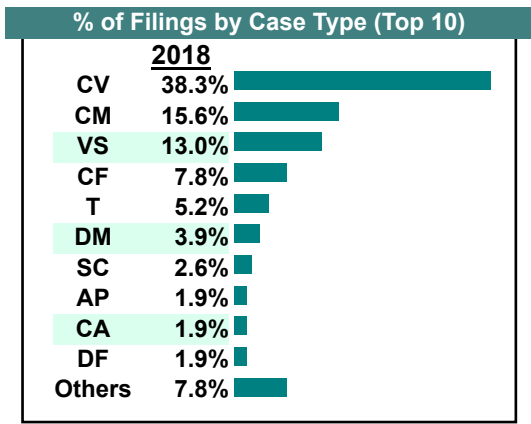
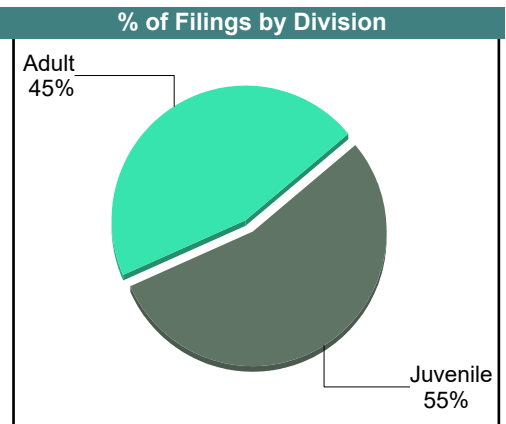

		<u>Filings</u>	<u>Hearings</u>	<u>Transactions</u>	<u>Concluded</u>	<u>Cont</u>
Adult						
Non-Family Abuse Prot Order	AP	1	7	7	3	4
Capias	CA	4	5	5	3	2
Felony	CF	12	20	20	7	13
Misdemeanor	CM	25	50	50	21	29
Family Abuse - Prot Order	FP	3	6	6	3	3
Motion - Prot Order	MP	1	1	1	1	-
Show Cause	SC	5	36	36	7	29
SL/Other	SL	1	1	1	1	-
Civil Support	VS	16	36	36	15	21
Adult Total		68	162	162	61	101
Juvenile						
Abuse or Neglect	AN	1	5	5	2	3
Child in Need of Services	CS	1	3	3	0	3
Custody Visitation	CV	39	138	138	60	78
Felony	DF	1	8	8	5	3
Misdemeanor	DM	5	36	36	14	22
Petition	PT	4	18	18	8	10
Show Cause	SC	2	5	5	0	5
Status	ST	1	5	5	2	3
Traffic	T	0	4	4	4	-
Truancy	TR	4	7	7	1	6
Juvenile Total		58	229	229	96	133
King George Totals		126	391	391	157	234



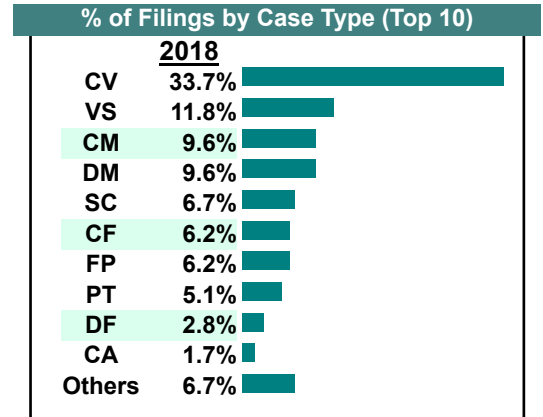
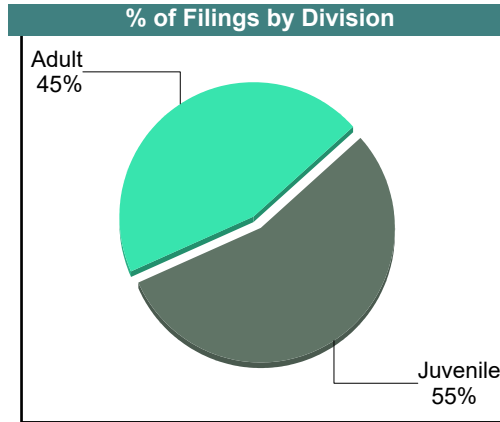
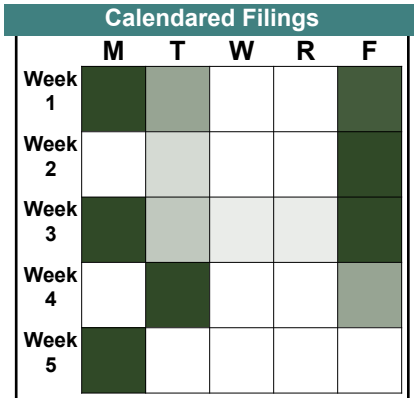
		Filings	Hearings	Transactions	Concluded	Cont
Adult						
Non-Family Abuse Prot Order	AP	3	7	7	0	7
Bond Forfeiture	BF	0	2	2	0	2
Capias	CA	3	6	6	5	1
Felony	CF	12	19	19	9	10
Misdemeanor	CM	24	42	42	14	28
Family Abuse - Prot Order	FP	2	6	6	1	5
Motion - Prot Order	MP	1	2	2	0	2
Protective Order	PC	0	1	1	1	-
Show Cause	SC	4	31	31	10	21
SL/Other	SL	1	1	1	1	-
Civil Support	VS	20	35	35	20	15
Adult Total		70	152	152	61	91

Juvenile						
Abuse or Neglect	AN	2	4	4	0	4
Custody Relief	CR	0	2	2	2	-
Child in Need of Services	CS	1	2	2	0	2
Custody Visitation	CV	59	138	138	40	98
Felony	DF	3	14	14	3	11
Misdemeanor	DM	6	23	23	6	17
Initial Foster Care	IF	2	2	2	2	-
Petition	PT	3	4	4	2	2
Show Cause	SC	0	2	2	0	2
Status	ST	0	2	2	0	2
Traffic	T	8	10	10	5	5
Juvenile Total		84	203	203	60	143

King George Totals		154	355	355	121	234
---------------------------	--	------------	------------	------------	------------	------------



		Filings	Hearings	Transactions	Concluded	Cont
Adult						
Non-Family Abuse Prot Order	AP	2	2	2	0	2
Bond Forfeiture	BF	1	2	2	0	2
Capias	CA	3	6	6	3	3
Felony	CF	11	13	13	10	3
Misdemeanor	CM	17	27	27	17	10
Family Abuse - Prot Order	FP	11	24	24	12	12
Violation of PO	PV	1	1	1	1	-
Remand Support	RS	1	1	1	1	-
Show Cause	SC	12	28	28	6	22
Civil Support	VS	21	31	31	13	18
Adult Total		80	135	135	63	72
Juvenile						
Child in Need of Services	CS	1	2	2	0	2
Custody Visitation	CV	60	127	127	69	58
Felony	DF	5	9	9	4	5
Misdemeanor	DM	17	36	36	3	33
Initial Foster Care	IF	1	1	1	1	-
Permanency	PH	1	1	1	1	-
Petition	PT	9	18	18	12	6
Show Cause	SC	0	5	5	1	4
Status	ST	2	7	7	2	5
Traffic	T	2	8	8	6	2
Truancy	TR	0	4	4	1	3
Juvenile Total		98	218	218	100	118
King George Totals		178	353	353	163	190



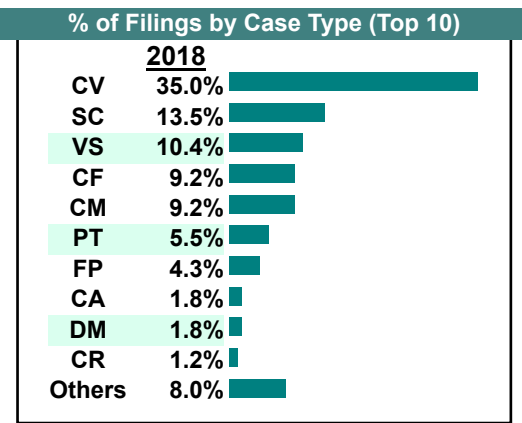
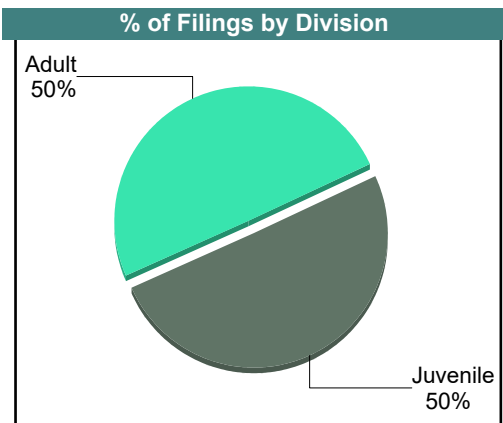

CASELOAD STATISTICS OF THE JUVENILE & DOMESTIC RELATIONS COURTS

King George

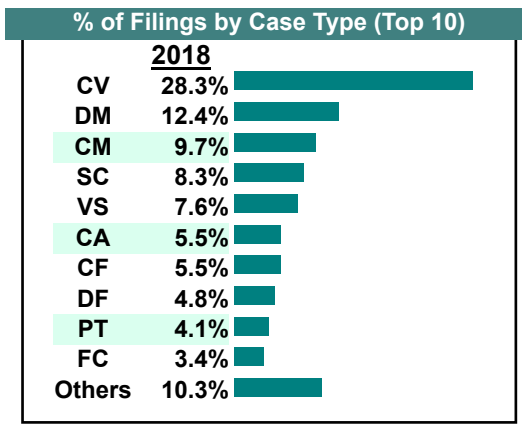
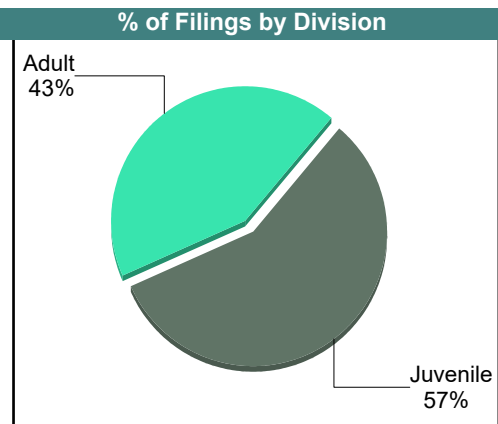

District: 15

March 2018

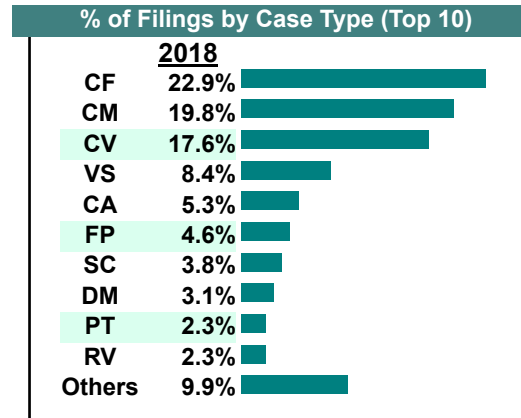
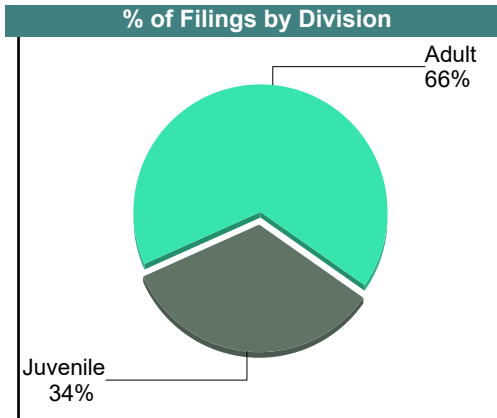
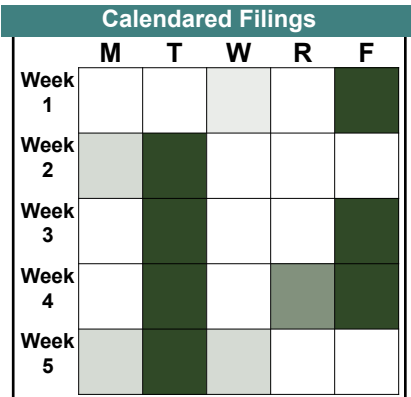
		<u>Filings</u>	<u>Hearings</u>	<u>Transactions</u>	<u>Concluded</u>	<u>Cont</u>
Adult						
Non-Family Abuse Prot Order	AP	1	2	2	1	1
Capias	CA	3	7	7	4	3
Felony	CF	15	27	27	23	4
Misdemeanor	CM	15	36	36	15	21
Family Abuse - Prot Order	FP	7	12	12	5	7
Remand Support	RS	1	1	1	1	-
Show Cause	SC	21	44	44	9	35
SL/Other	SL	1	1	1	1	-
Civil Support	VS	17	37	37	21	16
Adult Total		81	167	167	80	87
Juvenile						
Abuse or Neglect	AN	0	1	1	1	-
Capias	CA	0	2	2	1	1
Custody Relief	CR	2	4	4	0	4
Child in Need of Services	CS	0	1	1	0	1
Custody Visitation	CV	57	107	107	35	72
Felony	DF	0	4	4	1	3
Misdemeanor	DM	3	27	27	13	14
Foster Care Review	FC	2	2	2	2	-
Petition	PT	9	15	15	8	7
Remand Custody	RC	2	2	2	2	-
Child at Risk	RI	0	1	1	1	-
Remand Visitation	RV	2	2	2	2	-
Show Cause	SC	1	1	1	0	1
Status	ST	2	2	2	0	2
Traffic	T	1	2	2	0	2
Truancy	TR	1	2	2	0	2
Juvenile Total		82	175	175	66	109
King George Totals		163	342	342	146	196



		Filings	Hearings	Transactions	Concluded	Cont
Adult						
Non-Family Abuse Prot Order	AP	1	2	2	2	-
Capias	CA	8	9	9	6	3
Felony	CF	8	15	15	9	6
Misdemeanor	CM	14	27	27	16	11
Family Abuse - Prot Order	FP	4	8	8	3	5
Other	OT	2	2	2	2	-
Show Cause	SC	12	37	37	12	25
SL/Other	SL	2	2	2	2	-
Civil Support	VS	11	24	24	15	9
Adult Total		62	126	126	67	59
Juvenile						
Abuse or Neglect	AN	0	5	5	2	3
Child in Need of Services	CS	1	4	4	3	1
Custody Visitation	CV	41	97	97	39	58
Felony	DF	7	10	10	1	9
Misdemeanor	DM	18	34	34	12	22
Foster Care Review	FC	5	5	5	5	-
Petition	PT	6	18	18	12	6
Child at Risk	RI	1	2	2	0	2
Show Cause	SC	0	4	4	3	1
Status	ST	0	1	1	0	1
Traffic	T	3	7	7	4	3
Truancy	TR	1	1	1	0	1
Juvenile Total		83	188	188	81	107
King George Totals		145	314	314	148	166



		Filings	Hearings	Transactions	Concluded	Cont
Adult						
Non-Family Abuse Prot Order	AP	1	1	1	0	1
Capias	CA	6	12	12	6	5
Felony	CF	30	32	32	24	8
Misdemeanor	CM	26	33	33	11	22
Family Abuse - Prot Order	FP	6	10	10	5	5
Motion - Prot Order	MP	1	1	1	1	-
Violation of PO	PV	1	1	1	1	-
Remand Support	RS	1	1	1	1	-
Show Cause	SC	4	20	20	9	11
Civil Support	VS	11	34	34	16	17
Adult Total		87	145	145	74	69
Juvenile						
Abuse or Neglect	AN	2	2	2	0	2
Capias	CA	1	2	2	0	2
Custody Visitation	CV	23	73	73	28	45
Felony	DF	1	10	10	1	9
Misdemeanor	DM	4	7	7	1	6
Foster Care Review	FC	2	2	2	2	-
Petition	PT	3	12	12	5	7
Remand Custody	RC	2	2	2	2	-
Remand Visitation	RV	3	3	3	3	-
Show Cause	SC	1	4	4	0	4
Status	ST	1	5	5	0	5
Traffic	T	1	4	4	2	2
Truancy	TR	0	1	1	0	1
Juvenile Total		44	127	127	44	83
King George Totals		131	272	272	118	152



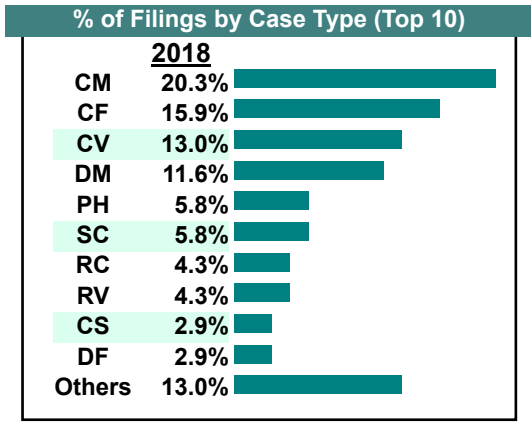
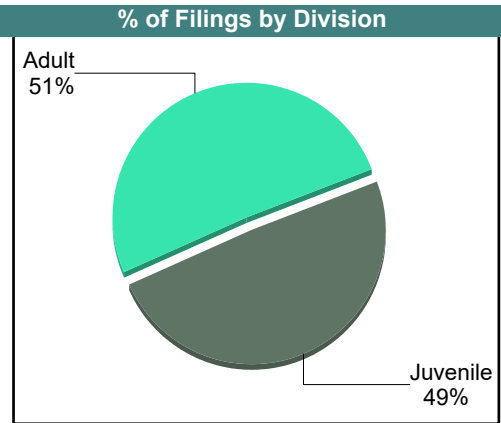
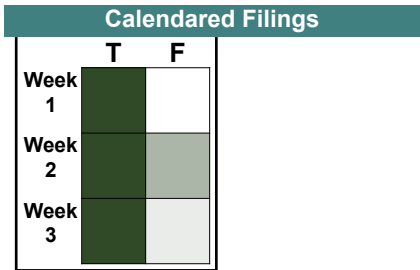
CASELOAD STATISTICS OF THE JUVENILE & DOMESTIC RELATIONS COURTS

December 2018

Lancaster

District: 15

		<u>Filings</u>	<u>Hearings</u>	<u>Transactions</u>	<u>Concluded</u>	<u>Cont</u>
<u>Adult</u>						
Capias	CA	1	1	1	0	1
Felony	CF	11	14	14	2	12
Misdemeanor	CM	14	23	23	7	16
Family Abuse - Prot Order	FP	2	5	5	1	4
Motion - Prot Order	MP	1	1	1	1	-
Violation of PO	PV	1	1	1	1	-
Remand Support	RS	2	2	2	2	-
Show Cause	SC	3	11	11	3	8
Civil Support	VS	0	1	1	0	1
Adult Total		35	59	59	17	42
<u>Juvenile</u>						
Child in Need of Services	CS	2	6	6	1	5
Custody Visitation	CV	9	15	15	9	6
Felony	DF	2	5	5	1	4
Misdemeanor	DM	8	22	22	1	21
Foster Care Review	FC	0	1	1	1	-
Permanency	PH	4	4	4	4	-
Petition	PT	1	1	1	0	1
Remand Custody	RC	3	3	3	3	-
Child at Risk	RI	0	4	4	0	4
Remand Visitation	RV	3	3	3	3	-
Show Cause	SC	1	3	3	1	2
Status	ST	1	1	1	0	1
Traffic	T	0	4	4	1	3
Truancy	TR	0	4	4	0	4
Juvenile Total		34	76	76	25	51
Lancaster Totals		69	135	135	42	93



CASELOAD STATISTICS OF THE JUVENILE & DOMESTIC RELATIONS COURTS


November 2018

Lancaster

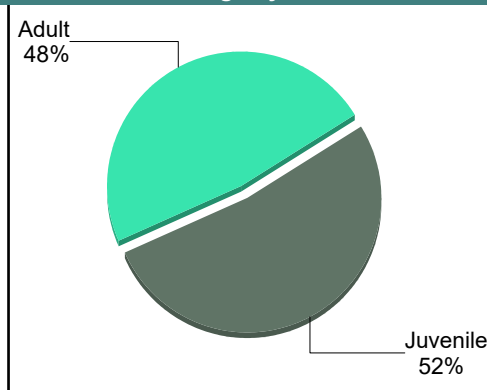
District: 15

		<u>Filings</u>	<u>Hearings</u>	<u>Transactions</u>	<u>Concluded</u>	<u>Cont</u>
Adult						
Capias	CA	1	1	1	1	-
Felony	CF	1	4	4	2	2
Misdemeanor	CM	3	11	11	7	4
Family Abuse - Prot Order	FP	4	8	8	3	5
Show Cause	SC	8	20	20	3	17
SL/Other	SL	0	1	1	0	1
Civil Support	VS	5	13	13	4	9
Adult Total		22	58	58	20	38
Juvenile						
Custody Relief	CR	1	1	1	1	-
Child in Need of Services	CS	1	9	9	0	9
Custody Visitation	CV	9	33	33	13	20
Felony	DF	1	4	4	0	4
Misdemeanor	DM	9	15	15	7	8
Child at Risk	RI	2	2	2	0	2
Show Cause	SC	0	1	1	0	1
Traffic	T	1	2	2	0	2
Truancy	TR	0	5	5	0	5
Juvenile Total		24	72	72	21	51
Lancaster Totals		46	130	130	41	89

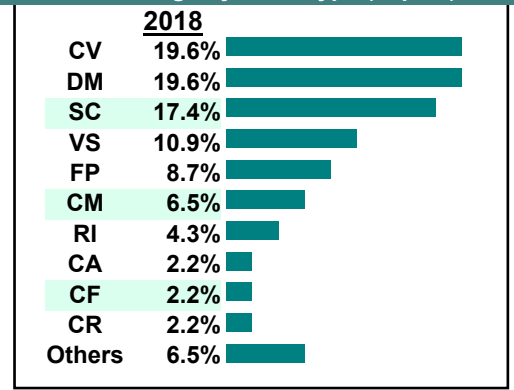
Calendared Filings



% of Filings by Division



% of Filings by Case Type (Top 10)



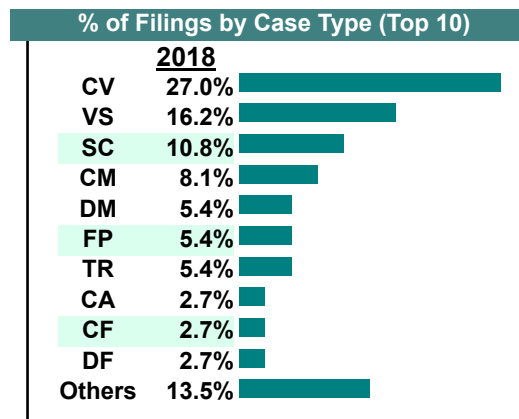
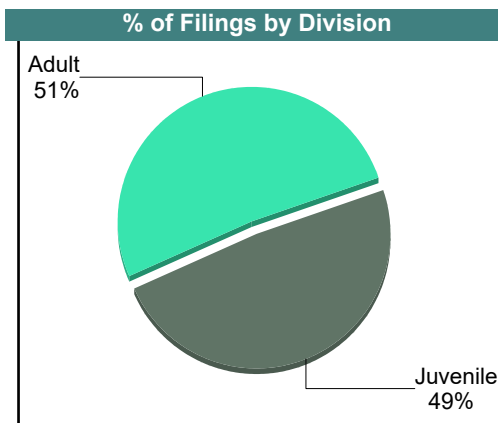
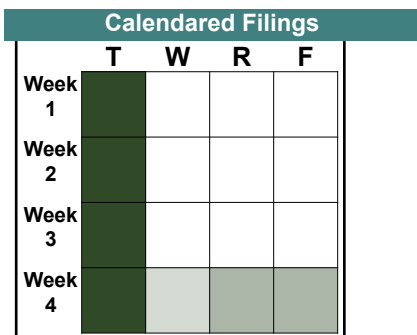
CASELOAD STATISTICS OF THE JUVENILE & DOMESTIC RELATIONS COURTS

October 2018

Lancaster

District: 15

		<u>Filings</u>	<u>Hearings</u>	<u>Transactions</u>	<u>Concluded</u>	<u>Cont</u>
Adult						
Non-Family Abuse Prot Order	AP	0	1	1	1	-
Capias	CA	1	5	5	4	1
Felony	CF	1	3	3	0	3
Misdemeanor	CM	3	13	13	7	6
Family Abuse - Prot Order	FP	2	2	2	1	1
Remand Support	RS	1	1	1	1	-
Show Cause	SC	4	12	12	6	6
SL/Other	SL	1	1	1	0	1
Civil Support	VS	6	13	13	8	5
Adult Total		19	51	51	28	23
Juvenile						
Child in Need of Services	CS	0	1	1	0	1
Custody Visitation	CV	10	22	22	17	5
Felony	DF	1	5	5	1	4
Misdemeanor	DM	2	11	11	0	11
Foster Care Review	FC	1	1	1	1	-
Permanency	PH	1	1	1	1	-
Petition	PT	0	1	1	1	-
Show Cause	SC	0	1	1	0	1
Status	ST	1	2	2	1	1
Traffic	T	0	3	3	0	3
Truancy	TR	2	5	5	0	5
Juvenile Total		18	53	53	22	31
Lancaster Totals		37	104	104	50	54



CASELOAD STATISTICS OF THE JUVENILE & DOMESTIC RELATIONS COURTS

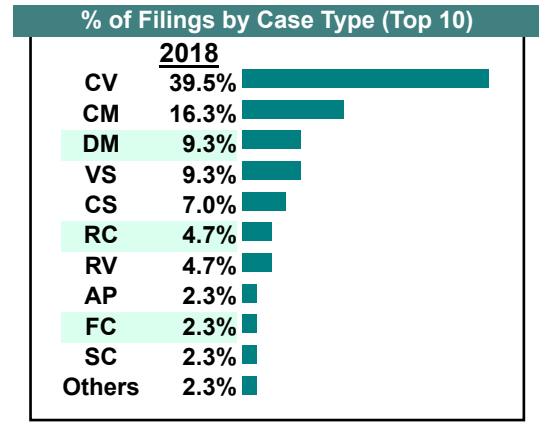
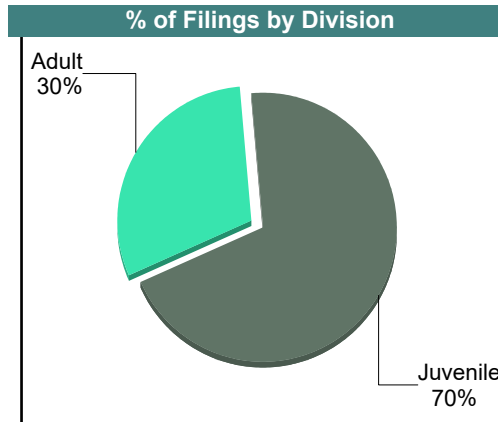
September 2018

Lancaster

District: 15

		<u>Filings</u>	<u>Hearings</u>	<u>Transactions</u>	<u>Concluded</u>	<u>Cont</u>
Adult						
Non-Family Abuse Prot Order	AP	1	1	1	0	1
Capias	CA	0	4	4	2	2
Felony	CF	0	5	5	3	2
Misdemeanor	CM	7	16	16	3	13
Family Abuse - Prot Order	FP	0	3	3	3	-
Show Cause	SC	1	11	11	5	6
Civil Support	VS	4	9	9	3	6
Adult Total		13	49	49	19	30
Juvenile						
Child in Need of Services	CS	3	6	6	1	5
Custody Visitation	CV	17	42	42	14	28
Felony	DF	0	3	3	0	3
Misdemeanor	DM	4	7	7	3	4
Foster Care Review	FC	1	1	1	1	-
Remand Custody	RC	2	2	2	2	-
Remand Visitation	RV	2	2	2	2	-
Show Cause	SC	0	2	2	1	1
Traffic	T	1	1	1	0	1
Juvenile Total		30	66	66	24	42
Lancaster Totals		43	115	115	43	72

Calendared Filings			
	T	W	R
Week 1			
Week 2			
Week 3			
Week 4			



CASELOAD STATISTICS OF THE JUVENILE & DOMESTIC RELATIONS COURTS

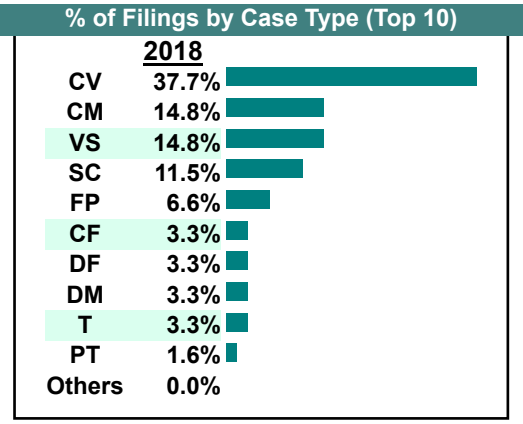
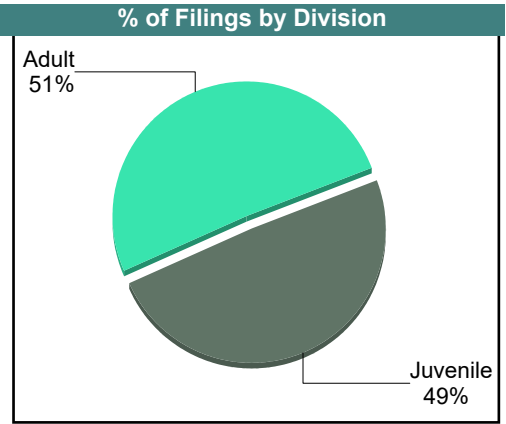
August 2018

Lancaster

District: 15

		<u>Filings</u>	<u>Hearings</u>	<u>Transactions</u>	<u>Concluded</u>	<u>Cont</u>
Adult						
Non-Family Abuse Prot Order	AP	0	1	1	1	-
Capias	CA	0	5	5	3	2
Felony	CF	2	2	2	1	1
Misdemeanor	CM	9	13	13	3	10
Family Abuse - Prot Order	FP	4	5	5	2	3
Show Cause	SC	7	14	14	7	7
Civil Support	VS	9	15	15	9	6
Adult Total		31	55	55	26	29
Juvenile						
Child in Need of Services	CS	0	8	8	0	8
Custody Visitation	CV	23	25	25	7	18
Felony	DF	2	5	5	2	3
Misdemeanor	DM	2	8	8	4	4
Petition	PT	1	2	2	1	1
Show Cause	SC	0	1	1	0	1
Traffic	T	2	7	7	6	1
Truancy	TR	0	2	2	1	1
Juvenile Total		30	58	58	21	37
Lancaster Totals		61	113	113	47	66

Calendared Filings			
	T	W	R
Week 1	█		
Week 2	█		
Week 3	█		█
Week 4	█		



CASELOAD STATISTICS OF THE JUVENILE & DOMESTIC RELATIONS COURTS

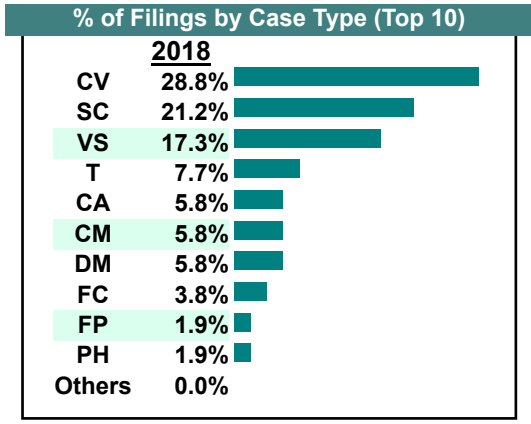
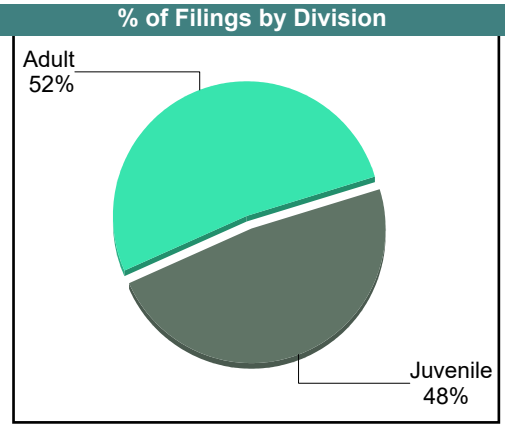
July 2018

Lancaster

District: 15

		<u>Filings</u>	<u>Hearings</u>	<u>Transactions</u>	<u>Concluded</u>	<u>Cont</u>
Adult						
Non-Family Abuse Prot Order	AP	0	1	1	0	1
Capias	CA	3	3	3	2	1
Felony	CF	0	6	6	4	2
Misdemeanor	CM	3	11	11	7	4
Family Abuse - Prot Order	FP	1	4	4	3	1
Show Cause	SC	11	23	23	13	10
SL/Other	SL	0	1	1	1	-
Civil Support	VS	9	16	16	7	9
Adult Total		27	65	65	37	28
Juvenile						
Custody Visitation	CV	15	31	31	13	18
Felony	DF	0	3	3	0	3
Misdemeanor	DM	3	6	6	1	5
Foster Care Review	FC	2	2	2	2	-
Permanency	PH	1	1	1	1	-
Traffic	T	4	5	5	1	4
Truancy	TR	0	2	2	0	2
Juvenile Total		25	50	50	18	32
Lancaster Totals		52	115	115	55	60

Calendared Filings		
	T	R
Week 1	█	
Week 2	█	
Week 3	█	
Week 4	█	█



CASELOAD STATISTICS OF THE JUVENILE & DOMESTIC RELATIONS COURTS

June 2018

Lancaster

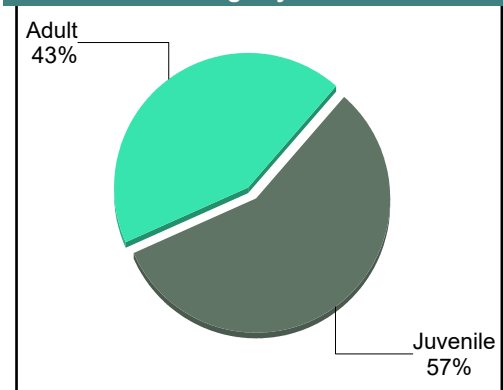
District: 15

		<u>Filings</u>	<u>Hearings</u>	<u>Transactions</u>	<u>Concluded</u>	<u>Cont</u>
Adult						
Non-Family Abuse Prot Order	AP	1	1	1	0	1
Capias	CA	1	1	1	0	1
Felony	CF	3	6	6	3	3
Misdemeanor	CM	2	7	7	1	6
Family Abuse - Prot Order	FP	3	5	5	3	2
Show Cause	SC	5	17	17	8	9
SL/Other	SL	0	2	2	1	1
Civil Support	VS	7	10	10	4	6
Adult Total		22	49	49	20	29
Juvenile						
Child in Need of Services	CS	0	7	7	1	6
Custody Visitation	CV	19	38	38	26	12
Felony	DF	1	7	7	6	1
Misdemeanor	DM	2	7	7	3	4
Initial Foster Care	IF	1	1	1	1	-
Permanency	PH	1	1	1	1	-
Petition	PT	0	5	5	4	1
Show Cause	SC	1	4	4	0	4
Status	ST	0	2	2	1	1
Traffic	T	3	6	6	4	2
Truancy	TR	1	4	4	0	4
Juvenile Total		29	82	82	47	35
Lancaster Totals		51	131	131	67	64

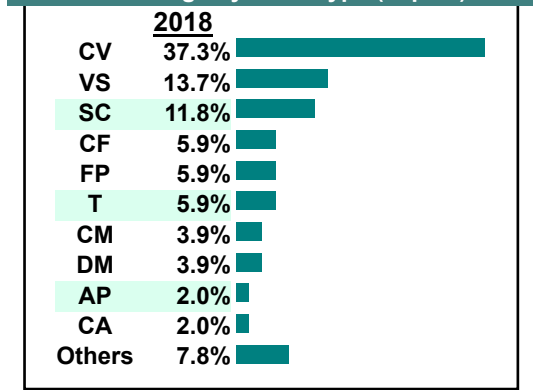
Calendared Filings

	T	R
Week 1		
Week 2		
Week 3		
Week 4		

% of Filings by Division



% of Filings by Case Type (Top 10)



CASELOAD STATISTICS OF THE JUVENILE & DOMESTIC RELATIONS COURTS

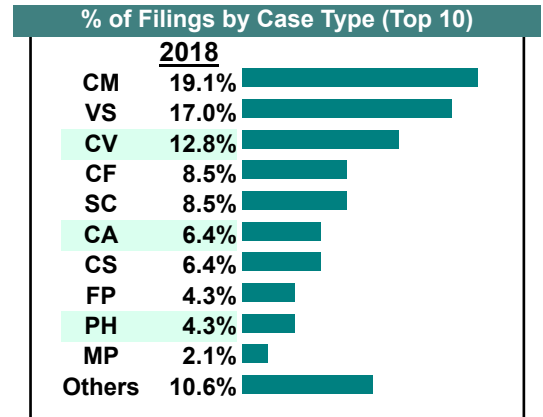
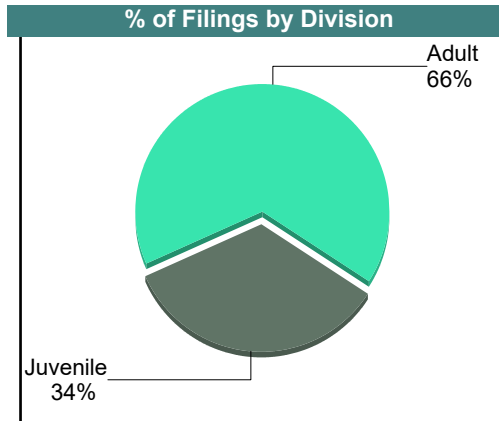
May 2018

Lancaster

District: 15

		<u>Filings</u>	<u>Hearings</u>	<u>Transactions</u>	<u>Concluded</u>	<u>Cont</u>
<u>Adult</u>						
Capias	CA	3	7	7	4	3
Felony	CF	4	8	8	2	6
Misdemeanor	CM	9	14	14	3	11
Family Abuse - Prot Order	FP	2	5	5	4	1
Motion - Prot Order	MP	1	1	1	1	-
Show Cause	SC	3	14	14	3	11
SL/Other	SL	1	2	2	0	2
Civil Support	VS	8	16	16	9	7
Adult Total		31	67	67	26	41
<u>Juvenile</u>						
Child in Need of Services	CS	3	6	6	1	5
Custody Visitation	CV	6	15	15	12	3
Felony	DF	0	7	7	0	7
Misdemeanor	DM	0	2	2	1	1
Permanency	PH	2	2	2	2	-
Petition	PT	1	1	1	0	1
Show Cause	SC	1	3	3	0	3
Status	ST	1	3	3	1	2
Traffic	T	1	4	4	3	1
Truancy	TR	1	1	1	0	1
Juvenile Total		16	44	44	20	24
Lancaster Totals		47	111	111	46	65

Calendared Filings	
	T R
Week 1	█ █
Week 2	█ █
Week 3	█ █
Week 4	█ █



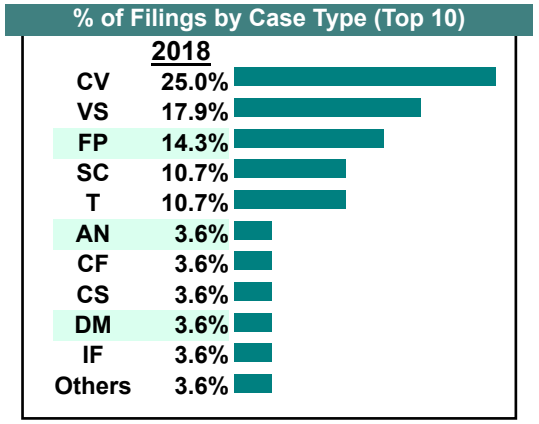
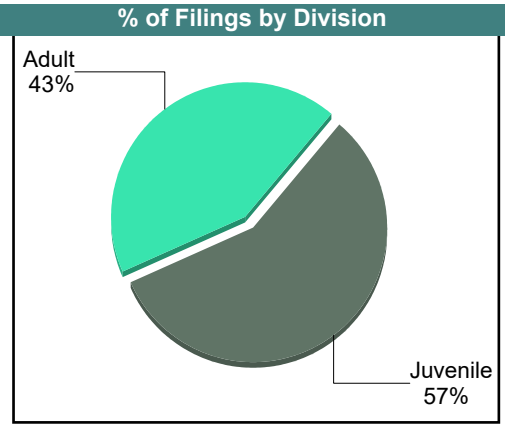

CASELOAD STATISTICS OF THE JUVENILE & DOMESTIC RELATIONS COURTS

April 2018

Lancaster

District: 15

		<u>Filings</u>	<u>Hearings</u>	<u>Transactions</u>	<u>Concluded</u>	<u>Cont</u>
<u>Adult</u>						
Capias	CA	0	2	2	1	1
Felony	CF	1	1	1	0	1
Misdemeanor	CM	0	10	10	5	5
Family Abuse - Prot Order	FP	4	8	8	2	6
Show Cause	SC	2	7	7	4	3
Civil Support	VS	5	8	8	7	1
Adult Total		12	36	36	19	17
<u>Juvenile</u>						
Abuse or Neglect	AN	1	1	1	1	-
Child in Need of Services	CS	1	6	6	1	5
Custody Visitation	CV	7	12	12	5	7
Felony	DF	0	12	12	0	12
Misdemeanor	DM	1	4	4	2	2
Initial Foster Care	IF	1	1	1	1	-
Show Cause	SC	1	3	3	1	2
Status	ST	1	3	3	1	2
Traffic	T	3	3	3	1	2
Juvenile Total		16	45	45	13	32
Lancaster Totals		28	81	81	32	49



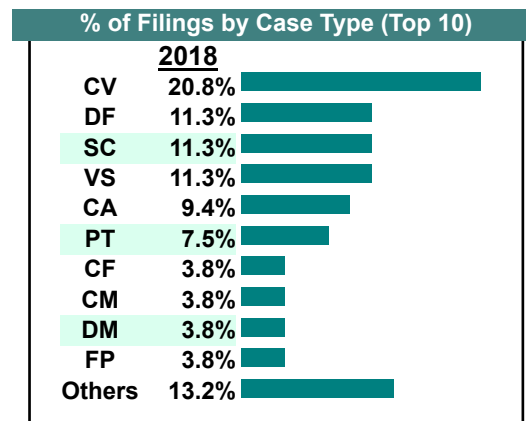
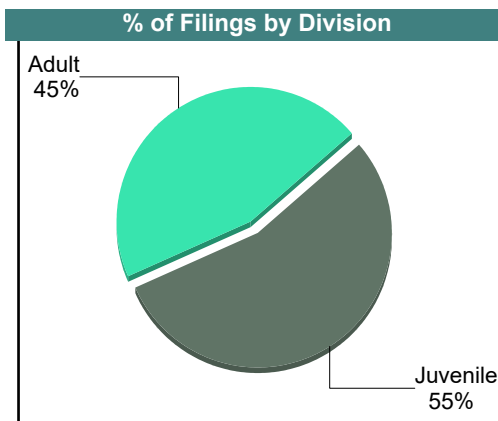
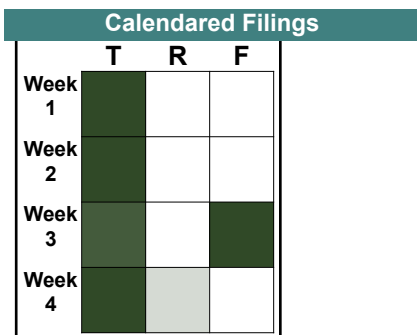
CASELOAD STATISTICS OF THE JUVENILE & DOMESTIC RELATIONS COURTS

March 2018

Lancaster

District: 15

		<u>Filings</u>	<u>Hearings</u>	<u>Transactions</u>	<u>Concluded</u>	<u>Cont</u>
Adult						
Capias	CA	5	8	8	1	7
Felony	CF	2	8	8	3	5
Misdemeanor	CM	2	12	12	4	8
Family Abuse - Prot Order	FP	2	4	4	1	3
Violation of PO	PV	1	1	1	1	-
Show Cause	SC	6	25	25	10	15
SL/Other	SL	0	1	1	0	1
Civil Support	VS	6	12	12	7	5
Adult Total		24	71	71	27	44
Juvenile						
Child in Need of Services	CS	1	6	6	1	5
Custody Visitation	CV	11	36	36	13	23
Felony	DF	6	15	15	1	14
Misdemeanor	DM	2	9	9	6	3
Foster Care Review	FC	1	1	1	1	-
Initial Foster Care	IF	1	1	1	1	-
Petition	PT	4	4	4	0	4
Status	ST	1	2	2	0	2
Traffic	T	2	1	3	2	1
Truancy	TR	0	2	2	0	2
Juvenile Total		29	77	79	25	54
Lancaster Totals		53	148	150	52	98



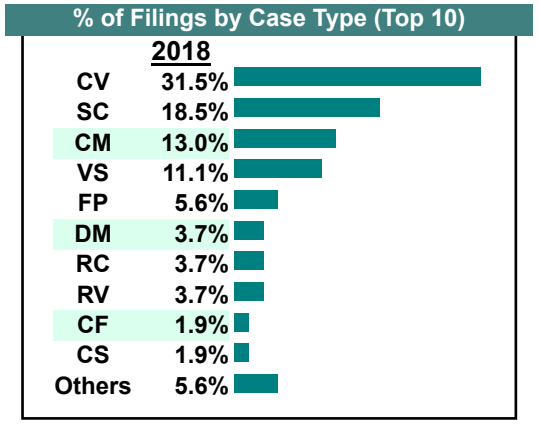
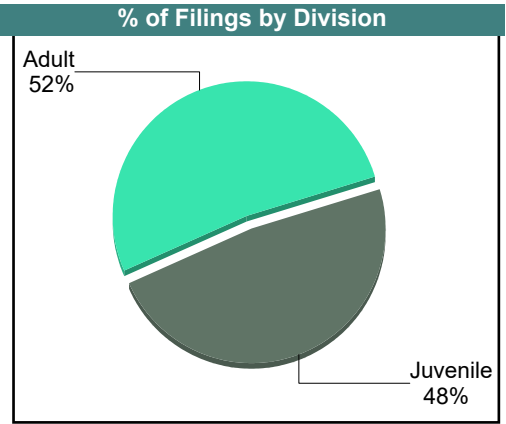

CASELOAD STATISTICS OF THE JUVENILE & DOMESTIC RELATIONS COURTS

February 2018

Lancaster

District: 15

		<u>Filings</u>	<u>Hearings</u>	<u>Transactions</u>	<u>Concluded</u>	<u>Cont</u>
<u>Adult</u>						
Capias	CA	0	4	4	3	1
Felony	CF	1	8	8	4	4
Misdemeanor	CM	7	23	23	14	9
Family Abuse - Prot Order	FP	3	6	6	3	3
Show Cause	SC	10	34	34	15	19
SL/Other	SL	1	1	1	0	1
Civil Support	VS	6	13	13	8	5
Adult Total		28	89	89	47	42
<u>Juvenile</u>						
Child in Need of Services	CS	1	5	5	0	5
Custody Visitation	CV	17	36	36	14	22
Misdemeanor	DM	2	5	5	1	4
Foster Care Review	FC	1	1	1	0	1
Remand Custody	RC	2	2	2	2	-
Remand Visitation	RV	2	2	2	2	-
Traffic	T	1	2	2	0	2
Truancy	TR	0	1	1	0	1
Juvenile Total		26	54	54	19	35
Lancaster Totals		54	143	143	66	77



CASELOAD STATISTICS OF THE JUVENILE & DOMESTIC RELATIONS COURTS

January 2018

Lancaster

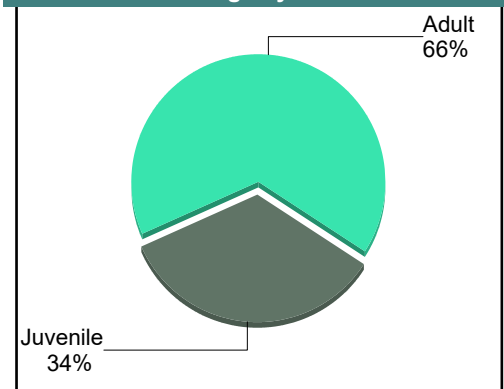
District: 15

		<u>Filings</u>	<u>Hearings</u>	<u>Transactions</u>	<u>Concluded</u>	<u>Cont</u>
<u>Adult</u>						
Felony	CF	3	11	11	5	6
Misdemeanor	CM	7	25	25	8	17
Family Abuse - Prot Order	FP	1	5	5	4	1
Show Cause	SC	9	14	14	6	8
Civil Support	VS	7	14	14	4	10
Adult Total		27	69	69	27	42
<u>Juvenile</u>						
Child in Need of Services	CS	2	10	10	1	9
Custody Visitation	CV	7	18	18	14	4
Felony	DF	0	2	2	2	-
Misdemeanor	DM	0	6	6	3	3
Petition	PT	0	2	2	2	-
Show Cause	SC	4	4	4	3	1
Status	ST	0	1	1	0	1
Traffic	T	1	2	2	2	-
Truancy	TR	0	2	2	1	1
Juvenile Total		14	47	47	28	19
Lancaster Totals		41	116	116	55	61

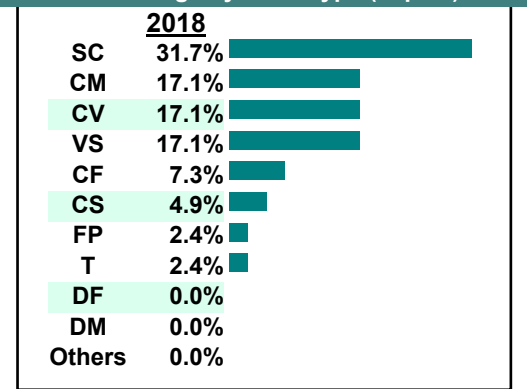
Calendared Filings

	T	W
Week 1	█	█
Week 2	█	
Week 3	█	

% of Filings by Division



% of Filings by Case Type (Top 10)



December 2018

		<u>Filings</u>	<u>Hearings</u>	<u>Transactions</u>	<u>Concluded</u>	<u>Cont</u>
Adult						
Capias	CA	2	2	2	0	2
Felony	CF	1	6	6	4	2
Misdemeanor	CM	4	12	12	6	6
Family Abuse - Prot Order	FP	2	4	4	3	1
Motion - Prot Order	MP	1	1	1	1	-
Violation of PO	PV	2	2	2	2	-
Remand Support	RS	3	3	3	3	-
Show Cause	SC	3	12	12	4	8
SL/Other	SL	0	1	1	1	-
Civil Support	VS	6	12	12	5	7
Adult Total		24	55	55	29	26

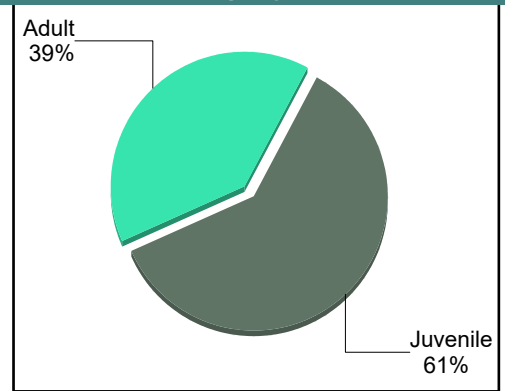
Juvenile						
Abuse or Neglect	AN	10	11	11	1	10
Non-Family Abuse Prot Order	AP	0	1	1	1	-
Child in Need of Services	CS	1	7	7	2	5
Custody Visitation	CV	7	18	18	11	7
Felony	DF	0	11	11	7	4
Misdemeanor	DM	3	37	37	11	26
Initial Foster Care	IF	1	1	1	1	-
Petition	PT	0	3	3	1	2
Remand Custody	RC	7	7	7	7	-
Remand Visitation	RV	7	7	7	7	-
Show Cause	SC	1	3	3	0	3
Status	ST	0	3	3	0	3
Traffic	T	0	3	3	3	-
Truancy	TR	0	1	1	0	1
Juvenile Total		37	113	113	52	61

Northumberland Totals		61	168	168	81	87
------------------------------	--	-----------	------------	------------	-----------	-----------

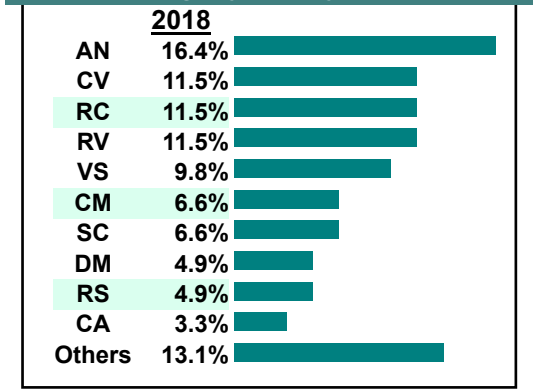
Calendared Filings

	T	R	F
Week 1			
Week 2			
Week 3			

% of Filings by Division



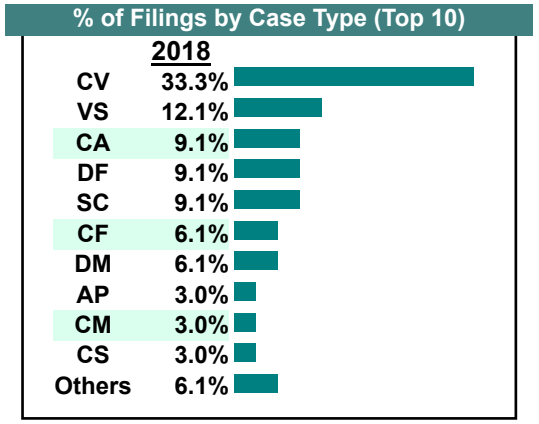
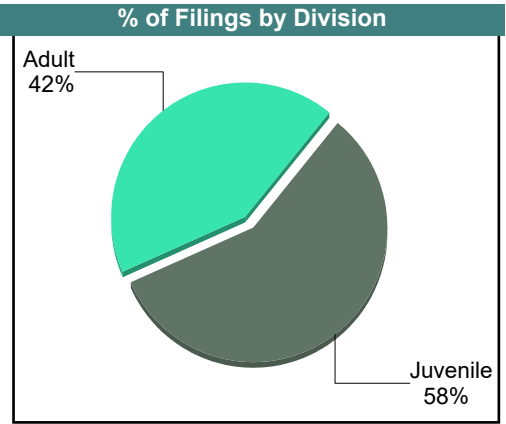
% of Filings by Case Type (Top 10)



November 2018

		Filings	Hearings	Transactions	Concluded	Cont
Adult						
Capias	CA	3	5	5	4	1
Felony	CF	2	3	3	3	-
Misdemeanor	CM	1	8	8	6	2
Family Abuse - Prot Order	FP	1	4	4	1	3
Show Cause	SC	3	15	15	10	5
SL/Other	SL	0	1	1	0	1
Civil Support	VS	4	7	7	4	3
Adult Total		14	43	43	28	15
Juvenile						
Abuse or Neglect	AN	0	1	1	0	1
Non-Family Abuse Prot Order	AP	1	2	2	0	2
Child in Need of Services	CS	1	6	6	2	4
Custody Visitation	CV	11	21	21	11	10
Felony	DF	3	4	4	0	4
Misdemeanor	DM	2	19	19	6	13
Status	ST	0	2	2	1	1
Truancy	TR	1	1	1	0	1
Juvenile Total		19	56	56	20	36
Northumberland Totals		33	99	99	48	51

Calendared Filings			
	T	R	F
Week 1			
Week 2			
Week 3			
Week 4			

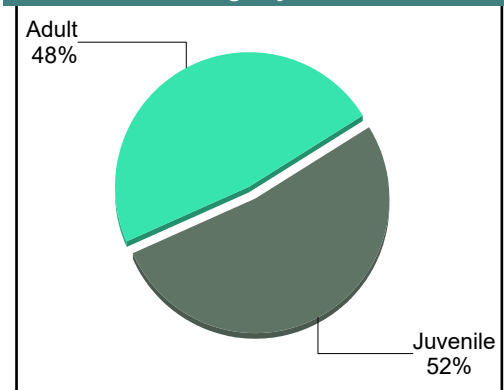


		Filings	Hearings	Transactions	Concluded	Cont
Adult						
Capias	CA	1	4	4	2	2
Felony	CF	2	6	6	3	3
Misdemeanor	CM	6	13	13	2	11
Family Abuse - Prot Order	FP	2	4	4	2	2
Show Cause	SC	8	23	23	6	17
SL/Other	SL	1	1	1	0	1
Civil Support	VS	2	6	6	4	2
Adult Total		22	57	57	19	38
Juvenile						
Abuse or Neglect	AN	1	2	2	0	2
Child in Need of Services	CS	0	7	7	0	7
Custody Visitation	CV	10	26	26	11	15
Felony	DF	2	18	18	0	18
Misdemeanor	DM	8	34	34	0	34
Family Abuse - Prot Order	FP	0	1	1	1	-
Petition	PT	2	2	2	0	2
Show Cause	SC	1	4	4	0	4
Status	ST	0	3	3	0	3
Traffic	T	0	2	2	2	-
Juvenile Total		24	99	99	14	85
Northumberland Totals		46	156	156	33	123

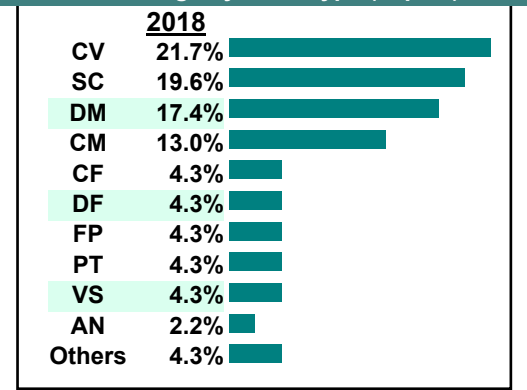
Calendared Filings

	M	T	R	F
Week 1				
Week 2				
Week 3				
Week 4				
Week 5				

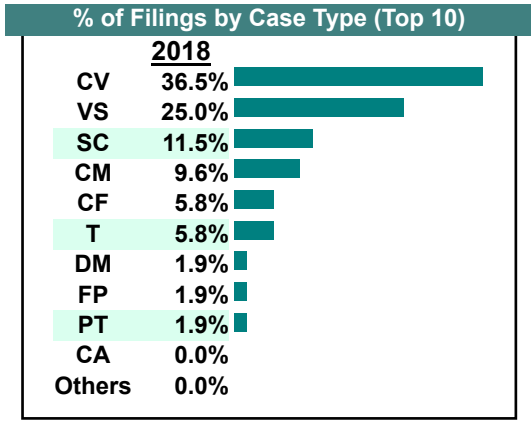
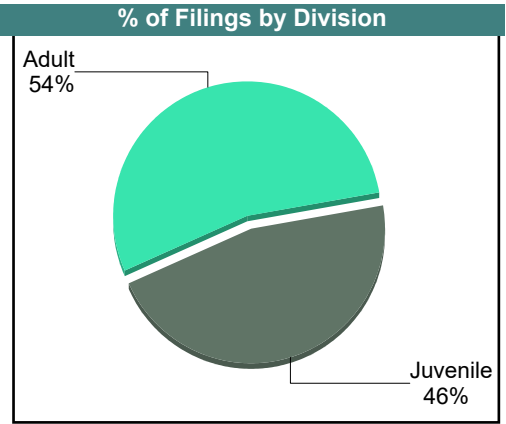

% of Filings by Division



% of Filings by Case Type (Top 10)



		<u>Filings</u>	<u>Hearings</u>	<u>Transactions</u>	<u>Concluded</u>	<u>Cont</u>
<u>Adult</u>						
Capias	CA	0	2	2	1	1
Felony	CF	3	6	6	1	5
Misdemeanor	CM	5	8	8	2	6
Family Abuse - Prot Order	FP	1	2	2	1	1
Motion - Prot Order	MP	0	1	1	0	1
Show Cause	SC	6	21	21	9	12
Civil Support	VS	13	17	17	12	5
Adult Total		28	57	57	26	31
<u>Juvenile</u>						
Child in Need of Services	CS	0	5	5	2	3
Custody Visitation	CV	19	34	34	16	18
Felony	DF	0	5	5	0	5
Misdemeanor	DM	1	23	23	4	19
Petition	PT	1	2	2	0	2
Show Cause	SC	0	1	1	0	1
Status	ST	0	2	2	0	2
Traffic	T	3	3	3	0	3
Juvenile Total		24	75	75	22	53
Northumberland Totals		52	132	132	48	84



CASELOAD STATISTICS OF THE JUVENILE & DOMESTIC RELATIONS COURTS

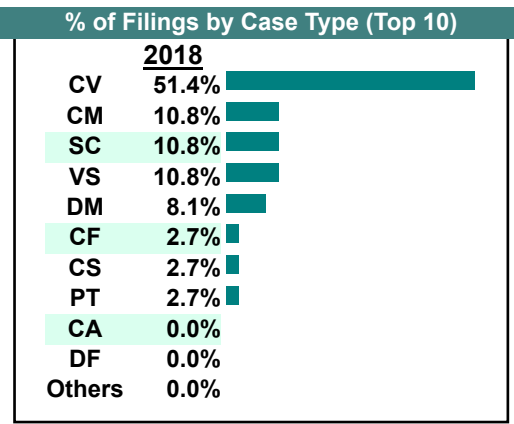
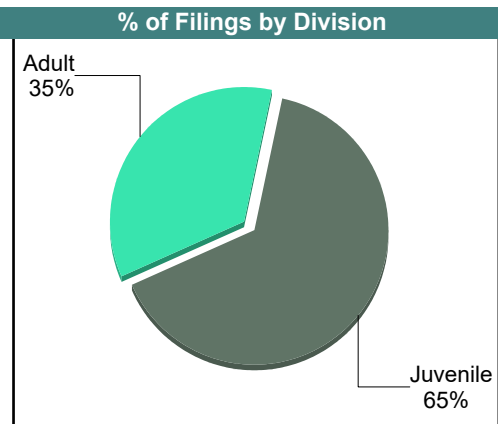
Northumberland

August 2018

District: 15

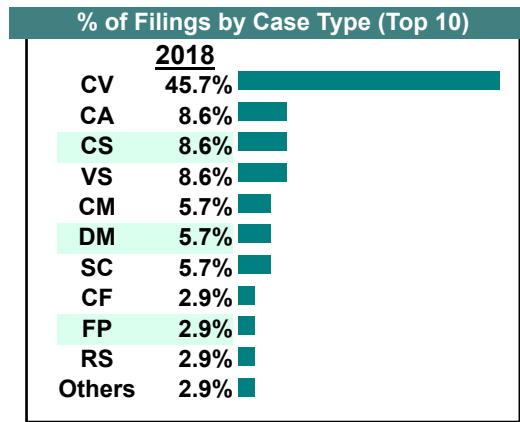
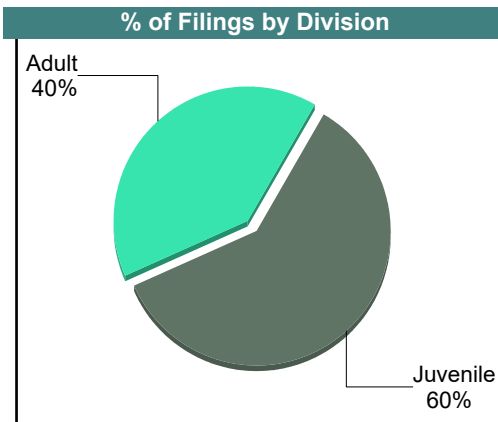
		<u>Filings</u>	<u>Hearings</u>	<u>Transactions</u>	<u>Concluded</u>	<u>Cont</u>
<u>Adult</u>						
Capias	CA	0	8	8	4	4
Felony	CF	1	8	8	4	4
Misdemeanor	CM	4	10	10	4	6
Family Abuse - Prot Order	FP	0	3	3	2	1
Show Cause	SC	4	10	10	2	8
SL/Other	SL	0	1	1	1	-
Civil Support	VS	4	8	8	3	5
Adult Total		13	48	48	20	28
<u>Juvenile</u>						
Child in Need of Services	CS	1	13	13	4	9
Custody Visitation	CV	19	39	39	18	21
Felony	DF	0	9	9	0	9
Misdemeanor	DM	3	32	32	3	29
Family Abuse - Prot Order	FP	0	1	1	0	1
Petition	PT	1	1	1	0	1
Show Cause	SC	0	1	1	0	1
Status	ST	0	6	6	1	5
Traffic	T	0	3	3	0	3
Juvenile Total		24	105	105	26	79
Northumberland Totals		37	153	153	46	107

Calendared Filings			
	T	R	F
Week 1			
Week 2			
Week 3			
Week 4			



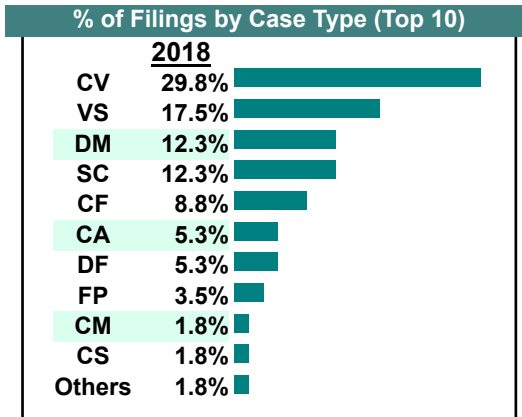
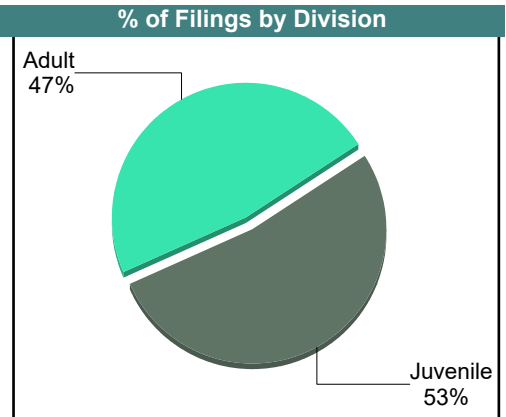
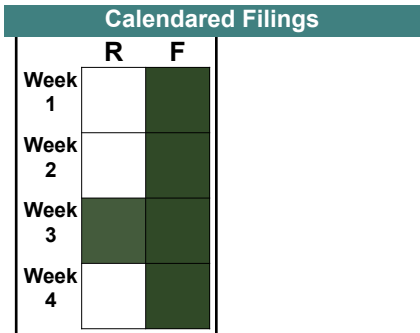
		Filings	Hearings	Transactions	Concluded	Cont
Adult						
Capias	CA	3	10	10	5	5
Felony	CF	1	9	9	4	5
Misdemeanor	CM	2	14	14	3	11
Family Abuse - Prot Order	FP	1	4	4	2	2
Motion - Prot Order	MP	0	1	1	0	1
Remand Support	RS	1	1	1	1	-
Show Cause	SC	2	15	15	6	9
SL/Other	SL	1	2	2	1	1
Civil Support	VS	3	9	9	6	3
Adult Total		14	65	65	28	37
Juvenile						
Abuse or Neglect	AN	0	2	2	2	-
Child in Need of Services	CS	3	6	6	0	6
Custody Visitation	CV	16	28	28	13	15
Felony	DF	0	1	1	0	1
Misdemeanor	DM	2	21	21	1	20
Status	ST	0	2	2	0	2
Traffic	T	0	1	1	1	-
Juvenile Total		21	61	61	17	44
Northumberland Totals		35	126	126	45	81

Calendared Filings			
	W	R	F
Week 1			
Week 2			
Week 3			
Week 4			

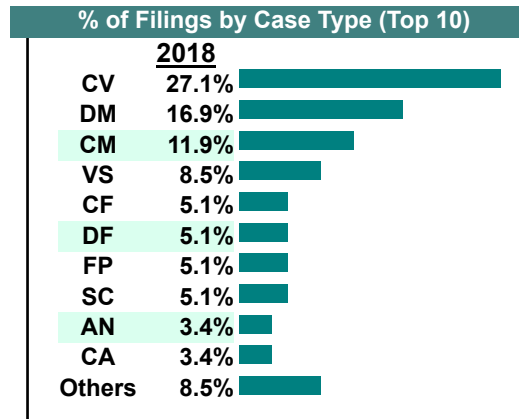
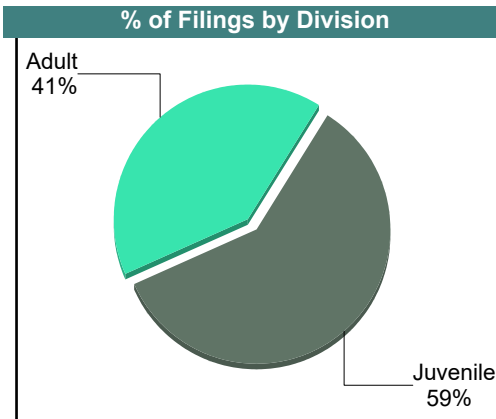
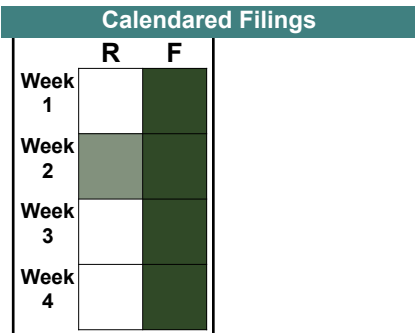


June 2018

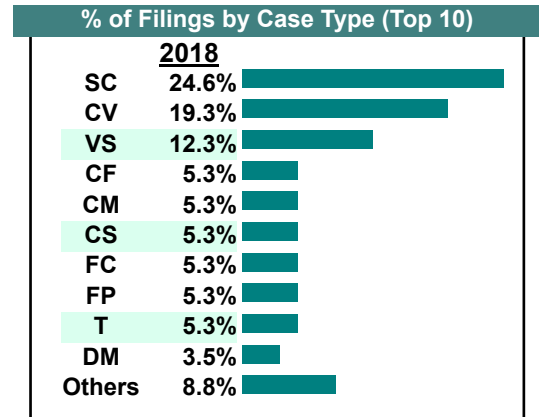
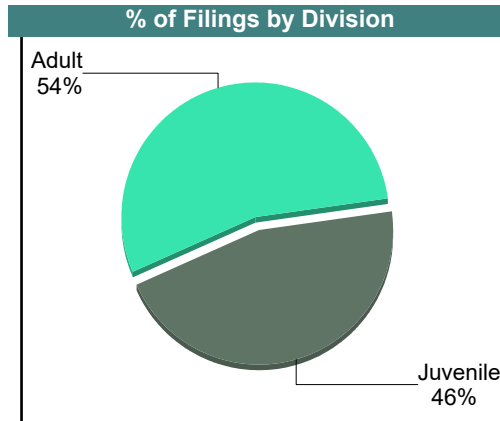
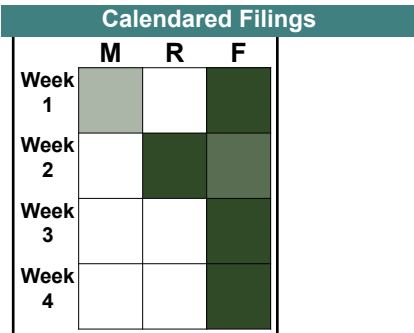
		Filings	Hearings	Transactions	Concluded	Cont
Adult						
Capias	CA	3	10	10	1	9
Felony	CF	5	11	11	1	10
Misdemeanor	CM	1	3	3	2	1
Family Abuse - Prot Order	FP	2	9	9	4	5
Show Cause	SC	6	17	17	6	11
SL/Other	SL	0	1	1	0	1
Civil Support	VS	10	16	16	9	7
Adult Total		27	67	67	23	44
Juvenile						
Abuse or Neglect	AN	0	2	2	0	2
Child in Need of Services	CS	1	11	11	3	8
Custody Visitation	CV	17	48	48	25	23
Felony	DF	3	15	15	0	15
Misdemeanor	DM	7	25	25	1	24
Permanency	PH	1	1	1	1	-
Petition	PT	0	4	4	4	-
Show Cause	SC	1	1	1	0	1
Status	ST	0	2	2	0	2
Traffic	T	0	5	5	2	3
Truancy	TR	0	1	1	0	1
Juvenile Total		30	115	115	36	79
Northumberland Totals		57	182	182	59	123



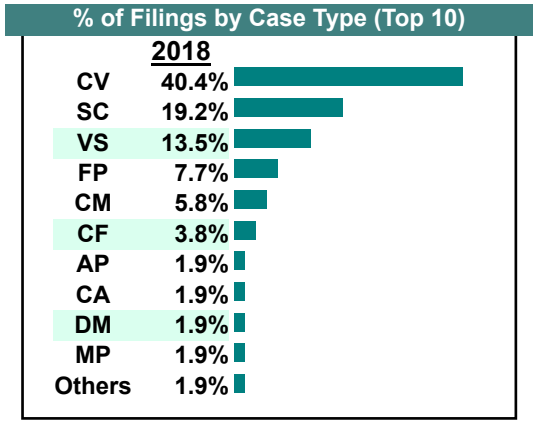
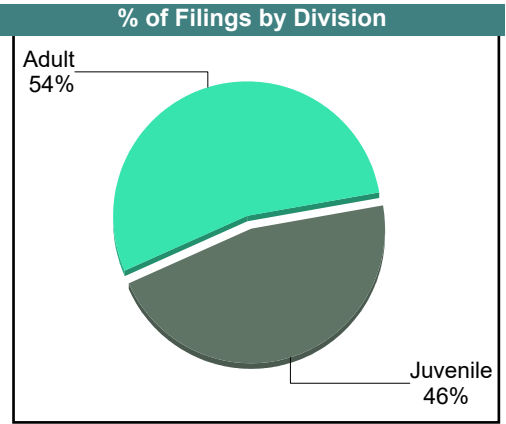

		<u>Filings</u>	<u>Hearings</u>	<u>Transactions</u>	<u>Concluded</u>	<u>Cont</u>
Adult						
Non-Family Abuse Prot Order	AP	0	1	1	1	-
Capias	CA	2	4	4	1	3
Felony	CF	3	9	9	4	5
Misdemeanor	CM	7	13	13	5	8
Family Abuse - Prot Order	FP	3	7	7	1	6
Motion - Prot Order	MP	1	1	1	0	1
Show Cause	SC	3	17	17	11	6
Civil Support	VS	5	8	8	4	4
Adult Total		24	60	60	27	33
Juvenile						
Abuse or Neglect	AN	2	2	2	0	2
Child in Need of Services	CS	1	4	4	0	4
Custody Visitation	CV	16	30	30	19	11
Felony	DF	3	9	9	0	9
Misdemeanor	DM	10	18	18	0	18
Status	ST	2	3	3	0	3
Traffic	T	1	1	1	1	-
Juvenile Total		35	67	67	20	47
Northumberland Totals		59	127	127	47	80



		Filings	Hearings	Transactions	Concluded	Cont
Adult						
Capias	CA	0	2	2	1	1
Felony	CF	3	5	5	1	4
Misdemeanor	CM	3	13	13	8	5
Family Abuse - Prot Order	FP	2	3	3	1	2
Remand Support	RS	1	1	1	1	-
Show Cause	SC	14	29	29	8	21
SL/Other	SL	1	1	1	0	1
Civil Support	VS	7	10	10	8	2
Adult Total		31	64	64	28	36
Juvenile						
Child in Need of Services	CS	3	8	8	1	7
Custody Visitation	CV	11	22	22	10	12
Felony	DF	0	9	9	2	7
Misdemeanor	DM	2	15	15	2	13
Foster Care Review	FC	3	3	3	3	-
Family Abuse - Prot Order	FP	1	2	2	0	2
Petition	PT	1	1	1	1	-
Remand Custody	RC	1	1	1	1	-
Remand Visitation	RV	1	1	1	1	-
Show Cause	SC	0	3	3	2	1
Status	ST	0	2	2	0	2
Traffic	T	3	6	6	3	3
Juvenile Total		26	73	73	26	47
Northumberland Totals		57	137	137	54	83

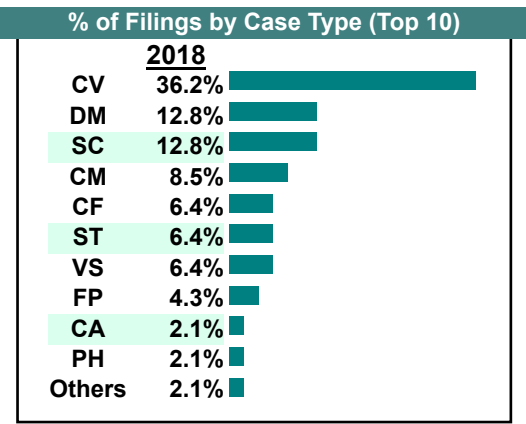
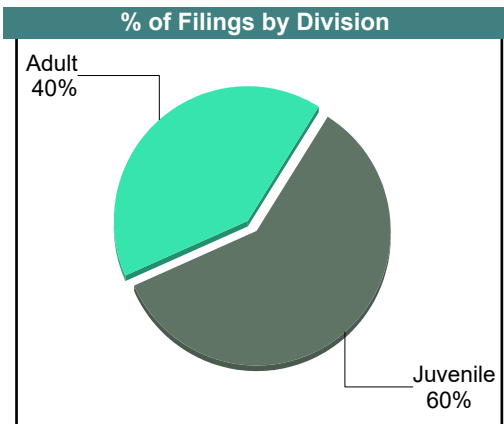


		Filings	Hearings	Transactions	Concluded	Cont
Adult						
Non-Family Abuse Prot Order	AP	1	2	2	0	2
Capias	CA	1	12	12	6	6
Felony	CF	2	3	3	1	2
Misdemeanor	CM	3	6	6	1	5
Family Abuse - Prot Order	FP	4	11	11	3	8
Motion - Prot Order	MP	1	1	1	1	-
Show Cause	SC	9	35	35	15	20
Civil Support	VS	7	10	10	6	4
Adult Total		28	80	80	33	47
Juvenile						
Child in Need of Services	CS	0	1	1	0	1
Custody Visitation	CV	21	30	30	10	20
Felony	DF	0	4	4	0	4
Misdemeanor	DM	1	9	9	0	9
Show Cause	SC	1	2	2	0	2
Traffic	T	1	1	1	0	1
Truancy	TR	0	3	3	1	2
Juvenile Total		24	50	50	11	39
Northumberland Totals		52	130	130	44	86



		<u>Filings</u>	<u>Hearings</u>	<u>Transactions</u>	<u>Concluded</u>	<u>Cont</u>
Adult						
Capias	CA	1	7	7	0	7
Felony	CF	3	5	5	2	3
Misdemeanor	CM	4	14	14	5	9
Family Abuse - Prot Order	FP	2	3	3	0	3
Show Cause	SC	6	21	21	8	13
Civil Support	VS	3	8	8	5	3
Adult Total		19	58	58	20	38
Juvenile						
Child in Need of Services	CS	0	11	11	1	10
Custody Visitation	CV	17	42	42	23	19
Felony	DF	0	6	6	0	6
Misdemeanor	DM	6	20	20	2	18
Permanency	PH	1	1	1	1	-
Petition	PT	0	4	4	0	4
Show Cause	SC	0	2	2	1	1
Status	ST	3	7	7	2	5
Traffic	T	1	3	3	1	2
Truancy	TR	0	2	2	1	1
Juvenile Total		28	98	98	32	66
Northumberland Totals		47	156	156	52	104

Calendared Filings			
	M	R	F
Week 1			
Week 2			
Week 3			
Week 4			
Week 5			



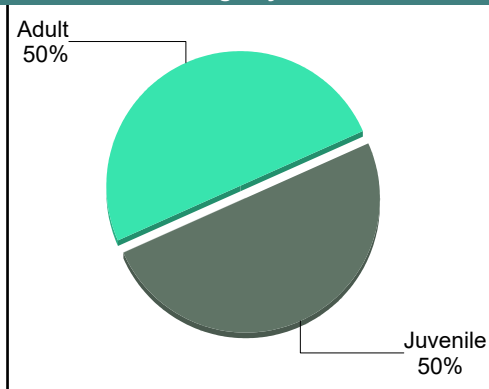
January 2018

		Filings	Hearings	Transactions	Concluded	Cont
Adult						
Capias	CA	0	2	2	2	-
Felony	CF	0	1	1	0	1
Misdemeanor	CM	3	9	9	0	9
Family Abuse - Prot Order	FP	1	3	3	2	1
Motion - Prot Order	MP	2	3	3	2	1
Show Cause	SC	6	18	18	6	12
SL/Other	SL	0	1	1	1	-
Civil Support	VS	5	9	9	7	2
Adult Total		17	46	46	20	26
Juvenile						
Child in Need of Services	CS	0	3	3	0	3
Custody Visitation	CV	14	16	16	11	5
Felony	DF	0	4	4	0	4
Misdemeanor	DM	2	7	7	1	6
Traffic	T	1	3	3	1	2
Juvenile Total		17	33	33	13	20
Northumberland Totals		34	79	79	33	46

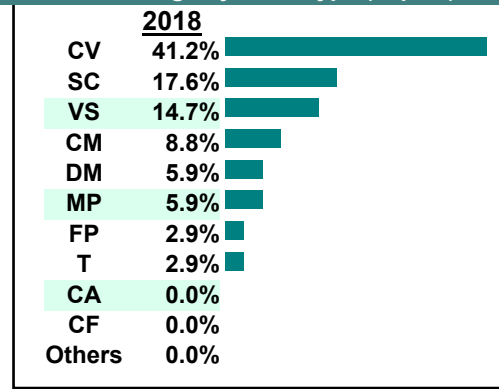
Calendared Filings

	R	F
Week 1		
Week 2		
Week 3		
Week 4		

% of Filings by Division



% of Filings by Case Type (Top 10)



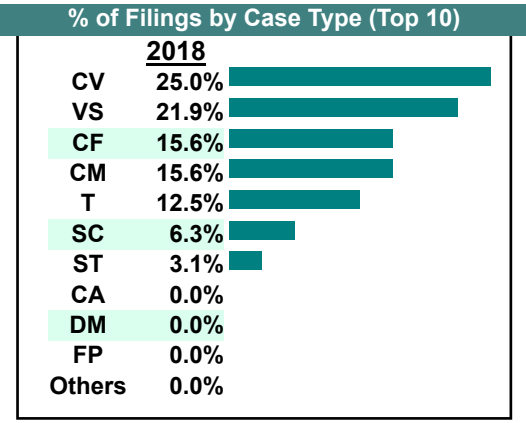
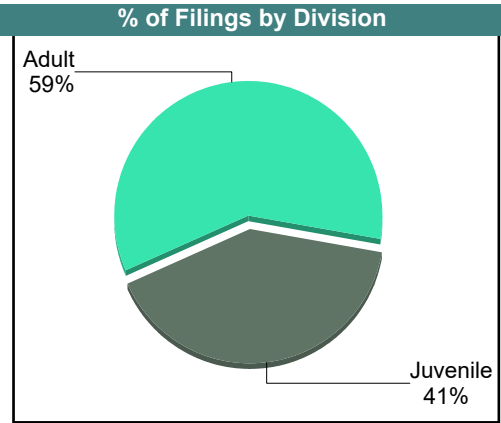
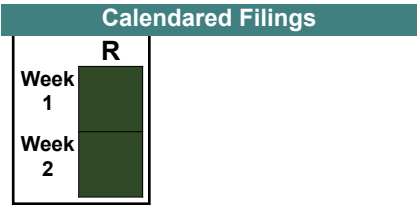
CASELOAD STATISTICS OF THE JUVENILE & DOMESTIC RELATIONS COURTS

Richmond County

District: 15

December 2018

		<u>Filings</u>	<u>Hearings</u>	<u>Transactions</u>	<u>Concluded</u>	<u>Cont</u>
<u>Adult</u>						
Capias	CA	0	1	1	1	-
Felony	CF	5	5	5	0	5
Misdemeanor	CM	5	8	8	3	5
Family Abuse - Prot Order	FP	0	2	2	2	-
Motion - Prot Order	MP	0	2	2	0	2
Other	OT	0	1	1	1	-
Show Cause	SC	2	9	9	4	5
Civil Support	VS	7	7	7	3	4
Adult Total		19	35	35	14	21
<u>Juvenile</u>						
Custody Visitation	CV	8	12	12	9	3
Misdemeanor	DM	0	3	3	0	3
Status	ST	1	1	1	0	1
Traffic	T	4	7	8	6	2
Juvenile Total		13	23	24	15	9
Richmond County Totals		32	58	59	29	30



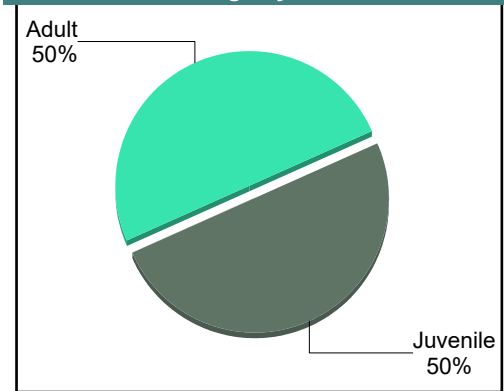
November 2018

		Filings	Hearings	Transactions	Concluded	Cont
Adult						
Felony	CF	1	4	4	0	4
Misdemeanor	CM	2	6	6	0	6
Family Abuse - Prot Order	FP	0	2	2	0	2
Show Cause	SC	3	4	4	0	4
Civil Support	VS	0	2	2	2	-
Adult Total		6	18	18	2	16
Juvenile						
Custody Visitation	CV	3	15	15	13	2
Traffic	T	3	2	3	2	1
Juvenile Total		6	17	18	15	3
Richmond County Totals		12	35	36	17	19

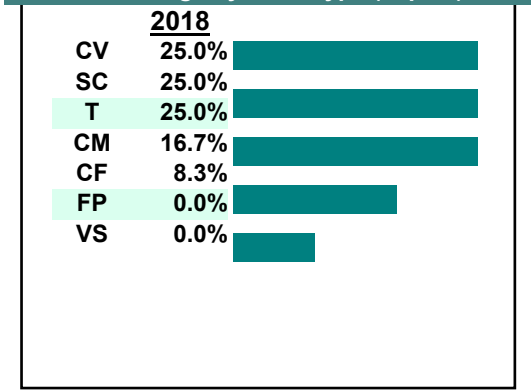
Calendared Filings

	R
Week 1	
Week 2	

% of Filings by Division



% of Filings by Case Type (Top 10)



CASELOAD STATISTICS OF THE JUVENILE & DOMESTIC RELATIONS COURTS

Richmond County

District: 15

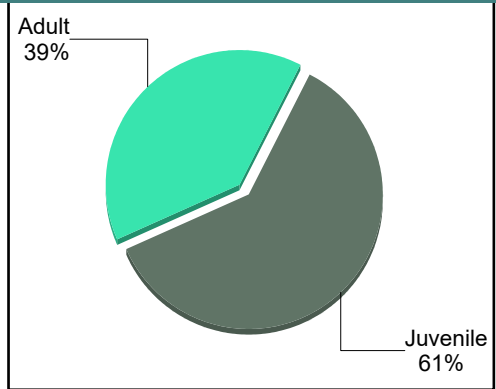
October 2018

		<u>Filings</u>	<u>Hearings</u>	<u>Transactions</u>	<u>Concluded</u>	<u>Cont</u>
<u>Adult</u>						
Capias	CA	0	2	2	0	2
Misdemeanor	CM	1	5	5	2	3
Family Abuse - Prot Order	FP	2	4	4	2	2
Other	OT	1	1	1	0	1
Show Cause	SC	3	8	8	1	7
Civil Support	VS	4	5	5	3	2
Adult Total		11	25	25	8	17
<u>Juvenile</u>						
Child in Need of Services	CS	0	1	1	0	1
Custody Visitation	CV	8	20	20	12	8
Misdemeanor	DM	1	10	10	4	6
Status	ST	1	2	2	2	-
Traffic	T	7	10	11	3	8
Juvenile Total		17	43	44	21	23
Richmond County Totals		28	68	69	29	40

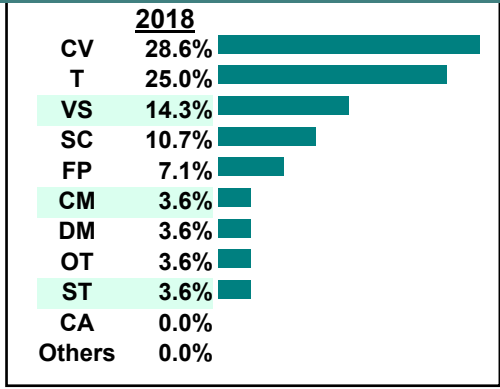
Calendared Filings

	M	T	R
Week 1			
Week 2			
Week 3			
Week 4			

% of Filings by Division

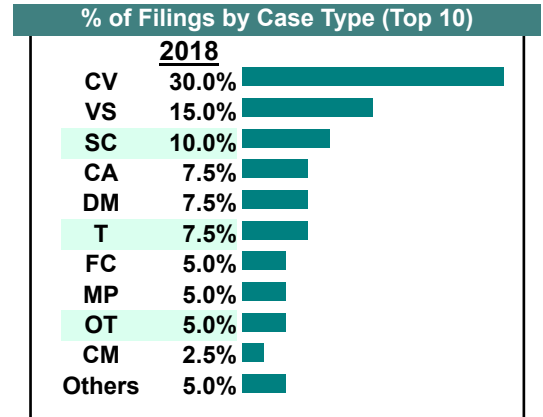
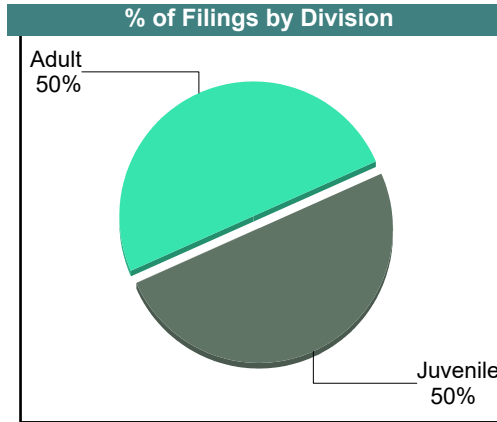
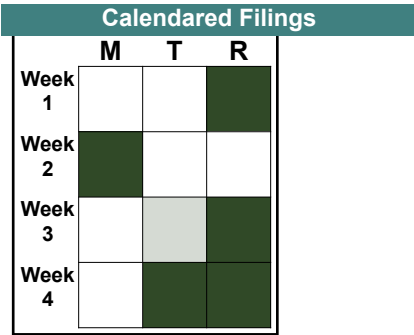


% of Filings by Case Type (Top 10)



September 2018

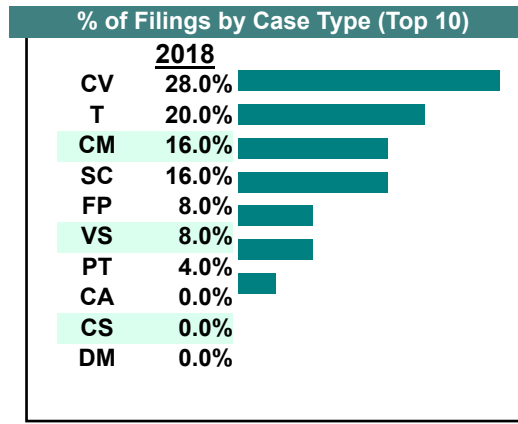
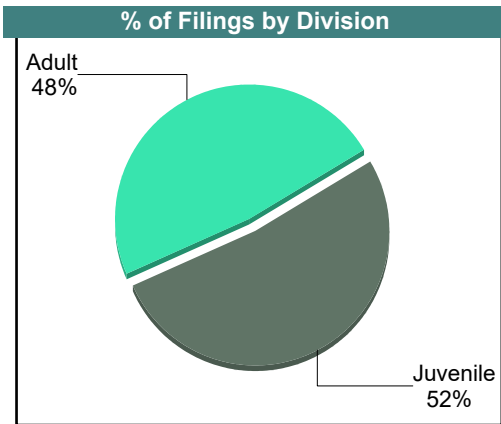
		<u>Filings</u>	<u>Hearings</u>	<u>Transactions</u>	<u>Concluded</u>	<u>Cont</u>
<u>Adult</u>						
Non-Family Abuse Prot Order	AP	0	1	1	1	-
Capias	CA	3	3	3	1	2
Felony	CF	0	6	6	3	3
Misdemeanor	CM	1	9	9	4	5
Family Abuse - Prot Order	FP	1	2	2	2	-
Motion - Prot Order	MP	2	2	2	0	2
Other	OT	2	2	2	2	-
Remand Support	RS	1	1	1	1	-
Show Cause	SC	4	12	12	6	6
Civil Support	VS	6	7	7	6	1
Adult Total		20	45	45	26	19
<u>Juvenile</u>						
Custody Visitation	CV	12	14	14	7	7
Misdemeanor	DM	3	3	3	0	3
Foster Care Review	FC	2	2	2	2	-
Petition	PT	0	1	1	1	-
Traffic	T	3	3	3	1	2
Juvenile Total		20	23	23	11	12
Richmond County Totals		40	68	68	37	31



August 2018

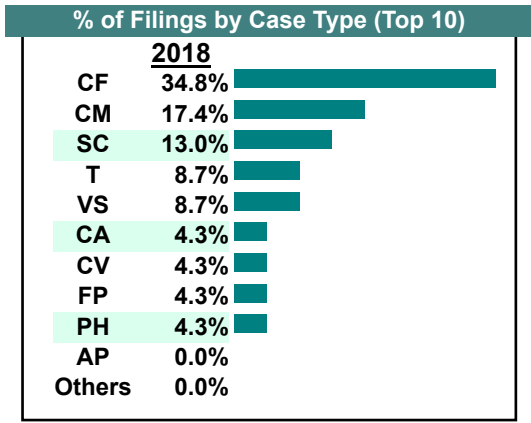
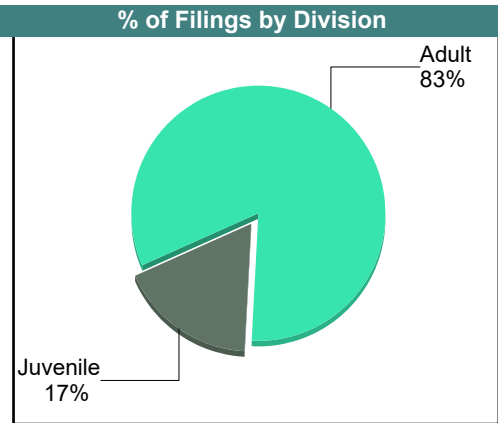
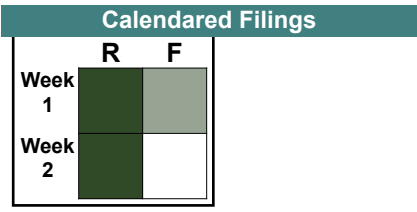
		<u>Filings</u>	<u>Hearings</u>	<u>Transactions</u>	<u>Concluded</u>	<u>Cont</u>
Adult						
Capias	CA	0	2	2	2	-
Misdemeanor	CM	4	7	7	3	4
Family Abuse - Prot Order	FP	2	4	4	1	3
Show Cause	SC	4	6	6	3	3
Civil Support	VS	2	7	7	3	4
Adult Total		12	26	26	12	14
Juvenile						
Child in Need of Services	CS	0	1	1	0	1
Custody Visitation	CV	7	19	19	5	14
Misdemeanor	DM	0	5	5	0	5
Petition	PT	1	3	3	2	1
Traffic	T	5	6	7	5	2
Juvenile Total		13	34	35	12	23
Richmond County Totals		25	60	61	24	37

Calendared Filings		
	R	F
Week 1		
Week 2		
Week 3		



July 2018

		<u>Filings</u>	<u>Hearings</u>	<u>Transactions</u>	<u>Concluded</u>	<u>Cont</u>
Adult						
Non-Family Abuse Prot Order	AP	0	1	1	0	1
Capias	CA	1	2	2	0	2
Felony	CF	8	12	12	6	6
Misdemeanor	CM	4	12	12	8	4
Family Abuse - Prot Order	FP	1	2	2	0	2
Show Cause	SC	3	9	9	7	2
Civil Support	VS	2	7	7	5	2
Adult Total		19	45	45	26	19
Juvenile						
Child in Need of Services	CS	0	1	1	0	1
Custody Visitation	CV	1	5	5	2	3
Misdemeanor	DM	0	1	1	0	1
Permanency	PH	1	1	1	1	-
Status	ST	0	1	1	0	1
Traffic	T	2	1	3	3	-
Juvenile Total		4	10	12	6	6
Richmond County Totals		23	55	57	32	25



CASELOAD STATISTICS OF THE JUVENILE & DOMESTIC RELATIONS COURTS

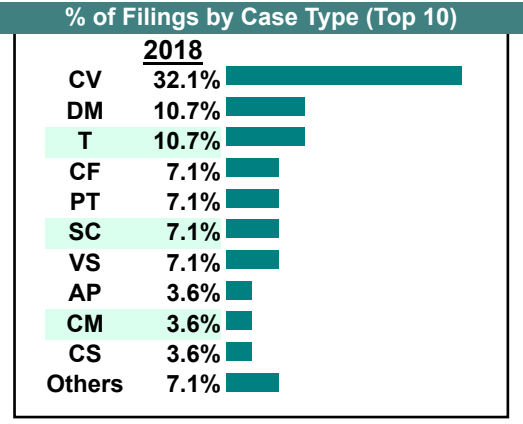
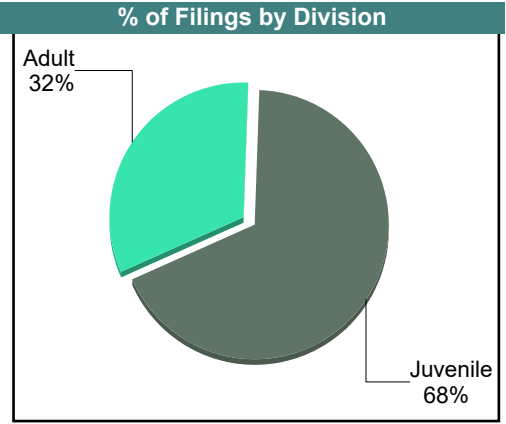
Richmond County

District: 15

June 2018

		<u>Filings</u>	<u>Hearings</u>	<u>Transactions</u>	<u>Concluded</u>	<u>Cont</u>
<u>Adult</u>						
Non-Family Abuse Prot Order	AP	1	1	1	0	1
Capias	CA	0	2	2	0	2
Felony	CF	2	5	5	1	4
Misdemeanor	CM	1	4	4	1	3
Family Abuse - Prot Order	FP	0	2	2	1	1
Other	OT	1	1	1	1	-
Show Cause	SC	2	10	10	3	7
Civil Support	VS	2	6	6	3	3
Adult Total		9	31	31	10	21
<u>Juvenile</u>						
Abuse or Neglect	AN	0	1	1	1	-
Child in Need of Services	CS	1	2	2	0	2
Custody Visitation	CV	9	24	24	9	15
Felony	DF	0	2	2	2	-
Misdemeanor	DM	3	8	8	2	6
Initial Foster Care	IF	1	1	1	1	-
Petition	PT	2	2	2	0	2
Traffic	T	3	3	5	3	2
Juvenile Total		19	43	45	18	27
Richmond County Totals		28	74	76	28	48

Calendared Filings	
	R F
Week 1	
Week 2	
Week 3	



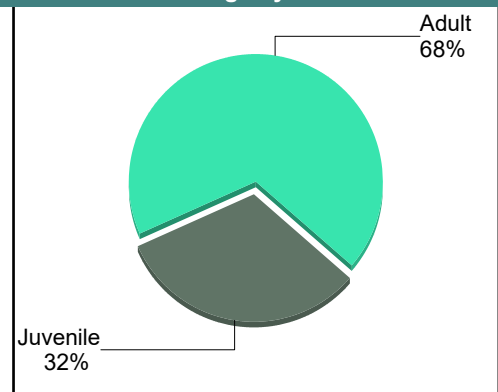
May 2018

		<u>Filings</u>	<u>Hearings</u>	<u>Transactions</u>	<u>Concluded</u>	<u>Cont</u>
Adult						
Capias	CA	1	1	1	0	1
Felony	CF	3	5	5	2	3
Misdemeanor	CM	4	9	9	3	6
Family Abuse - Prot Order	FP	2	2	2	0	2
Show Cause	SC	2	9	9	6	3
Civil Support	VS	3	8	8	5	3
Adult Total		15	34	34	16	18
Juvenile						
Abuse or Neglect	AN	1	2	2	0	2
Custody Visitation	CV	4	12	12	2	10
Misdemeanor	DM	0	1	1	1	-
Foster Care Review	FC	1	1	1	1	-
Show Cause	SC	1	2	2	2	-
Traffic	T	0	1	1	0	1
Juvenile Total		7	19	19	6	13
Richmond County Totals		22	53	53	22	31

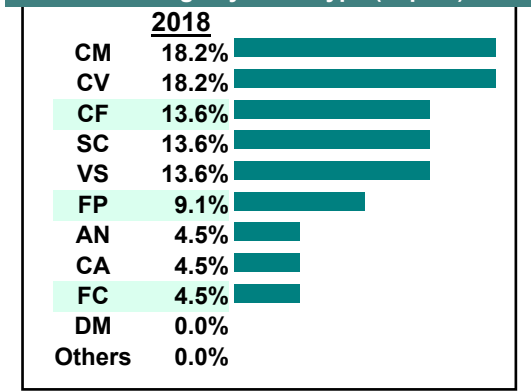
Calendared Filings

	T	R	F
Week 1		■	
Week 2			
Week 3		■	
Week 4			■

% of Filings by Division



% of Filings by Case Type (Top 10)



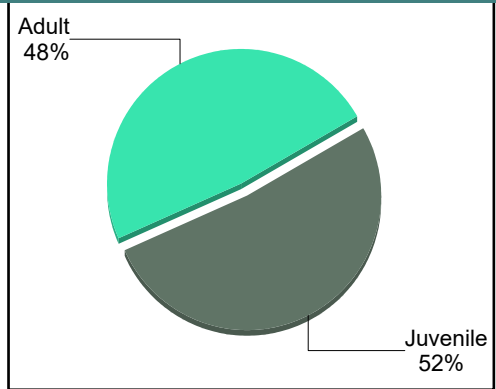
April 2018

		Filings	Hearings	Transactions	Concluded	Cont
Adult						
Felony	CF	2	3	3	0	3
Misdemeanor	CM	5	7	7	0	7
Family Abuse - Prot Order	FP	0	1	1	1	-
Motion - Prot Order	MP	1	1	1	1	-
Show Cause	SC	4	8	8	2	6
Civil Support	VS	2	3	3	1	2
Adult Total		14	23	23	5	18
Juvenile						
Custody Visitation	CV	8	8	8	0	8
Felony	DF	1	1	1	0	1
Misdemeanor	DM	1	3	3	2	1
Status	ST	0	2	2	1	1
Traffic	T	5	4	5	4	1
Juvenile Total		15	18	19	7	12
Richmond County Totals		29	41	42	12	30

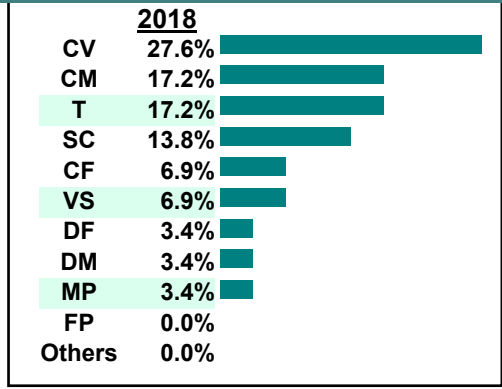
Calendared Filings

	R	F
Week 1	■	■
Week 2	■	■
Week 3	■	■
Week 4	■	■

% of Filings by Division



% of Filings by Case Type (Top 10)



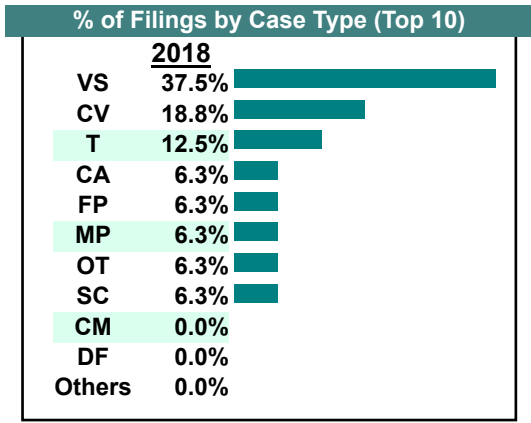
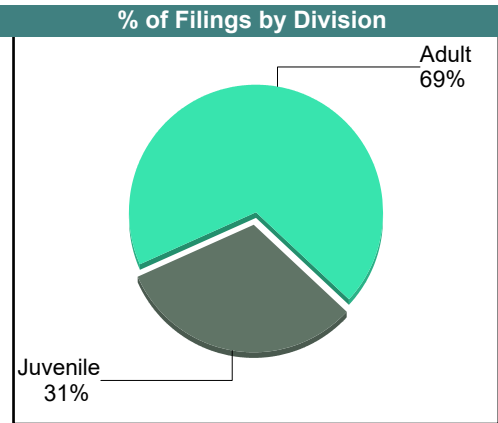
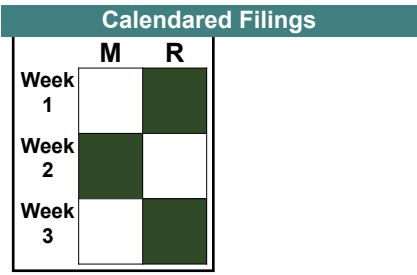
CASELOAD STATISTICS OF THE JUVENILE & DOMESTIC RELATIONS COURTS

Richmond County

District: 15

March 2018

		<u>Filings</u>	<u>Hearings</u>	<u>Transactions</u>	<u>Concluded</u>	<u>Cont</u>
Adult						
Capias	CA	1	3	3	3	-
Misdemeanor	CM	0	4	4	3	1
Family Abuse - Prot Order	FP	1	2	2	1	1
Motion - Prot Order	MP	1	1	1	1	-
Other	OT	1	1	1	1	-
Show Cause	SC	1	11	11	1	10
Civil Support	VS	6	9	9	4	5
Adult Total		11	31	31	14	17
Juvenile						
Custody Visitation	CV	3	8	8	3	5
Felony	DF	0	2	2	1	1
Misdemeanor	DM	0	3	3	1	2
Show Cause	SC	0	2	2	1	1
Status	ST	0	1	1	0	1
Traffic	T	2	3	4	3	1
Juvenile Total		5	19	20	9	11
Richmond County Totals		16	50	51	23	28



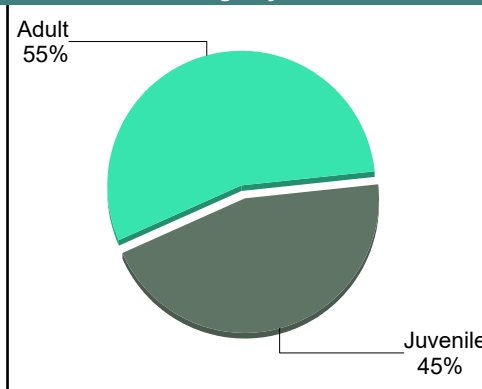
February 2018

		<u>Filings</u>	<u>Hearings</u>	<u>Transactions</u>	<u>Concluded</u>	<u>Cont</u>
<u>Adult</u>						
Capias	CA	1	2	2	0	2
Misdemeanor	CM	3	5	5	0	5
Family Abuse - Prot Order	FP	2	3	3	2	1
Show Cause	SC	1	6	6	1	5
Civil Support	VS	4	7	7	3	4
Adult Total		11	23	23	6	17
<u>Juvenile</u>						
Custody Visitation	CV	3	4	4	3	1
Felony	DF	0	2	2	0	2
Misdemeanor	DM	1	14	14	1	13
Entrustment	ET	1	1	1	1	-
Permanency	PH	1	1	1	1	-
Show Cause	SC	0	1	1	0	1
Status	ST	1	2	2	0	2
Traffic	T	2	7	7	4	3
Juvenile Total		9	32	32	10	22
Richmond County Totals		20	55	55	16	39

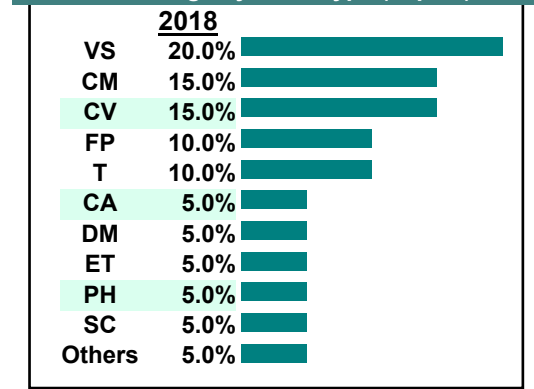
Calendared Filings

	R	F
Week 1	Dark Green	Light Green
Week 2	Dark Green	Light Green
Week 3	Light Green	Dark Green

% of Filings by Division



% of Filings by Case Type (Top 10)



CASELOAD STATISTICS OF THE JUVENILE & DOMESTIC RELATIONS COURTS

Richmond County

District: 15

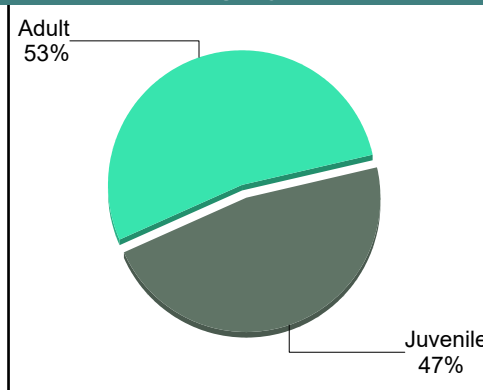
January 2018

		<u>Filings</u>	<u>Hearings</u>	<u>Transactions</u>	<u>Concluded</u>	<u>Cont</u>
<u>Adult</u>						
Capias	CA	1	1	1	0	1
Misdemeanor	CM	0	6	6	2	4
Family Abuse - Prot Order	FP	1	3	3	2	1
Show Cause	SC	2	8	8	2	6
Civil Support	VS	5	8	8	5	3
Adult Total		9	26	26	11	15
<u>Juvenile</u>						
Abuse or Neglect	AN	0	1	1	1	-
Custody Visitation	CV	7	11	11	10	1
Felony	DF	0	4	4	2	2
Misdemeanor	DM	0	17	17	7	10
Initial Foster Care	IF	1	1	1	1	-
Status	ST	0	1	1	0	1
Traffic	T	0	5	5	1	4
Juvenile Total		8	40	40	22	18
Richmond County Totals		17	66	66	33	33

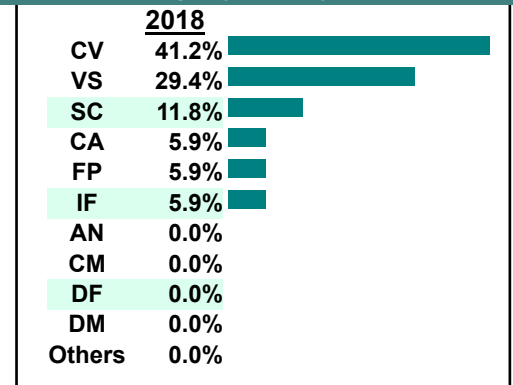
Calendared Filings

	R	F
Week 1	█	
Week 2	█	
Week 3	█	

% of Filings by Division



% of Filings by Case Type (Top 10)



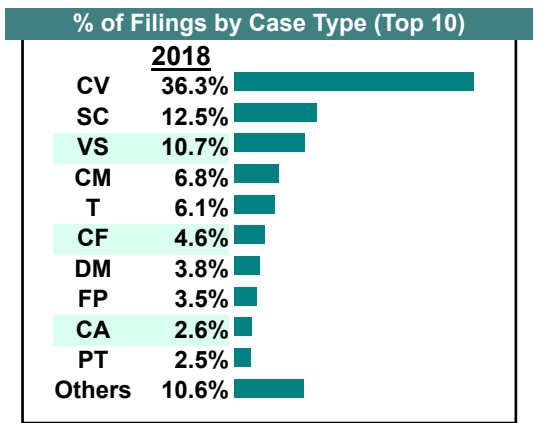
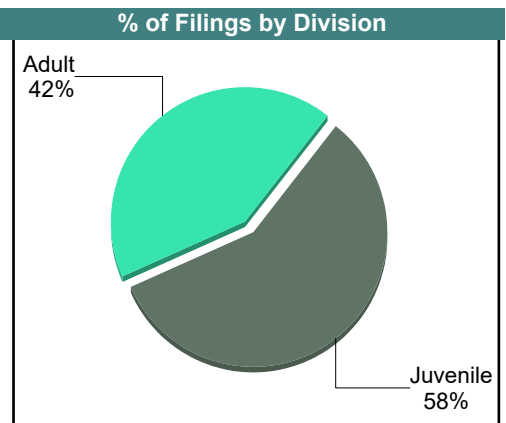
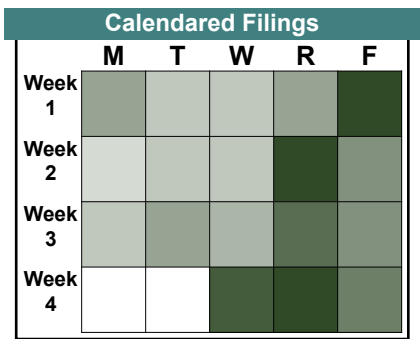
CASELOAD STATISTICS OF THE JUVENILE & DOMESTIC RELATIONS COURTS

December 2018

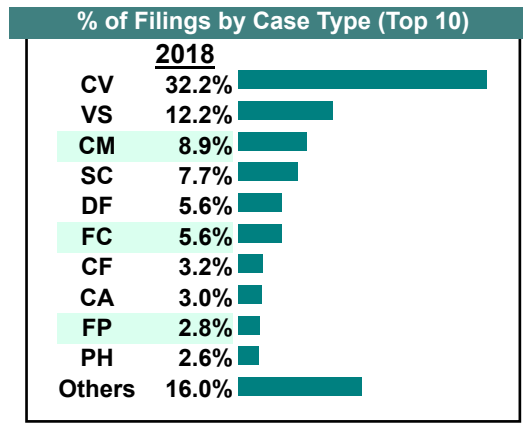
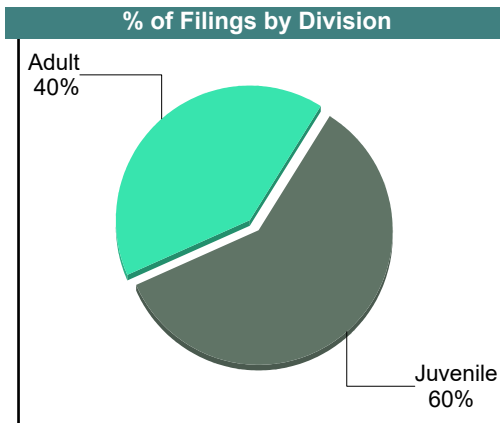

Spotsylvania

District: 15

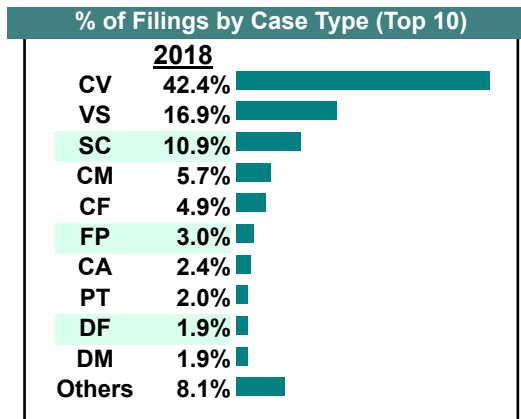
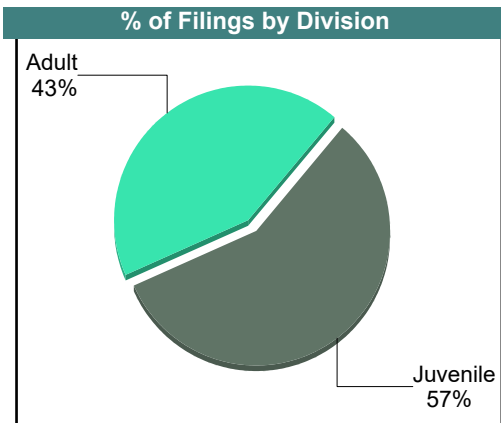
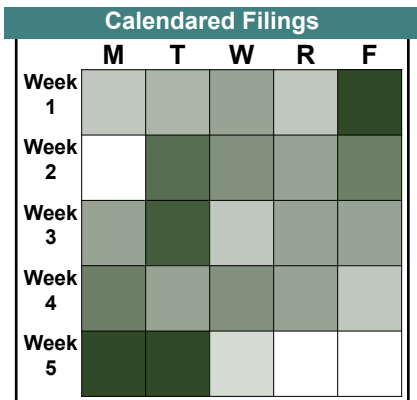
		Filings	Hearings	Transactions	Concluded	Cont
Adult						
Non-Family Abuse Prot Order	AP	0	3	3	3	-
Capias	CA	16	54	54	31	23
Felony	CF	28	61	68	29	39
Misdemeanor	CM	41	120	120	42	78
Crim Support	CS	1	1	1	0	1
Family Abuse - Prot Order	FP	21	48	48	20	28
Motion - Prot Order	MP	3	3	3	0	3
Violation of PO	PV	1	1	1	1	-
Remand Support	RS	8	8	8	8	-
Show Cause	SC	72	156	156	89	67
Civil Support	VS	65	160	160	87	73
Adult Total		256	615	622	310	312
Juvenile						
Abuse or Neglect	AN	2	8	8	3	5
Non-Family Abuse Prot Order	AP	0	3	3	2	1
Custody Relief	CR	2	2	2	2	-
Child in Need of Services	CS	1	7	7	1	6
Custody Visitation	CV	220	469	469	246	223
Felony	DF	8	42	42	7	35
Misdemeanor	DM	23	50	50	13	37
Entrustment	ET	2	2	2	2	-
Foster Care Review	FC	11	12	12	12	-
Initial Foster Care	IF	3	3	3	3	-
Permanency	PH	5	5	5	5	-
Petition	PT	15	24	24	7	17
Remand Custody	RC	3	3	3	3	-
Remand Visitation	RV	3	3	3	3	-
Show Cause	SC	4	6	6	2	4
Status	ST	1	4	4	4	-
Traffic	T	37	35	38	35	3
Term Parental Rights	TP	4	16	16	6	10
Truancy	TR	5	9	9	1	8
Voluntary Continuing Services Agreement	VA	1	1	1	1	-
Juvenile Total		350	704	707	358	349
Spotsylvania Totals		606	1,319	1,329	668	661



		Filings	Hearings	Transactions	Concluded	Cont
Adult						
Non-Family Abuse Prot Order	AP	4	5	5	1	4
Capias	CA	15	59	59	22	37
Felony	CF	17	80	89	42	47
Misdemeanor	CM	47	125	125	42	83
Family Abuse - Prot Order	FP	15	38	38	22	16
Motion - Prot Order	MP	2	2	2	2	-
Violation of PO	PV	2	2	2	2	-
Remand Support	RS	8	8	8	8	-
Show Cause	SC	40	100	100	41	59
Civil Support	VS	65	161	161	67	94
Adult Total		215	580	589	249	340
Juvenile						
Abuse or Neglect	AN	0	8	8	3	5
Non-Family Abuse Prot Order	AP	2	2	2	0	2
Capias	CA	1	1	1	1	-
Custody Relief	CR	3	4	4	3	1
Child in Need of Services	CS	1	3	3	1	2
Custody Visitation	CV	171	406	406	198	208
Felony	DF	30	77	77	18	59
Misdemeanor	DM	12	53	53	20	33
Foster Care Review	FC	30	30	30	30	-
Initial Foster Care	IF	2	4	4	4	-
Motion - Prot Order	MP	3	3	3	3	-
Permanency	PH	14	14	14	14	-
Petition	PT	9	12	12	8	4
Remand Custody	RC	10	10	10	10	-
Remand Visitation	RV	10	10	10	10	-
Show Cause	SC	1	4	4	2	2
Status	ST	1	7	7	3	4
Traffic	T	13	18	18	17	1
Term Parental Rights	TP	0	1	1	1	-
Truancy	TR	3	9	9	1	8
Juvenile Total		316	676	676	347	329
Spotsylvania Totals		531	1,256	1,265	596	669



		<u>Filings</u>	<u>Hearings</u>	<u>Transactions</u>	<u>Concluded</u>	<u>Cont</u>
<u>Adult</u>						
Capias	CA	16	59	59	24	35
Felony	CF	39	110	119	35	84
Misdemeanor	CM	46	159	159	58	101
Family Abuse - Prot Order	FP	24	58	58	25	33
Violation of PO	PV	3	3	3	3	-
Remand Support	RS	1	1	1	1	-
Show Cause	SC	78	197	197	96	101
Civil Support	VS	135	227	227	119	108
Adult Total		342	814	823	361	462
<u>Juvenile</u>						
Abuse or Neglect	AN	4	15	15	4	11
Non-Family Abuse Prot Order	AP	2	4	4	1	3
Capias	CA	3	3	3	3	-
Child in Need of Services	CS	0	1	1	0	1
Custody Visitation	CV	340	624	624	293	331
Felony	DF	15	57	57	6	51
Misdemeanor	DM	15	40	40	11	29
Entrustment	ET	4	4	4	4	-
Foster Care Review	FC	13	13	13	12	1
Initial Foster Care	IF	3	3	3	1	2
Permanency	PH	10	10	10	10	-
Petition	PT	16	18	18	8	10
Show Cause	SC	9	15	15	11	4
Status	ST	1	11	11	6	5
Traffic	T	9	19	19	15	4
Term Parental Rights	TP	8	8	8	6	2
Truancy	TR	4	10	10	1	9
Voluntary Continuing Services Agreement	VA	3	4	4	4	-
Juvenile Total		459	859	859	396	463
Spotsylvania Totals		801	1,673	1,682	757	925



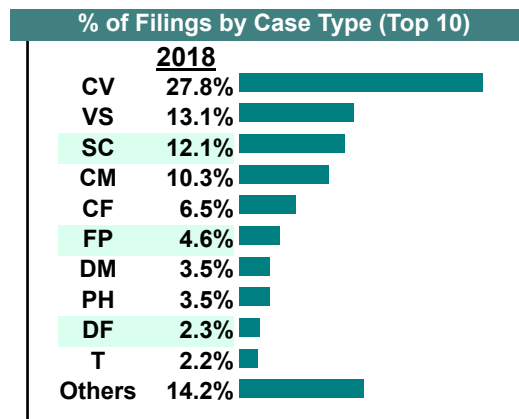
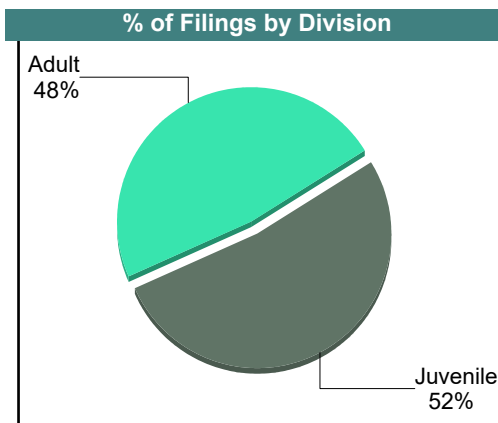
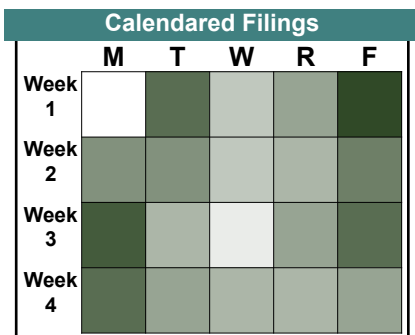
CASELOAD STATISTICS OF THE JUVENILE & DOMESTIC RELATIONS COURTS

September 2018

Spotsylvania

District: 15

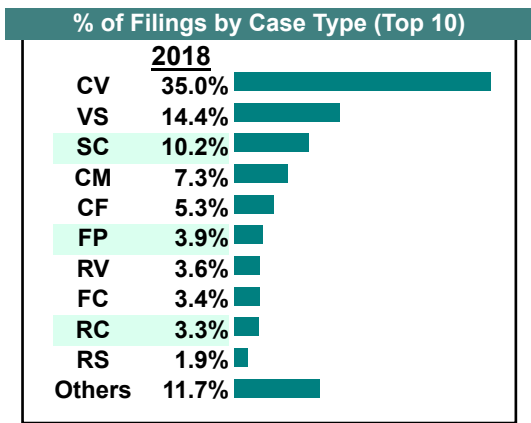
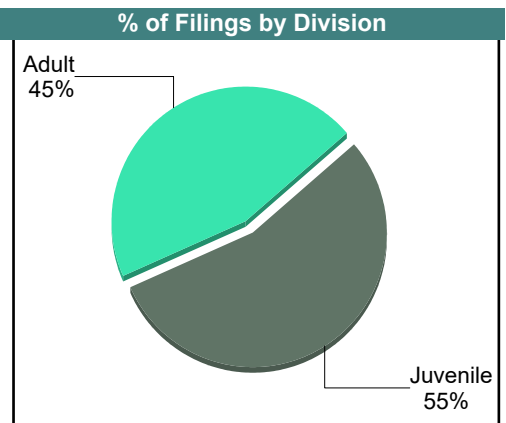

		<u>Filings</u>	<u>Hearings</u>	<u>Transactions</u>	<u>Concluded</u>	<u>Cont</u>
Adult						
Capias	CA	8	48	48	21	27
Felony	CF	39	128	144	68	76
Misdemeanor	CM	62	186	186	69	117
Family Abuse - Prot Order	FP	28	63	63	23	40
Violation of PO	PV	1	1	1	1	-
Remand Support	RS	9	9	9	9	-
Show Cause	SC	63	155	155	57	98
Civil Support	VS	79	177	177	105	72
Adult Total		289	767	783	353	430
Juvenile						
Abuse or Neglect	AN	4	25	25	13	12
Non-Family Abuse Prot Order	AP	1	1	1	1	-
Child in Need of Services	CS	3	10	10	3	7
Custody Visitation	CV	168	404	404	214	190
Felony	DF	14	46	46	4	42
Misdemeanor	DM	21	38	38	5	33
Foster Care Review	FC	6	6	6	6	-
Initial Foster Care	IF	10	10	10	10	-
Permanency	PH	21	27	27	25	2
Petition	PT	6	8	8	5	3
Remand Custody	RC	11	11	11	11	-
Child at Risk	RI	0	5	5	4	1
Remand Visitation	RV	11	11	11	11	-
Show Cause	SC	10	19	19	8	11
Status	ST	1	17	17	3	14
Traffic	T	13	14	14	8	6
Term Parental Rights	TP	12	20	20	9	11
Truancy	TR	3	8	8	2	6
Juvenile Total		315	680	680	342	338
Spotsylvania Totals		604	1,447	1,463	695	768



		Filings	Hearings	Transactions	Concluded	Cont
Adult						
Capias	CA	14	66	66	17	49
Felony	CF	42	176	177	36	141
Misdemeanor	CM	57	122	122	39	83
Crim Support	CS	0	1	1	1	-
Family Abuse - Prot Order	FP	31	66	66	31	35
Motion - Prot Order	MP	3	3	3	3	-
Violation of PO	PV	1	1	1	1	-
Remand Support	RS	15	15	15	15	-
Show Cause	SC	78	184	184	84	100
SL/Other	SL	2	2	2	2	-
Civil Support	VS	113	226	226	117	109
Adult Total		356	862	863	346	517

Juvenile						
Abuse or Neglect	AN	4	38	38	20	18
Custody Relief	CR	1	1	1	1	-
Child in Need of Services	CS	2	3	3	0	3
Custody Visitation	CV	275	519	519	245	274
Felony	DF	11	50	50	6	44
Misdemeanor	DM	12	34	34	14	20
Emancipation	EP	0	1	1	1	-
Foster Care Review	FC	27	28	28	28	-
Initial Foster Care	IF	9	10	10	10	-
Permanency	PH	9	9	9	9	-
Petition	PT	7	8	8	5	3
Remand Custody	RC	26	26	26	26	-
Child at Risk	RI	0	3	3	0	3
Remand Visitation	RV	28	28	28	28	-
Show Cause	SC	2	3	3	0	3
Status	ST	0	5	5	1	4
Traffic	T	9	15	17	16	1
Term Parental Rights	TP	8	9	9	9	-
Truancy	TR	0	8	8	1	7
Voluntary Continuing Services Agreement	VA	0	2	2	2	-
Juvenile Total		430	800	802	422	380

Spotsylvania Totals		786	1,662	1,665	768	897
----------------------------	--	------------	--------------	--------------	------------	------------



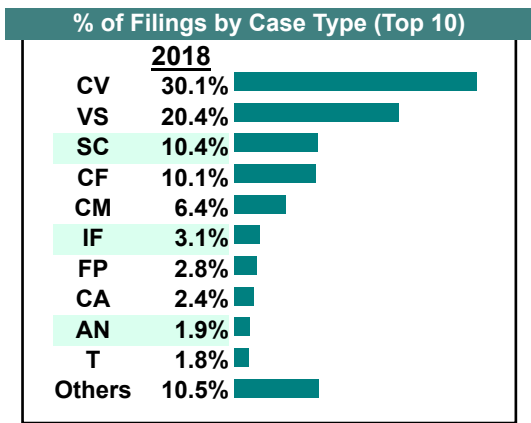
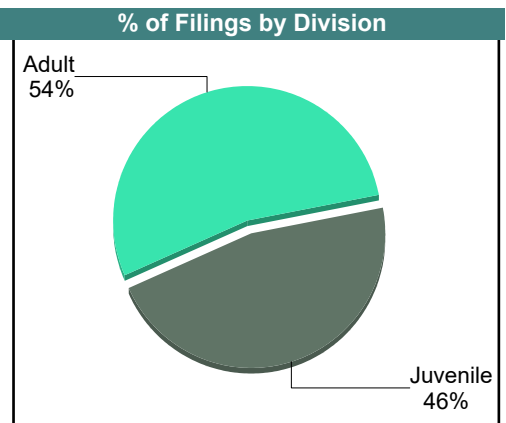
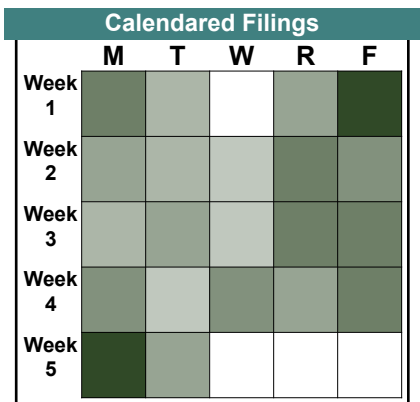
CASELOAD STATISTICS OF THE JUVENILE & DOMESTIC RELATIONS COURTS

July 2018

Spotsylvania

District: 15

		Filings	Hearings	Transactions	Concluded	Cont
Adult						
Capias	CA	18	67	67	22	45
Felony	CF	75	162	173	59	114
Misdemeanor	CM	47	170	170	66	104
Crim Support	CS	0	1	1	0	1
Family Abuse - Prot Order	FP	21	40	40	19	21
Motion - Prot Order	MP	1	2	2	2	-
Violation of PO	PV	4	4	4	4	-
Remand Support	RS	6	6	6	6	-
Show Cause	SC	74	164	164	69	95
Civil Support	VS	151	239	239	138	101
Adult Total		397	855	866	385	481
Juvenile						
Abuse or Neglect	AN	14	64	64	23	41
Child in Need of Services	CS	3	4	4	0	4
Custody Visitation	CV	223	536	536	299	237
Felony	DF	3	29	29	6	23
Misdemeanor	DM	9	34	34	19	15
Emancipation	EP	0	2	2	0	2
Entrustment	ET	4	4	4	4	-
Foster Care Review	FC	5	5	5	5	-
Initial Foster Care	IF	23	23	23	23	-
Motion - Prot Order	MP	1	1	1	1	-
Permanency	PH	8	8	8	6	2
Petition	PT	6	14	14	13	1
Remand Custody	RC	6	6	6	6	-
Child at Risk	RI	3	3	3	0	3
Remand Visitation	RV	6	6	6	6	-
Show Cause	SC	3	6	6	3	3
Status	ST	0	5	5	2	3
Traffic	T	13	13	16	12	4
Term Parental Rights	TP	9	9	9	1	8
Truancy	TR	3	4	4	1	3
Voluntary Continuing Services Agreement	VA	1	1	1	0	1
Juvenile Total		343	777	780	430	350
Spotsylvania Totals		740	1,632	1,646	815	831



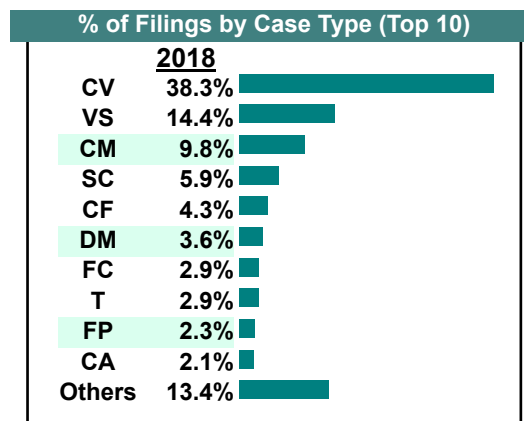
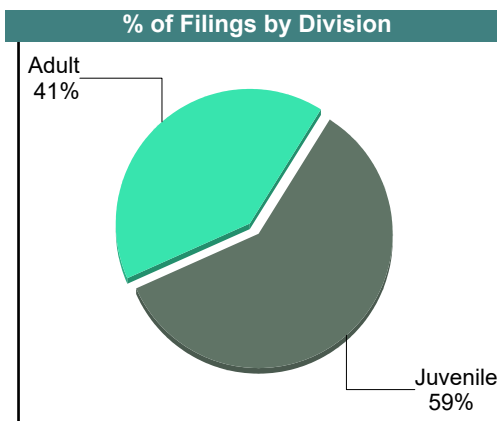
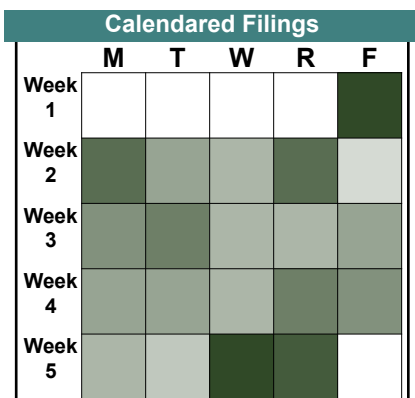
CASELOAD STATISTICS OF THE JUVENILE & DOMESTIC RELATIONS COURTS

June 2018

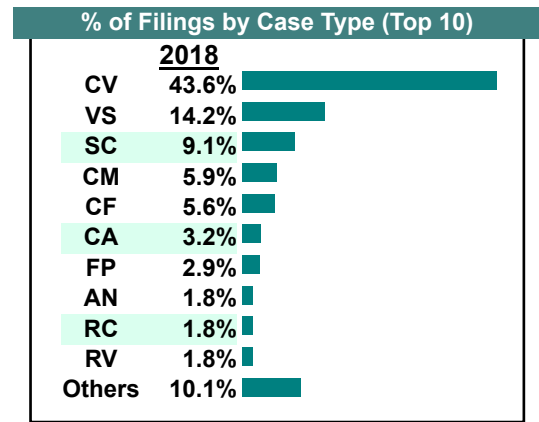
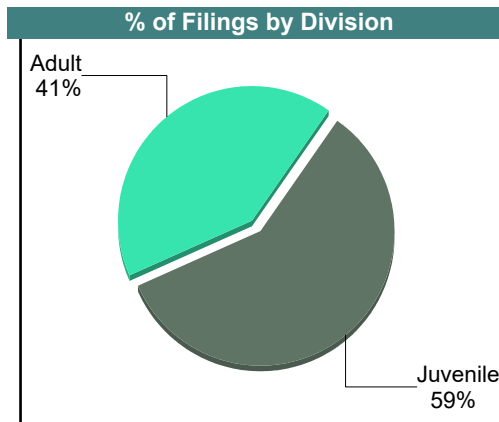

Spotsylvania

District: 15

		<u>Filings</u>	<u>Hearings</u>	<u>Transactions</u>	<u>Concluded</u>	<u>Cont</u>
<u>Adult</u>						
Non-Family Abuse Prot Order	AP	1	1	1	1	-
Capias	CA	13	76	76	23	53
Felony	CF	26	95	100	26	74
Misdemeanor	CM	60	138	138	41	97
Crim Support	CS	1	1	1	0	1
Family Abuse - Prot Order	FP	14	37	37	17	20
Motion - Prot Order	MP	2	3	3	2	1
Remand Support	RS	12	12	12	12	-
Show Cause	SC	31	158	158	81	77
Civil Support	VS	88	182	182	91	91
Adult Total		248	703	708	294	414
<u>Juvenile</u>						
Abuse or Neglect	AN	12	46	46	11	35
Custody Relief	CR	1	1	1	1	-
Child in Need of Services	CS	3	5	5	3	2
Custody Visitation	CV	234	509	509	241	268
Felony	DF	13	56	56	3	53
Misdemeanor	DM	22	64	64	14	50
Emancipation	EP	1	1	1	0	1
Entrustment	ET	1	1	1	1	-
Foster Care Review	FC	18	18	18	18	-
Initial Foster Care	IF	3	6	6	5	1
Motion - Prot Order	MP	1	1	1	1	-
Permanency	PH	3	7	7	3	4
Petition	PT	2	9	9	6	3
Remand Custody	RC	10	10	10	10	-
Child at Risk	RI	2	3	3	0	3
Remand Visitation	RV	10	10	10	10	-
Show Cause	SC	5	11	11	5	6
Status	ST	1	18	18	5	13
Traffic	T	18	23	25	12	13
Term Parental Rights	TP	1	2	2	2	-
Truancy	TR	2	2	2	1	1
Voluntary Continuing Services Agreement	VA	0	1	1	1	-
Juvenile Total		363	804	806	353	453
Spotsylvania Totals		611	1,507	1,514	647	867

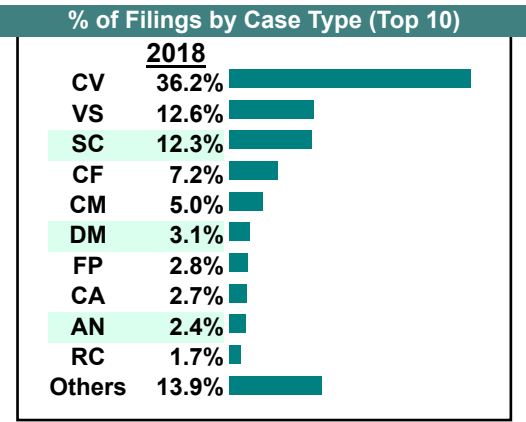
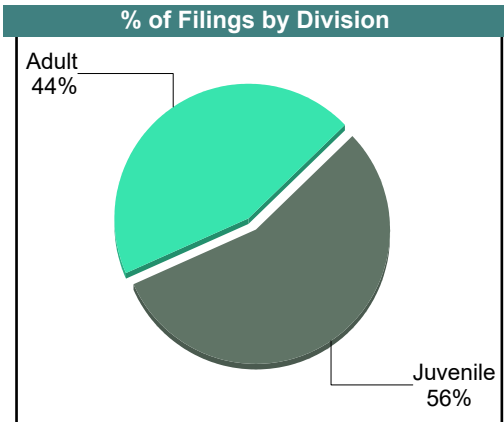



		Filings	Hearings	Transactions	Concluded	Cont
Adult						
Capias	CA	25	73	73	26	47
Felony	CF	44	123	131	46	85
Misdemeanor	CM	46	155	155	62	93
Crim Support	CS	1	1	1	1	-
Family Abuse - Prot Order	FP	20	47	47	21	26
Motion - Prot Order	MP	3	4	4	3	1
Remand Support	RS	7	7	7	7	-
Show Cause	SC	67	250	250	125	125
Civil Support	VS	111	214	214	108	106
Adult Total		324	874	882	399	483
Juvenile						
Abuse or Neglect	AN	14	57	57	10	47
Non-Family Abuse Prot Order	AP	2	2	2	2	-
Child in Need of Services	CS	4	4	4	1	3
Custody Visitation	CV	341	593	593	254	339
Felony	DF	5	31	31	4	27
Misdemeanor	DM	7	40	40	12	28
Foster Care Review	FC	10	13	13	12	1
Family Abuse - Prot Order	FP	3	4	4	4	-
Initial Foster Care	IF	10	10	10	10	-
Permanency	PH	13	14	14	14	-
Petition	PT	4	7	7	4	3
Remand Custody	RC	14	14	14	14	-
Restricted O/L	RL	1	1	1	1	-
Remand Visitation	RV	14	14	14	14	-
Show Cause	SC	4	13	13	5	8
Status	ST	2	19	19	4	15
Traffic	T	10	10	11	8	3
Term Parental Rights	TP	0	6	6	6	-
Truancy	TR	0	3	3	2	1
Juvenile Total		458	855	856	381	475
Spotsylvania Totals		782	1,729	1,738	780	958



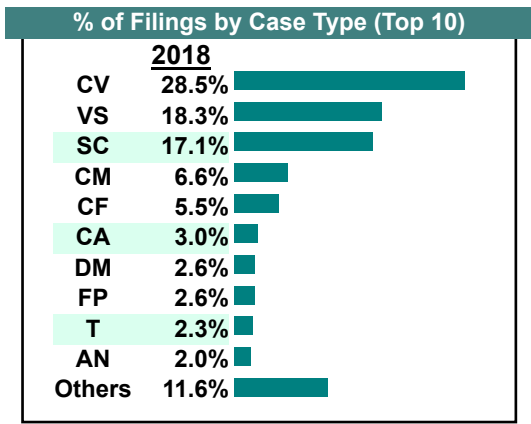
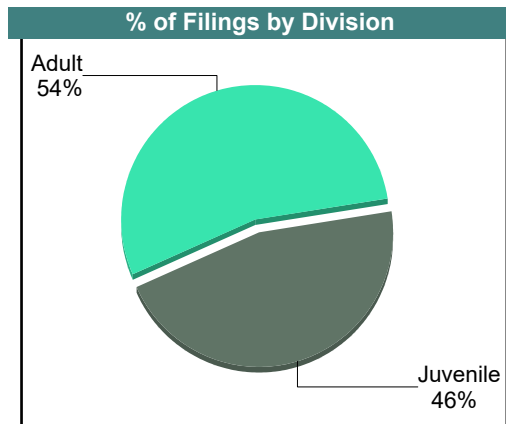

April 2018

		Filings	Hearings	Transactions	Concluded	Cont
Adult						
Capias	CA	22	62	62	16	46
Felony	CF	59	169	177	76	101
Misdemeanor	CM	41	116	116	33	83
Family Abuse - Prot Order	FP	23	42	42	18	24
Motion - Prot Order	MP	4	4	4	4	-
Violation of PO	PV	1	1	1	1	-
Remand Support	RS	11	11	11	11	-
Show Cause	SC	99	211	211	96	115
Civil Support	VS	103	225	225	124	101
Adult Total		363	841	849	379	470
Juvenile						
Abuse or Neglect	AN	20	63	63	14	49
Child in Need of Services	CS	0	2	2	2	-
Custody Visitation	CV	296	522	522	260	262
Felony	DF	5	20	20	4	16
Misdemeanor	DM	25	43	43	18	25
Entrustment	ET	4	5	5	5	-
Foster Care Review	FC	13	13	13	13	-
Family Abuse - Prot Order	FP	0	2	2	0	2
Initial Foster Care	IF	13	13	13	10	3
Permanency	PH	12	24	24	16	8
Petition	PT	10	15	15	6	9
Remand Custody	RC	14	14	14	14	-
Remand Visitation	RV	14	14	14	14	-
Show Cause	SC	2	2	2	1	1
Status	ST	9	26	26	3	23
Traffic	T	14	14	15	9	6
Term Parental Rights	TP	1	18	18	8	10
Truancy	TR	0	4	4	0	4
Voluntary Continuing Services Agreement	VA	3	4	4	3	1
Juvenile Total		455	818	819	400	419
Spotsylvania Totals		818	1,659	1,668	779	889



March 2018

		<u>Filings</u>	<u>Hearings</u>	<u>Transactions</u>	<u>Concluded</u>	<u>Cont</u>
<u>Adult</u>						
Capias	CA	22	70	70	20	50
Felony	CF	41	175	189	59	130
Misdemeanor	CM	49	148	148	41	107
Family Abuse - Prot Order	FP	18	46	46	26	20
Motion - Prot Order	MP	2	2	2	2	-
Remand Support	RS	6	6	6	6	-
Show Cause	SC	124	210	210	86	124
SL/Other	SL	4	4	4	4	-
Civil Support	VS	136	219	219	120	99
Adult Total		402	880	894	364	530
<u>Juvenile</u>						
Abuse or Neglect	AN	15	49	49	5	44
Child in Need of Services	CS	0	3	3	2	1
Custody Visitation	CV	212	465	465	310	155
Felony	DF	9	27	27	6	21
Misdemeanor	DM	19	39	39	14	25
Entrustment	ET	0	1	1	0	1
Foster Care Review	FC	12	14	14	12	2
Family Abuse - Prot Order	FP	1	2	2	1	1
Initial Foster Care	IF	1	2	2	2	-
Motion - Prot Order	MP	2	2	2	2	-
Permanency	PH	13	14	14	13	1
Petition	PT	10	16	16	11	5
Remand Custody	RC	10	10	10	10	-
Remand Visitation	RV	10	10	10	10	-
Show Cause	SC	3	7	7	4	3
Status	ST	3	21	21	3	18
Traffic	T	17	15	19	19	-
Term Parental Rights	TP	4	8	8	0	8
Truancy	TR	0	6	6	2	4
Juvenile Total		341	711	715	426	289
Spotsylvania Totals		743	1,591	1,609	790	819



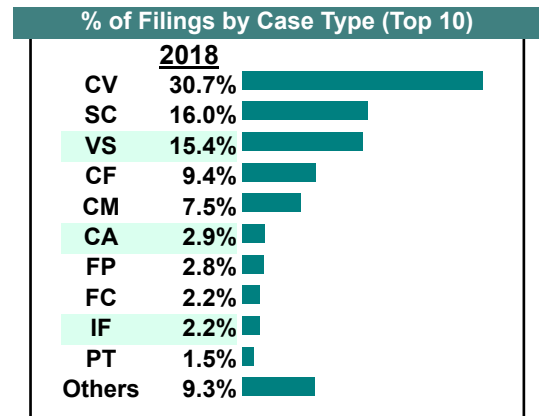
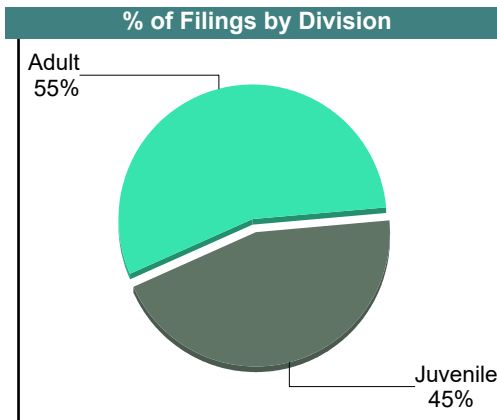
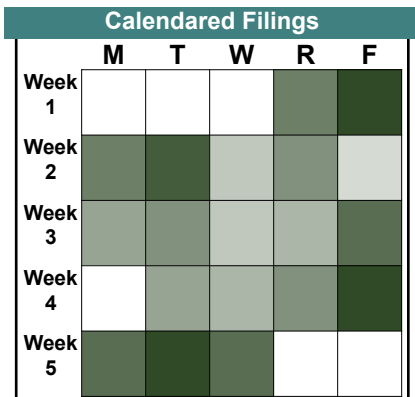
CASELOAD STATISTICS OF THE JUVENILE & DOMESTIC RELATIONS COURTS

February 2018

Spotsylvania

District: 15

		<u>Filings</u>	<u>Hearings</u>	<u>Transactions</u>	<u>Concluded</u>	<u>Cont</u>
<u>Adult</u>						
Capias	CA	21	46	46	10	36
Felony	CF	68	140	150	28	122
Misdemeanor	CM	54	136	136	57	79
Crim Support	CS	1	1	1	1	-
Family Abuse - Prot Order	FP	20	49	49	22	27
Motion - Prot Order	MP	6	9	9	8	1
Violation of PO	PV	0	2	2	2	-
Remand Support	RS	3	3	3	3	-
Show Cause	SC	113	205	205	95	110
SL/Other	SL	1	1	1	1	-
Civil Support	VS	111	194	194	109	85
Adult Total		398	786	796	336	460
<u>Juvenile</u>						
Abuse or Neglect	AN	9	46	46	25	21
Capias	CA	0	1	1	1	-
Custody Relief	CR	0	2	2	2	-
Child in Need of Services	CS	0	1	1	0	1
Custody Visitation	CV	221	407	407	217	190
Felony	DF	2	25	25	4	21
Misdemeanor	DM	10	36	36	12	24
Entrustment	ET	1	1	1	0	1
Foster Care Review	FC	16	18	18	16	2
Family Abuse - Prot Order	FP	0	1	1	0	1
Initial Foster Care	IF	16	21	21	21	-
Permanency	PH	10	10	10	9	1
Petition	PT	11	16	16	14	2
Remand Custody	RC	3	3	3	3	-
Remand Visitation	RV	3	3	3	3	-
Show Cause	SC	2	11	11	8	3
Status	ST	9	24	24	3	21
Traffic	T	4	14	14	10	4
Term Parental Rights	TP	4	8	8	3	5
Truancy	TR	0	5	5	0	5
Voluntary Continuing Services Agreement	VA	1	2	2	0	2
Juvenile Total		322	655	655	351	304
Spotsylvania Totals		720	1,441	1,451	687	764



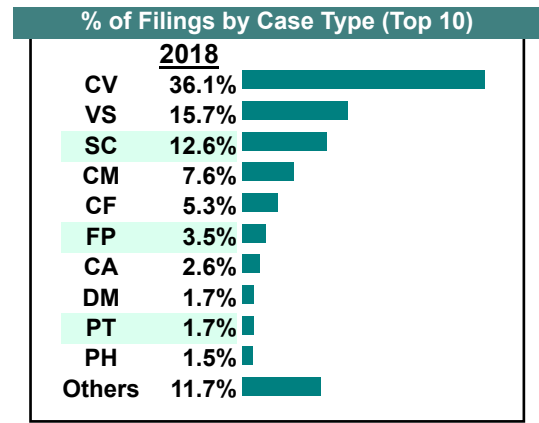
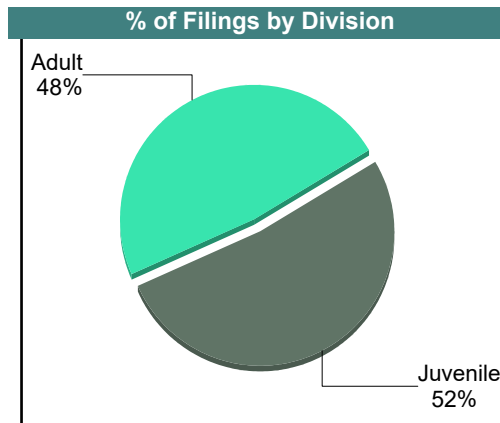

CASELOAD STATISTICS OF THE JUVENILE & DOMESTIC RELATIONS COURTS

January 2018

Spotsylvania

District: 15

		Filings	Hearings	Transactions	Concluded	Cont
Adult						
Capias	CA	19	49	49	18	31
Felony	CF	38	111	118	46	72
Misdemeanor	CM	55	138	138	47	91
Family Abuse - Prot Order	FP	24	43	43	15	28
Motion - Prot Order	MP	3	4	4	3	1
Remand Support	RS	8	8	8	8	-
Show Cause	SC	83	217	217	101	116
SL/Other	SL	3	4	4	3	1
Civil Support	VS	113	215	215	122	93
Adult Total		346	789	796	363	433
Juvenile						
Abuse or Neglect	AN	2	27	27	5	22
Capias	CA	0	1	1	0	1
Custody Relief	CR	1	1	1	1	-
Child in Need of Services	CS	1	2	2	0	2
Custody Visitation	CV	260	518	518	223	295
Felony	DF	7	22	22	3	19
Misdemeanor	DM	12	30	30	11	19
Entrustment	ET	1	1	1	1	-
Foster Care Review	FC	5	7	7	5	2
Family Abuse - Prot Order	FP	1	2	2	1	1
Initial Foster Care	IF	6	8	8	5	3
Motion - Prot Order	MP	3	3	3	3	-
Permanency	PH	11	11	11	3	8
Petition	PT	12	19	19	10	9
Remand Custody	RC	11	11	11	11	-
Remand Visitation	RV	9	9	9	9	-
Show Cause	SC	8	17	17	8	9
Status	ST	6	17	17	2	15
Traffic	T	10	11	12	11	1
Term Parental Rights	TP	8	11	11	3	8
Truancy	TR	0	7	7	2	5
Juvenile Total		374	735	736	317	419
Spotsylvania Totals		720	1,524	1,532	680	852



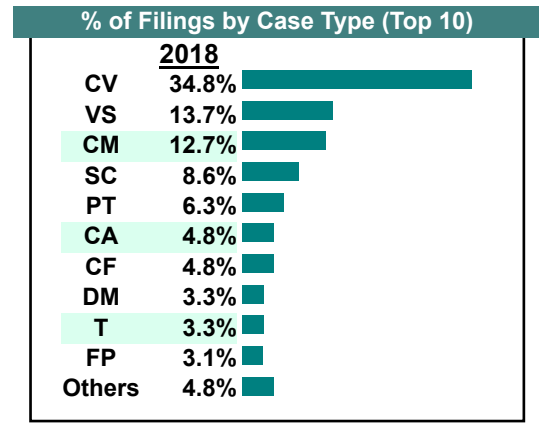
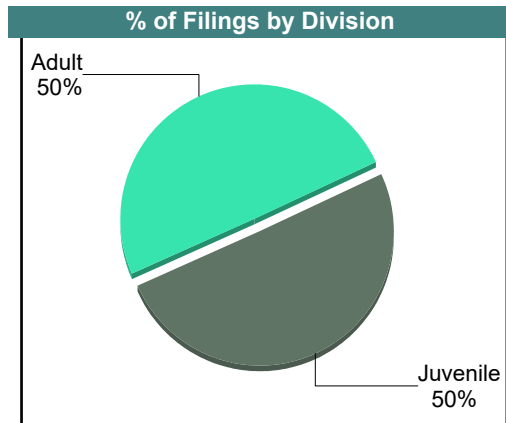
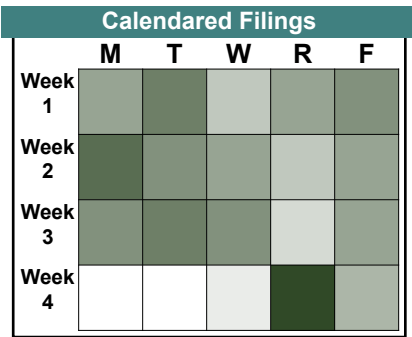
CASELOAD STATISTICS OF THE JUVENILE & DOMESTIC RELATIONS COURTS

December 2018

Stafford

District: 15

		<u>Filings</u>	<u>Hearings</u>	<u>Transactions</u>	<u>Concluded</u>	<u>Cont</u>
<u>Adult</u>						
Non-Family Abuse Prot Order	AP	1	2	2	1	1
Capias	CA	27	76	76	41	35
Felony	CF	29	132	148	44	104
Misdemeanor	CM	77	254	254	64	188
Family Abuse - Prot Order	FP	18	39	39	16	23
Motion - Prot Order	MP	5	6	6	5	1
Violation Fam Abuse PO	PS	1	1	1	1	-
Violation of PO	PV	5	5	5	5	-
Remand Support	RS	3	3	3	3	-
Show Cause	SC	51	132	132	68	64
SL/Other	SL	2	10	10	4	6
Civil Support	VS	83	147	147	80	67
Adult Total		302	807	823	332	489
<u>Juvenile</u>						
Abuse or Neglect	AN	3	3	3	1	2
Capias	CA	2	6	6	0	6
Child in Need of Services	CS	0	7	7	5	2
Custody Visitation	CV	211	440	440	237	203
Felony	DF	3	30	30	8	22
Misdemeanor	DM	20	55	55	17	38
Foster Care Review	FC	1	1	1	0	1
Family Abuse - Prot Order	FP	1	2	2	2	-
Permanency	PH	4	5	5	1	4
Petition	PT	38	59	59	22	37
Show Cause	SC	1	2	2	1	1
Traffic	T	20	38	38	18	20
Voluntary Continuing Services Agreement	VA	1	1	1	1	-
Juvenile Total		305	649	649	313	336
Stafford Totals		607	1,456	1,472	645	825



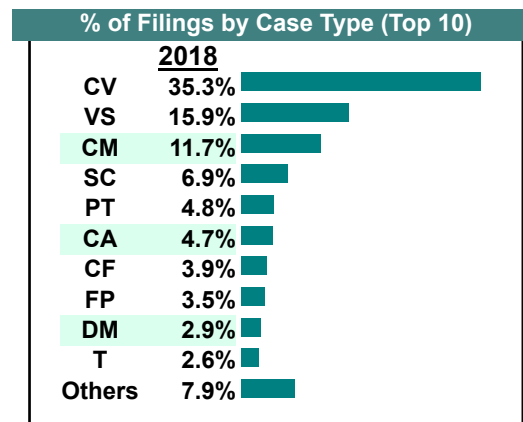
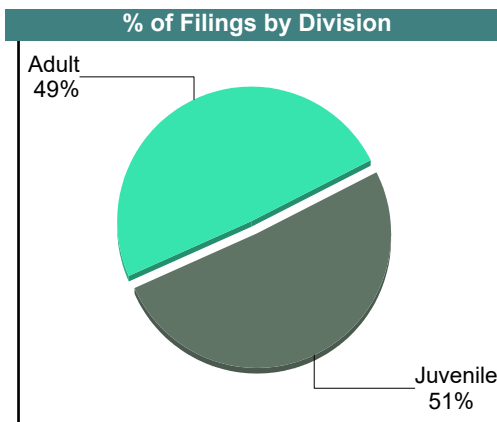

CASELOAD STATISTICS OF THE JUVENILE & DOMESTIC RELATIONS COURTS

November 2018

Stafford

District: 15

		<u>Filings</u>	<u>Hearings</u>	<u>Transactions</u>	<u>Concluded</u>	<u>Cont</u>
<u>Adult</u>						
Non-Family Abuse Prot Order	AP	0	2	2	0	2
Bond Forfeiture	BF	0	2	2	1	1
Capias	CA	29	74	74	26	48
Felony	CF	24	77	77	14	63
Misdemeanor	CM	73	214	214	52	162
Family Abuse - Prot Order	FP	22	45	45	20	25
Motion - Prot Order	MP	3	3	3	3	-
Protective Order	PC	1	1	1	1	-
Violation Fam Abuse PO	PS	1	1	1	1	-
Violation of PO	PV	1	1	1	1	-
Restricted O/L	RL	1	1	1	1	-
Remand Support	RS	9	9	9	9	-
Show Cause	SC	43	111	111	50	61
SL/Other	SL	1	2	2	1	1
Civil Support	VS	99	167	167	90	77
Adult Total		307	710	710	270	440
<u>Juvenile</u>						
Abuse or Neglect	AN	1	4	4	1	3
Non-Family Abuse Prot Order	AP	0	1	1	1	-
Capias	CA	0	7	7	5	2
Child in Need of Services	CS	1	9	9	0	9
Custody Visitation	CV	220	405	405	182	223
Felony	DF	1	49	49	14	35
Misdemeanor	DM	18	67	67	30	37
Foster Care Review	FC	2	3	3	0	3
Initial Foster Care	IF	5	8	8	3	5
Juv Support	JS	1	1	1	0	1
Permanency	PH	3	4	4	2	2
Petition	PT	30	44	44	30	14
Remand Custody	RC	8	8	8	8	-
Remand Visitation	RV	8	8	8	8	-
Show Cause	SC	0	3	3	2	1
Status	ST	1	2	2	1	1
Traffic	T	16	33	33	20	13
Term Parental Rights	TP	1	1	1	1	-
Juvenile Total		316	657	657	308	349
Stafford Totals		623	1,367	1,367	578	789



CASELOAD STATISTICS OF THE JUVENILE & DOMESTIC RELATIONS COURTS

October 2018

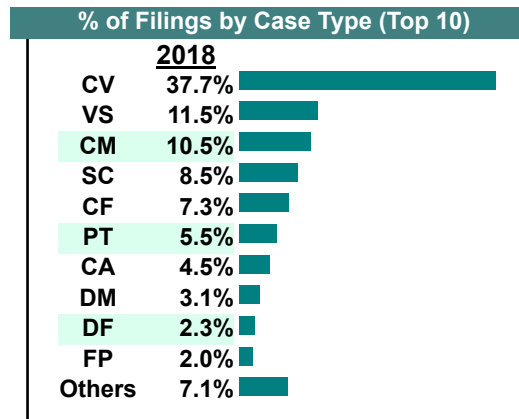
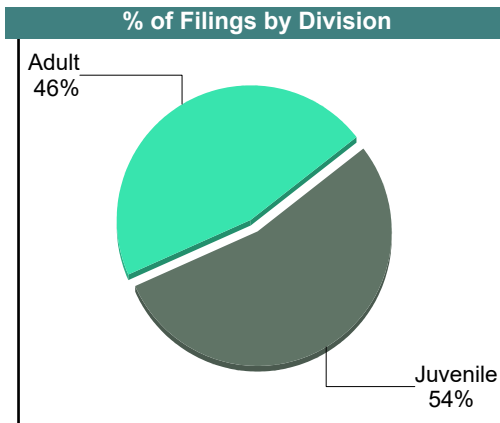

Stafford

District: 15

		<u>Filings</u>	<u>Hearings</u>	<u>Transactions</u>	<u>Concluded</u>	<u>Cont</u>
Adult						
Non-Family Abuse Prot Order	AP	1	3	3	1	2
Bond Forfeiture	BF	0	1	1	1	-
Capias	CA	38	106	106	37	69
Felony	CF	67	140	163	50	113
Misdemeanor	CM	96	355	355	114	241
Family Abuse - Prot Order	FP	18	40	40	19	21
Motion - Prot Order	MP	5	6	6	5	1
Violation Fam Abuse PO	PS	9	9	9	9	-
Remand Support	RS	3	3	3	3	-
Show Cause	SC	77	208	208	131	77
SL/Other	SL	3	13	13	5	8
Civil Support	VS	105	193	193	113	80
Adult Total		422	1,077	1,100	488	612

Juvenile						
Abuse or Neglect	AN	4	7	7	3	4
Capias	CA	3	12	12	2	10
Child in Need of Services	CS	2	6	6	1	5
Custody Visitation	CV	344	653	653	323	330
Felony	DF	21	62	62	11	51
Misdemeanor	DM	28	92	92	32	60
Foster Care Review	FC	7	7	7	4	3
Initial Foster Care	IF	5	5	5	5	-
Permanency	PH	9	10	10	4	6
Petition	PT	50	86	86	50	36
Show Cause	SC	1	4	4	2	2
Status	ST	0	1	1	1	-
Traffic	T	17	34	34	19	15
Voluntary Continuing Services Agreement	VA	0	1	1	1	-
Juvenile Total		491	980	980	458	522

Stafford Totals		913	2,057	2,080	946	1,134
------------------------	--	------------	--------------	--------------	------------	--------------



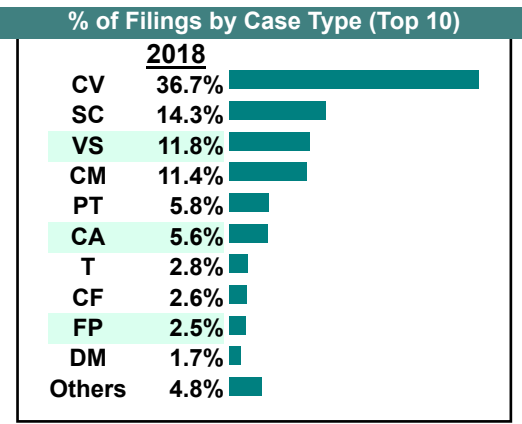
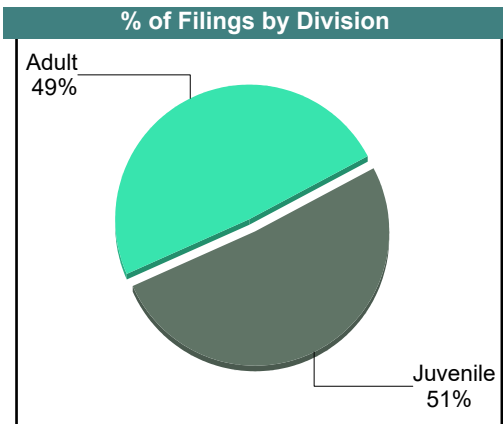
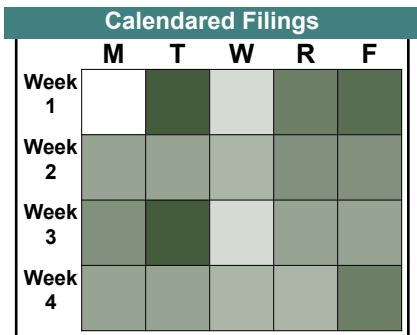
CASELOAD STATISTICS OF THE JUVENILE & DOMESTIC RELATIONS COURTS

September 2018

Stafford

District: 15

		<u>Filings</u>	<u>Hearings</u>	<u>Transactions</u>	<u>Concluded</u>	<u>Cont</u>
<u>Adult</u>						
Non-Family Abuse Prot Order	AP	1	4	4	1	3
Capias	CA	38	94	94	36	58
Felony	CF	19	122	138	32	106
Misdemeanor	CM	83	261	261	83	178
Family Abuse - Prot Order	FP	18	53	53	29	24
Motion - Prot Order	MP	1	1	1	0	1
Protective Order	PC	1	1	1	1	-
Remand Support	RS	3	3	3	3	-
Show Cause	SC	104	168	168	64	104
SL/Other	SL	1	2	2	0	2
Civil Support	VS	86	152	152	91	61
Adult Total		355	861	877	340	537
<u>Juvenile</u>						
Abuse or Neglect	AN	6	12	12	7	5
Non-Family Abuse Prot Order	AP	0	1	1	0	1
Capias	CA	3	7	7	1	6
Child in Need of Services	CS	8	14	14	2	12
Custody Visitation	CV	267	478	478	256	222
Felony	DF	2	36	36	10	26
Misdemeanor	DM	12	60	60	25	35
Foster Care Review	FC	1	1	1	1	-
Permanency	PH	6	6	6	6	-
Violation Fam Abuse PO	PS	1	2	2	1	1
Petition	PT	42	61	61	35	26
Remand Custody	RC	1	1	1	1	-
Remand Visitation	RV	3	3	3	3	-
Show Cause	SC	0	3	3	2	1
Status	ST	0	1	1	1	-
Traffic	T	20	36	37	18	19
Juvenile Total		372	722	723	369	354
Stafford Totals		727	1,583	1,600	709	891



CASELOAD STATISTICS OF THE JUVENILE & DOMESTIC RELATIONS COURTS

Stafford

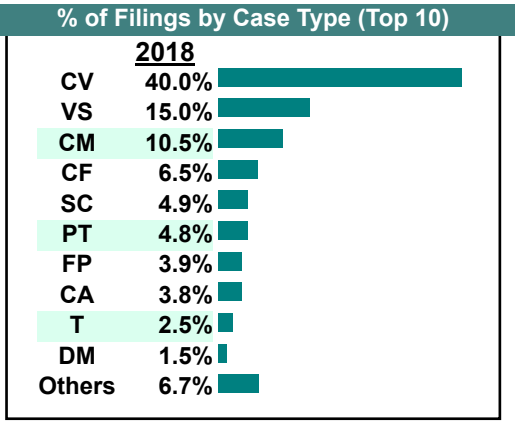
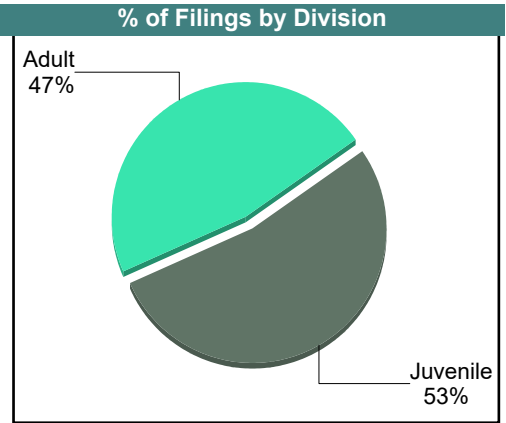

District: 15

August 2018

		<u>Filings</u>	<u>Hearings</u>	<u>Transactions</u>	<u>Concluded</u>	<u>Cont</u>
<u>Adult</u>						
Non-Family Abuse Prot Order	AP	2	4	4	0	4
Bond Forfeiture	BF	0	3	3	2	1
Capias	CA	29	105	105	33	72
Felony	CF	53	148	149	21	128
Misdemeanor	CM	86	334	334	116	218
Family Abuse - Prot Order	FP	32	54	54	25	29
Motion - Prot Order	MP	2	2	2	2	-
Protective Order	PC	1	1	1	1	-
Violation Fam Abuse PO	PS	1	1	1	1	-
Violation of PO	PV	3	3	3	3	-
Remand Support	RS	7	7	7	7	-
Show Cause	SC	40	116	116	44	72
SL/Other	SL	4	10	10	2	8
Civil Support	VS	122	192	192	121	71
Adult Total		382	980	981	378	603

<u>Juvenile</u>						
Abuse or Neglect	AN	1	3	3	0	3
Capias	CA	2	12	12	2	10
Child in Need of Services	CS	5	15	15	3	12
Custody Visitation	CV	326	609	609	337	272
Felony	DF	5	56	64	21	43
Misdemeanor	DM	12	103	105	44	61
Foster Care Review	FC	3	11	11	6	5
Initial Foster Care	IF	1	1	1	1	-
Petition	PT	39	62	62	47	15
Remand Custody	RC	9	9	9	9	-
Remand Visitation	RV	9	9	9	9	-
Show Cause	SC	0	3	3	0	3
Status	ST	2	4	4	3	1
Traffic	T	20	45	45	21	24
Term Parental Rights	TP	0	1	1	1	-
Juvenile Total		434	943	953	504	449

Stafford Totals		816	1,923	1,934	882	1,052
------------------------	--	------------	--------------	--------------	------------	--------------



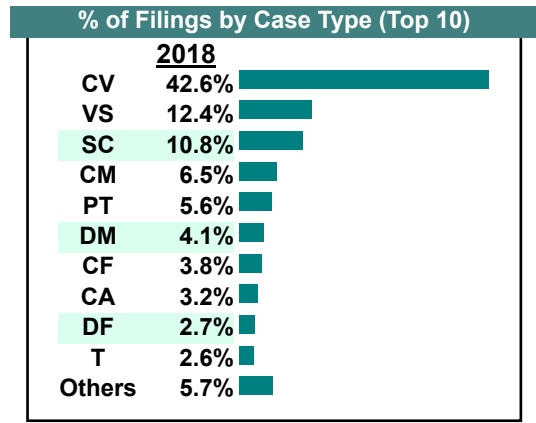
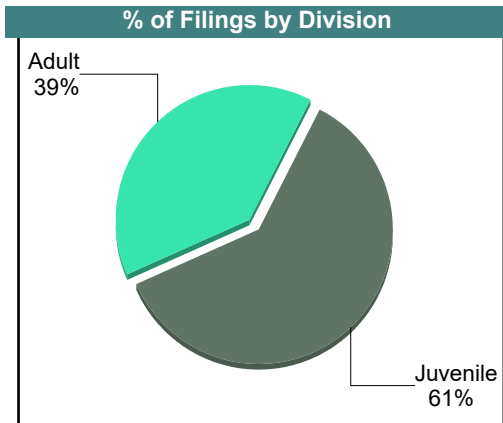

CASELOAD STATISTICS OF THE JUVENILE & DOMESTIC RELATIONS COURTS

July 2018

Stafford

District: 15

		<u>Filings</u>	<u>Hearings</u>	<u>Transactions</u>	<u>Concluded</u>	<u>Cont</u>
<u>Adult</u>						
Non-Family Abuse Prot Order	AP	2	3	3	1	2
Capias	CA	26	71	71	24	47
Felony	CF	34	104	110	33	77
Misdemeanor	CM	58	261	261	108	153
Family Abuse - Prot Order	FP	18	36	36	14	22
Violation Fam Abuse PO	PS	2	2	2	2	-
Violation of PO	PV	1	1	1	1	-
Remand Support	RS	2	2	2	2	-
Show Cause	SC	97	196	196	83	113
SL/Other	SL	1	8	8	4	4
Civil Support	VS	111	190	190	95	95
Adult Total		352	874	880	367	513
<u>Juvenile</u>						
Abuse or Neglect	AN	1	6	6	2	4
Non-Family Abuse Prot Order	AP	0	2	2	1	1
Capias	CA	3	7	7	1	6
Child in Need of Services	CS	3	8	8	7	1
Custody Visitation	CV	382	615	615	323	292
Felony	DF	24	68	68	10	58
Misdemeanor	DM	37	119	119	44	75
Foster Care Review	FC	5	5	5	1	4
Family Abuse - Prot Order	FP	0	1	1	1	-
Initial Foster Care	IF	5	5	5	5	-
Motion - Prot Order	MP	0	2	2	0	2
Permanency	PH	0	1	1	1	-
Petition	PT	50	75	75	49	26
Remand Custody	RC	5	5	5	5	-
Remand Visitation	RV	5	5	5	5	-
Status	ST	0	4	4	4	-
Traffic	T	23	47	50	28	22
Term Parental Rights	TP	1	1	1	1	-
Juvenile Total		544	976	979	488	491
Stafford Totals		896	1,850	1,859	855	1,004



CASELOAD STATISTICS OF THE JUVENILE & DOMESTIC RELATIONS COURTS

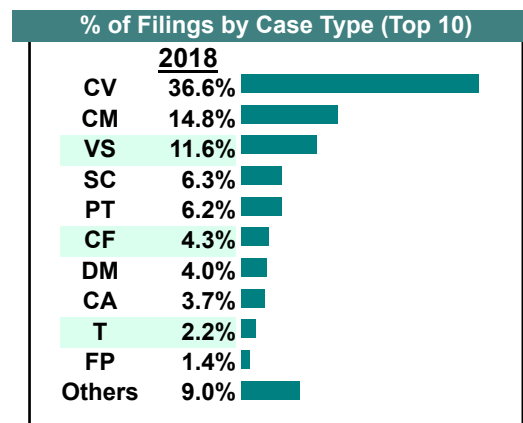
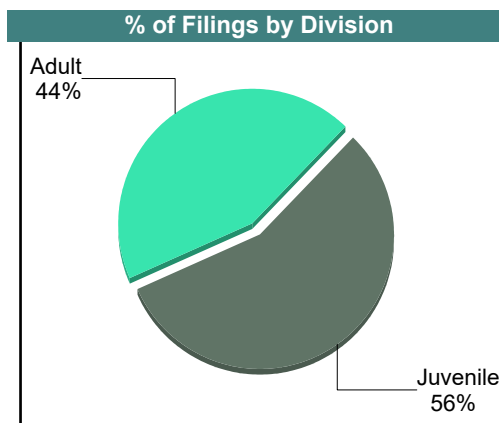
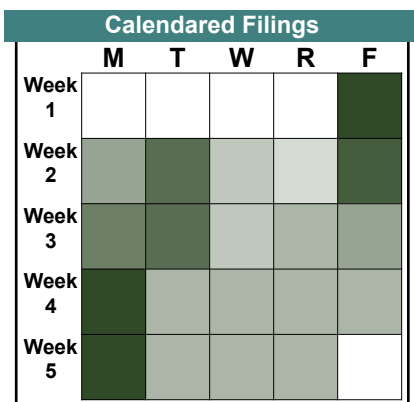
June 2018

Stafford

District: 15

		<u>Filings</u>	<u>Hearings</u>	<u>Transactions</u>	<u>Concluded</u>	<u>Cont</u>
<u>Adult</u>						
Non-Family Abuse Prot Order	AP	1	1	1	1	-
Bond Forfeiture	BF	1	2	2	1	1
Capias	CA	29	90	90	34	56
Felony	CF	37	139	149	49	100
Misdemeanor	CM	129	383	383	82	301
Family Abuse - Prot Order	FP	12	38	38	20	18
Motion - Prot Order	MP	2	2	2	2	-
Protective Order	PC	2	4	4	2	2
Violation Fam Abuse PO	PS	1	1	1	1	-
Remand Support	RS	8	8	8	8	-
Show Cause	SC	54	179	179	98	81
SL/Other	SL	4	7	7	1	6
Civil Support	VS	101	190	190	110	80
Adult Total		381	1,044	1,054	409	645

<u>Juvenile</u>						
Abuse or Neglect	AN	3	8	8	3	5
Non-Family Abuse Prot Order	AP	0	4	4	0	4
Capias	CA	3	8	8	4	4
Child in Need of Services	CS	7	10	10	5	5
Custody Visitation	CV	318	585	585	339	246
Felony	DF	10	60	73	23	50
Misdemeanor	DM	35	118	118	36	82
Foster Care Review	FC	5	5	5	4	1
Initial Foster Care	IF	5	6	6	6	-
Permanency	PH	1	1	1	1	-
Petition	PT	54	71	71	45	26
Remand Custody	RC	12	12	12	12	-
Restricted O/L	RL	1	1	1	1	-
Remand Visitation	RV	12	12	12	12	-
Show Cause	SC	1	3	3	1	2
Status	ST	2	6	6	3	3
Traffic	T	19	39	41	26	15
Term Parental Rights	TP	1	1	1	0	1
Juvenile Total		489	950	965	521	444
Stafford Totals		870	1,994	2,019	930	1,089



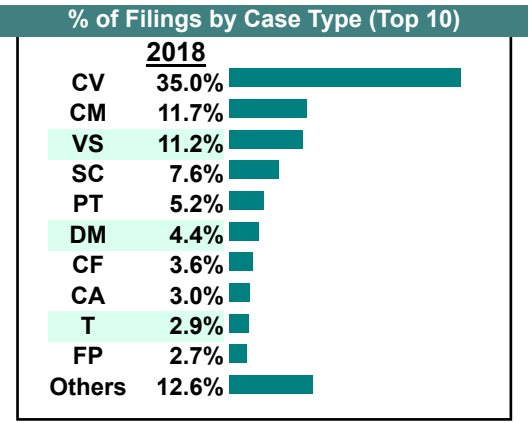
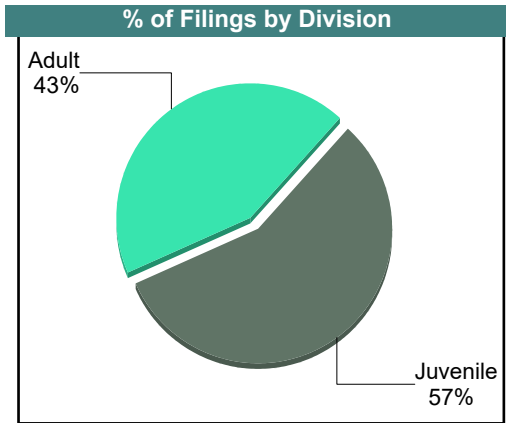

CASELOAD STATISTICS OF THE JUVENILE & DOMESTIC RELATIONS COURTS

May 2018

Stafford

District: 15

		<u>Filings</u>	<u>Hearings</u>	<u>Transactions</u>	<u>Concluded</u>	<u>Cont</u>
<u>Adult</u>						
Bond Forfeiture	BF	4	4	4	1	3
Capias	CA	27	91	91	40	51
Felony	CF	32	190	195	108	87
Misdemeanor	CM	104	331	331	117	214
Family Abuse - Prot Order	FP	23	54	54	31	23
Motion - Prot Order	MP	1	1	1	1	-
Other	OT	2	2	2	2	-
Protective Order	PC	0	1	1	1	-
Violation Fam Abuse PO	PS	8	8	8	8	-
Violation of PO	PV	1	1	1	1	-
Remand Support	RS	16	16	16	16	-
Show Cause	SC	67	161	161	73	88
SL/Other	SL	0	6	6	1	5
Civil Support	VS	99	192	192	95	97
Adult Total		384	1,058	1,063	495	568
<u>Juvenile</u>						
Abuse or Neglect	AN	7	18	18	10	8
Non-Family Abuse Prot Order	AP	5	7	7	4	3
Capias	CA	0	2	2	0	2
Child in Need of Services	CS	4	6	6	2	4
Custody Visitation	CV	310	538	538	298	240
Felony	DF	20	73	73	20	53
Misdemeanor	DM	39	74	74	14	60
Foster Care Review	FC	10	10	10	10	-
Family Abuse - Prot Order	FP	1	3	3	0	3
Permanency	PH	1	1	1	1	-
Petition	PT	46	73	73	53	20
Remand Custody	RC	16	16	16	16	-
Remand Visitation	RV	16	16	16	16	-
Show Cause	SC	0	5	5	5	-
Status	ST	1	4	4	1	3
Traffic	T	26	46	46	22	24
Juvenile Total		502	892	892	472	420
Stafford Totals		886	1,950	1,955	967	988



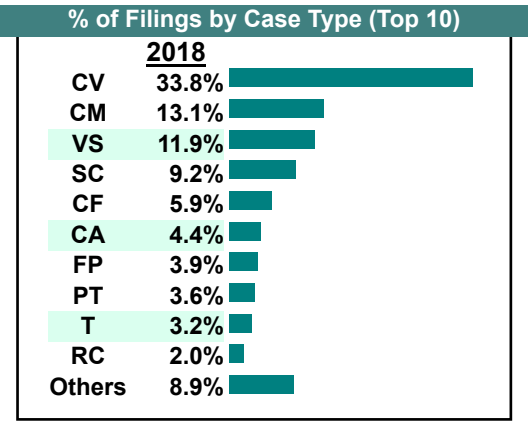
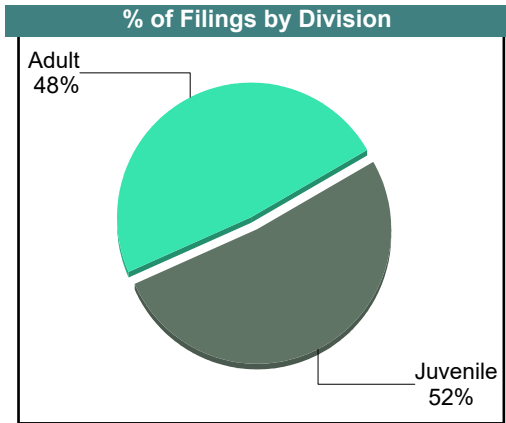
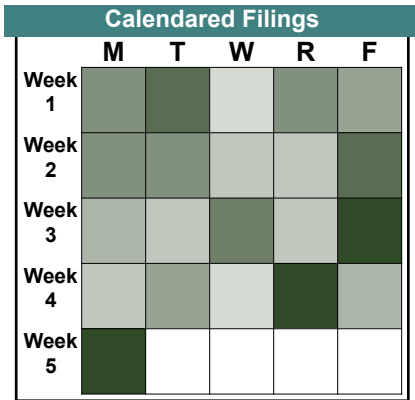
CASELOAD STATISTICS OF THE JUVENILE & DOMESTIC RELATIONS COURTS

Stafford

District: 15

April 2018

		Filings	Hearings	Transactions	Concluded	Cont
Adult						
Bond Forfeiture	BF	1	1	1	1	-
Capias	CA	26	84	84	27	57
Felony	CF	39	93	95	15	80
Misdemeanor	CM	87	262	263	63	200
Family Abuse - Prot Order	FP	26	55	55	20	35
Protective Order	PC	1	1	1	1	-
Violation Fam Abuse PO	PS	2	2	2	2	-
Remand Support	RS	3	3	3	3	-
Show Cause	SC	55	148	148	67	81
SL/Other	SL	1	4	4	1	3
Civil Support	VS	79	158	158	88	70
Adult Total		320	811	814	288	526
Juvenile						
Abuse or Neglect	AN	8	16	16	3	13
Non-Family Abuse Prot Order	AP	9	19	19	9	10
Capias	CA	3	8	8	3	5
Child in Need of Services	CS	1	3	3	0	3
Custody Visitation	CV	224	436	436	243	193
Felony	DF	5	49	52	18	34
Misdemeanor	DM	11	52	52	19	33
Foster Care Review	FC	2	2	2	1	1
Initial Foster Care	IF	1	1	1	1	-
Motion - Prot Order	MP	0	2	2	0	2
Permanency	PH	1	1	1	1	-
Petition	PT	24	32	32	21	11
Remand Custody	RC	13	13	13	13	-
Remand Visitation	RV	12	12	12	12	-
Show Cause	SC	6	9	9	2	7
Status	ST	0	4	4	0	4
Traffic	T	21	50	50	34	16
Term Parental Rights	TP	0	1	1	1	-
Voluntary Continuing Services Agreement	VA	1	1	1	0	1
Juvenile Total		342	711	714	381	333
Stafford Totals		662	1,522	1,528	669	859



CASELOAD STATISTICS OF THE JUVENILE & DOMESTIC RELATIONS COURTS

Stafford

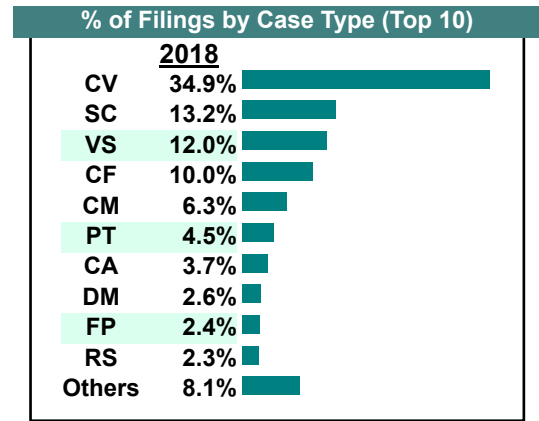
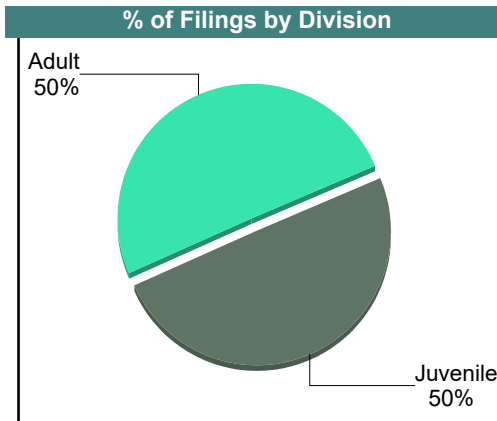

District: 15

March 2018

		<u>Filings</u>	<u>Hearings</u>	<u>Transactions</u>	<u>Concluded</u>	<u>Cont</u>
Adult						
Bond Forfeiture	BF	1	1	1	0	1
Capias	CA	31	113	113	36	77
Felony	CF	87	229	230	15	215
Misdemeanor	CM	55	332	333	103	230
Family Abuse - Prot Order	FP	20	41	41	12	29
Motion - Prot Order	MP	1	1	1	1	-
Protective Order	PC	1	1	1	0	1
Violation of PO	PV	2	2	2	2	-
Remand Support	RS	20	20	20	20	-
Show Cause	SC	113	261	261	124	137
SL/Other	SL	3	7	7	2	5
Civil Support	VS	104	187	187	112	75
Adult Total		438	1,195	1,197	427	770

Juvenile						
Capias	CA	1	10	10	8	2
Child in Need of Services	CS	1	1	1	0	1
Custody Visitation	CV	303	579	579	290	289
Felony	DF	9	76	76	17	59
Misdemeanor	DM	23	105	105	33	72
Foster Care Review	FC	1	1	1	1	-
Family Abuse - Prot Order	FP	1	2	2	0	2
Initial Foster Care	IF	2	2	2	2	-
Permanency	PH	0	2	2	1	1
Petition	PT	39	60	60	39	21
Remand Custody	RC	17	17	17	17	-
Remand Visitation	RV	15	15	15	15	-
Show Cause	SC	2	5	5	0	5
Status	ST	4	8	8	1	7
Traffic	T	13	33	33	15	18
Term Parental Rights	TP	0	3	3	3	-
Voluntary Continuing Services Agreement	VA	0	1	1	1	-
Juvenile Total		431	920	920	443	477

Stafford Totals		869	2,115	2,117	870	1,247
------------------------	--	------------	--------------	--------------	------------	--------------

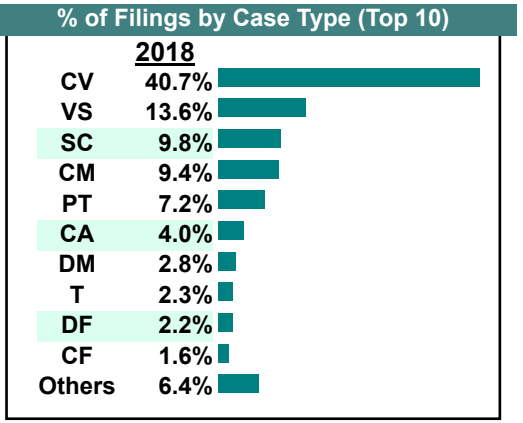
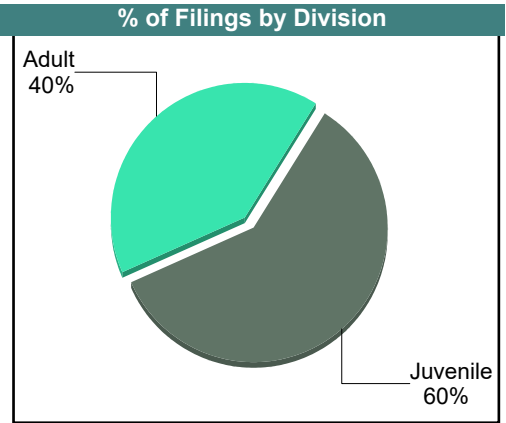
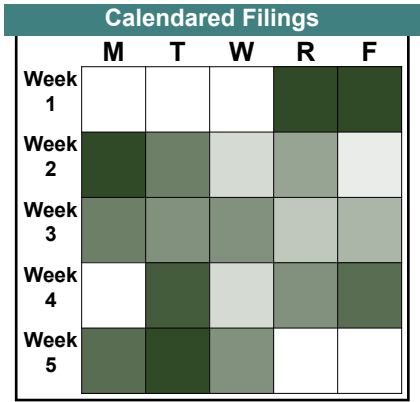


CASELOAD STATISTICS OF THE JUVENILE & DOMESTIC RELATIONS COURTS

February 2018

Stafford
District: 15

		<u>Filings</u>	<u>Hearings</u>	<u>Transactions</u>	<u>Concluded</u>	<u>Cont</u>
<u>Adult</u>						
Capias	CA	32	85	85	25	60
Felony	CF	14	70	75	19	56
Misdemeanor	CM	81	284	284	79	205
Family Abuse - Prot Order	FP	14	39	39	16	23
Other	OT	1	1	1	1	-
Violation Fam Abuse PO	PS	1	1	1	1	-
Violation of PO	PV	2	2	2	2	-
Remand Support	RS	4	4	4	4	-
Show Cause	SC	80	209	209	100	109
SL/Other	SL	2	4	4	1	3
Civil Support	VS	117	208	208	108	100
Adult Total		348	907	912	356	556
<u>Juvenile</u>						
Abuse or Neglect	AN	3	8	8	5	3
Non-Family Abuse Prot Order	AP	1	2	2	1	1
Capias	CA	2	12	12	3	9
Custody Relief	CR	1	1	1	1	-
Child in Need of Services	CS	2	4	4	2	2
Custody Visitation	CV	350	575	575	302	273
Felony	DF	19	90	90	12	78
Misdemeanor	DM	24	92	92	20	72
Foster Care Review	FC	1	1	1	1	-
Initial Foster Care	IF	9	9	9	8	1
Permanency	PH	0	1	1	0	1
Petition	PT	62	88	88	68	20
Remand Custody	RC	6	6	6	6	-
Remand Visitation	RV	6	6	6	6	-
Show Cause	SC	4	6	6	4	2
Status	ST	2	5	5	1	4
Traffic	T	20	37	38	18	20
Term Parental Rights	TP	0	2	2	1	1
Juvenile Total		512	945	946	459	487
Stafford Totals		860	1,852	1,858	815	1,043



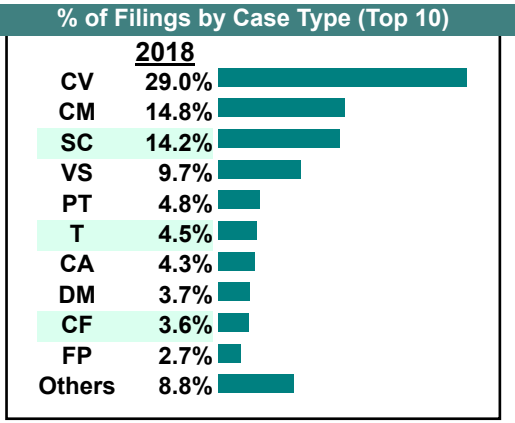
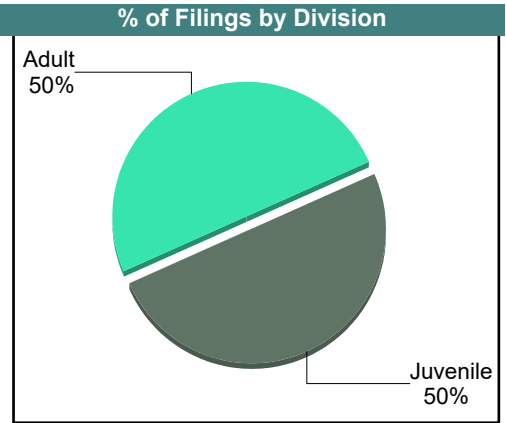

CASELOAD STATISTICS OF THE JUVENILE & DOMESTIC RELATIONS COURTS

January 2018

Stafford

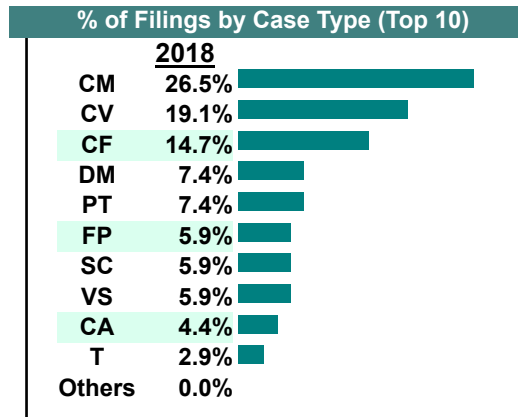
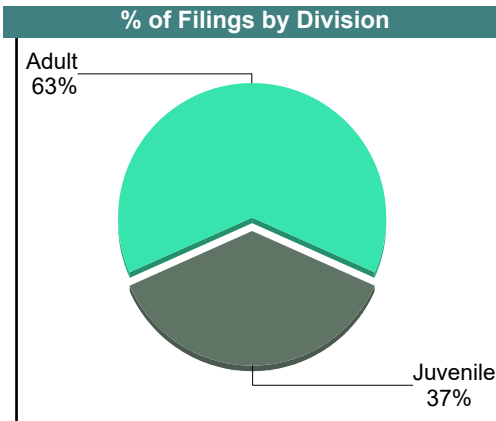
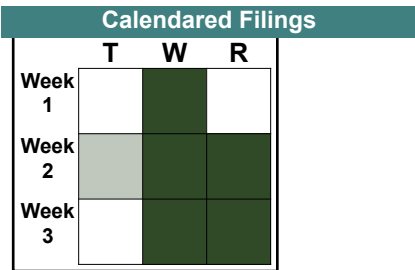
District: 15

		<u>Filings</u>	<u>Hearings</u>	<u>Transactions</u>	<u>Concluded</u>	<u>Cont</u>
<u>Adult</u>						
Capias	CA	29	95	95	32	63
Felony	CF	28	80	89	23	66
Misdemeanor	CM	116	355	355	79	276
Family Abuse - Prot Order	FP	21	44	44	19	25
Motion - Prot Order	MP	1	1	1	1	-
Protective Order	PC	2	2	2	2	-
Violation of PO	PV	2	2	2	2	-
Remand Support	RS	6	6	6	6	-
Show Cause	SC	110	220	220	65	155
SL/Other	SL	1	4	4	0	4
Civil Support	VS	76	170	170	103	67
Adult Total		392	979	988	332	656
<u>Juvenile</u>						
Abuse or Neglect	AN	5	19	19	8	11
Capias	CA	5	13	13	1	12
Custody Relief	CR	1	1	1	1	-
Child in Need of Services	CS	3	6	6	3	3
Custody Visitation	CV	228	440	440	217	223
Felony	DF	11	78	78	20	58
Misdemeanor	DM	29	107	107	32	75
Foster Care Review	FC	1	1	1	1	-
Initial Foster Care	IF	6	7	7	7	-
Motion - Prot Order	MP	2	2	2	0	2
Permanency	PH	2	2	2	1	1
Petition	PT	38	56	56	31	25
Remand Custody	RC	9	9	9	9	-
Remand Visitation	RV	9	10	10	10	-
Show Cause	SC	2	7	7	2	5
Status	ST	6	7	7	6	1
Traffic	T	35	55	57	27	30
Term Parental Rights	TP	2	2	2	0	2
Juvenile Total		394	822	824	376	448
Stafford Totals		786	1,801	1,812	708	1,104



December 2018

		<u>Filings</u>	<u>Hearings</u>	<u>Transactions</u>	<u>Concluded</u>	<u>Cont</u>
Adult						
Non-Family Abuse Prot Order	AP	0	1	1	1	-
Capias	CA	3	8	8	5	3
Felony	CF	10	23	23	3	20
Misdemeanor	CM	18	51	51	20	31
Family Abuse - Prot Order	FP	4	11	11	4	7
Show Cause	SC	4	14	14	3	11
SL/Other	SL	0	1	1	1	-
Civil Support	VS	4	6	6	2	4
Adult Total		43	115	115	39	76
Juvenile						
Abuse or Neglect	AN	0	6	6	2	4
Child in Need of Services	CS	0	3	3	0	3
Custody Visitation	CV	13	32	32	6	26
Misdemeanor	DM	5	12	12	6	6
Petition	PT	5	6	6	6	-
Status	ST	0	1	1	1	-
Traffic	T	2	3	4	2	2
Juvenile Total		25	63	64	23	41
Westmoreland Totals		68	178	179	62	117



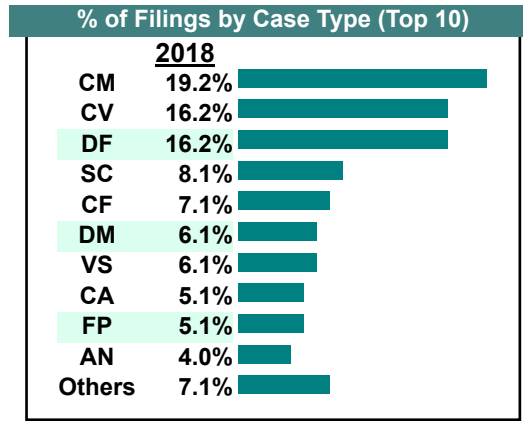
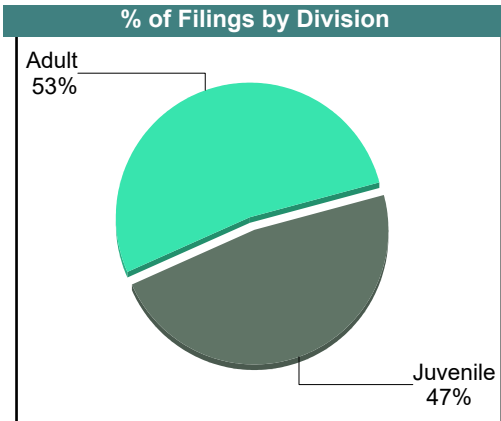
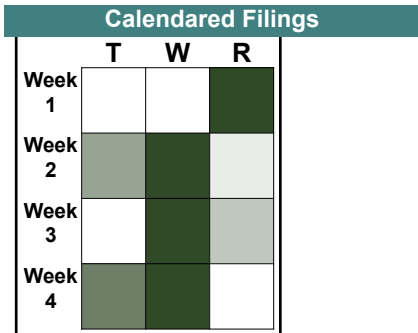
CASELOAD STATISTICS OF THE JUVENILE & DOMESTIC RELATIONS COURTS

Westmoreland

District: 15

November 2018

		<u>Filings</u>	<u>Hearings</u>	<u>Transactions</u>	<u>Concluded</u>	<u>Cont</u>
Adult						
Non-Family Abuse Prot Order	AP	0	2	2	2	-
Capias	CA	5	14	14	7	7
Felony	CF	7	11	11	1	10
Misdemeanor	CM	19	41	41	10	31
Family Abuse - Prot Order	FP	5	9	9	5	4
Violation of PO	PV	1	1	1	1	-
Show Cause	SC	8	31	31	11	20
SL/Other	SL	1	2	2	1	1
Civil Support	VS	6	11	11	6	5
Adult Total		52	122	122	44	78
Juvenile						
Abuse or Neglect	AN	4	7	7	0	6
Child in Need of Services	CS	0	3	3	0	3
Custody Visitation	CV	16	32	32	14	18
Felony	DF	16	20	20	7	13
Misdemeanor	DM	6	14	14	6	8
Initial Foster Care	IF	1	1	1	1	-
Motion - Prot Order	MP	1	1	1	1	-
Petition	PT	2	3	3	0	3
Child at Risk	RI	0	1	1	0	1
Status	ST	0	1	1	1	-
Traffic	T	1	4	4	3	1
Juvenile Total		47	87	87	33	53
Westmoreland Totals		99	209	209	77	131



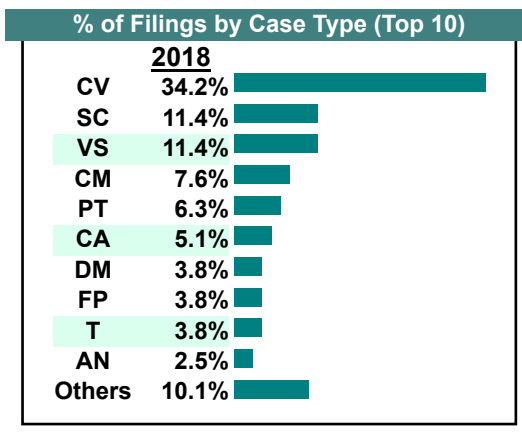
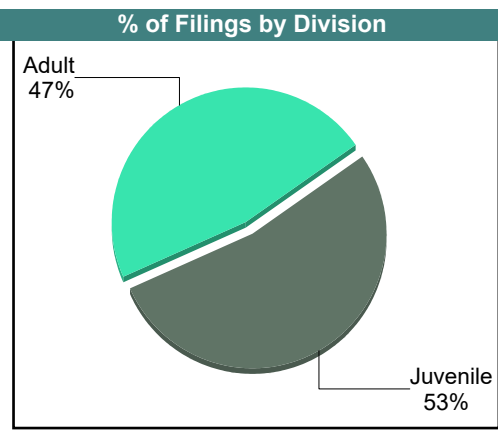
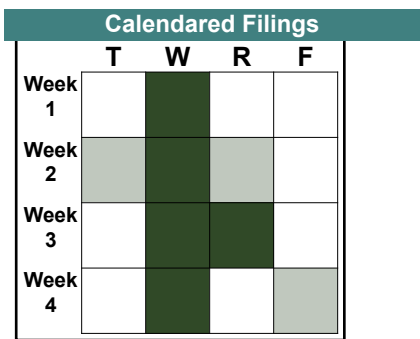
CASELOAD STATISTICS OF THE JUVENILE & DOMESTIC RELATIONS COURTS

Westmoreland

District: 15

October 2018

		<u>Filings</u>	<u>Hearings</u>	<u>Transactions</u>	<u>Concluded</u>	<u>Cont</u>
Adult						
Non-Family Abuse Prot Order	AP	2	4	4	0	4
Capias	CA	4	6	6	1	5
Felony	CF	1	27	27	12	15
Misdemeanor	CM	6	44	44	18	26
Family Abuse - Prot Order	FP	3	11	11	5	6
Motion - Prot Order	MP	2	2	2	2	-
Show Cause	SC	9	27	27	11	16
SL/Other	SL	1	2	2	1	1
Civil Support	VS	9	18	18	11	7
Adult Total		37	141	141	61	80
Juvenile						
Abuse or Neglect	AN	2	4	4	0	4
Child in Need of Services	CS	1	3	3	1	2
Custody Visitation	CV	27	60	60	47	13
Felony	DF	1	9	9	3	3
Misdemeanor	DM	3	11	11	4	6
Petition	PT	5	11	11	9	2
Child at Risk	RI	0	1	1	0	1
Status	ST	0	3	3	1	2
Traffic	T	3	3	4	3	1
Truancy	TR	0	2	2	2	-
Juvenile Total		42	107	108	70	34
Westmoreland Totals		79	248	249	131	114



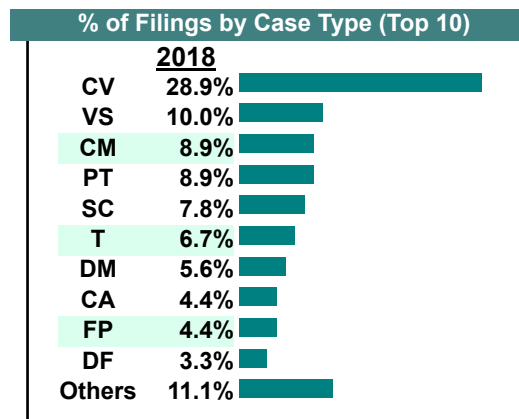
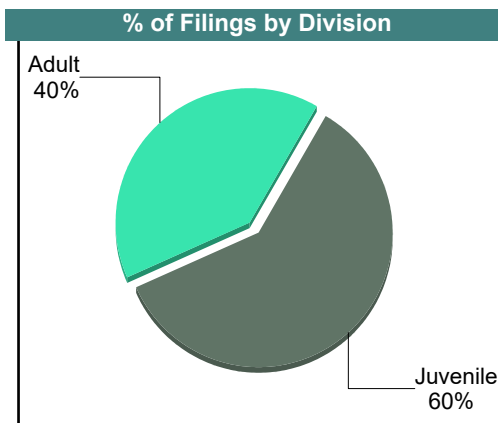
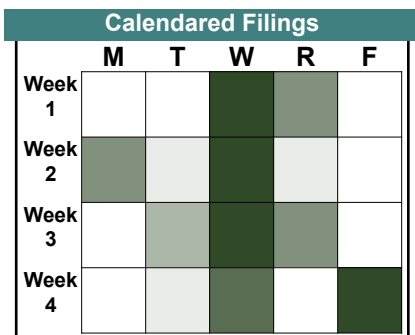
CASELOAD STATISTICS OF THE JUVENILE & DOMESTIC RELATIONS COURTS

Westmoreland

September 2018

District: 15

		Filings	Hearings	Transactions	Concluded	Cont
Adult						
Non-Family Abuse Prot Order	AP	0	1	1	1	-
Capias	CA	4	8	8	1	7
Felony	CF	1	3	3	0	3
Misdemeanor	CM	8	21	21	6	15
Family Abuse - Prot Order	FP	4	6	6	3	3
Motion - Prot Order	MP	1	1	1	1	-
Show Cause	SC	7	25	25	4	21
SL/Other	SL	2	2	2	0	2
Civil Support	VS	9	22	22	11	11
Adult Total		36	89	89	27	62
Juvenile						
Abuse or Neglect	AN	1	11	11	10	1
Child in Need of Services	CS	2	4	4	0	4
Custody Visitation	CV	26	57	57	33	24
Felony	DF	3	7	7	0	7
Misdemeanor	DM	5	8	8	0	8
Foster Care Review	FC	2	2	2	2	-
Petition	PT	8	14	14	4	10
Child at Risk	RI	1	1	1	0	1
Show Cause	SC	0	1	1	0	1
Status	ST	0	1	1	0	1
Traffic	T	6	8	8	0	8
Juvenile Total		54	114	114	49	65
Westmoreland Totals		90	203	203	76	127



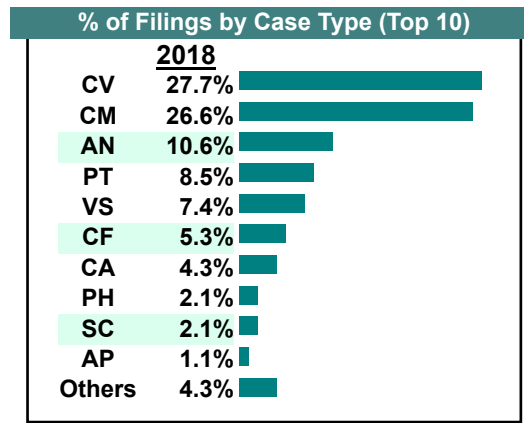
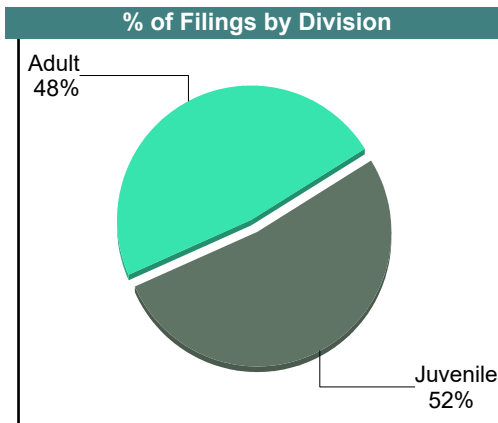

CASELOAD STATISTICS OF THE JUVENILE & DOMESTIC RELATIONS COURTS

Westmoreland

District: 15

August 2018

		<u>Filings</u>	<u>Hearings</u>	<u>Transactions</u>	<u>Concluded</u>	<u>Cont</u>
Adult						
Non-Family Abuse Prot Order	AP	1	2	2	0	2
Capias	CA	4	10	10	7	3
Felony	CF	5	19	19	7	12
Misdemeanor	CM	25	65	65	25	40
Family Abuse - Prot Order	FP	1	10	10	2	8
Show Cause	SC	2	19	19	9	10
Civil Support	VS	7	15	15	7	8
Adult Total		45	140	140	57	83
Juvenile						
Abuse or Neglect	AN	10	30	30	0	30
Non-Family Abuse Prot Order	AP	0	1	1	1	-
Child in Need of Services	CS	1	7	7	4	3
Custody Visitation	CV	26	73	73	42	31
Felony	DF	0	5	5	2	3
Misdemeanor	DM	0	3	3	0	3
Initial Foster Care	IF	1	1	1	1	-
Permanency	PH	2	2	2	2	-
Petition	PT	8	12	12	3	9
Show Cause	SC	0	1	1	1	-
Status	ST	0	3	3	0	3
Traffic	T	1	9	9	5	4
Juvenile Total		49	147	147	61	86
Westmoreland Totals		94	287	287	118	169



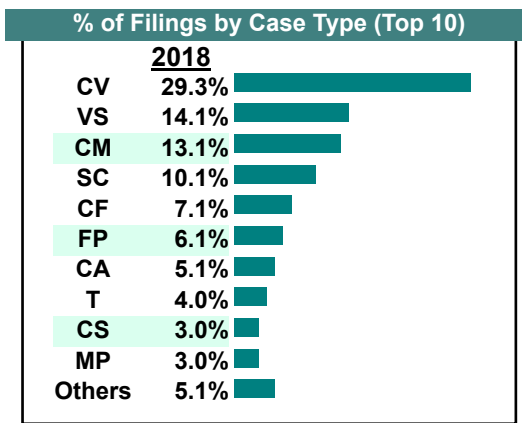
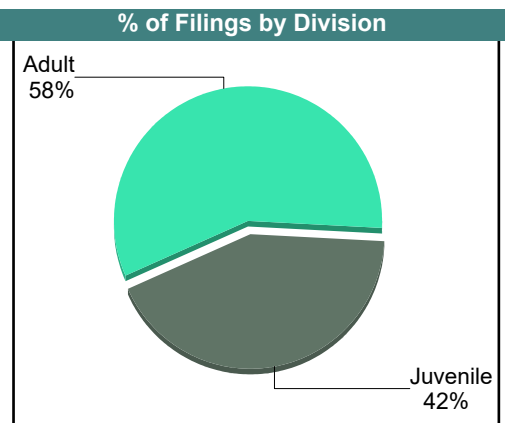
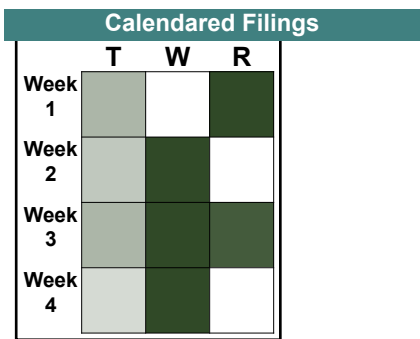
CASELOAD STATISTICS OF THE JUVENILE & DOMESTIC RELATIONS COURTS

Westmoreland

District: 15

July 2018

		<u>Filings</u>	<u>Hearings</u>	<u>Transactions</u>	<u>Concluded</u>	<u>Cont</u>
Adult						
Non-Family Abuse Prot Order	AP	1	1	1	0	1
Capias	CA	5	6	6	1	5
Felony	CF	7	17	17	4	13
Misdemeanor	CM	13	31	31	16	15
Family Abuse - Prot Order	FP	6	11	11	5	6
Motion - Prot Order	MP	2	4	4	3	1
Show Cause	SC	9	19	19	7	12
SL/Other	SL	0	1	1	1	-
Civil Support	VS	14	20	20	12	8
Adult Total		57	110	110	49	61
Juvenile						
Child in Need of Services	CS	3	7	7	0	7
Custody Visitation	CV	29	58	58	21	37
Felony	DF	0	6	6	1	5
Misdemeanor	DM	1	6	6	4	2
Motion - Prot Order	MP	1	2	2	1	1
Permanency	PH	2	2	2	2	-
Petition	PT	1	1	1	0	1
Show Cause	SC	1	1	1	0	1
Traffic	T	4	6	6	4	2
Truancy	TR	0	2	2	0	2
Voluntary Continuing Services Agreement	VA	0	1	1	1	-
Juvenile Total		42	92	92	34	58
Westmoreland Totals		99	202	202	83	119



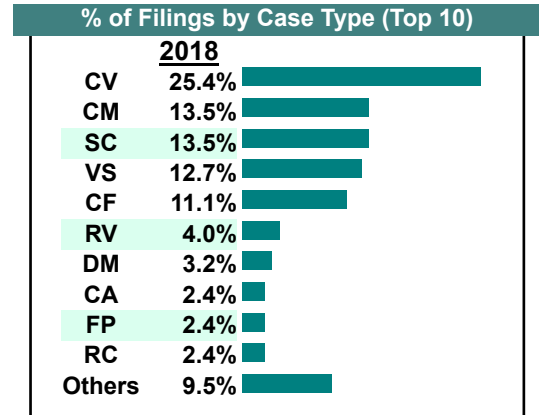
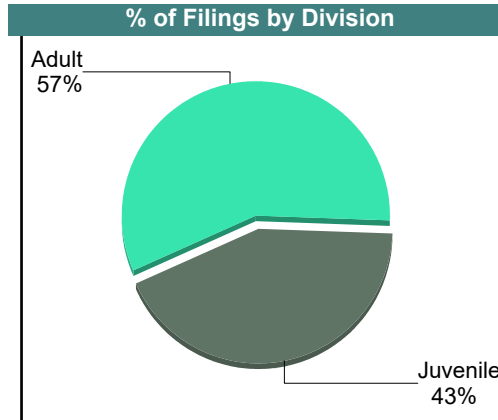
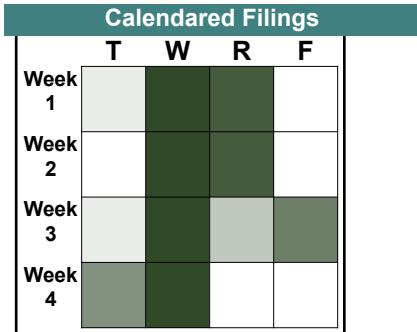
CASELOAD STATISTICS OF THE JUVENILE & DOMESTIC RELATIONS COURTS

Westmoreland

District: 15

June 2018

		Filings	Hearings	Transactions	Concluded	Cont
Adult						
Non-Family Abuse Prot Order	AP	0	1	1	1	-
Capias	CA	3	9	9	7	2
Felony	CF	14	19	19	5	14
Misdemeanor	CM	17	29	29	9	20
Family Abuse - Prot Order	FP	3	10	10	5	5
Motion - Prot Order	MP	1	1	1	0	1
Remand Support	RS	1	1	1	1	-
Show Cause	SC	17	33	33	14	19
Civil Support	VS	16	26	26	17	9
Adult Total		72	129	129	59	70
Juvenile						
Abuse or Neglect	AN	2	5	5	3	2
Non-Family Abuse Prot Order	AP	1	2	2	0	2
Child in Need of Services	CS	2	6	6	1	5
Custody Visitation	CV	32	78	78	33	45
Felony	DF	1	4	4	0	4
Misdemeanor	DM	4	15	15	9	6
Remand Custody	RC	3	3	3	3	-
Remand Visitation	RV	5	5	5	5	-
Show Cause	SC	0	1	1	0	1
Status	ST	0	5	5	2	3
Traffic	T	2	4	5	4	1
Truancy	TR	2	4	4	0	4
Juvenile Total		54	132	133	60	73
Westmoreland Totals		126	261	262	119	143

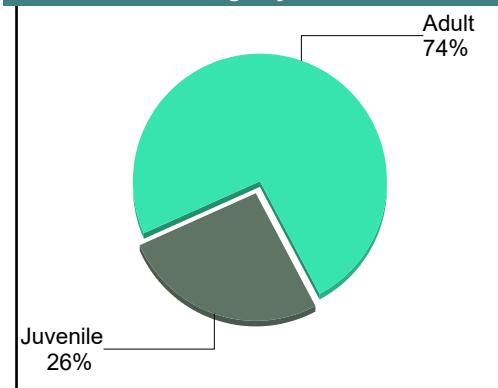


		Filings	Hearings	Transactions	Concluded	Cont
Adult						
Non-Family Abuse Prot Order	AP	1	1	1	0	1
Capias	CA	7	10	10	4	6
Felony	CF	10	20	20	10	10
Misdemeanor	CM	18	48	48	16	32
Family Abuse - Prot Order	FP	8	13	13	3	10
Show Cause	SC	10	30	30	8	22
SL/Other	SL	1	4	4	3	1
Civil Support	VS	13	20	20	10	10
Adult Total		68	146	146	54	92
Juvenile						
Child in Need of Services	CS	0	4	4	1	3
Custody Visitation	CV	20	31	31	13	18
Felony	DF	0	3	3	0	3
Misdemeanor	DM	2	9	9	1	8
Permanency	PH	1	1	1	1	-
Petition	PT	1	1	1	1	-
Child at Risk	RI	0	2	2	2	-
Status	ST	0	3	3	1	2
Traffic	T	0	4	4	0	4
Juvenile Total		24	58	58	20	38
Westmoreland Totals		92	204	204	74	130

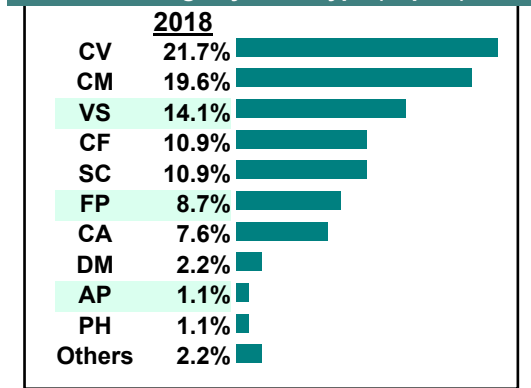
Calendared Filings

	T	W	R
Week 1			
Week 2			
Week 3			
Week 4			
Week 5			

% of Filings by Division



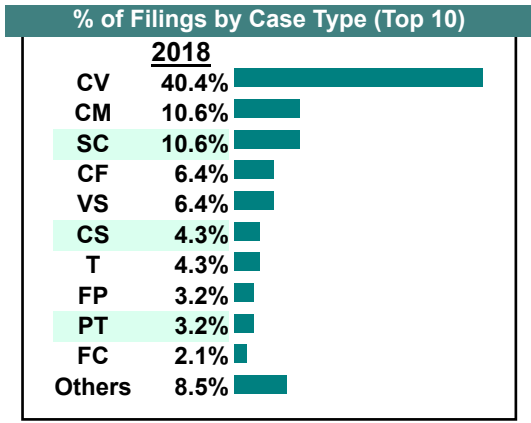
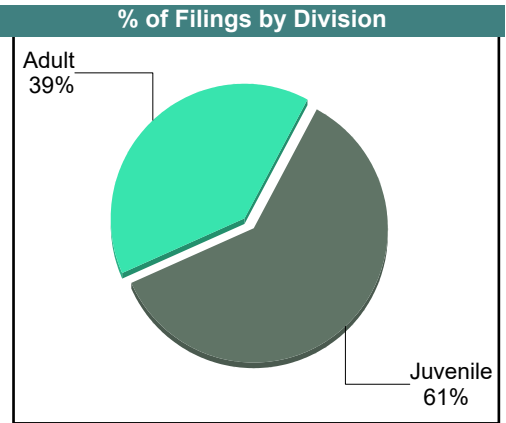
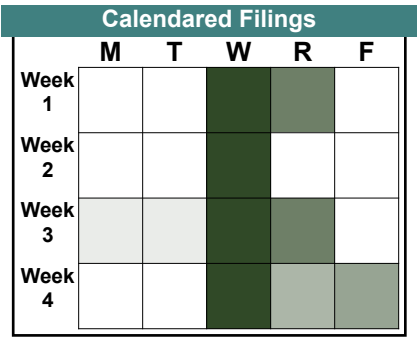
% of Filings by Case Type (Top 10)



		<u>Filings</u>	<u>Hearings</u>	<u>Transactions</u>	<u>Concluded</u>	<u>Cont</u>
Adult						
Non-Family Abuse Prot Order	AP	0	1	1	1	-
Capias	CA	1	2	2	1	1
Felony	CF	6	10	10	2	8
Misdemeanor	CM	10	20	20	9	11
Family Abuse - Prot Order	FP	3	6	6	3	3
Motion - Prot Order	MP	0	2	2	2	-
Remand Support	RS	1	1	1	1	-
Show Cause	SC	10	22	22	12	10
SL/Other	SL	0	4	4	2	2
Civil Support	VS	6	12	12	10	2
Adult Total		37	80	80	43	37

Juvenile						
Abuse or Neglect	AN	1	3	3	1	2
Child in Need of Services	CS	4	10	10	5	5
Custody Visitation	CV	38	49	49	28	21
Felony	DF	0	4	4	1	3
Misdemeanor	DM	1	9	9	5	4
Foster Care Review	FC	2	2	2	2	-
Initial Foster Care	IF	1	1	1	1	-
Permanency	PH	1	1	1	1	-
Petition	PT	3	3	3	3	-
Remand Custody	RC	1	1	1	1	-
Remand Visitation	RV	1	1	1	1	-
Show Cause	SC	0	1	1	0	1
Status	ST	0	5	5	1	4
Traffic	T	4	9	9	5	4
Juvenile Total		57	99	99	55	44

Westmoreland Totals		94	179	179	98	81
----------------------------	--	-----------	------------	------------	-----------	-----------



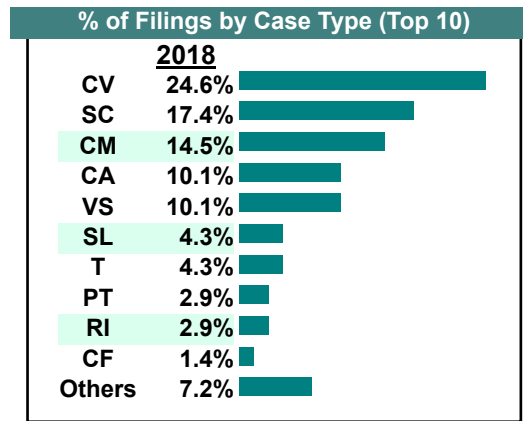
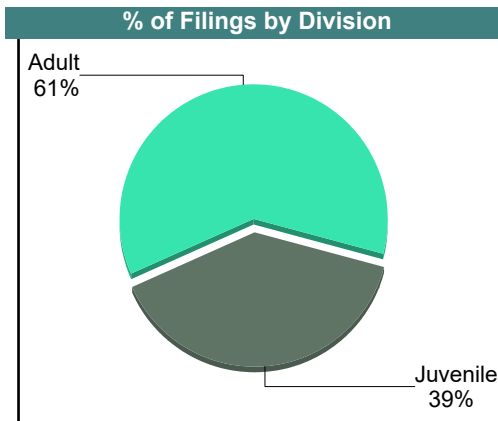

CASELOAD STATISTICS OF THE JUVENILE & DOMESTIC RELATIONS COURTS

Westmoreland

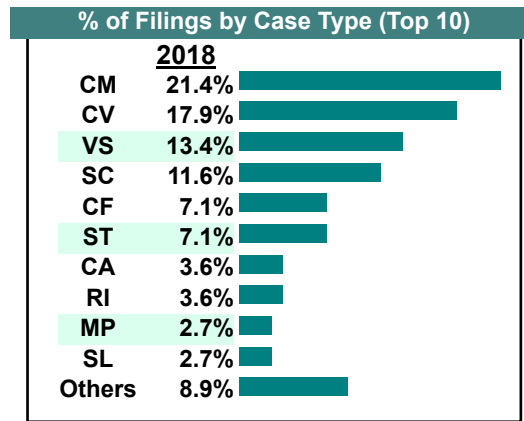
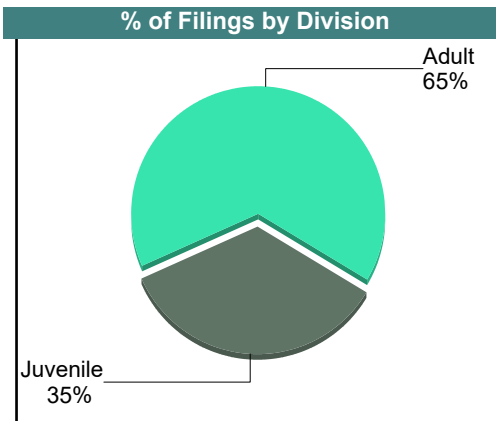

March 2018

District: 15

		<u>Filings</u>	<u>Hearings</u>	<u>Transactions</u>	<u>Concluded</u>	<u>Cont</u>
<u>Adult</u>						
Capias	CA	7	13	13	6	7
Felony	CF	1	6	6	3	3
Misdemeanor	CM	10	32	32	13	19
Family Abuse - Prot Order	FP	1	2	2	1	1
Motion - Prot Order	MP	1	1	1	0	1
Remand Support	RS	1	1	1	1	-
Show Cause	SC	11	25	25	9	16
SL/Other	SL	3	3	3	1	2
Civil Support	VS	7	16	16	9	7
Adult Total		42	99	99	43	56
<u>Juvenile</u>						
Abuse or Neglect	AN	0	2	2	0	2
Child in Need of Services	CS	0	2	2	0	2
Custody Visitation	CV	17	62	62	35	27
Felony	DF	0	1	1	0	1
Misdemeanor	DM	1	6	6	0	6
Petition	PT	2	3	3	3	-
Child at Risk	RI	2	2	2	0	2
Show Cause	SC	1	1	1	0	1
Status	ST	0	8	8	2	6
Traffic	T	3	2	3	2	1
Term Parental Rights	TP	1	1	1	1	-
Juvenile Total		27	90	91	43	48
Westmoreland Totals		69	189	190	86	104

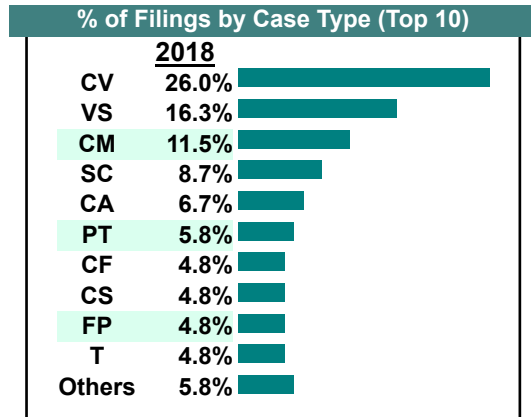
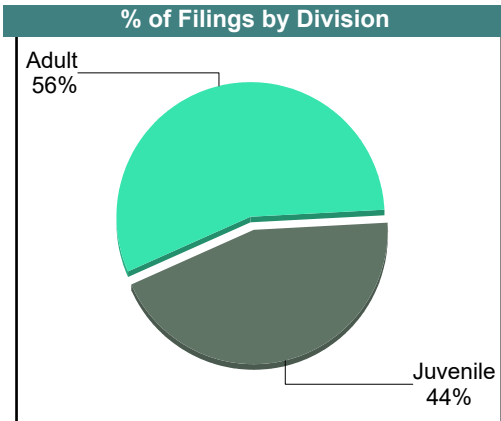
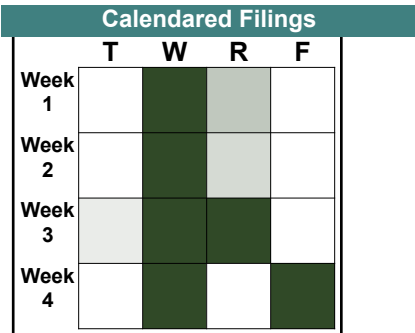


		Filings	Hearings	Transactions	Concluded	Cont
Adult						
Capias	CA	4	6	6	5	1
Felony	CF	8	25	25	14	11
Misdemeanor	CM	24	45	45	10	35
Family Abuse - Prot Order	FP	1	7	7	4	3
Motion - Prot Order	MP	3	4	4	4	-
Other	OT	1	1	1	1	-
Remand Support	RS	1	1	1	1	-
Show Cause	SC	13	30	30	12	18
SL/Other	SL	3	4	4	1	3
Civil Support	VS	15	27	27	17	10
Adult Total		73	150	150	69	81
Juvenile						
Abuse or Neglect	AN	1	1	1	0	1
Child in Need of Services	CS	0	7	7	6	1
Custody Visitation	CV	20	63	63	32	31
Felony	DF	0	19	19	7	12
Misdemeanor	DM	2	10	10	4	6
Permanency	PH	2	2	2	2	-
Petition	PT	2	3	3	2	1
Child at Risk	RI	4	4	4	4	-
Status	ST	8	11	11	0	11
Traffic	T	0	4	4	1	3
Juvenile Total		39	124	124	58	66
Westmoreland Totals		112	274	274	127	147



January 2018

		<u>Filings</u>	<u>Hearings</u>	<u>Transactions</u>	<u>Concluded</u>	<u>Cont</u>
Adult						
Capias	CA	7	9	9	5	4
Felony	CF	5	8	8	5	3
Misdemeanor	CM	12	22	22	3	19
Family Abuse - Prot Order	FP	5	7	7	0	7
Motion - Prot Order	MP	2	2	2	0	2
Violation of PO	PV	1	1	1	1	-
Show Cause	SC	9	26	26	12	14
SL/Other	SL	0	3	3	2	1
Civil Support	VS	17	26	26	15	11
Adult Total		58	104	104	43	61
Juvenile						
Abuse or Neglect	AN	0	3	3	2	1
Child in Need of Services	CS	5	11	11	0	11
Custody Visitation	CV	27	43	43	10	33
Felony	DF	0	3	3	0	3
Misdemeanor	DM	3	9	9	3	6
Petition	PT	6	8	8	7	1
Status	ST	0	2	2	0	2
Traffic	T	5	10	12	3	9
Voluntary Continuing Services Agreement	VA	0	1	1	0	1
Juvenile Total		46	90	92	25	67
Westmoreland Totals		104	194	196	68	128



Filings by Court & Division

		Caroline	Essex	Frederick sburg	Hanover	King George	Lancaster	Northum berland	Richmon d County	Spotsylva nia	Stafford	Westmore land	Total	
A	Civil Support	341 8%	103 2%	292 7%	663 15%	196 5%	72 2%	69 2%	43 1%	1,270 29%	1,182 27%	123 3%	4,354	
	Adult Misdemeanor	246 8%	82 3%	294 9%	461 14%	210 6%	66 2%	43 1%	30 1%	605 19%	1,045 32%	180 6%	3,262	
	Show Cause	202 6%	97 3%	209 7%	475 15%	127 4%	69 2%	70 2%	31 1%	922 29%	891 28%	109 3%	3,202	
	Adult Felony	155 9%	67 4%	123 7%	143 8%	155 9%	29 2%	26 1%	21 1%	516 29%	463 26%	75 4%	1,773	
	Capias	84 8%	31 3%	77 7%	158 15%	49 5%	15 1%	16 2%	8 1%	209 20%	361 34%	54 5%	1,062	
	Family Abuse - Prot Order	95 9%	23 2%	87 8%	166 16%	48 5%	28 3%	21 2%	12 1%	259 25%	242 24%	44 4%	1,025	
	Remand Support	2 1%	- 0%	15 6%	38 15%	7 3%	3 1%	5 2%	1 0%	94 37%	84 33%	4 2%	253	
	Motion - Prot Order	28 16%	- 0%	12 7%	58 33%	4 2%	2 1%	5 3%	4 2%	29 17%	21 12%	12 7%	175	
	Violation of PO	3 3%	- 0%	11 12%	36 40%	4 4%	2 2%	2 2%	- 0%	13 14%	17 19%	2 2%	90	
	SL/Other	7 9%	1 1%	4 5%	5 6%	11 14%	3 4%	3 4%	- 0%	10 13%	23 29%	11 14%	78	
	Non-Family Abuse Prot Order	5 7%	- 0%	3 4%	28 37%	17 23%	2 3%	1 1%	1 1%	5 7%	8 11%	5 7%	75	
	Violation Fam Abuse PO	2 7%	- 0%	- 0%	1 3%	- 0%	- 0%	- 0%	- 0%	- 0%	26 90%	- 0%	29	
	Other	- 0%	1 5%	- 0%	9 43%	2 10%	- 0%	- 0%	5 24%	- 0%	3 14%	1 5%	21	
	Protective Order	1 8%	- 0%	1 8%	1 8%	- 0%	- 0%	- 0%	- 0%	- 0%	9 75%	- 0%	12	
	Bond Forfeiture	- 0%	- 0%	1 11%	- 0%	1 11%	- 0%	- 0%	- 0%	- 0%	7 78%	- 0%	9	
	Criminal Support	- 0%	- 0%	- 0%	- 0%	- 0%	- 0%	- 0%	- 0%	4 100%	- 0%	- 0%	4	
	Restricted O/L	- 0%	- 0%	- 0%	- 0%	- 0%	- 0%	- 0%	- 0%	- 0%	1 100%	- 0%	1	
	Total		1,171 8%	405 3%	1,129 7%	2,242 15%	831 5%	291 2%	261 2%	156 1%	3,936 26%	4,383 28%	620 4%	15,425
	J	Custody Visitation	916 8%	194 2%	968 8%	2,006 17%	614 5%	150 1%	178 2%	73 1%	2,961 25%	3,483 29%	291 2%	11,834
		Delinquency	119 7%	57 3%	151 9%	326 19%	127 8%	48 3%	58 3%	10 1%	309 18%	418 25%	54 3%	1,677
Paternity		38 4%	1 0%	191 19%	11 1%	81 8%	7 1%	5 1%	3 0%	108 11%	512 51%	43 4%	1,000	
Traffic		88 9%	59 6%	75 8%	179 18%	54 6%	19 2%	10 1%	36 4%	167 17%	250 26%	31 3%	968	
Remand Visitation		2 1%	- 0%	16 5%	47 15%	13 4%	7 2%	8 3%	- 0%	118 38%	95 30%	6 2%	312	
Remand Custody		2 1%	- 0%	16 5%	47 15%	10 3%	7 2%	8 3%	- 0%	118 38%	96 31%	4 1%	308	

	Caroline	Essex	Frederick sburg	Hanover	King George	Lancaster	Northum berland	Richmon d County	Spotsylva nia	Stafford	Westmore land	Total
J Foster Care Review	18	3	27	15	13	6	3	3	166	39	4	297
	6%	1%	9%	5%	4%	2%	1%	1%	56%	13%	1%	
Abuse or Neglect	1	19	38	16	11	1	13	1	100	42	21	263
	0%	7%	14%	6%	4%	0%	5%	0%	38%	16%	8%	
Permanency	8	31	30	10	1	9	2	2	129	27	8	257
	3%	12%	12%	4%	0%	4%	1%	1%	50%	11%	3%	
Show Cause	7	9	22	104	8	8	4	1	53	17	2	235
	3%	4%	9%	44%	3%	3%	2%	0%	23%	7%	1%	
Initial Foster Care	6	1	28	10	5	3	1	2	99	39	3	197
	3%	1%	14%	5%	3%	2%	1%	1%	50%	20%	2%	
Status Offense/Other	9	23	14	46	10	5	5	3	34	18	8	175
	5%	13%	8%	26%	6%	3%	3%	2%	19%	10%	5%	
Child in Need of Services	12	-	9	18	18	14	11	1	18	37	18	156
	8%	0%	6%	12%	12%	9%	7%	1%	12%	24%	12%	
Term Parental Rights	4	2	49	3	-	-	-	-	59	5	1	123
	3%	2%	40%	2%	0%	0%	0%	0%	48%	4%	1%	
Truancy	7	-	-	12	11	4	1	-	20	-	2	57
	12%	0%	0%	21%	19%	7%	2%	0%	35%	0%	4%	
Capias	3	1	6	9	1	-	-	-	4	27	-	51
	6%	2%	12%	18%	2%	0%	0%	0%	8%	53%	0%	
Non-Family Abuse Prot Order	11	-	4	10	2	-	1	-	7	15	1	51
	22%	0%	8%	20%	4%	0%	2%	0%	14%	29%	2%	
Entrustment	-	-	5	-	-	-	-	1	17	-	-	23
	0%	0%	22%	0%	0%	0%	0%	4%	74%	0%	0%	
Motion - Prot Order	-	-	-	3	4	-	-	-	10	2	2	21
	0%	0%	0%	14%	19%	0%	0%	0%	48%	10%	10%	
Voluntary Continuing	3	-	3	4	-	-	-	-	9	2	-	21
	14%	0%	14%	19%	0%	0%	0%	0%	43%	10%	0%	
Family Abuse - Prot Order	8	-	3	-	-	-	1	-	5	3	-	20
	40%	0%	15%	0%	0%	0%	5%	0%	25%	15%	0%	
Child at Risk	2	-	-	2	1	2	-	-	5	-	7	19
	11%	0%	0%	11%	5%	11%	0%	0%	26%	0%	37%	
Custody Relief	-	-	1	3	3	1	-	-	8	2	-	18
	0%	0%	6%	17%	17%	6%	0%	0%	44%	11%	0%	
Restricted O/L	-	-	-	-	-	-	-	-	1	1	-	2
	0%	0%	0%	0%	0%	0%	0%	0%	50%	50%	0%	
Emancipation	-	-	-	-	-	-	-	-	1	-	-	1
	0%	0%	0%	0%	0%	0%	0%	0%	100%	0%	0%	
Juv Support	-	-	-	-	-	-	-	-	-	1	-	1
	0%	0%	0%	0%	0%	0%	0%	0%	0%	100%	0%	
Violation Fam Abuse PO	-	-	-	-	-	-	-	-	-	1	-	1
	0%	0%	0%	0%	0%	0%	0%	0%	0%	100%	0%	
Total	1,264	400	1,656	2,881	987	291	309	136	4,526	5,132	506	18,088
	7%	2%	9%	16%	5%	2%	2%	1%	25%	28%	3%	
Total	2,435	805	2,785	5,123	1,818	582	570	292	8,462	9,515	1,126	33,513
	7%	2%	8%	15%	5%	2%	2%	1%	25%	28%	3%	

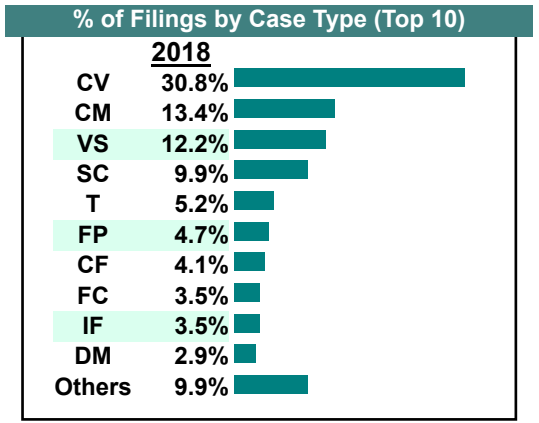
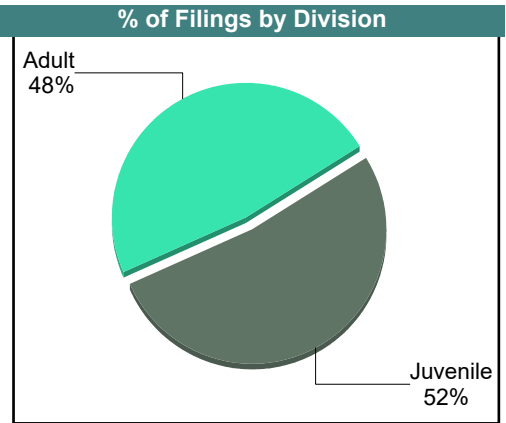
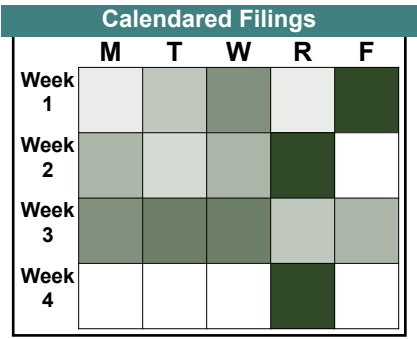
CASELOAD STATISTICS OF THE JUVENILE & DOMESTIC RELATIONS COURTS

December 2018

Albemarle

District: 16

		<u>Filings</u>	<u>Hearings</u>	<u>Transactions</u>	<u>Concluded</u>	<u>Cont</u>
<u>Adult</u>						
Non-Family Abuse Prot Order	AP	1	3	3	2	1
Capias	CA	2	12	12	4	8
Felony	CF	7	25	25	4	21
Misdemeanor	CM	23	58	58	10	48
Family Abuse - Prot Order	FP	8	19	19	1	18
Motion - Prot Order	MP	2	5	5	2	3
Other	OT	0	1	1	1	-
Show Cause	SC	17	48	48	21	27
SL/Other	SL	1	1	1	1	-
Civil Support	VS	21	56	56	23	33
Adult Total		82	228	228	69	159
<u>Juvenile</u>						
Abuse or Neglect	AN	4	28	28	13	15
Non-Family Abuse Prot Order	AP	0	1	1	1	-
Child in Need of Services	CS	1	5	5	1	4
Custody Visitation	CV	53	212	212	56	156
Felony	DF	1	8	8	1	7
Misdemeanor	DM	5	22	22	4	18
Foster Care Review	FC	6	6	6	6	-
Initial Foster Care	IF	6	6	6	6	-
Permanency	PH	3	5	5	3	2
Petition	PT	2	5	5	3	2
Status	ST	0	3	3	2	1
Traffic	T	9	13	14	4	9
Term Parental Rights	TP	0	4	4	0	4
Truancy	TR	0	2	2	0	2
Juvenile Total		90	320	321	100	220
Albemarle Totals		172	548	549	169	379



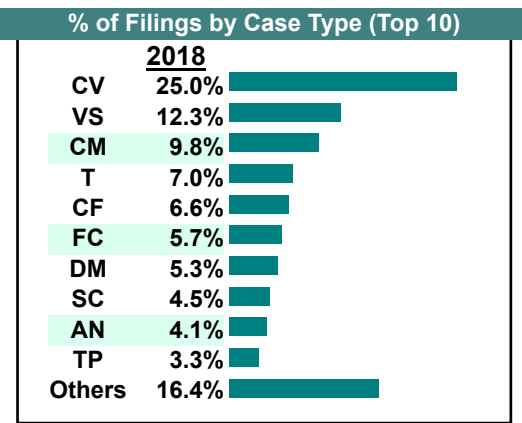
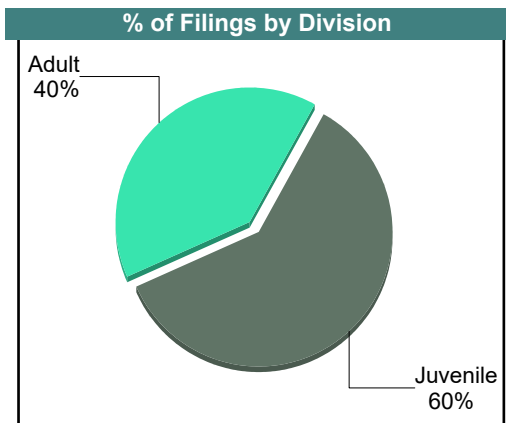

CASELOAD STATISTICS OF THE JUVENILE & DOMESTIC RELATIONS COURTS

November 2018

Albemarle

District: 16

		<u>Filings</u>	<u>Hearings</u>	<u>Transactions</u>	<u>Concluded</u>	<u>Cont</u>
<u>Adult</u>						
Non-Family Abuse Prot Order	AP	1	2	2	0	2
Capias	CA	7	19	19	5	14
Felony	CF	16	43	43	8	35
Misdemeanor	CM	24	63	63	19	43
Family Abuse - Prot Order	FP	4	13	13	9	4
Motion - Prot Order	MP	3	3	3	3	-
Other	OT	1	1	1	0	1
Show Cause	SC	11	46	46	13	33
Civil Support	VS	30	67	67	29	38
Adult Total		97	257	257	86	170
<u>Juvenile</u>						
Abuse or Neglect	AN	10	32	32	2	30
Non-Family Abuse Prot Order	AP	1	1	1	0	1
Child in Need of Services	CS	3	6	6	2	4
Custody Visitation	CV	61	205	205	92	110
Felony	DF	0	10	10	3	7
Misdemeanor	DM	13	59	59	18	41
Entrustment	ET	1	1	1	0	1
Foster Care Review	FC	14	15	15	14	1
Initial Foster Care	IF	2	2	2	2	-
Motion - Prot Order	MP	1	1	1	1	-
Permanency	PH	7	10	10	4	4
Petition	PT	0	4	4	1	3
Status	ST	4	8	8	2	6
Traffic	T	17	31	32	14	18
Term Parental Rights	TP	8	16	16	2	10
Truancy	TR	5	9	9	2	7
Juvenile Total		147	410	411	159	243
Albemarle Totals		244	667	668	245	413



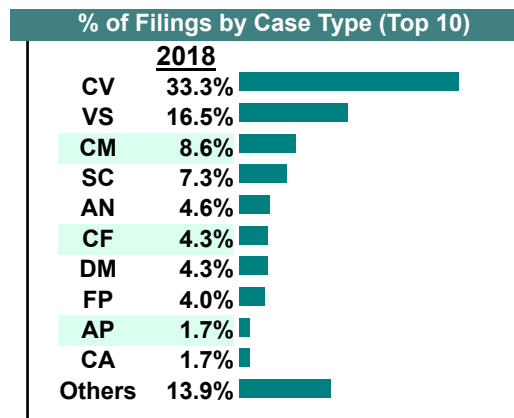
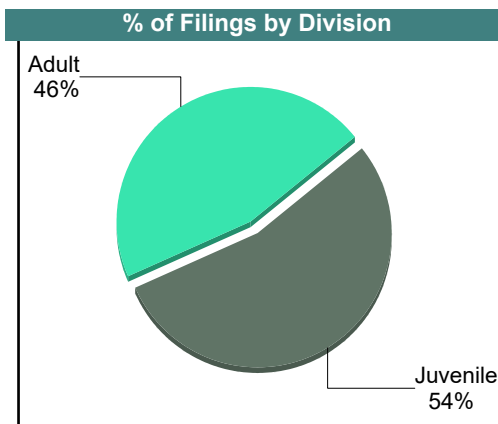

CASELOAD STATISTICS OF THE JUVENILE & DOMESTIC RELATIONS COURTS

October 2018

Albemarle

District: 16

		<u>Filings</u>	<u>Hearings</u>	<u>Transactions</u>	<u>Concluded</u>	<u>Cont</u>
<u>Adult</u>						
Non-Family Abuse Prot Order	AP	1	4	4	3	1
Capias	CA	5	20	20	5	15
Felony	CF	13	39	39	20	19
Misdemeanor	CM	26	94	94	56	38
Family Abuse - Prot Order	FP	12	36	36	18	18
Motion - Prot Order	MP	2	6	6	4	2
Violation of PO	PV	5	5	5	5	-
Remand Support	RS	3	3	3	3	-
Show Cause	SC	22	67	67	22	45
Civil Support	VS	50	89	89	48	41
Adult Total		139	363	363	184	179
<u>Juvenile</u>						
Abuse or Neglect	AN	14	45	45	6	39
Non-Family Abuse Prot Order	AP	4	7	7	4	3
Child in Need of Services	CS	2	6	6	2	3
Custody Visitation	CV	101	292	292	88	204
Felony	DF	4	23	23	4	19
Misdemeanor	DM	13	50	50	16	34
Foster Care Review	FC	4	4	4	4	-
Initial Foster Care	IF	5	5	5	5	-
Permanency	PH	3	7	7	3	4
Petition	PT	0	1	1	0	1
Remand Custody	RC	3	3	3	3	-
Remand Visitation	RV	2	2	2	2	-
Status	ST	3	6	6	3	3
Traffic	T	5	6	6	2	4
Term Parental Rights	TP	0	8	8	0	8
Truancy	TR	0	4	4	0	4
Voluntary Continuing Services Agreement	VA	1	1	1	1	-
Juvenile Total		164	470	470	143	326
Albemarle Totals		303	833	833	327	505



CASELOAD STATISTICS OF THE JUVENILE & DOMESTIC RELATIONS COURTS

September 2018

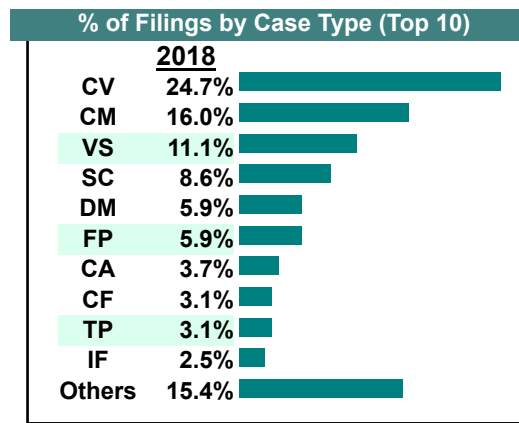
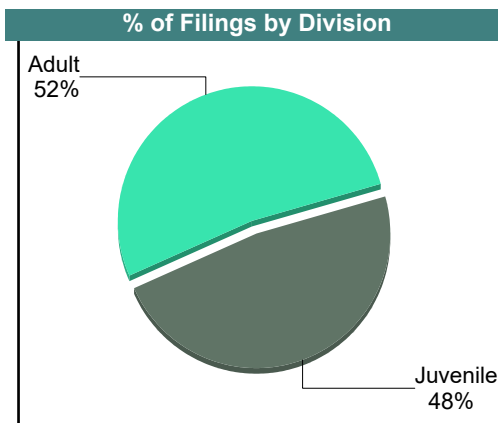
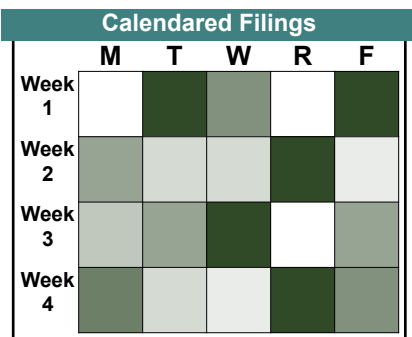
Albemarle

District: 16

		<u>Filings</u>	<u>Hearings</u>	<u>Transactions</u>	<u>Concluded</u>	<u>Cont</u>
Adult						
Non-Family Abuse Prot Order	AP	3	5	5	3	2
Capias	CA	12	19	19	8	11
Felony	CF	10	42	42	22	20
Misdemeanor	CM	52	100	100	29	71
Family Abuse - Prot Order	FP	19	46	46	14	31
Motion - Prot Order	MP	4	5	5	4	1
Violation of PO	PV	5	5	5	5	-
Show Cause	SC	28	77	77	38	39
Civil Support	VS	36	90	90	47	38
Adult Total		169	389	389	170	213

Juvenile						
Abuse or Neglect	AN	4	18	18	8	10
Child in Need of Services	CS	3	6	6	0	6
Custody Visitation	CV	80	283	283	84	197
Felony	DF	4	17	17	4	13
Misdemeanor	DM	19	63	63	15	48
Foster Care Review	FC	3	3	3	2	1
Initial Foster Care	IF	8	8	8	8	-
Motion - Prot Order	MP	1	1	1	1	-
Permanency	PH	8	9	9	7	2
Petition	PT	1	4	4	1	3
Status	ST	1	8	8	2	6
Traffic	T	8	16	19	13	6
Term Parental Rights	TP	10	12	12	6	6
Truancy	TR	2	4	4	1	3
Voluntary Continuing Services Agreement	VA	3	3	3	3	-
Juvenile Total		155	455	458	155	301

Albemarle Totals		324	844	847	325	514
-------------------------	--	------------	------------	------------	------------	------------



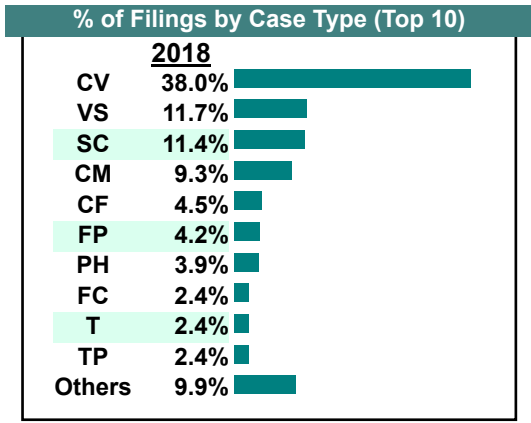
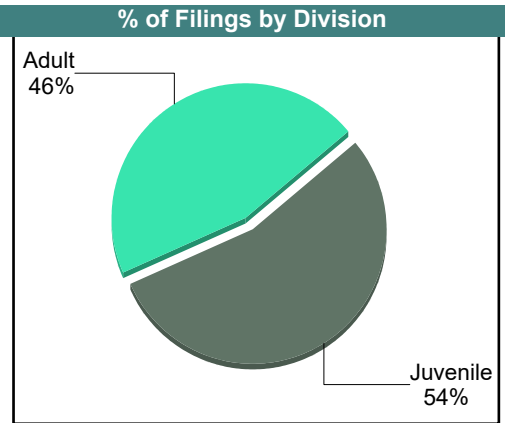

CASELOAD STATISTICS OF THE JUVENILE & DOMESTIC RELATIONS COURTS

August 2018

Albemarle

District: 16

		<u>Filings</u>	<u>Hearings</u>	<u>Transactions</u>	<u>Concluded</u>	<u>Cont</u>
<u>Adult</u>						
Non-Family Abuse Prot Order	AP	3	6	6	1	5
Capias	CA	4	16	16	5	11
Felony	CF	15	81	81	47	34
Misdemeanor	CM	31	116	116	46	70
Family Abuse - Prot Order	FP	14	32	32	12	20
Motion - Prot Order	MP	3	5	5	4	1
Violation of PO	PV	5	5	5	5	-
Show Cause	SC	38	99	99	43	56
Civil Support	VS	39	80	80	44	36
Adult Total		152	440	440	207	233
<u>Juvenile</u>						
Abuse or Neglect	AN	3	35	35	13	22
Child in Need of Services	CS	0	1	1	0	1
Custody Visitation	CV	127	299	299	129	170
Felony	DF	2	20	20	2	18
Misdemeanor	DM	4	52	52	13	39
Foster Care Review	FC	8	8	8	8	-
Initial Foster Care	IF	2	2	2	2	-
Permanency	PH	13	13	13	9	4
Petition	PT	0	5	5	3	2
Status	ST	4	7	7	3	3
Traffic	T	8	21	24	14	10
Term Parental Rights	TP	8	8	8	0	8
Truancy	TR	0	2	2	0	2
Voluntary Continuing Services Agreement	VA	3	3	3	3	-
Juvenile Total		182	476	479	199	279
Albemarle Totals		334	916	919	406	512



CASELOAD STATISTICS OF THE JUVENILE & DOMESTIC RELATIONS COURTS

July 2018

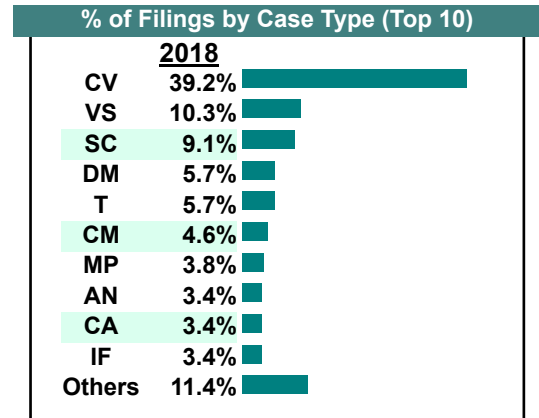
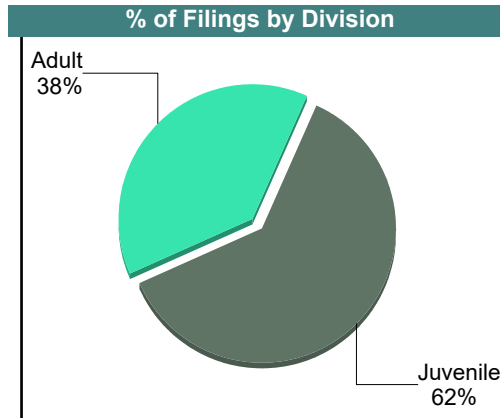

Albemarle

District: 16

		<u>Filings</u>	<u>Hearings</u>	<u>Transactions</u>	<u>Concluded</u>	<u>Cont</u>
<u>Adult</u>						
Non-Family Abuse Prot Order	AP	1	3	3	2	1
Capias	CA	9	21	21	11	10
Felony	CF	6	29	29	2	27
Misdemeanor	CM	12	60	60	20	40
Family Abuse - Prot Order	FP	6	18	18	9	9
Motion - Prot Order	MP	10	12	12	9	3
Violation of PO	PV	4	4	4	4	-
Remand Support	RS	1	1	1	1	-
Show Cause	SC	24	61	61	26	35
SL/Other	SL	1	2	2	2	-
Civil Support	VS	27	67	67	24	42
Adult Total		101	278	278	110	167

<u>Juvenile</u>						
Abuse or Neglect	AN	9	30	30	11	19
Child in Need of Services	CS	1	1	1	0	1
Custody Visitation	CV	103	221	221	72	149
Felony	DF	6	15	15	5	10
Misdemeanor	DM	15	55	55	20	35
Foster Care Review	FC	2	2	2	2	-
Initial Foster Care	IF	9	9	9	9	-
Motion - Prot Order	MP	0	4	4	4	-
Petition	PT	0	3	3	1	2
Remand Custody	RC	1	1	1	1	-
Status	ST	1	2	2	0	2
Traffic	T	15	21	22	5	17
Juvenile Total		162	364	365	130	235

Albemarle Totals		263	642	643	240	402
-------------------------	--	------------	------------	------------	------------	------------



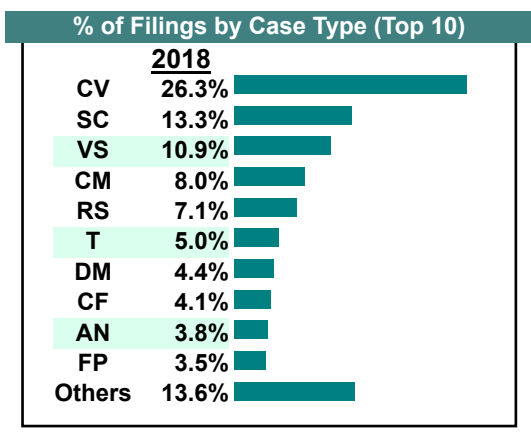
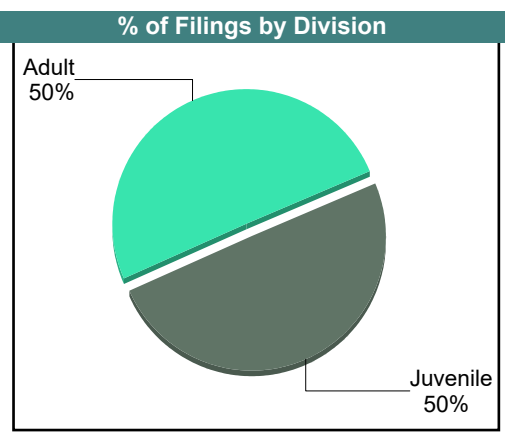

CASELOAD STATISTICS OF THE JUVENILE & DOMESTIC RELATIONS COURTS

June 2018

Albemarle

District: 16

		<u>Filings</u>	<u>Hearings</u>	<u>Transactions</u>	<u>Concluded</u>	<u>Cont</u>
<u>Adult</u>						
Non-Family Abuse Prot Order	AP	1	1	1	0	1
Capias	CA	4	19	19	6	13
Felony	CF	14	41	41	6	35
Misdemeanor	CM	27	104	104	30	74
Family Abuse - Prot Order	FP	12	28	28	9	19
Motion - Prot Order	MP	3	3	3	3	-
Violation of PO	PV	2	2	2	2	-
Remand Support	RS	24	24	24	24	-
Show Cause	SC	45	83	83	34	49
SL/Other	SL	1	1	1	0	1
Civil Support	VS	37	58	58	27	31
Adult Total		170	364	364	141	223
<u>Juvenile</u>						
Abuse or Neglect	AN	13	42	42	8	34
Non-Family Abuse Prot Order	AP	1	1	1	1	-
Child in Need of Services	CS	3	7	7	4	3
Custody Visitation	CV	89	241	241	93	148
Felony	DF	0	14	14	3	11
Misdemeanor	DM	15	65	66	13	53
Foster Care Review	FC	5	5	5	5	-
Initial Foster Care	IF	4	4	4	4	-
Motion - Prot Order	MP	4	4	4	0	4
Permanency	PH	2	3	3	2	1
Petition	PT	5	6	6	0	6
Remand Custody	RC	1	1	1	1	-
Status	ST	4	11	11	7	4
Traffic	T	17	32	34	18	16
Term Parental Rights	TP	4	10	10	8	2
Truancy	TR	1	10	10	5	5
Voluntary Continuing Services Agreement	VA	1	2	2	2	-
Juvenile Total		169	458	461	174	287
Albemarle Totals		339	822	825	315	510



CASELOAD STATISTICS OF THE JUVENILE & DOMESTIC RELATIONS COURTS

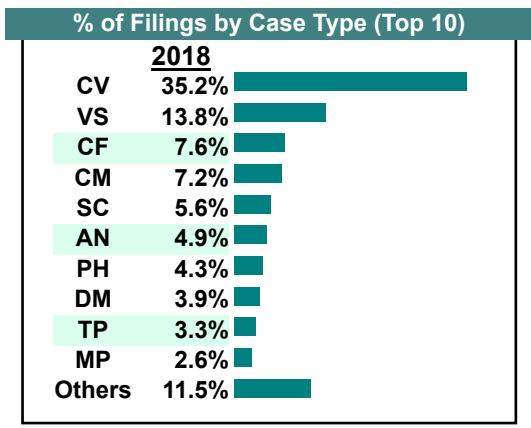
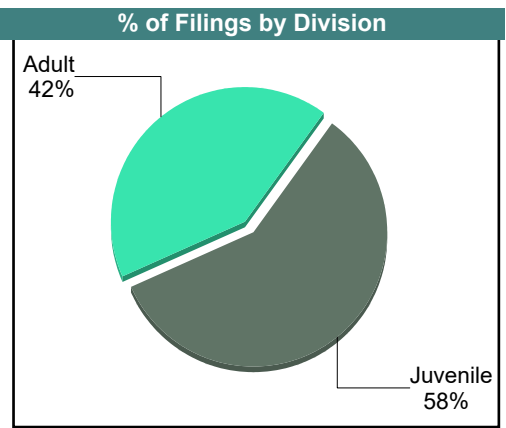

May 2018

Albemarle

District: 16

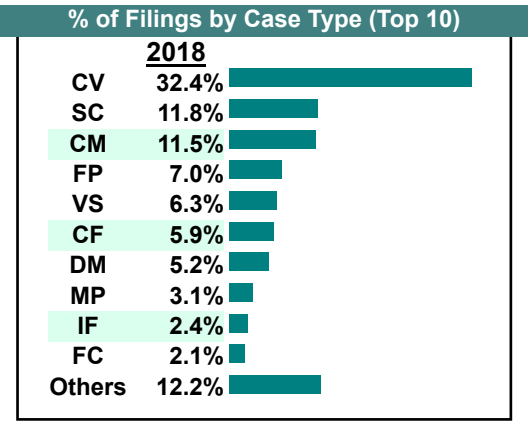
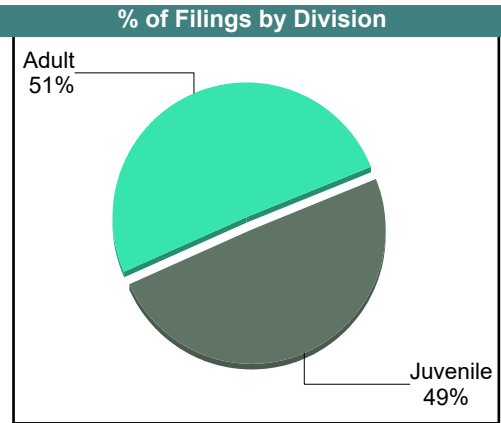

		<u>Filings</u>	<u>Hearings</u>	<u>Transactions</u>	<u>Concluded</u>	<u>Cont</u>
<u>Adult</u>						
Non-Family Abuse Prot Order	AP	0	1	1	1	-
Capias	CA	3	13	13	4	9
Felony	CF	23	86	86	30	56
Misdemeanor	CM	22	82	82	23	59
Family Abuse - Prot Order	FP	7	30	30	15	15
Motion - Prot Order	MP	6	9	9	7	2
Protective Order	PC	0	1	1	1	-
Violation Fam Abuse PO	PS	1	1	1	1	-
Violation of PO	PV	3	3	3	3	-
Remand Support	RS	2	2	2	2	-
Show Cause	SC	17	62	62	22	40
SL/Other	SL	1	2	2	2	-
Civil Support	VS	42	81	81	43	38
Adult Total		127	373	373	154	219

<u>Juvenile</u>						
Abuse or Neglect	AN	15	35	35	1	34
Custody Visitation	CV	107	358	358	145	213
Felony	DF	3	15	15	0	15
Misdemeanor	DM	12	56	56	14	42
Foster Care Review	FC	6	6	6	6	-
Motion - Prot Order	MP	2	2	2	2	-
Permanency	PH	13	17	17	12	5
Petition	PT	0	3	3	3	-
Status	ST	1	7	7	3	4
Traffic	T	8	16	16	5	11
Term Parental Rights	TP	10	18	18	4	14
Truancy	TR	0	2	2	1	1
Juvenile Total		177	535	535	196	339
Albemarle Totals		304	908	908	350	558



April 2018

		Filings	Hearings	Transactions	Concluded	Cont
Adult						
Capias	CA	4	15	15	8	7
Felony	CF	17	51	51	8	43
Misdemeanor	CM	33	107	107	31	76
Family Abuse - Prot Order	FP	20	45	45	16	29
Motion - Prot Order	MP	9	11	11	6	5
Protective Order	PC	1	1	1	0	1
Violation Fam Abuse PO	PS	1	1	1	1	-
Violation of PO	PV	6	6	6	6	-
Show Cause	SC	34	98	98	44	54
SL/Other	SL	2	3	3	2	1
Civil Support	VS	18	70	70	30	40
Adult Total		145	408	408	152	256
Juvenile						
Abuse or Neglect	AN	3	29	29	20	9
Child in Need of Services	CS	0	5	5	3	2
Custody Visitation	CV	93	353	353	117	236
Felony	DF	0	17	17	0	17
Misdemeanor	DM	15	59	59	18	41
Foster Care Review	FC	6	8	8	8	-
Initial Foster Care	IF	7	9	9	9	-
Permanency	PH	4	12	12	12	-
Petition	PT	3	6	6	1	5
Status	ST	4	17	17	2	15
Traffic	T	4	4	5	1	4
Truancy	TR	2	8	8	1	7
Voluntary Continuing Services Agreement	VA	1	1	1	0	1
Juvenile Total		142	528	529	192	337
Albemarle Totals		287	936	937	344	593



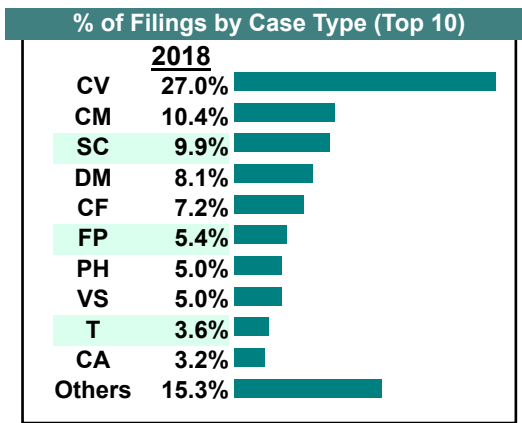
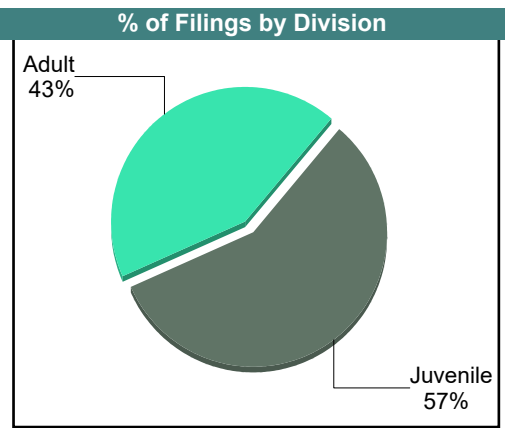

CASELOAD STATISTICS OF THE JUVENILE & DOMESTIC RELATIONS COURTS

March 2018

Albemarle

District: 16

		Filings	Hearings	Transactions	Concluded	Cont
Adult						
Capias	CA	7	23	23	9	14
Felony	CF	16	73	73	19	54
Misdemeanor	CM	23	97	97	34	63
Family Abuse - Prot Order	FP	12	27	27	8	19
Motion - Prot Order	MP	2	3	3	3	-
Violation of PO	PV	1	1	1	1	-
Show Cause	SC	22	82	82	24	58
SL/Other	SL	1	2	2	0	2
Civil Support	VS	11	53	53	20	33
Adult Total		95	361	361	118	243
Juvenile						
Abuse or Neglect	AN	4	18	18	1	17
Non-Family Abuse Prot Order	AP	0	1	1	1	-
Child in Need of Services	CS	2	4	4	0	4
Custody Visitation	CV	60	311	311	110	201
Felony	DF	5	14	14	0	14
Misdemeanor	DM	18	83	83	22	61
Entrustment	ET	1	1	1	1	-
Foster Care Review	FC	4	4	4	2	2
Initial Foster Care	IF	3	3	3	1	2
Motion - Prot Order	MP	0	5	5	5	-
Permanency	PH	11	14	14	6	8
Petition	PT	0	2	2	1	1
Status	ST	4	5	5	1	4
Traffic	T	8	19	21	14	7
Term Parental Rights	TP	4	11	11	11	-
Truancy	TR	3	11	11	3	8
Juvenile Total		127	506	508	179	329
Albemarle Totals		222	867	869	297	572



CASELOAD STATISTICS OF THE JUVENILE & DOMESTIC RELATIONS COURTS

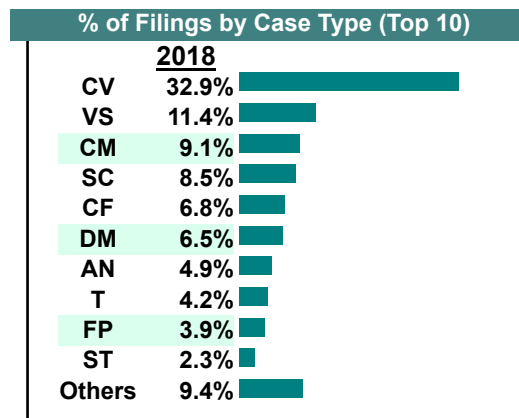
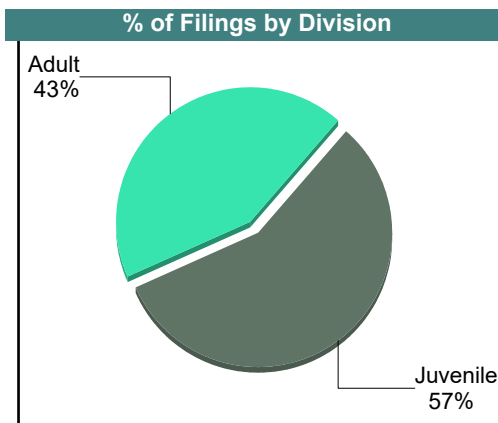

February 2018

Albemarle

District: 16

		<u>Filings</u>	<u>Hearings</u>	<u>Transactions</u>	<u>Concluded</u>	<u>Cont</u>
<u>Adult</u>						
Non-Family Abuse Prot Order	AP	0	3	3	1	2
Bond Forfeiture	BF	0	1	1	1	-
Capias	CA	5	16	16	8	8
Felony	CF	21	35	35	6	29
Misdemeanor	CM	28	83	83	26	57
Family Abuse - Prot Order	FP	12	33	33	17	16
Motion - Prot Order	MP	2	3	3	2	1
Protective Order	PC	0	3	3	3	-
Violation of PO	PV	1	1	1	1	-
Remand Support	RS	1	1	1	1	-
Show Cause	SC	26	70	70	18	52
SL/Other	SL	1	1	1	1	-
Civil Support	VS	35	74	74	28	46
Adult Total		132	324	324	113	211

<u>Juvenile</u>						
Abuse or Neglect	AN	15	43	43	5	38
Non-Family Abuse Prot Order	AP	0	1	1	0	1
Custody Relief	CR	0	2	2	2	-
Child in Need of Services	CS	1	5	5	2	3
Custody Visitation	CV	101	257	257	106	151
Felony	DF	1	12	12	2	10
Misdemeanor	DM	20	83	83	17	66
Foster Care Review	FC	1	1	1	1	-
Initial Foster Care	IF	4	4	4	4	-
Motion - Prot Order	MP	1	1	1	1	-
Protective Order	PC	0	1	1	1	-
Permanency	PH	6	7	7	7	-
Petition	PT	1	4	4	2	2
Status	ST	7	13	13	7	6
Traffic	T	13	19	21	13	8
Term Parental Rights	TP	0	2	2	1	1
Truancy	TR	4	12	12	4	8
Juvenile Total		175	467	469	175	294
Albemarle Totals		307	791	793	288	505



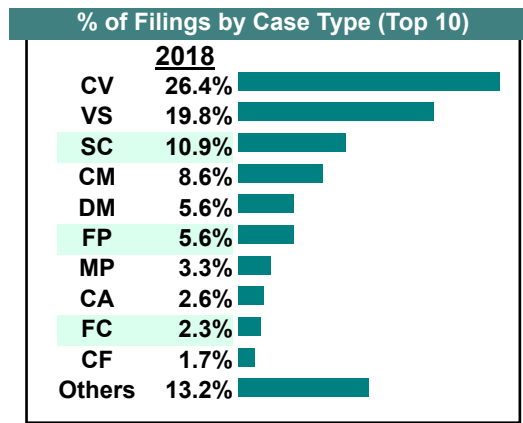
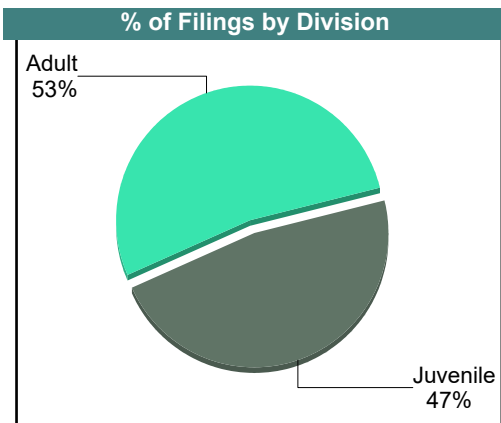

CASELOAD STATISTICS OF THE JUVENILE & DOMESTIC RELATIONS COURTS

January 2018

Albemarle

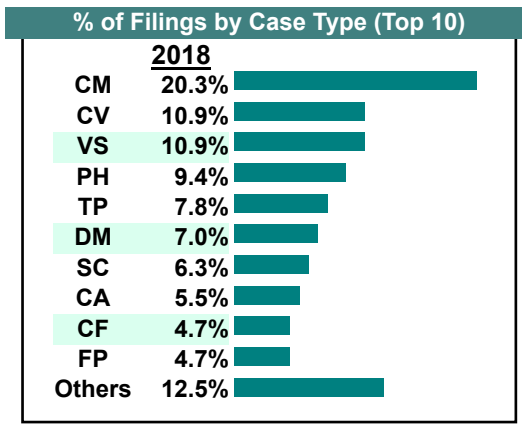
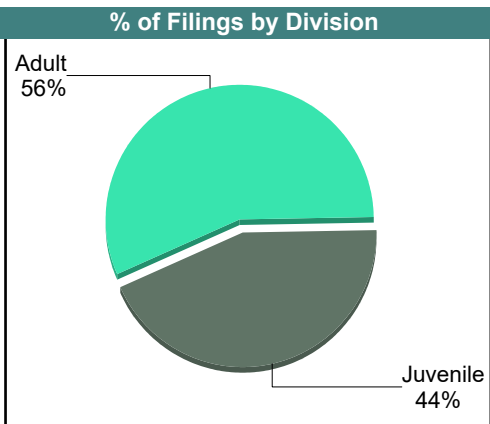
District: 16

		<u>Filings</u>	<u>Hearings</u>	<u>Transactions</u>	<u>Concluded</u>	<u>Cont</u>
<u>Adult</u>						
Non-Family Abuse Prot Order	AP	2	4	4	1	3
Capias	CA	8	15	15	6	9
Felony	CF	5	25	25	6	19
Misdemeanor	CM	26	84	84	22	62
Family Abuse - Prot Order	FP	17	36	36	16	20
Motion - Prot Order	MP	5	7	7	6	1
Protective Order	PC	2	6	6	0	6
Remand Support	RS	1	1	1	1	-
Show Cause	SC	33	85	85	26	59
SL/Other	SL	1	1	1	1	-
Civil Support	VS	60	95	95	42	53
Adult Total		160	359	359	127	232
<u>Juvenile</u>						
Abuse or Neglect	AN	3	21	21	6	15
Non-Family Abuse Prot Order	AP	1	1	1	0	1
Child in Need of Services	CS	2	7	7	3	4
Custody Visitation	CV	80	318	318	108	210
Felony	DF	2	17	17	8	9
Misdemeanor	DM	17	50	50	21	29
Foster Care Review	FC	7	7	7	7	-
Initial Foster Care	IF	3	3	3	3	-
Motion - Prot Order	MP	5	5	5	0	5
Protective Order	PC	1	3	3	1	2
Permanency	PH	5	5	5	5	-
Petition	PT	0	6	6	3	3
Remand Custody	RC	2	2	2	2	-
Remand Visitation	RV	2	2	2	2	-
Status	ST	3	6	6	4	2
Traffic	T	5	5	6	2	4
Truancy	TR	4	9	9	1	8
Voluntary Continuing Services Agreement	VA	1	1	1	1	-
Juvenile Total		143	468	469	177	292
Albemarle Totals		303	827	828	304	524



		Filings	Hearings	Transactions	Concluded	Cont
Adult						
Capias	CA	7	13	13	7	6
Felony	CF	6	26	26	7	19
Misdemeanor	CM	26	63	63	15	48
Family Abuse - Prot Order	FP	6	26	26	10	16
Motion - Prot Order	MP	2	2	2	1	1
Violation of PO	PV	2	2	2	2	-
Show Cause	SC	8	34	34	12	22
SL/Other	SL	1	1	1	1	-
Civil Support	VS	14	29	29	10	19
Adult Total		72	196	196	65	131
Juvenile						
Abuse or Neglect	AN	3	8	8	2	6
Non-Family Abuse Prot Order	AP	2	6	6	1	5
Custody Visitation	CV	14	61	61	20	41
Felony	DF	0	3	3	0	3
Misdemeanor	DM	9	18	18	2	16
Foster Care Review	FC	2	2	2	2	-
Permanency	PH	12	20	20	7	13
Petition	PT	2	6	6	3	3
Status	ST	2	3	3	2	1
Traffic	T	0	1	1	0	1
Term Parental Rights	TP	10	24	24	4	20
Truancy	TR	0	5	5	2	3
Voluntary Continuing Services Agreement	VA	0	1	1	1	-
Juvenile Total		56	158	158	46	112
Charlottesville Totals		128	354	354	111	243

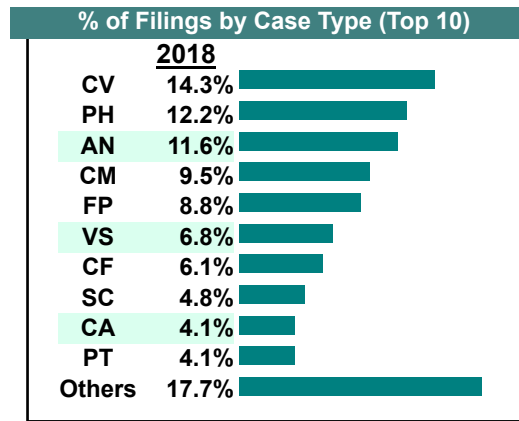
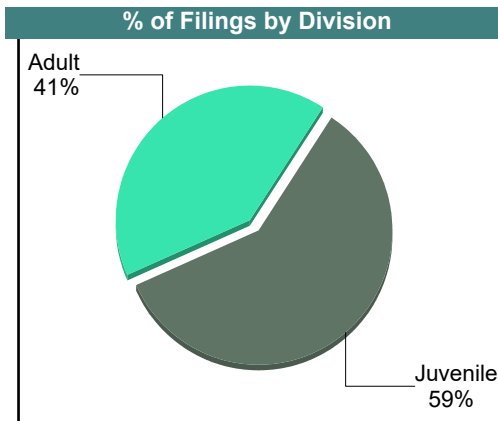

Calendared Filings						
	U	M	T	W	R	F
Week 1						
Week 2						
Week 3						
Week 4						



		Filings	Hearings	Transactions	Concluded	Cont
Adult						
Capias	CA	6	13	13	6	7
Felony	CF	9	28	28	7	21
Misdemeanor	CM	14	44	44	9	35
Family Abuse - Prot Order	FP	13	25	25	8	17
Motion - Prot Order	MP	1	1	1	1	-
Show Cause	SC	7	22	22	10	12
Civil Support	VS	10	18	18	12	6
Adult Total		60	151	151	53	98

Juvenile						
Abuse or Neglect	AN	17	20	20	1	19
Non-Family Abuse Prot Order	AP	0	2	2	0	2
Child in Need of Services	CS	1	2	2	1	1
Custody Visitation	CV	21	100	100	40	59
Felony	DF	4	18	18	1	17
Misdemeanor	DM	2	18	18	9	9
Entrustment	ET	2	2	2	2	-
Foster Care Review	FC	1	1	1	1	-
Initial Foster Care	IF	3	3	3	3	-
Permanency	PH	18	25	25	23	2
Petition	PT	6	12	12	4	8
Child at Risk	RI	0	2	2	2	-
Status	ST	1	4	4	2	2
Traffic	T	2	5	5	2	3
Term Parental Rights	TP	5	19	19	19	-
Truancy	TR	2	3	3	0	3
Voluntary Continuing Services Agreement	VA	2	2	2	1	1
Juvenile Total		87	238	238	111	126

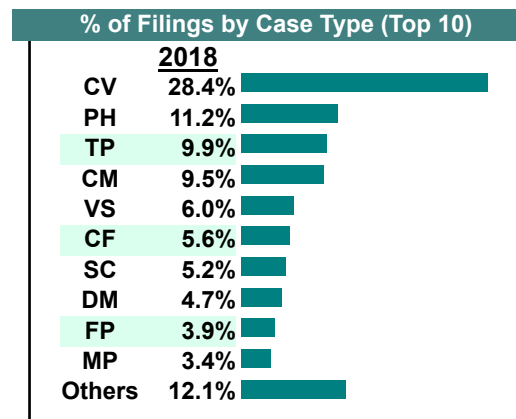
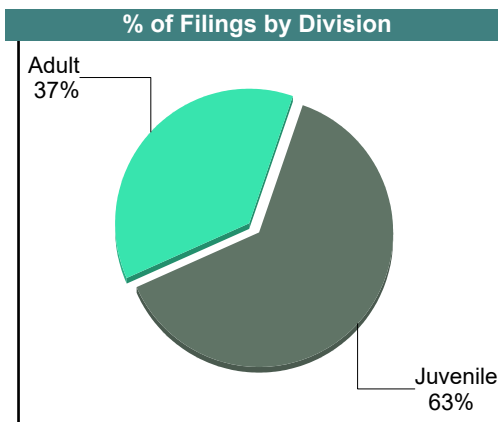

Charlottesville Totals		147	389	389	164	224
-------------------------------	--	------------	------------	------------	------------	------------



		<u>Filings</u>	<u>Hearings</u>	<u>Transactions</u>	<u>Concluded</u>	<u>Cont</u>
Adult						
Non-Family Abuse Prot Order	AP	1	2	2	0	2
Capias	CA	5	15	15	8	7
Felony	CF	13	35	35	5	30
Misdemeanor	CM	22	75	75	21	54
Family Abuse - Prot Order	FP	9	14	14	1	13
Motion - Prot Order	MP	5	5	5	5	-
Other	OT	2	2	2	2	-
Protective Order	PC	0	1	1	0	1
Violation of PO	PV	1	1	1	1	-
Show Cause	SC	12	56	56	31	24
SL/Other	SL	2	2	2	2	-
Civil Support	VS	14	45	45	28	16
Adult Total		86	253	253	104	147

		<u>Filings</u>	<u>Hearings</u>	<u>Transactions</u>	<u>Concluded</u>	<u>Cont</u>
Juvenile						
Abuse or Neglect	AN	0	1	1	0	1
Non-Family Abuse Prot Order	AP	2	4	4	0	4
Child in Need of Services	CS	0	2	2	1	1
Custody Visitation	CV	66	166	166	85	81
Felony	DF	1	10	10	3	7
Misdemeanor	DM	11	37	37	13	24
Foster Care Review	FC	3	3	3	3	-
Initial Foster Care	IF	6	6	6	6	-
Motion - Prot Order	MP	3	3	3	3	-
Permanency	PH	26	27	27	22	5
Petition	PT	2	5	5	2	3
Child at Risk	RI	0	2	2	0	2
Status	ST	2	10	10	2	8
Traffic	T	0	7	7	6	1
Term Parental Rights	TP	23	32	32	16	16
Truancy	TR	1	5	5	2	3
Juvenile Total		146	320	320	164	156

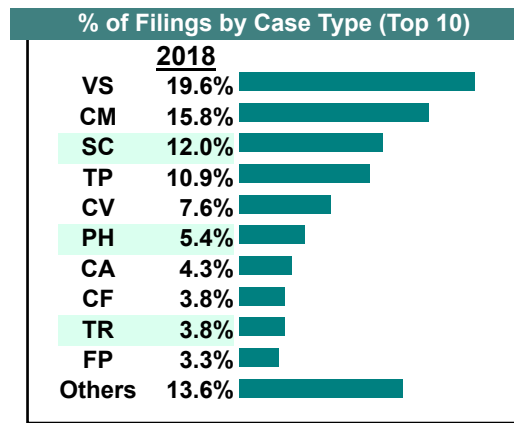
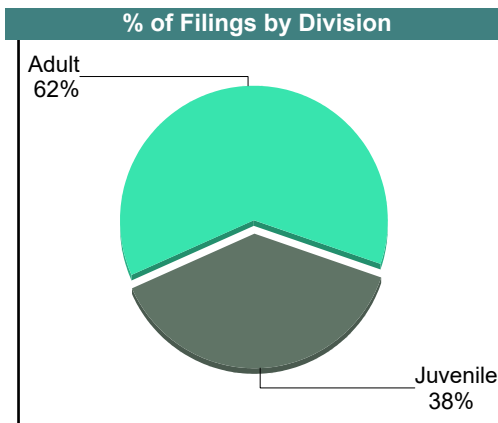
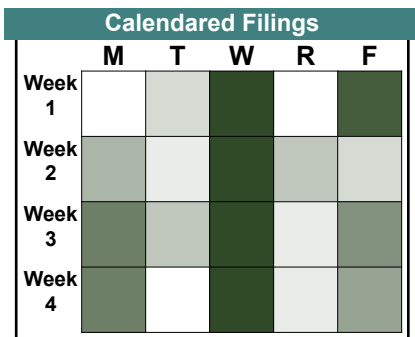
Charlottesville Totals		232	573	573	268	303
-------------------------------	--	------------	------------	------------	------------	------------



		Filings	Hearings	Transactions	Concluded	Cont
Adult						
Capias	CA	8	25	25	10	15
Felony	CF	7	23	23	8	15
Misdemeanor	CM	29	72	72	25	47
Family Abuse - Prot Order	FP	6	15	15	8	7
Motion - Prot Order	MP	1	1	1	1	-
Violation of PO	PV	4	4	4	4	-
Show Cause	SC	22	47	47	20	27
SL/Other	SL	1	1	1	0	1
Civil Support	VS	36	60	60	42	18
Adult Total		114	248	248	118	130

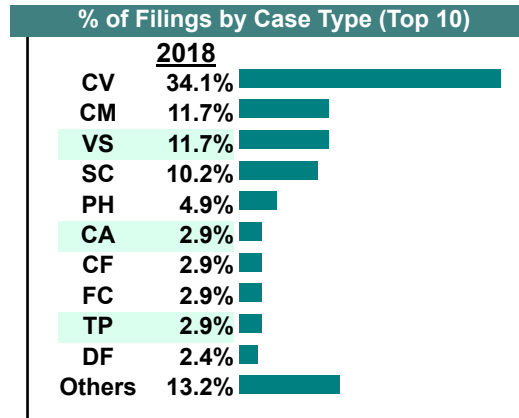
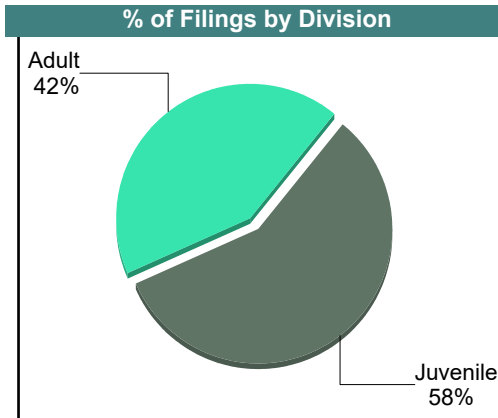

Juvenile						
Abuse or Neglect	AN	1	6	6	4	2
Child in Need of Services	CS	1	2	2	0	2
Custody Visitation	CV	14	125	125	43	82
Felony	DF	1	21	21	7	14
Misdemeanor	DM	3	21	21	8	13
Foster Care Review	FC	1	1	1	1	-
Initial Foster Care	IF	2	2	2	2	-
Motion - Prot Order	MP	0	2	2	2	-
Permanency	PH	10	14	14	7	7
Petition	PT	3	5	5	1	4
Child at Risk	RI	0	2	2	0	2
Status	ST	0	3	3	1	2
Traffic	T	6	10	10	2	8
Term Parental Rights	TP	20	28	28	11	17
Truancy	TR	7	9	9	4	5
Voluntary Continuing Services Agreement	VA	1	1	1	1	-
Juvenile Total		70	252	252	94	158

Charlottesville Totals		184	500	500	212	288
-------------------------------	--	------------	------------	------------	------------	------------



August 2018

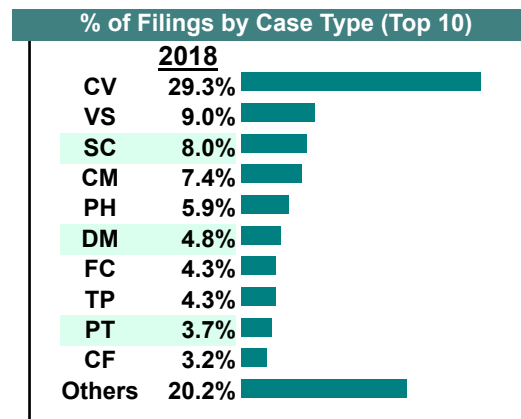
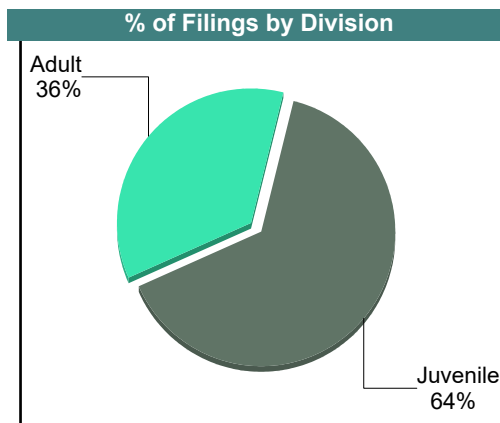

		Filings	Hearings	Transactions	Concluded	Cont
Adult						
Capias	CA	6	19	19	9	10
Felony	CF	6	28	28	4	24
Misdemeanor	CM	24	55	55	14	41
Family Abuse - Prot Order	FP	4	11	11	6	5
Motion - Prot Order	MP	2	2	2	2	-
Show Cause	SC	21	55	55	26	29
SL/Other	SL	0	1	1	1	-
Civil Support	VS	24	61	61	34	27
Adult Total		87	232	232	96	136
Juvenile						
Abuse or Neglect	AN	3	11	11	1	10
Child in Need of Services	CS	2	3	3	2	1
Custody Visitation	CV	70	157	157	44	113
Felony	DF	5	15	15	0	15
Misdemeanor	DM	3	27	27	12	15
Foster Care Review	FC	6	7	7	6	1
Initial Foster Care	IF	2	2	2	2	-
Motion - Prot Order	MP	0	2	2	0	2
Permanency	PH	10	11	11	8	3
Petition	PT	2	5	5	0	5
Child at Risk	RI	2	2	2	0	2
Traffic	T	5	7	8	2	6
Term Parental Rights	TP	6	12	12	6	6
Truancy	TR	1	1	1	0	1
Voluntary Continuing Services Agreement	VA	1	1	1	1	-
Juvenile Total		118	263	264	84	180
Charlottesville Totals		205	495	496	180	316



		Filings	Hearings	Transactions	Concluded	Cont
Adult						
Capias	CA	4	17	17	8	9
Felony	CF	6	19	19	3	16
Misdemeanor	CM	14	55	55	25	30
Family Abuse - Prot Order	FP	5	9	9	6	3
Motion - Prot Order	MP	1	1	1	1	-
Remand Support	RS	3	3	3	3	-
Show Cause	SC	15	48	48	14	34
SL/Other	SL	2	2	2	1	1
Civil Support	VS	17	43	43	20	23
Adult Total		67	197	197	81	116

Juvenile						
Abuse or Neglect	AN	3	14	14	10	4
Child in Need of Services	CS	1	7	7	6	1
Custody Visitation	CV	55	170	170	74	90
Felony	DF	4	8	8	0	8
Misdemeanor	DM	9	26	26	2	24
Foster Care Review	FC	8	8	8	8	-
Initial Foster Care	IF	4	4	4	4	-
Motion - Prot Order	MP	2	2	2	0	2
Permanency	PH	11	12	12	11	1
Petition	PT	7	13	13	6	7
Remand Custody	RC	3	3	3	3	-
Remand Visitation	RV	3	3	3	3	-
Traffic	T	1	3	3	1	2
Term Parental Rights	TP	8	10	10	8	2
Voluntary Continuing Services Agreement	VA	2	2	2	2	-
Juvenile Total		121	285	285	138	141

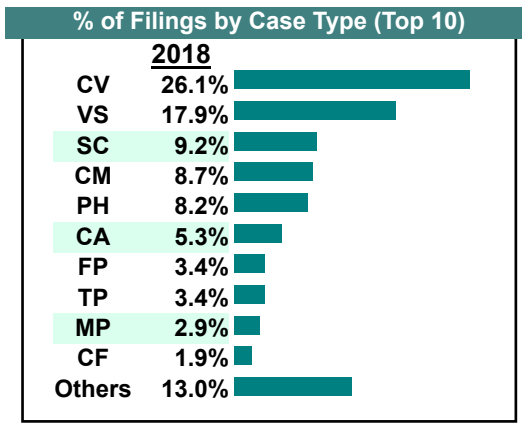
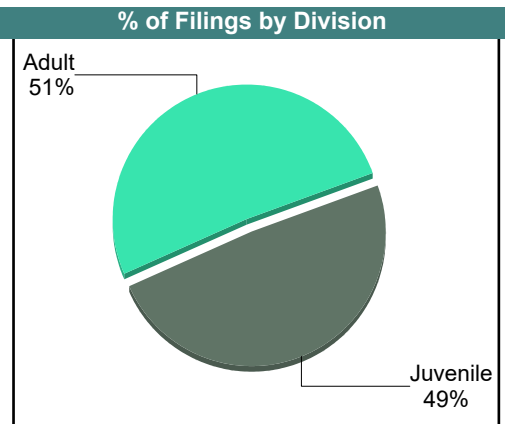

Charlottesville Totals		188	482	482	219	257
-------------------------------	--	------------	------------	------------	------------	------------



		<u>Filings</u>	<u>Hearings</u>	<u>Transactions</u>	<u>Concluded</u>	<u>Cont</u>
Adult						
Non-Family Abuse Prot Order	AP	0	1	1	1	-
Capias	CA	11	28	28	14	14
Felony	CF	4	7	7	0	7
Misdemeanor	CM	18	59	59	16	43
Family Abuse - Prot Order	FP	7	17	17	8	9
Motion - Prot Order	MP	6	7	7	6	1
Protective Order	PC	0	1	1	0	1
Violation of PO	PV	2	2	2	2	-
Remand Support	RS	1	1	1	1	-
Show Cause	SC	19	56	56	28	28
SL/Other	SL	1	1	1	1	-
Civil Support	VS	37	67	67	31	36
Adult Total		106	247	247	108	139

Juvenile						
Abuse or Neglect	AN	1	19	19	3	16
Non-Family Abuse Prot Order	AP	0	1	1	1	-
Child in Need of Services	CS	1	14	14	2	12
Custody Visitation	CV	54	156	156	31	125
Felony	DF	3	10	10	1	9
Misdemeanor	DM	3	34	34	20	14
Foster Care Review	FC	3	3	3	3	-
Permanency	PH	17	20	20	18	2
Petition	PT	3	3	3	0	3
Remand Custody	RC	2	2	2	2	-
Remand Visitation	RV	2	2	2	2	-
Status	ST	1	3	3	0	3
Traffic	T	1	5	5	1	4
Term Parental Rights	TP	7	14	14	5	9
Truancy	TR	3	5	5	4	1
Juvenile Total		101	291	291	93	198

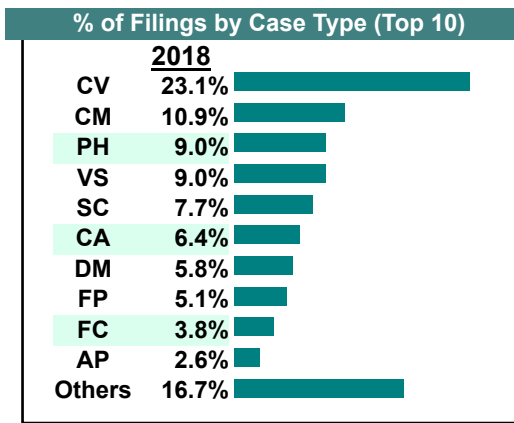
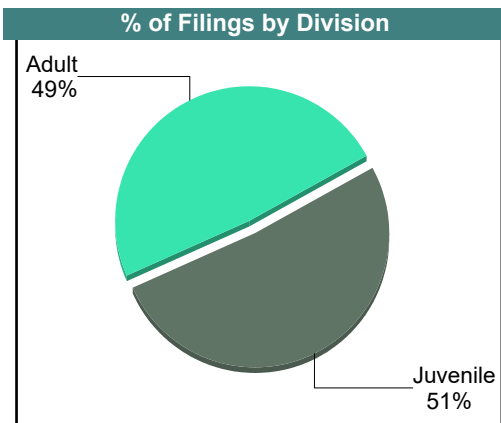

Charlottesville Totals		207	538	538	201	337
-------------------------------	--	------------	------------	------------	------------	------------



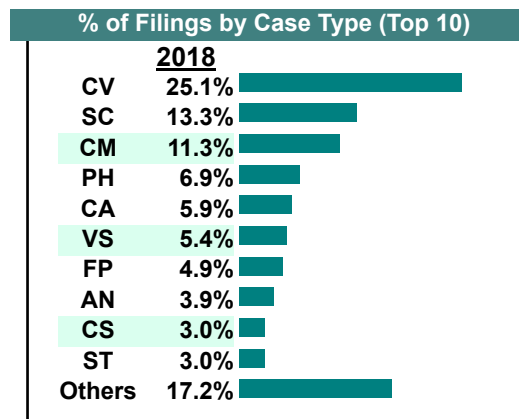
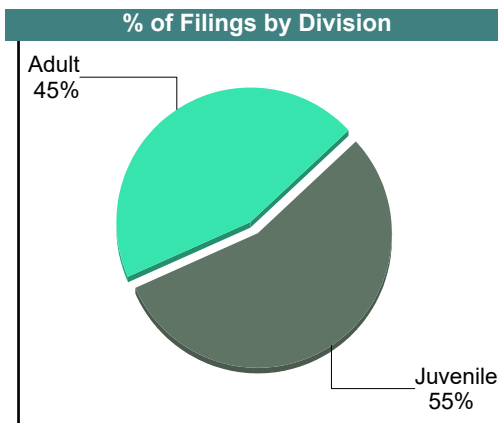

		<u>Filings</u>	<u>Hearings</u>	<u>Transactions</u>	<u>Concluded</u>	<u>Cont</u>
Adult						
Non-Family Abuse Prot Order	AP	1	1	1	0	1
Capias	CA	10	29	29	17	12
Felony	CF	3	9	9	4	5
Misdemeanor	CM	17	73	73	29	44
Family Abuse - Prot Order	FP	8	18	18	9	9
Motion - Prot Order	MP	3	3	3	3	-
Protective Order	PC	1	1	1	0	1
Violation of PO	PV	3	3	3	3	-
Remand Support	RS	3	3	3	3	-
Show Cause	SC	12	57	57	23	34
SL/Other	SL	1	1	1	1	-
Civil Support	VS	14	45	45	18	27
Adult Total		76	243	243	110	133

		<u>Filings</u>	<u>Hearings</u>	<u>Transactions</u>	<u>Concluded</u>	<u>Cont</u>
Juvenile						
Abuse or Neglect	AN	3	5	5	0	5
Non-Family Abuse Prot Order	AP	3	5	5	2	3
Custody Relief	CR	0	1	1	1	-
Child in Need of Services	CS	2	2	2	1	1
Custody Visitation	CV	36	132	132	38	94
Felony	DF	1	12	12	5	7
Misdemeanor	DM	9	25	25	8	17
Foster Care Review	FC	6	6	6	6	-
Permanency	PH	14	14	14	14	-
Petition	PT	0	5	5	3	2
Status	ST	1	7	7	4	3
Traffic	T	3	4	4	2	2
Truancy	TR	2	2	2	0	2
Juvenile Total		80	220	220	84	136

Charlottesville Totals		156	463	463	194	269
-------------------------------	--	------------	------------	------------	------------	------------



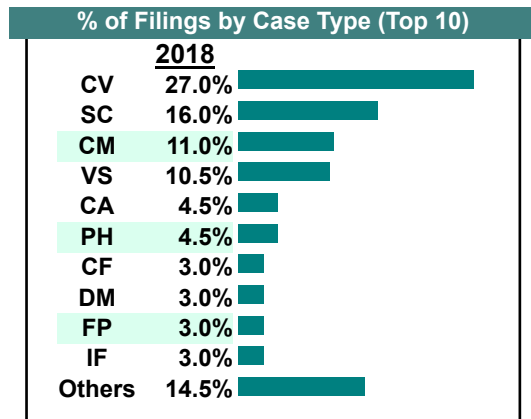
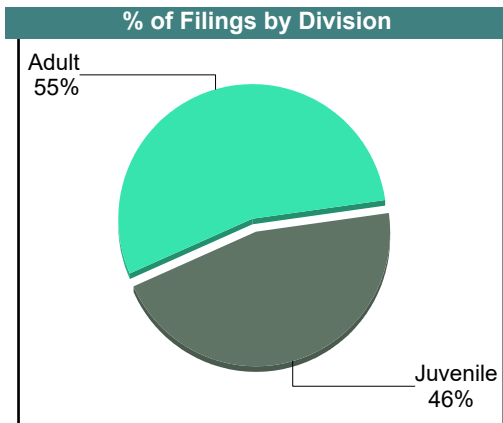

		<u>Filings</u>	<u>Hearings</u>	<u>Transactions</u>	<u>Concluded</u>	<u>Cont</u>
<u>Adult</u>						
Capias	CA	12	38	38	13	25
Felony	CF	1	5	5	1	4
Misdemeanor	CM	23	71	71	23	48
Family Abuse - Prot Order	FP	10	21	21	7	14
Motion - Prot Order	MP	2	4	4	2	2
Violation of PO	PV	1	1	1	1	-
Remand Support	RS	4	4	4	4	-
Show Cause	SC	27	86	86	43	43
SL/Other	SL	0	2	2	2	-
Civil Support	VS	11	60	60	23	37
Adult Total		91	292	292	119	173
<u>Juvenile</u>						
Abuse or Neglect	AN	8	11	11	1	10
Custody Relief	CR	1	1	1	0	1
Child in Need of Services	CS	6	6	6	0	6
Custody Visitation	CV	51	132	132	49	83
Felony	DF	0	20	20	0	20
Misdemeanor	DM	5	31	31	3	28
Foster Care Review	FC	4	4	4	4	-
Initial Foster Care	IF	2	2	2	2	-
Permanency	PH	14	14	14	12	2
Petition	PT	1	5	5	4	1
Remand Custody	RC	4	4	4	4	-
Remand Visitation	RV	4	4	4	4	-
Status	ST	6	15	15	3	12
Traffic	T	2	4	4	2	2
Term Parental Rights	TP	4	4	4	0	4
Truancy	TR	0	1	1	1	-
Juvenile Total		112	258	258	89	169
Charlottesville Totals		203	550	550	208	342



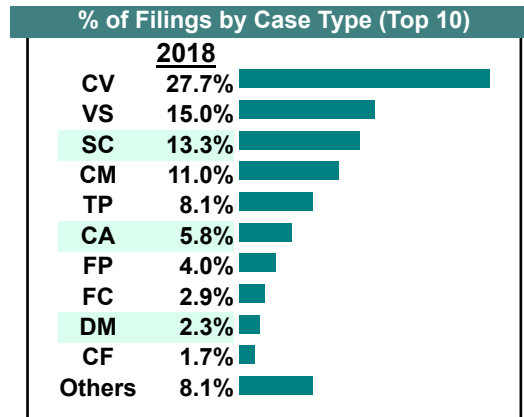
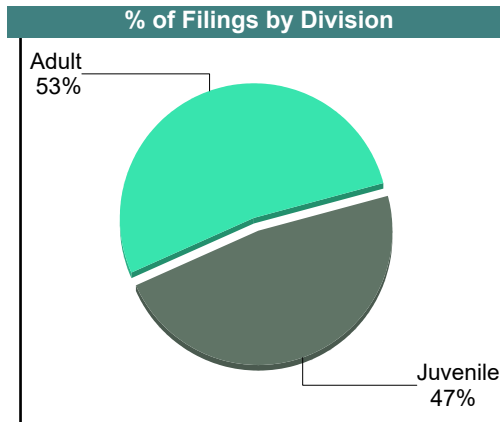

		<u>Filings</u>	<u>Hearings</u>	<u>Transactions</u>	<u>Concluded</u>	<u>Cont</u>
Adult						
Capias	CA	9	33	33	9	24
Felony	CF	6	23	23	9	14
Misdemeanor	CM	22	102	102	32	70
Family Abuse - Prot Order	FP	6	18	18	7	11
Motion - Prot Order	MP	3	3	3	3	-
Violation of PO	PV	3	3	3	3	-
Remand Support	RS	3	3	3	3	-
Show Cause	SC	32	87	87	28	59
SL/Other	SL	4	4	4	2	2
Civil Support	VS	21	51	51	12	39
Adult Total		109	327	327	108	219

Juvenile						
Abuse or Neglect	AN	1	7	7	6	1
Child in Need of Services	CS	0	1	1	1	-
Custody Visitation	CV	54	149	149	26	123
Felony	DF	2	11	11	0	11
Misdemeanor	DM	6	32	32	8	24
Entrustment	ET	2	2	2	2	-
Foster Care Review	FC	2	2	2	2	-
Initial Foster Care	IF	6	6	6	6	-
Permanency	PH	9	9	9	8	1
Petition	PT	2	5	5	1	4
Status	ST	1	4	4	1	3
Traffic	T	1	1	1	1	-
Term Parental Rights	TP	5	10	10	6	4
Truancy	TR	0	1	1	0	1
Juvenile Total		91	240	240	68	172

Charlottesville Totals		200	567	567	176	391
-------------------------------	--	------------	------------	------------	------------	------------



		Filings	Hearings	Transactions	Concluded	Cont
Adult						
Capias	CA	10	29	29	11	18
Felony	CF	3	16	16	5	11
Misdemeanor	CM	19	66	66	10	56
Family Abuse - Prot Order	FP	7	14	14	4	10
Motion - Prot Order	MP	2	2	2	2	-
Violation of PO	PV	1	1	1	1	-
Show Cause	SC	23	69	69	16	53
Civil Support	VS	26	56	56	16	40
Adult Total		91	253	253	65	188
Juvenile						
Abuse or Neglect	AN	0	10	10	4	6
Child in Need of Services	CS	0	1	1	1	-
Custody Visitation	CV	48	127	127	69	58
Felony	DF	1	20	20	5	15
Misdemeanor	DM	4	41	41	15	26
Foster Care Review	FC	5	5	5	5	-
Initial Foster Care	IF	3	3	3	3	-
Permanency	PH	1	7	7	7	-
Petition	PT	3	4	4	1	3
Status	ST	1	7	7	2	5
Traffic	T	1	6	6	4	2
Term Parental Rights	TP	14	34	34	30	4
Truancy	TR	1	3	3	1	2
Juvenile Total		82	268	268	147	121
Charlottesville Totals		173	521	521	212	309

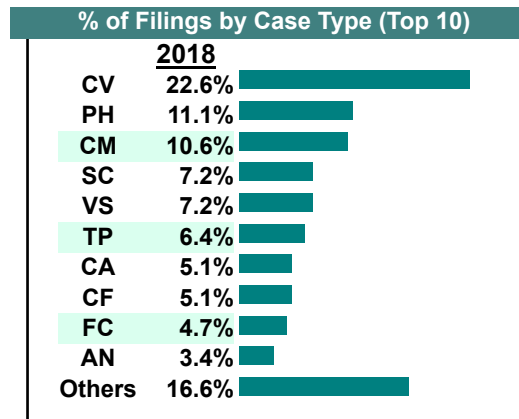
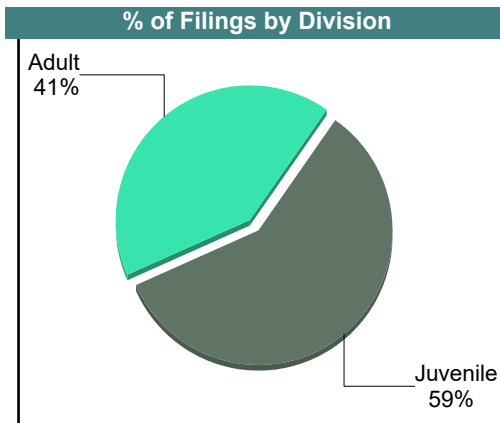



January 2018

		Filings	Hearings	Transactions	Concluded	Cont
Adult						
Capias	CA	12	33	33	12	21
Felony	CF	12	29	29	8	21
Misdemeanor	CM	25	101	101	32	69
Family Abuse - Prot Order	FP	5	12	12	6	6
Motion - Prot Order	MP	4	4	4	4	-
Violation of PO	PV	3	3	3	3	-
Remand Support	RS	1	1	1	1	-
Show Cause	SC	17	78	78	32	46
SL/Other	SL	1	1	1	1	-
Civil Support	VS	17	33	33	11	22
Adult Total		97	295	295	110	185

Juvenile						
Abuse or Neglect	AN	8	18	18	5	13
Child in Need of Services	CS	1	1	1	0	1
Custody Visitation	CV	53	137	137	46	91
Felony	DF	2	16	16	3	13
Misdemeanor	DM	8	48	48	14	34
Foster Care Review	FC	11	11	11	11	-
Initial Foster Care	IF	4	4	4	4	-
Permanency	PH	26	32	32	26	6
Petition	PT	2	8	8	2	6
Status	ST	4	6	6	3	3
Traffic	T	2	5	5	1	4
Term Parental Rights	TP	15	27	27	8	19
Truancy	TR	0	3	3	2	1
Voluntary Continuing Services Agreement	VA	2	2	2	2	-
Juvenile Total		138	318	318	127	191

Charlottesville Totals		235	613	613	237	376
-------------------------------	--	------------	------------	------------	------------	------------



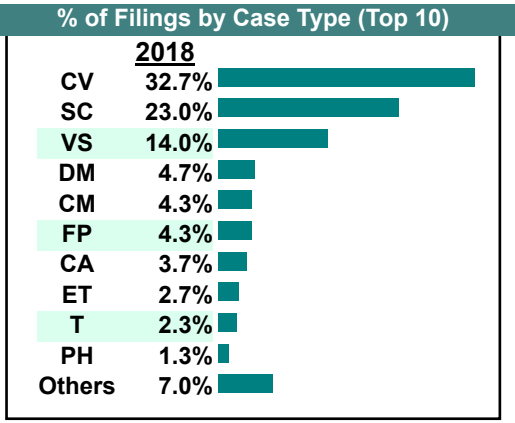
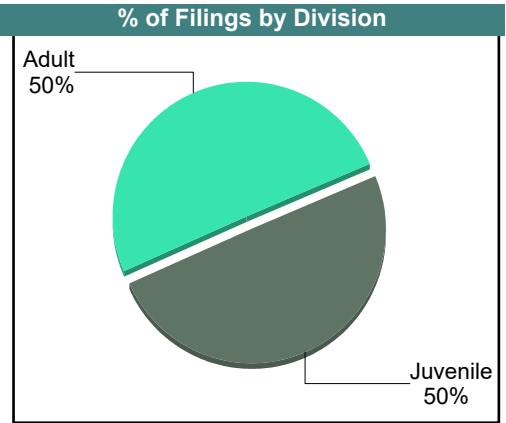
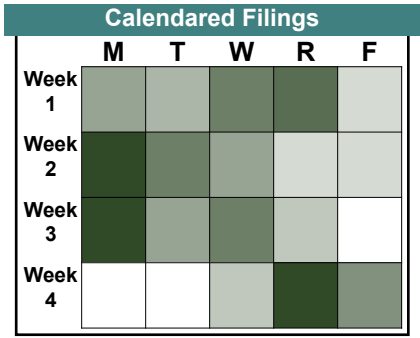
CASELOAD STATISTICS OF THE JUVENILE & DOMESTIC RELATIONS COURTS

December 2018

Culpeper

District: 16

		<u>Filings</u>	<u>Hearings</u>	<u>Transactions</u>	<u>Concluded</u>	<u>Cont</u>
<u>Adult</u>						
Capias	CA	10	23	23	13	10
Felony	CF	1	10	10	8	2
Misdemeanor	CM	13	42	42	13	29
Family Abuse - Prot Order	FP	13	29	29	20	9
Motion - Prot Order	MP	2	2	2	1	1
Violation of PO	PV	1	1	1	1	-
Show Cause	SC	68	155	155	58	96
SL/Other	SL	1	1	1	1	-
Civil Support	VS	42	71	71	36	35
Adult Total		151	334	334	151	182
<u>Juvenile</u>						
Abuse or Neglect	AN	2	5	5	1	4
Non-Family Abuse Prot Order	AP	3	6	6	0	6
Capias	CA	1	4	4	3	1
Child in Need of Services	CS	2	12	12	3	9
Custody Visitation	CV	98	225	225	97	128
Felony	DF	0	13	13	2	11
Misdemeanor	DM	14	55	55	11	44
Entrustment	ET	8	9	9	9	-
Foster Care Review	FC	1	1	1	1	-
Juv Support	JS	0	1	1	1	-
Permanency	PH	4	15	15	11	4
Petition	PT	1	5	5	2	3
Remand Custody	RC	2	2	2	2	-
Child at Risk	RI	1	8	8	0	8
Remand Visitation	RV	2	2	2	2	-
Show Cause	SC	1	2	2	1	1
Status	ST	1	4	4	3	1
Traffic	T	7	22	24	11	13
Term Parental Rights	TP	1	23	23	15	8
Truancy	TR	0	1	1	1	-
Juvenile Total		149	415	417	176	241
Culpeper Totals		300	749	751	327	423



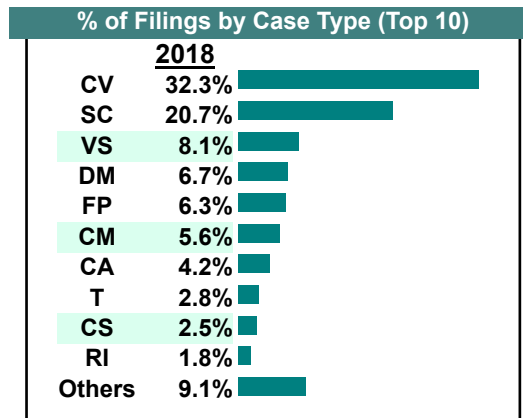
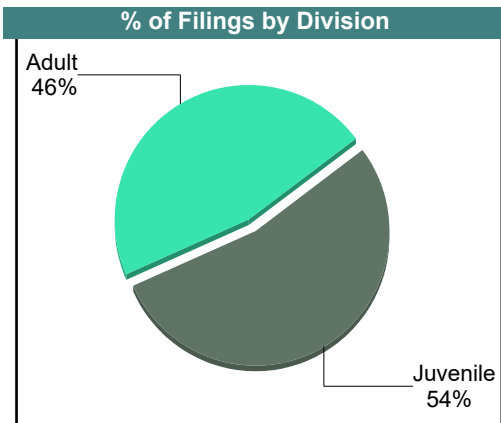

CASELOAD STATISTICS OF THE JUVENILE & DOMESTIC RELATIONS COURTS

November 2018

Culpeper

District: 16

		Filings	Hearings	Transactions	Concluded	Cont
Adult						
Non-Family Abuse Prot Order	AP	1	2	2	2	-
Capias	CA	10	21	21	11	10
Felony	CF	4	21	21	8	13
Misdemeanor	CM	16	65	65	27	38
Family Abuse - Prot Order	FP	18	39	39	19	20
Motion - Prot Order	MP	1	1	1	1	-
Other	OT	1	2	2	1	1
Show Cause	SC	58	137	137	48	89
SL/Other	SL	0	1	1	1	-
Civil Support	VS	23	60	60	22	38
Adult Total		132	349	349	140	209
Juvenile						
Abuse or Neglect	AN	1	2	2	0	2
Non-Family Abuse Prot Order	AP	0	1	1	0	1
Capias	CA	2	2	2	0	2
Custody Relief	CR	0	2	2	0	2
Child in Need of Services	CS	7	14	14	3	11
Custody Visitation	CV	92	230	230	77	153
Felony	DF	1	18	18	5	13
Misdemeanor	DM	19	60	60	23	37
Emancipation	EP	0	1	1	1	-
Foster Care Review	FC	1	1	1	1	-
Juv Support	JS	1	1	1	0	1
Permanency	PH	3	4	4	3	1
Petition	PT	3	6	6	2	4
Remand Custody	RC	3	3	3	3	-
Child at Risk	RI	5	13	13	5	8
Remand Visitation	RV	3	3	3	3	-
Show Cause	SC	1	3	3	1	2
Traffic	T	8	7	9	4	5
Truancy	TR	1	6	6	2	4
Voluntary Continuing Services Agreement	VA	2	2	2	2	-
Juvenile Total		153	379	381	135	246
Culpeper Totals		285	728	730	275	455



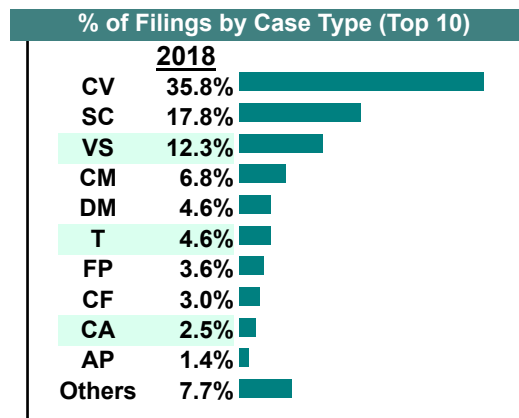
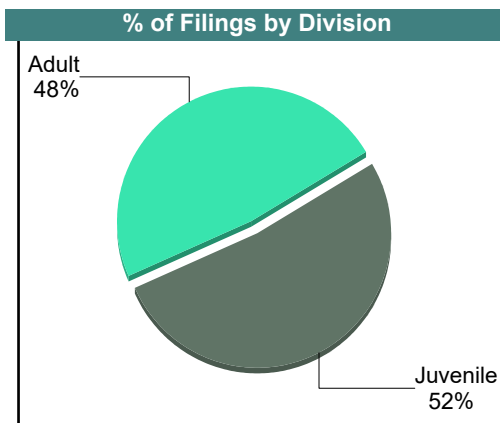

CASELOAD STATISTICS OF THE JUVENILE & DOMESTIC RELATIONS COURTS

October 2018

Culpeper

District: 16

		<u>Filings</u>	<u>Hearings</u>	<u>Transactions</u>	<u>Concluded</u>	<u>Cont</u>
Adult						
Non-Family Abuse Prot Order	AP	4	8	8	3	5
Capias	CA	9	16	16	5	11
Felony	CF	11	30	30	7	23
Misdemeanor	CM	25	82	82	21	61
Family Abuse - Prot Order	FP	13	22	22	6	16
Motion - Prot Order	MP	2	2	2	2	-
Violation of PO	PV	1	1	1	1	-
Remand Support	RS	1	1	1	1	-
Show Cause	SC	64	164	164	78	86
SL/Other	SL	1	1	1	0	1
Civil Support	VS	45	81	81	46	35
Adult Total		176	408	408	170	238
Juvenile						
Non-Family Abuse Prot Order	AP	1	2	2	1	1
Capias	CA	0	1	1	0	1
Custody Relief	CR	1	1	1	0	1
Child in Need of Services	CS	3	9	9	2	7
Custody Visitation	CV	131	316	316	146	170
Felony	DF	5	24	24	7	17
Misdemeanor	DM	17	56	56	16	40
Foster Care Review	FC	1	1	1	1	-
Permanency	PH	3	5	5	2	3
Petition	PT	2	6	6	1	5
Remand Custody	RC	2	2	2	2	-
Child at Risk	RI	2	10	10	5	5
Remand Visitation	RV	2	2	2	2	-
Show Cause	SC	1	1	1	0	1
Status	ST	0	2	2	1	1
Traffic	T	17	14	19	10	9
Term Parental Rights	TP	0	6	6	1	5
Truancy	TR	1	2	2	1	1
Voluntary Continuing Services Agreement	VA	1	1	1	1	-
Juvenile Total		190	461	466	199	267
Culpeper Totals		366	869	874	369	505



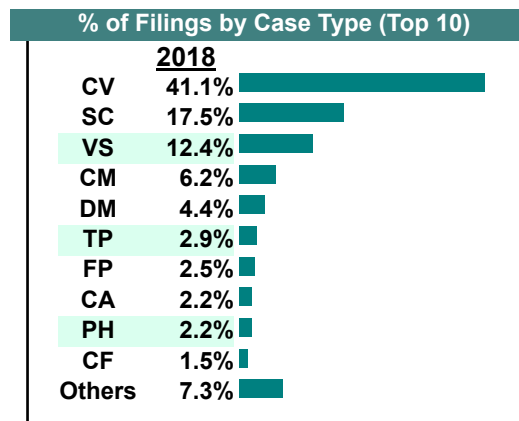
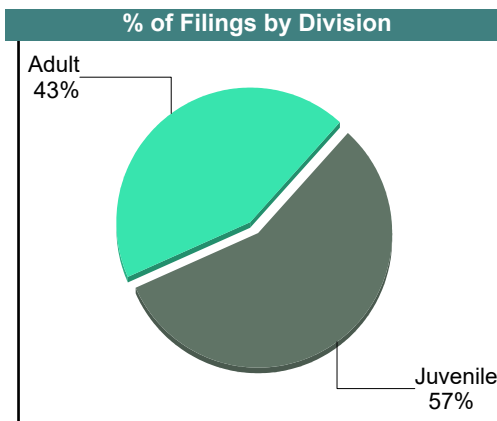
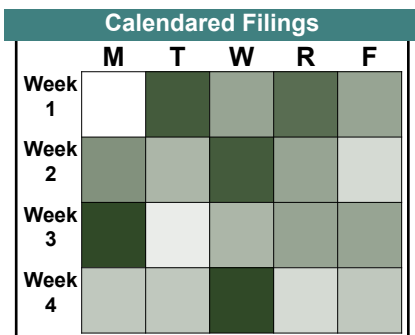
CASELOAD STATISTICS OF THE JUVENILE & DOMESTIC RELATIONS COURTS

September 2018

Culpeper

District: 16

		<u>Filings</u>	<u>Hearings</u>	<u>Transactions</u>	<u>Concluded</u>	<u>Cont</u>
Adult						
Non-Family Abuse Prot Order	AP	1	2	2	1	1
Capias	CA	5	19	19	12	7
Felony	CF	4	13	13	5	8
Misdemeanor	CM	17	63	63	20	43
Family Abuse - Prot Order	FP	6	19	19	11	8
Motion - Prot Order	MP	2	5	5	3	2
Violation of PO	PV	2	2	2	2	-
Show Cause	SC	48	135	135	57	78
Civil Support	VS	34	68	68	33	35
Adult Total		119	326	326	144	182
Juvenile						
Non-Family Abuse Prot Order	AP	0	1	1	0	1
Capias	CA	1	2	2	1	1
Child in Need of Services	CS	2	11	11	5	6
Custody Visitation	CV	113	226	226	91	135
Felony	DF	3	22	22	3	19
Misdemeanor	DM	12	46	46	17	29
Entrustment	ET	0	1	1	0	1
Foster Care Review	FC	0	1	1	1	-
Family Abuse - Prot Order	FP	1	2	2	1	1
Initial Foster Care	IF	1	1	1	1	-
Permanency	PH	6	6	6	2	4
Petition	PT	1	3	3	1	2
Child at Risk	RI	3	9	9	1	8
Status	ST	1	3	3	1	2
Traffic	T	3	5	5	2	3
Term Parental Rights	TP	8	9	9	0	9
Truancy	TR	1	3	3	2	1
Juvenile Total		156	351	351	129	222
Culpeper Totals		275	677	677	273	404



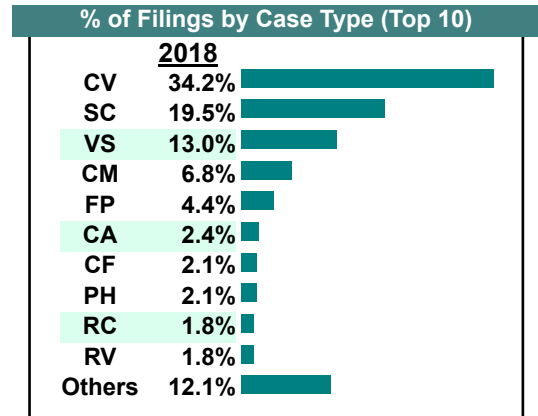
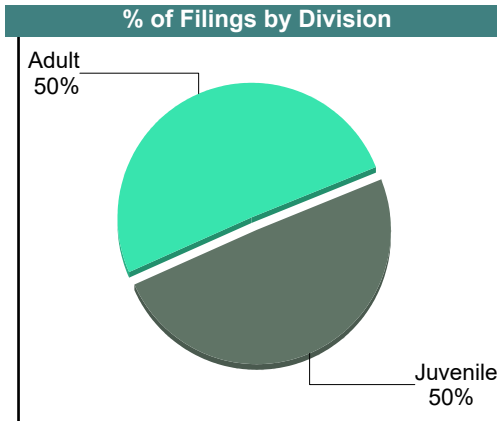
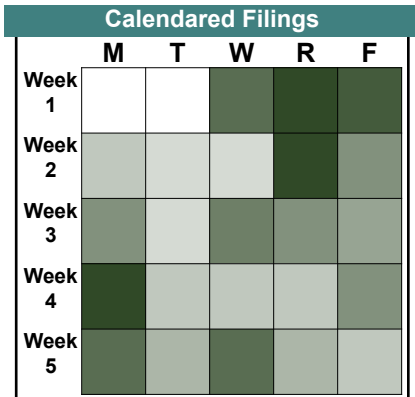
CASELOAD STATISTICS OF THE JUVENILE & DOMESTIC RELATIONS COURTS

August 2018

Culpeper

District: 16

		<u>Filings</u>	<u>Hearings</u>	<u>Transactions</u>	<u>Concluded</u>	<u>Cont</u>
Adult						
Non-Family Abuse Prot Order	AP	1	2	2	1	1
Capias	CA	7	23	23	10	13
Felony	CF	7	35	35	21	14
Misdemeanor	CM	23	59	59	12	47
Family Abuse - Prot Order	FP	15	35	35	18	17
Motion - Prot Order	MP	3	4	4	2	2
Violation of PO	PV	2	2	2	2	-
Remand Support	RS	3	3	3	3	-
Show Cause	SC	65	161	161	51	110
SL/Other	SL	1	1	1	1	-
Civil Support	VS	44	76	76	36	40
Adult Total		171	401	401	157	244
Juvenile						
Abuse or Neglect	AN	2	3	3	3	-
Non-Family Abuse Prot Order	AP	1	4	4	1	3
Capias	CA	1	2	2	1	1
Child in Need of Services	CS	3	11	11	6	5
Custody Visitation	CV	116	297	297	129	168
Felony	DF	3	39	39	4	35
Misdemeanor	DM	3	57	57	18	39
Emancipation	EP	0	1	1	0	1
Foster Care Review	FC	4	4	4	3	1
Family Abuse - Prot Order	FP	0	1	1	1	-
Initial Foster Care	IF	1	1	1	1	-
Permanency	PH	7	8	8	8	-
Petition	PT	0	4	4	2	2
Remand Custody	RC	6	6	6	6	-
Child at Risk	RI	3	11	11	2	9
Remand Visitation	RV	6	6	6	6	-
Show Cause	SC	1	2	2	1	1
Status	ST	2	3	3	2	1
Traffic	T	6	6	9	6	3
Term Parental Rights	TP	2	2	2	1	1
Truancy	TR	1	3	3	0	3
Juvenile Total		168	471	474	201	273
Culpeper Totals		339	872	875	358	517



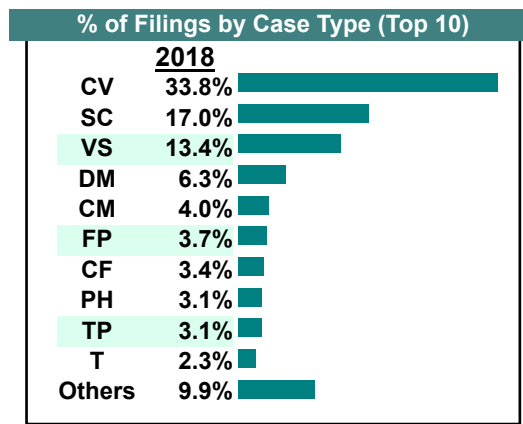
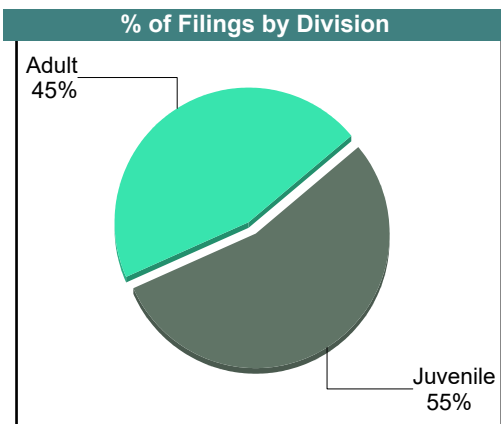

CASELOAD STATISTICS OF THE JUVENILE & DOMESTIC RELATIONS COURTS

July 2018

Culpeper

District: 16

		<u>Filings</u>	<u>Hearings</u>	<u>Transactions</u>	<u>Concluded</u>	<u>Cont</u>
<u>Adult</u>						
Non-Family Abuse Prot Order	AP	2	3	3	3	-
Capias	CA	7	26	26	11	15
Felony	CF	12	29	29	5	24
Misdemeanor	CM	14	52	52	16	36
Family Abuse - Prot Order	FP	13	26	26	11	15
Motion - Prot Order	MP	4	4	4	4	-
Remand Support	RS	1	1	1	1	-
Show Cause	SC	60	140	140	49	91
Civil Support	VS	47	90	90	53	37
Adult Total		160	371	371	153	218
<u>Juvenile</u>						
Abuse or Neglect	AN	0	4	4	1	3
Child in Need of Services	CS	4	15	15	2	13
Custody Visitation	CV	119	321	321	119	202
Felony	DF	2	23	23	1	22
Misdemeanor	DM	22	66	66	20	46
Emancipation	EP	2	2	2	0	2
Entrustment	ET	1	1	1	0	1
Foster Care Review	FC	3	3	3	3	-
Family Abuse - Prot Order	FP	0	1	1	0	1
Permanency	PH	11	15	15	9	6
Petition	PT	2	6	6	3	3
Remand Custody	RC	2	2	2	2	-
Child at Risk	RI	3	11	11	3	8
Remand Visitation	RV	2	2	2	2	-
Show Cause	SC	0	1	1	1	-
Status	ST	0	5	5	3	2
Traffic	T	8	7	9	6	3
Term Parental Rights	TP	11	11	11	5	6
Truancy	TR	0	5	5	1	4
Juvenile Total		192	501	503	181	322
Culpeper Totals		352	872	874	334	540



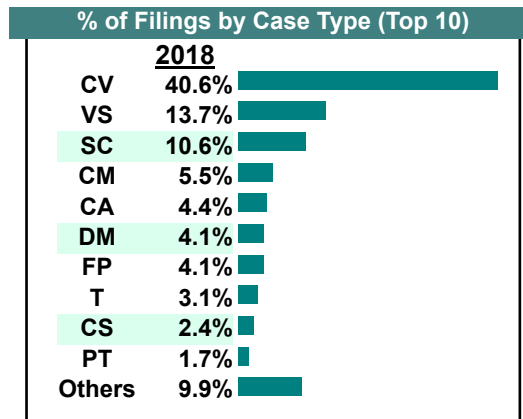
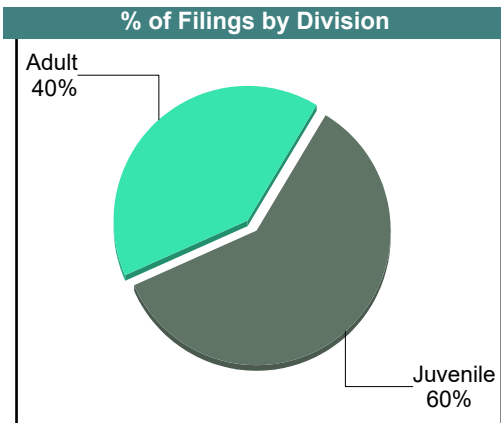

CASELOAD STATISTICS OF THE JUVENILE & DOMESTIC RELATIONS COURTS

June 2018

Culpeper

District: 16

		<u>Filings</u>	<u>Hearings</u>	<u>Transactions</u>	<u>Concluded</u>	<u>Cont</u>
Adult						
Non-Family Abuse Prot Order	AP	1	2	2	1	1
Capias	CA	12	27	27	15	12
Felony	CF	4	26	26	15	11
Misdemeanor	CM	16	68	68	36	32
Family Abuse - Prot Order	FP	11	22	22	14	8
Motion - Prot Order	MP	1	1	1	1	-
Violation of PO	PV	1	1	1	1	-
Remand Support	RS	1	1	1	1	-
Show Cause	SC	31	117	117	40	77
Civil Support	VS	40	84	84	37	47
Adult Total		118	349	349	161	188
Juvenile						
Abuse or Neglect	AN	2	7	7	4	3
Capias	CA	1	2	2	2	-
Child in Need of Services	CS	7	15	15	4	11
Custody Visitation	CV	119	270	270	124	146
Felony	DF	4	53	53	8	45
Misdemeanor	DM	12	66	66	21	45
Foster Care Review	FC	2	2	2	2	-
Family Abuse - Prot Order	FP	1	1	1	0	1
Permanency	PH	2	2	2	2	-
Petition	PT	5	8	8	4	4
Remand Custody	RC	3	3	3	3	-
Child at Risk	RI	1	5	5	4	1
Remand Visitation	RV	3	3	3	3	-
Status	ST	2	2	2	2	-
Traffic	T	9	4	9	7	2
Truancy	TR	2	6	6	3	3
Juvenile Total		175	449	454	193	261
Culpeper Totals		293	798	803	354	449



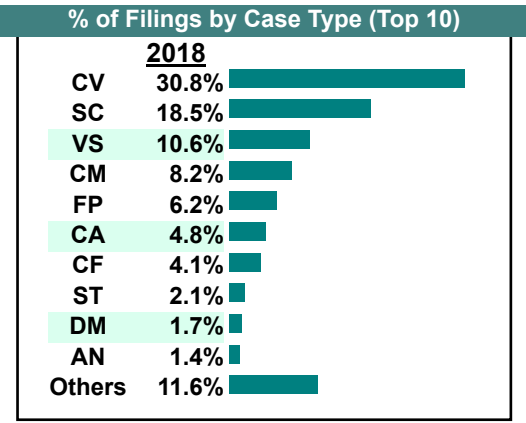
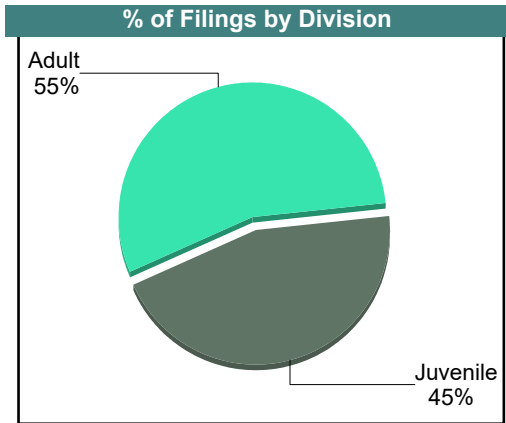
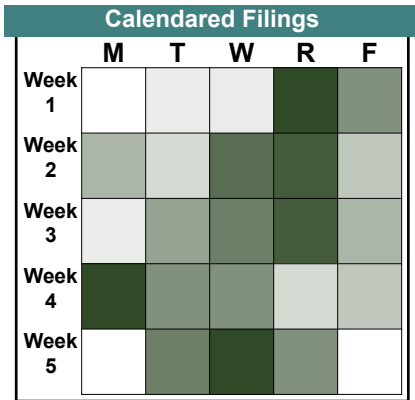
CASELOAD STATISTICS OF THE JUVENILE & DOMESTIC RELATIONS COURTS

May 2018

Culpeper

District: 16

		<u>Filings</u>	<u>Hearings</u>	<u>Transactions</u>	<u>Concluded</u>	<u>Cont</u>
<u>Adult</u>						
Non-Family Abuse Prot Order	AP	2	3	3	1	2
Bond Forfeiture	BF	1	1	1	1	-
Capias	CA	14	31	31	15	16
Felony	CF	12	25	25	10	15
Misdemeanor	CM	24	71	71	14	57
Family Abuse - Prot Order	FP	18	30	30	11	19
Motion - Prot Order	MP	4	4	4	4	-
Violation of PO	PV	1	1	1	1	-
Show Cause	SC	54	131	131	56	75
Civil Support	VS	31	58	58	30	28
Adult Total		161	355	355	143	212
<u>Juvenile</u>						
Abuse or Neglect	AN	4	11	11	3	8
Non-Family Abuse Prot Order	AP	1	2	2	0	2
Child in Need of Services	CS	3	9	9	2	7
Custody Visitation	CV	90	291	291	136	155
Felony	DF	2	14	14	0	14
Misdemeanor	DM	5	42	42	15	27
Foster Care Review	FC	1	1	1	1	-
Initial Foster Care	IF	1	1	1	1	-
Petition	PT	1	2	2	0	2
Remand Custody	RC	4	4	4	4	-
Child at Risk	RI	4	16	16	8	8
Remand Visitation	RV	4	4	4	4	-
Show Cause	SC	0	1	1	0	1
Status	ST	6	10	10	7	3
Traffic	T	3	6	7	5	2
Truancy	TR	2	14	14	4	10
Juvenile Total		131	428	429	190	239
Culpeper Totals		292	783	784	333	451



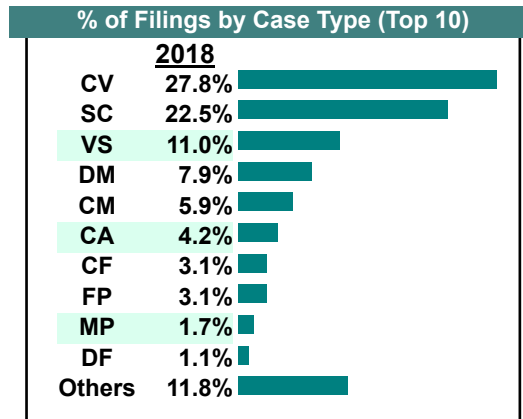
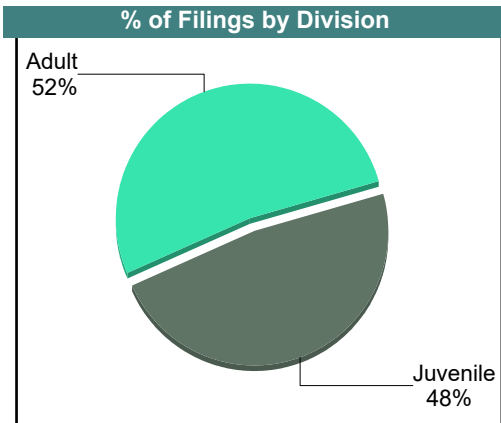
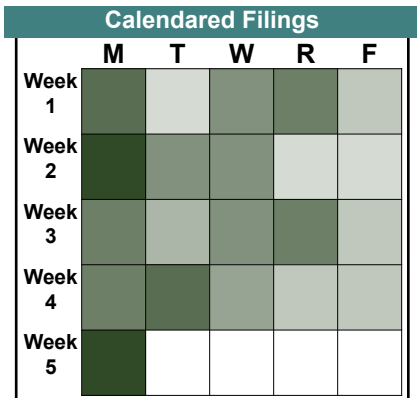
CASELOAD STATISTICS OF THE JUVENILE & DOMESTIC RELATIONS COURTS

Culpeper

District: 16

April 2018

		<u>Filings</u>	<u>Hearings</u>	<u>Transactions</u>	<u>Concluded</u>	<u>Cont</u>
Adult						
Capias	CA	13	27	27	8	19
Felony	CF	11	20	20	4	16
Misdemeanor	CM	21	69	69	17	52
Family Abuse - Prot Order	FP	11	25	25	14	11
Motion - Prot Order	MP	4	4	4	4	-
Other	OT	3	5	5	4	1
Violation of PO	PV	1	1	1	1	-
Remand Support	RS	3	3	3	3	-
Show Cause	SC	79	164	164	63	101
SL/Other	SL	1	1	1	1	-
Civil Support	VS	39	80	80	44	36
Adult Total		186	399	399	163	236
Juvenile						
Abuse or Neglect	AN	1	8	8	4	4
Capias	CA	2	3	3	1	2
Child in Need of Services	CS	3	6	6	3	3
Custody Visitation	CV	99	235	235	95	140
Felony	DF	4	42	42	9	33
Misdemeanor	DM	28	76	76	14	62
Foster Care Review	FC	2	2	2	2	-
Initial Foster Care	IF	1	1	1	1	-
Motion - Prot Order	MP	2	2	2	2	-
Permanency	PH	3	5	5	5	-
Petition	PT	4	4	4	1	3
Remand Custody	RC	4	4	4	4	-
Child at Risk	RI	3	18	18	3	15
Remand Visitation	RV	4	4	4	4	-
Show Cause	SC	1	2	2	1	1
Status	ST	4	9	9	2	7
Traffic	T	2	6	7	4	3
Truancy	TR	3	12	12	3	9
Juvenile Total		170	439	440	158	282
Culpeper Totals		356	838	839	321	518



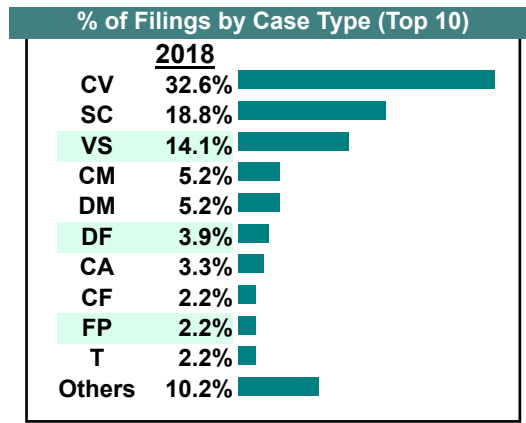
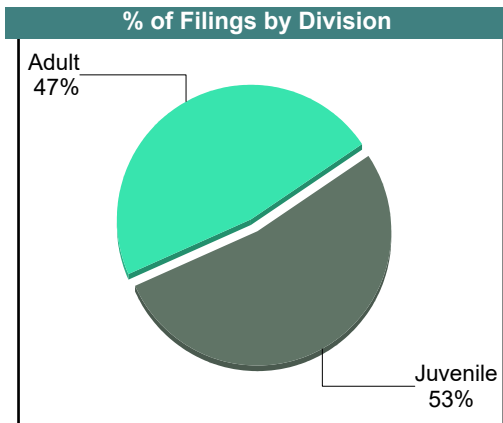

CASELOAD STATISTICS OF THE JUVENILE & DOMESTIC RELATIONS COURTS

March 2018

Culpeper

District: 16

		<u>Filings</u>	<u>Hearings</u>	<u>Transactions</u>	<u>Concluded</u>	<u>Cont</u>
Adult						
Non-Family Abuse Prot Order	AP	2	3	3	3	-
Capias	CA	10	31	31	12	19
Felony	CF	8	17	17	2	15
Misdemeanor	CM	19	66	66	24	42
Family Abuse - Prot Order	FP	8	22	22	7	15
Motion - Prot Order	MP	2	3	3	3	-
Other	OT	1	2	2	0	2
Violation of PO	PV	1	1	1	1	-
Show Cause	SC	67	154	154	73	81
SL/Other	SL	2	2	2	2	-
Civil Support	VS	51	90	90	41	49
Adult Total		171	391	391	168	223
Juvenile						
Abuse or Neglect	AN	2	11	11	2	9
Non-Family Abuse Prot Order	AP	2	4	4	4	-
Capias	CA	2	4	4	2	2
Child in Need of Services	CS	4	16	16	7	9
Custody Visitation	CV	118	260	260	97	163
Felony	DF	14	38	38	3	35
Misdemeanor	DM	19	66	66	14	52
Foster Care Review	FC	1	1	1	1	-
Initial Foster Care	IF	1	1	1	1	-
Permanency	PH	4	4	4	3	1
Petition	PT	0	1	1	1	-
Remand Custody	RC	1	1	1	1	-
Child at Risk	RI	7	22	22	10	12
Remand Visitation	RV	1	1	1	1	-
Show Cause	SC	1	1	1	1	-
Status	ST	2	6	6	1	5
Traffic	T	8	6	10	9	1
Term Parental Rights	TP	1	1	1	1	-
Truancy	TR	3	15	15	3	12
Juvenile Total		191	459	463	162	301
Culpeper Totals		362	850	854	330	524



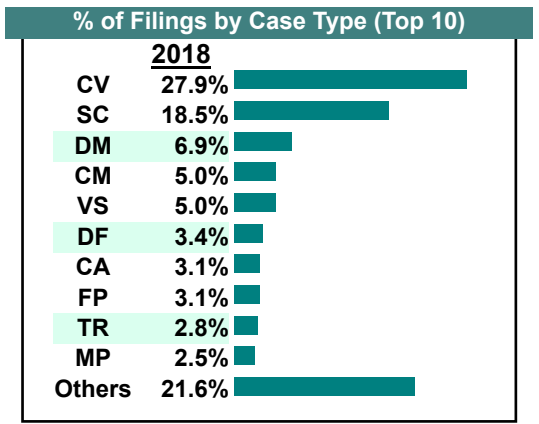
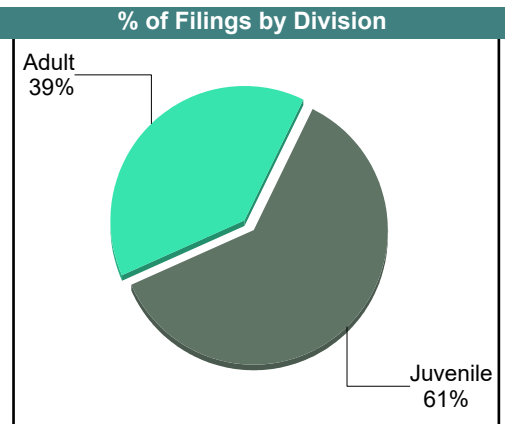
CASELOAD STATISTICS OF THE JUVENILE & DOMESTIC RELATIONS COURTS

February 2018

Culpeper
District: 16

		<u>Filings</u>	<u>Hearings</u>	<u>Transactions</u>	<u>Concluded</u>	<u>Cont</u>
<u>Adult</u>						
Non-Family Abuse Prot Order	AP	1	1	1	0	1
Capias	CA	9	29	29	11	18
Felony	CF	1	29	29	20	9
Misdemeanor	CM	16	67	67	20	47
Family Abuse - Prot Order	FP	10	23	23	13	10
Motion - Prot Order	MP	6	7	7	5	2
Other	OT	1	1	1	1	-
Violation Fam Abuse PO	PS	2	2	2	2	-
Violation of PO	PV	3	3	3	3	-
Remand Support	RS	1	1	1	1	-
Show Cause	SC	58	117	117	40	77
Civil Support	VS	16	51	51	27	24
Adult Total		124	331	331	143	188
<u>Juvenile</u>						
Abuse or Neglect	AN	5	11	11	1	10
Non-Family Abuse Prot Order	AP	5	11	11	6	5
Capias	CA	1	1	1	0	1
Child in Need of Services	CS	6	9	9	2	7
Custody Visitation	CV	89	241	241	82	159
Felony	DF	11	42	42	5	37
Misdemeanor	DM	22	88	88	30	58
Entrustment	ET	0	2	2	2	-
Foster Care Review	FC	3	3	3	3	-
Initial Foster Care	IF	2	3	3	3	-
Motion - Prot Order	MP	2	2	2	2	-
Permanency	PH	8	9	9	8	1
Petition	PT	1	1	1	0	1
Remand Custody	RC	8	8	8	8	-
Child at Risk	RI	3	18	18	2	16
Remand Visitation	RV	8	8	8	8	-
Show Cause	SC	1	5	5	5	-
Status	ST	4	11	11	5	6
Traffic	T	7	11	13	12	1
Term Parental Rights	TP	0	2	2	2	-
Truancy	TR	9	11	11	1	10
Juvenile Total		195	497	499	187	312
Culpeper Totals		319	828	830	330	500

Calendared Filings					
	M	T	W	R	F
Week 1					
Week 2					
Week 3					
Week 4					
Week 5					



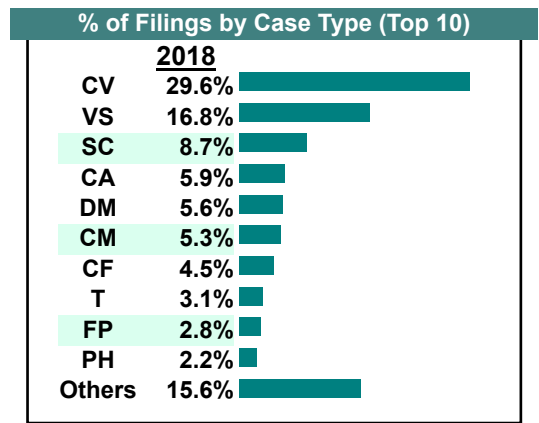
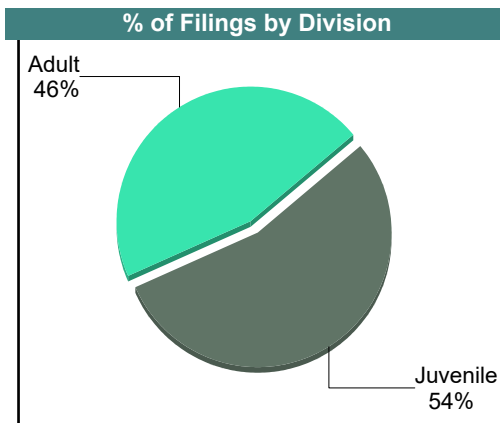

CASELOAD STATISTICS OF THE JUVENILE & DOMESTIC RELATIONS COURTS

January 2018

Culpeper

District: 16

		<u>Filings</u>	<u>Hearings</u>	<u>Transactions</u>	<u>Concluded</u>	<u>Cont</u>
<u>Adult</u>						
Capias	CA	20	45	45	15	30
Felony	CF	16	41	41	9	32
Misdemeanor	CM	19	66	66	20	46
Family Abuse - Prot Order	FP	10	23	23	9	14
Motion - Prot Order	MP	4	5	5	5	-
Other	OT	0	1	1	1	-
Remand Support	RS	3	3	3	3	-
Show Cause	SC	31	108	108	39	69
Civil Support	VS	60	96	96	40	56
Adult Total		163	388	388	141	247
<u>Juvenile</u>						
Abuse or Neglect	AN	1	5	5	2	3
Non-Family Abuse Prot Order	AP	1	4	4	0	4
Capias	CA	1	3	3	3	-
Child in Need of Services	CS	3	17	17	10	7
Custody Visitation	CV	106	285	285	115	170
Felony	DF	5	31	31	1	30
Misdemeanor	DM	20	97	97	22	75
Entrustment	ET	4	4	4	2	2
Family Abuse - Prot Order	FP	0	1	1	1	-
Initial Foster Care	IF	1	1	1	0	1
Motion - Prot Order	MP	2	2	2	2	-
Permanency	PH	8	10	10	8	2
Petition	PT	2	3	3	2	1
Remand Custody	RC	7	7	7	7	-
Child at Risk	RI	7	25	25	2	23
Remand Visitation	RV	7	7	7	7	-
Show Cause	SC	0	8	8	4	4
Status	ST	6	17	17	11	6
Traffic	T	11	11	15	9	6
Term Parental Rights	TP	0	4	4	4	-
Truancy	TR	0	5	5	4	1
Voluntary Continuing Services Agreement	VA	3	3	3	3	-
Juvenile Total		195	550	554	219	335
Culpeper Totals		358	938	942	360	582



CASELOAD STATISTICS OF THE JUVENILE & DOMESTIC RELATIONS COURTS

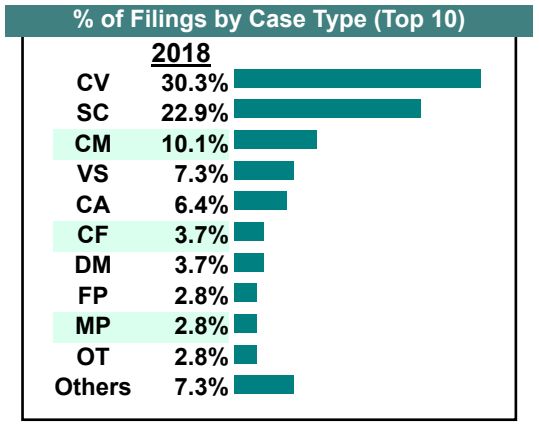
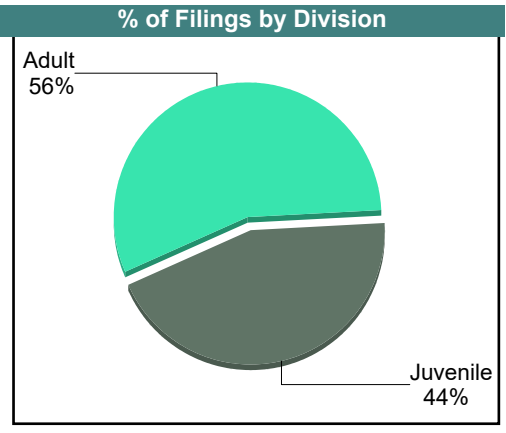
December 2018

Fluvanna

District: 16

		<u>Filings</u>	<u>Hearings</u>	<u>Transactions</u>	<u>Concluded</u>	<u>Cont</u>
<u>Adult</u>						
Capias	CA	7	13	13	8	5
Felony	CF	4	5	5	3	2
Misdemeanor	CM	11	28	28	9	19
Family Abuse - Prot Order	FP	3	4	4	0	4
Other	OT	3	3	3	3	-
Show Cause	SC	25	41	41	13	28
Civil Support	VS	8	27	27	18	9
Adult Total		61	121	121	54	67
<u>Juvenile</u>						
Abuse or Neglect	AN	0	1	1	0	1
Non-Family Abuse Prot Order	AP	0	1	1	1	-
Child in Need of Services	CS	0	3	3	0	3
Custody Visitation	CV	33	109	109	30	73
Felony	DF	1	5	5	2	3
Misdemeanor	DM	4	7	7	2	5
Entrustment	ET	2	2	2	2	-
Foster Care Review	FC	1	1	1	1	-
Motion - Prot Order	MP	3	12	12	6	6
Permanency	PH	3	3	3	2	1
Petition	PT	0	1	1	1	-
Show Cause	SC	0	1	1	1	-
Status	ST	0	1	1	1	-
Traffic	T	1	2	3	3	-
Term Parental Rights	TP	0	4	4	2	2
Truancy	TR	0	1	1	0	1
Juvenile Total		48	154	155	54	95
Fluvanna Totals		109	275	276	108	162

Calendared Filings		
	M	W
Week 1		
Week 2		
Week 3		
Week 4		



CASELOAD STATISTICS OF THE JUVENILE & DOMESTIC RELATIONS COURTS

November 2018

Fluvanna

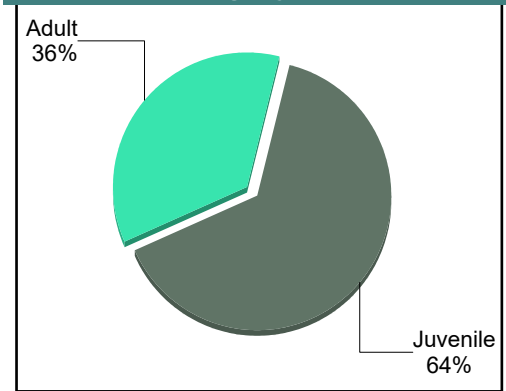
District: 16

		<u>Filings</u>	<u>Hearings</u>	<u>Transactions</u>	<u>Concluded</u>	<u>Cont</u>
<u>Adult</u>						
Non-Family Abuse Prot Order	AP	0	1	1	0	1
Capias	CA	5	18	18	7	11
Felony	CF	1	1	1	0	1
Misdemeanor	CM	7	42	42	12	30
Family Abuse - Prot Order	FP	2	4	4	2	2
Motion - Prot Order	MP	1	1	1	1	-
Other	OT	2	3	3	2	-
Violation of PO	PV	1	1	1	1	-
Show Cause	SC	6	27	27	7	20
Civil Support	VS	11	24	24	7	16
Adult Total		36	122	122	39	81
<u>Juvenile</u>						
Abuse or Neglect	AN	2	4	4	0	4
Non-Family Abuse Prot Order	AP	1	1	1	0	1
Child in Need of Services	CS	1	4	4	1	3
Custody Visitation	CV	48	140	140	36	104
Felony	DF	0	3	3	0	3
Misdemeanor	DM	1	3	3	1	2
Motion - Prot Order	MP	3	3	3	0	3
Permanency	PH	4	4	4	4	-
Petition	PT	1	2	2	0	2
Traffic	T	0	1	1	1	-
Term Parental Rights	TP	4	4	4	2	2
Juvenile Total		65	169	169	45	124
Fluvanna Totals		101	291	291	84	205

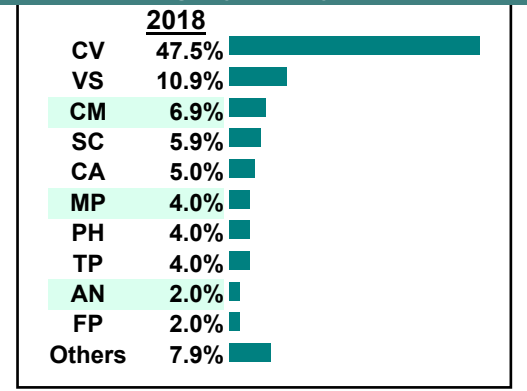
Calendared Filings

	M	T	W
Week 1	■	■	■
Week 2	■	■	■
Week 3	■	■	■
Week 4	■	■	■

% of Filings by Division



% of Filings by Case Type (Top 10)



CASELOAD STATISTICS OF THE JUVENILE & DOMESTIC RELATIONS COURTS

October 2018

Fluvanna

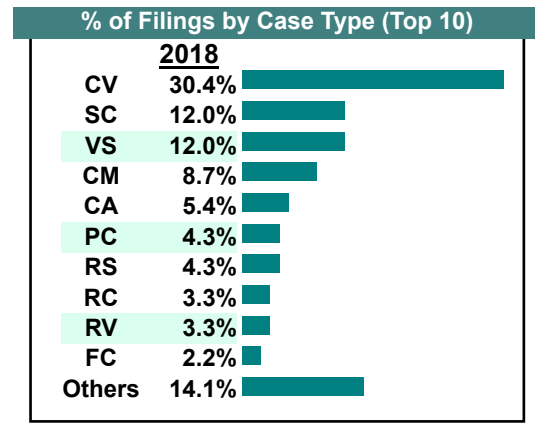
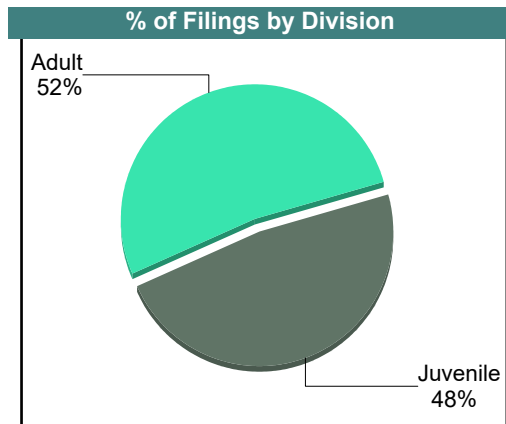
District: 16

		<u>Filings</u>	<u>Hearings</u>	<u>Transactions</u>	<u>Concluded</u>	<u>Cont</u>
Adult						
Non-Family Abuse Prot Order	AP	1	1	1	0	1
Bond Forfeiture	BF	1	1	1	1	-
Capias	CA	5	13	13	5	8
Felony	CF	1	13	13	0	13
Misdemeanor	CM	8	29	29	9	20
Family Abuse - Prot Order	FP	0	3	3	3	-
Motion - Prot Order	MP	1	3	3	3	-
Other	OT	1	1	1	1	-
Protective Order	PC	4	4	4	1	-
Remand Support	RS	4	4	4	4	-
Show Cause	SC	11	34	34	14	20
Civil Support	VS	11	22	22	10	12
Adult Total		48	128	128	51	74

Juvenile						
Abuse or Neglect	AN	1	1	1	1	-
Child in Need of Services	CS	1	1	1	0	1
Custody Visitation	CV	28	104	104	27	77
Felony	DF	1	5	5	2	3
Misdemeanor	DM	1	5	5	2	3
Foster Care Review	FC	2	2	2	2	-
Initial Foster Care	IF	1	1	1	1	-
Permanency	PH	1	1	1	1	-
Petition	PT	1	1	1	0	1
Remand Custody	RC	3	3	3	3	-
Remand Visitation	RV	3	3	3	3	-
Show Cause	SC	0	1	1	1	-
Status	ST	0	1	1	0	1
Traffic	T	1	1	2	1	1
Truancy	TR	0	1	1	0	1
Juvenile Total		44	131	132	44	88

Fluvanna Totals		92	259	260	95	162
------------------------	--	-----------	------------	------------	-----------	------------

Calendared Filings					
	M	T	W	R	F
Week 1	■		■		
Week 2		■	■		
Week 3			■	■	■
Week 4	■		■	■	
Week 5					



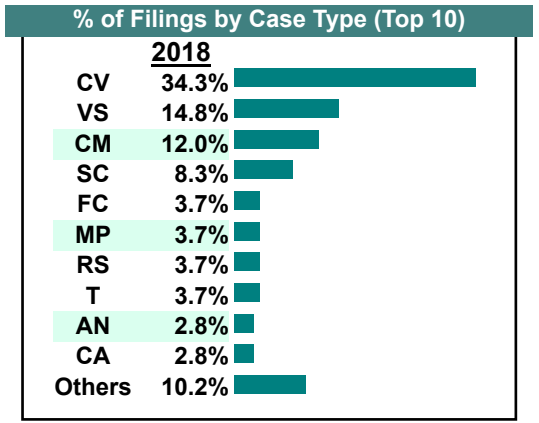
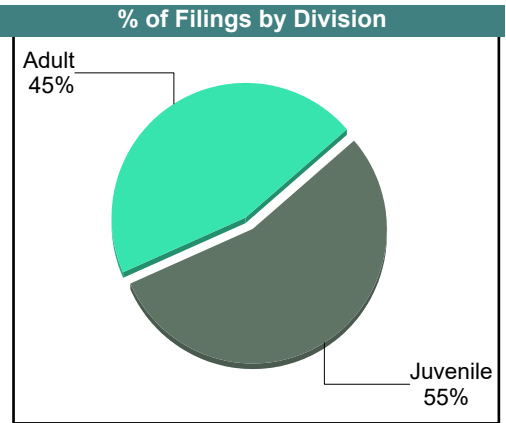
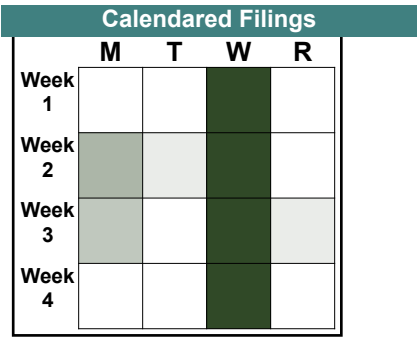
CASELOAD STATISTICS OF THE JUVENILE & DOMESTIC RELATIONS COURTS

September 2018

Fluvanna

District: 16

		<u>Filings</u>	<u>Hearings</u>	<u>Transactions</u>	<u>Concluded</u>	<u>Cont</u>
<u>Adult</u>						
Non-Family Abuse Prot Order	AP	1	2	2	0	2
Capias	CA	3	9	9	1	8
Felony	CF	0	11	11	0	11
Misdemeanor	CM	13	37	37	6	31
Family Abuse - Prot Order	FP	2	7	7	4	3
Motion - Prot Order	MP	2	4	4	2	2
Remand Support	RS	4	4	4	4	-
Show Cause	SC	8	36	36	12	23
Civil Support	VS	16	34	34	15	19
Adult Total		49	144	144	44	99
<u>Juvenile</u>						
Abuse or Neglect	AN	3	10	10	8	2
Child in Need of Services	CS	0	2	2	1	1
Custody Visitation	CV	37	100	100	35	65
Felony	DF	0	6	6	1	5
Misdemeanor	DM	0	4	4	1	3
Foster Care Review	FC	4	4	4	4	-
Initial Foster Care	IF	1	1	1	1	-
Motion - Prot Order	MP	2	2	2	2	-
Permanency	PH	1	1	1	1	-
Petition	PT	1	1	1	0	1
Remand Custody	RC	2	2	2	2	-
Remand Visitation	RV	2	2	2	2	-
Show Cause	SC	1	2	2	0	2
Traffic	T	4	3	5	2	3
Truancy	TR	1	1	1	0	1
Juvenile Total		59	141	143	60	83
Fluvanna Totals		108	285	287	104	182



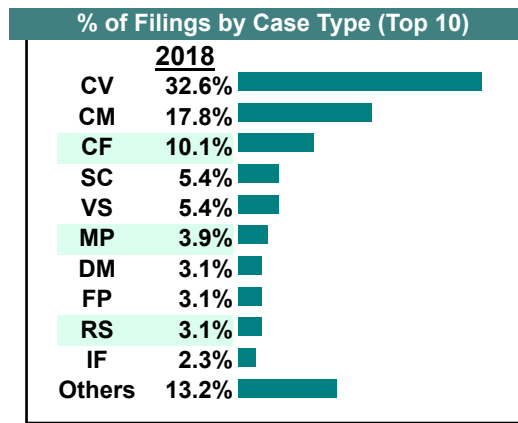
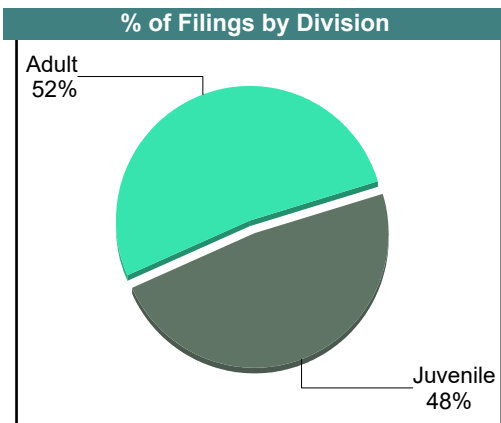

CASELOAD STATISTICS OF THE JUVENILE & DOMESTIC RELATIONS COURTS

Fluvanna

District: 16

August 2018

		<u>Filings</u>	<u>Hearings</u>	<u>Transactions</u>	<u>Concluded</u>	<u>Cont</u>
Adult						
Capias	CA	1	6	6	2	4
Felony	CF	13	35	35	10	25
Misdemeanor	CM	23	59	59	24	35
Family Abuse - Prot Order	FP	4	10	10	3	7
Motion - Prot Order	MP	5	5	5	3	2
Other	OT	3	5	5	5	-
Remand Support	RS	4	4	4	4	-
Show Cause	SC	7	21	21	8	13
Civil Support	VS	7	13	13	4	9
Adult Total		67	158	158	63	95
Juvenile						
Abuse or Neglect	AN	2	9	9	1	8
Non-Family Abuse Prot Order	AP	1	2	2	0	2
Custody Relief	CR	0	1	1	1	-
Child in Need of Services	CS	0	4	4	1	3
Custody Visitation	CV	42	141	141	59	82
Felony	DF	1	4	4	0	4
Misdemeanor	DM	4	7	7	1	6
Foster Care Review	FC	1	1	1	1	-
Initial Foster Care	IF	3	3	3	3	-
Permanency	PH	1	1	1	1	-
Remand Custody	RC	3	3	3	3	-
Remand Visitation	RV	3	3	3	3	-
Show Cause	SC	0	1	1	1	-
Status	ST	0	6	6	1	5
Traffic	T	0	1	1	1	-
Voluntary Continuing Services Agreement	VA	1	1	1	0	-
Juvenile Total		62	188	188	77	110
Fluvanna Totals		129	346	346	140	205



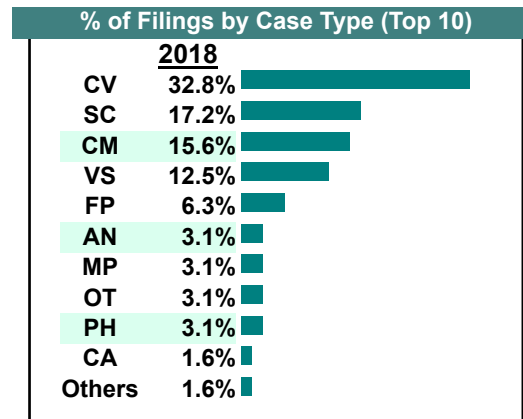
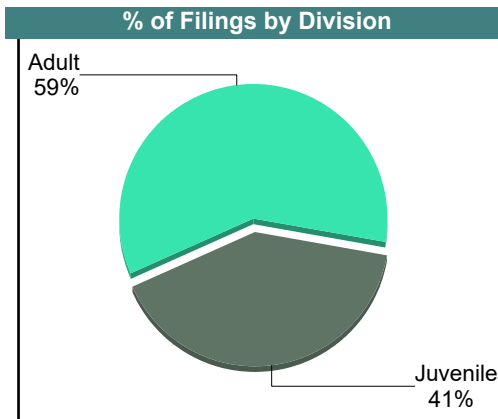
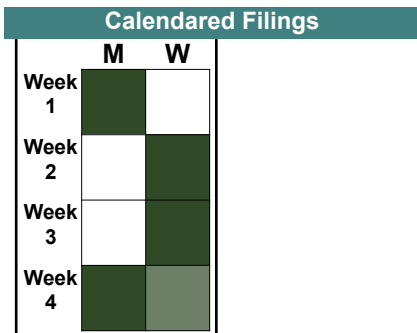
CASELOAD STATISTICS OF THE JUVENILE & DOMESTIC RELATIONS COURTS

July 2018

Fluvanna

District: 16

		<u>Filings</u>	<u>Hearings</u>	<u>Transactions</u>	<u>Concluded</u>	<u>Cont</u>
<u>Adult</u>						
Capias	CA	1	3	3	0	3
Felony	CF	0	2	2	0	2
Misdemeanor	CM	10	16	16	1	15
Family Abuse - Prot Order	FP	4	7	7	3	4
Motion - Prot Order	MP	2	2	2	2	-
Other	OT	2	5	5	2	3
Show Cause	SC	11	33	33	8	25
SL/Other	SL	0	1	1	1	-
Civil Support	VS	8	23	23	11	12
Adult Total		38	92	92	28	64
<u>Juvenile</u>						
Abuse or Neglect	AN	2	4	4	0	4
Custody Visitation	CV	21	69	69	18	49
Felony	DF	0	9	9	3	6
Misdemeanor	DM	0	8	8	1	7
Permanency	PH	2	2	2	2	-
Petition	PT	0	1	1	1	-
Show Cause	SC	0	1	1	0	1
Status	ST	0	5	5	0	5
Traffic	T	1	0	1	1	-
Juvenile Total		26	99	100	26	72
Fluvanna Totals		64	191	192	54	136



CASELOAD STATISTICS OF THE JUVENILE & DOMESTIC RELATIONS COURTS

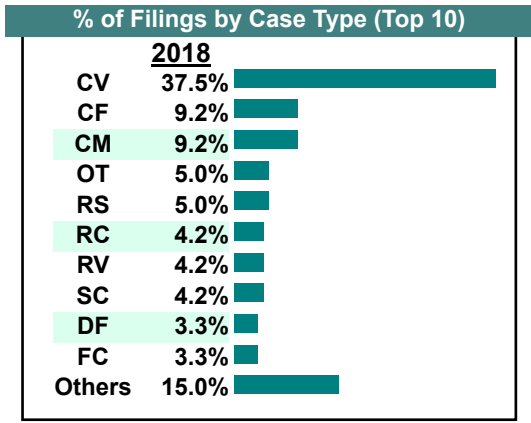
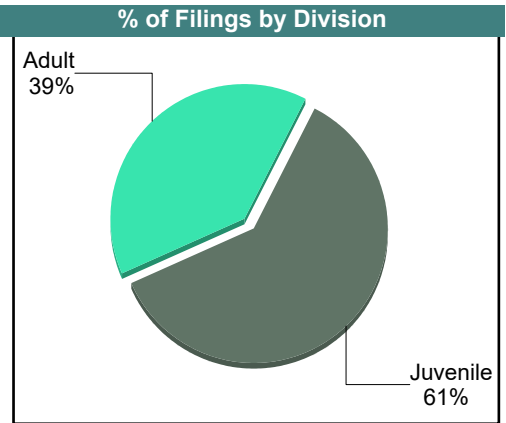
June 2018

Fluvanna

District: 16

		Filings	Hearings	Transactions	Concluded	Cont
Adult						
Non-Family Abuse Prot Order	AP	1	1	1	1	-
Capias	CA	3	9	9	5	4
Felony	CF	11	16	16	4	12
Misdemeanor	CM	11	41	41	9	32
Family Abuse - Prot Order	FP	1	7	7	5	1
Other	OT	6	6	6	5	1
Remand Support	RS	6	6	6	6	-
Show Cause	SC	5	11	11	4	7
Civil Support	VS	3	7	7	2	5
Adult Total		47	104	104	41	62
Juvenile						
Abuse or Neglect	AN	1	6	6	5	1
Custody Relief	CR	0	1	1	1	-
Child in Need of Services	CS	0	1	1	0	1
Custody Visitation	CV	45	99	99	28	71
Felony	DF	4	12	12	0	12
Misdemeanor	DM	1	10	10	3	7
Foster Care Review	FC	4	4	4	4	-
Initial Foster Care	IF	4	4	4	4	-
Permanency	PH	2	2	2	2	-
Remand Custody	RC	5	5	5	5	-
Remand Visitation	RV	5	5	5	5	-
Show Cause	SC	0	1	1	0	1
Status	ST	1	4	4	0	4
Traffic	T	1	0	1	1	-
Juvenile Total		73	154	155	58	97
Fluvanna Totals		120	258	259	99	159

	M	T	W	F
Week 1				
Week 2	■		■	
Week 3		■		
Week 4		■	■	
Week 5		■	■	



CASELOAD STATISTICS OF THE JUVENILE & DOMESTIC RELATIONS COURTS

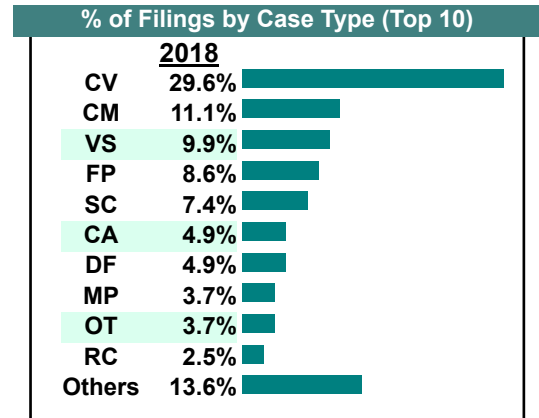
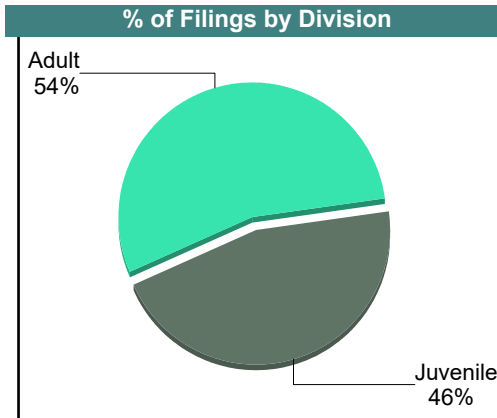
May 2018

Fluvanna

District: 16

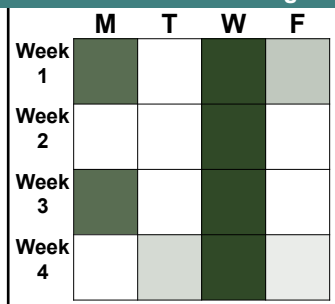
		<u>Filings</u>	<u>Hearings</u>	<u>Transactions</u>	<u>Concluded</u>	<u>Cont</u>
<u>Adult</u>						
Capias	CA	4	5	5	3	2
Felony	CF	0	2	2	2	-
Misdemeanor	CM	9	24	24	5	19
Family Abuse - Prot Order	FP	7	13	13	3	10
Motion - Prot Order	MP	3	4	4	4	-
Other	OT	3	3	3	3	-
Remand Support	RS	2	2	2	2	-
Show Cause	SC	6	24	24	4	20
SL/Other	SL	2	2	2	1	-
Civil Support	VS	8	25	25	10	15
Adult Total		44	104	104	37	66
<u>Juvenile</u>						
Abuse or Neglect	AN	0	9	9	3	6
Custody Relief	CR	0	1	1	0	1
Child in Need of Services	CS	0	8	8	2	5
Custody Visitation	CV	24	118	118	28	87
Felony	DF	4	7	7	1	6
Misdemeanor	DM	1	5	5	2	3
Permanency	PH	1	1	1	1	-
Petition	PT	1	2	2	0	2
Remand Custody	RC	2	2	2	2	-
Remand Visitation	RV	2	2	2	2	-
Show Cause	SC	0	1	1	0	1
Status	ST	0	5	5	1	3
Traffic	T	2	6	7	4	2
Juvenile Total		37	167	168	46	116
Fluvanna Totals		81	271	272	83	182

Calendared Filings					
	M	T	W	R	F
Week 1		■	■		
Week 2	■		■	■	
Week 3		■	■		■
Week 4					
Week 5			■		

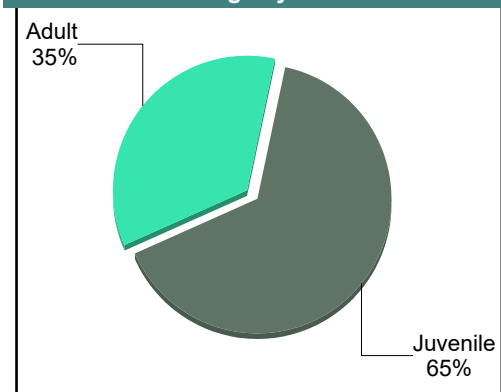


		Filings	Hearings	Transactions	Concluded	Cont
Adult						
Capias	CA	1	12	12	3	9
Felony	CF	0	3	3	2	1
Misdemeanor	CM	7	15	15	4	11
Family Abuse - Prot Order	FP	5	11	11	7	4
Motion - Prot Order	MP	2	3	3	3	-
Remand Support	RS	5	5	5	5	-
Show Cause	SC	11	35	35	10	25
SL/Other	SL	1	1	1	0	1
Civil Support	VS	10	27	27	10	17
Adult Total		42	112	112	44	68
Juvenile						
Abuse or Neglect	AN	5	12	12	5	7
Custody Relief	CR	1	2	2	0	2
Child in Need of Services	CS	2	5	5	0	5
Custody Visitation	CV	43	144	144	50	94
Felony	DF	2	4	4	0	4
Misdemeanor	DM	3	6	6	0	6
Family Abuse - Prot Order	FP	0	1	1	1	-
Initial Foster Care	IF	5	5	5	5	-
Motion - Prot Order	MP	4	4	4	4	-
Permanency	PH	2	2	2	2	-
Remand Custody	RC	4	4	4	4	-
Remand Visitation	RV	4	4	4	4	-
Show Cause	SC	0	1	1	0	1
Status	ST	2	3	3	0	3
Traffic	T	0	4	4	3	1
Term Parental Rights	TP	0	2	2	2	-
Voluntary Continuing Services Agreement	VA	1	1	1	1	-
Juvenile Total		78	204	204	81	123
Fluvanna Totals		120	316	316	125	191

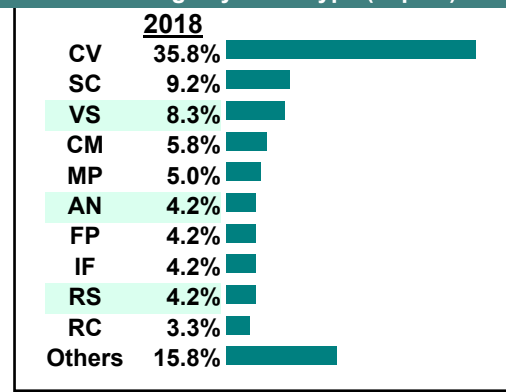
Calendared Filings



% of Filings by Division



% of Filings by Case Type (Top 10)



CASELOAD STATISTICS OF THE JUVENILE & DOMESTIC RELATIONS COURTS

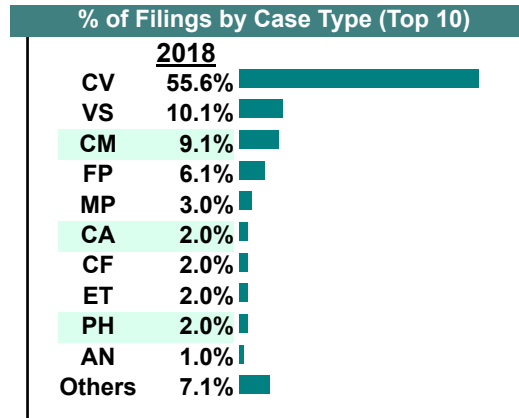
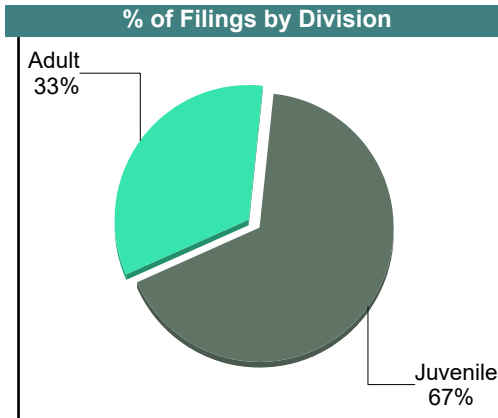
March 2018

Fluvanna

District: 16

		<u>Filings</u>	<u>Hearings</u>	<u>Transactions</u>	<u>Concluded</u>	<u>Cont</u>
<u>Adult</u>						
Capias	CA	2	7	7	1	6
Felony	CF	2	3	3	0	3
Misdemeanor	CM	9	21	21	5	16
Family Abuse - Prot Order	FP	5	9	9	2	7
Motion - Prot Order	MP	3	3	3	2	1
Other	OT	1	1	1	1	-
Show Cause	SC	1	17	17	4	13
Civil Support	VS	10	18	18	6	12
Adult Total		33	79	79	21	58
<u>Juvenile</u>						
Abuse or Neglect	AN	1	6	6	2	4
Custody Relief	CR	0	1	1	1	-
Child in Need of Services	CS	1	2	2	0	2
Custody Visitation	CV	55	125	125	46	79
Felony	DF	1	6	6	0	6
Misdemeanor	DM	1	6	6	1	5
Entrustment	ET	2	2	2	2	-
Family Abuse - Prot Order	FP	1	1	1	0	1
Initial Foster Care	IF	1	1	1	1	-
Permanency	PH	2	2	2	2	-
Petition	PT	0	1	1	1	-
Show Cause	SC	0	1	1	0	1
Status	ST	0	1	1	0	1
Traffic	T	1	2	3	2	1
Term Parental Rights	TP	0	2	2	0	2
Juvenile Total		66	159	160	58	102
Fluvanna Totals		99	238	239	79	160

Calendared Filings					
	M	T	W	R	F
Week 1					
Week 2					
Week 3					
Week 4					
Week 5					



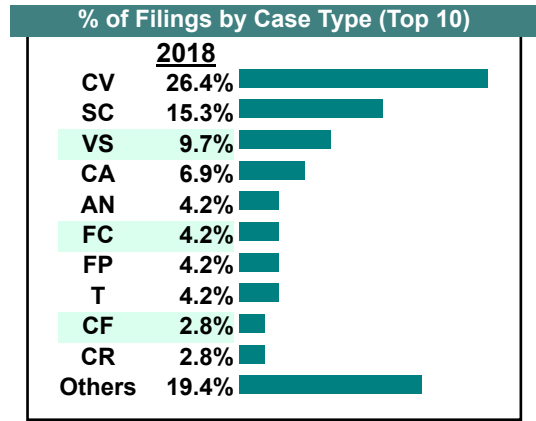
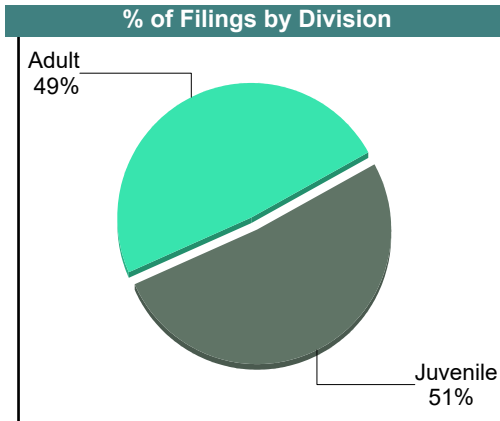
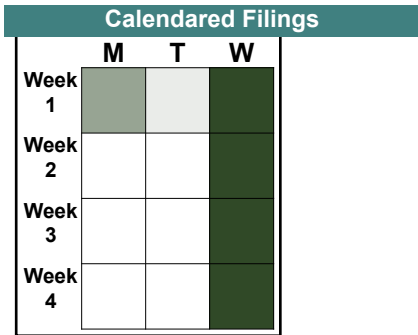
CASELOAD STATISTICS OF THE JUVENILE & DOMESTIC RELATIONS COURTS

February 2018

Fluvanna

District: 16

		Filings	Hearings	Transactions	Concluded	Cont
Adult						
Non-Family Abuse Prot Order	AP	0	2	2	2	-
Capias	CA	5	7	7	1	6
Felony	CF	2	9	9	5	4
Misdemeanor	CM	1	11	11	6	5
Family Abuse - Prot Order	FP	3	3	3	2	1
Motion - Prot Order	MP	2	4	4	3	1
Other	OT	1	1	1	1	-
Remand Support	RS	2	2	2	2	-
Show Cause	SC	11	71	71	51	20
SL/Other	SL	1	1	1	1	-
Civil Support	VS	7	22	22	8	14
Adult Total		35	133	133	82	51
Juvenile						
Abuse or Neglect	AN	3	11	11	1	10
Non-Family Abuse Prot Order	AP	0	2	2	1	1
Custody Relief	CR	2	2	2	0	2
Child in Need of Services	CS	0	4	4	1	3
Custody Visitation	CV	19	135	135	50	85
Felony	DF	0	7	7	3	4
Misdemeanor	DM	2	13	13	2	11
Foster Care Review	FC	3	3	3	3	-
Permanency	PH	0	2	2	1	1
Petition	PT	1	2	2	1	1
Remand Custody	RC	1	1	1	1	-
Remand Visitation	RV	1	1	1	1	-
Show Cause	SC	0	1	1	0	1
Traffic	T	3	4	4	0	4
Term Parental Rights	TP	2	2	2	0	2
Juvenile Total		37	190	190	65	125
Fluvanna Totals		72	323	323	147	176



CASELOAD STATISTICS OF THE JUVENILE & DOMESTIC RELATIONS COURTS

January 2018

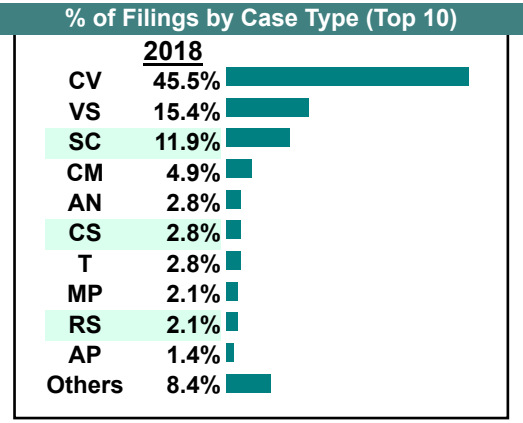
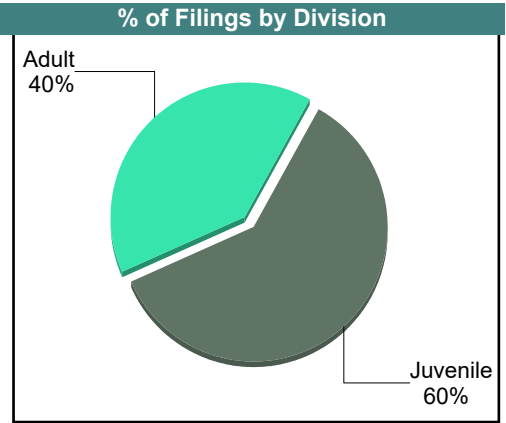

Fluvanna

District: 16

		Filings	Hearings	Transactions	Concluded	Cont
Adult						
Non-Family Abuse Prot Order	AP	2	2	2	1	1
Capias	CA	1	3	3	1	2
Felony	CF	1	3	3	0	3
Misdemeanor	CM	7	15	15	3	12
Family Abuse - Prot Order	FP	1	5	5	3	2
Motion - Prot Order	MP	2	2	2	2	-
Other	OT	2	2	2	0	2
Remand Support	RS	3	3	3	3	-
Show Cause	SC	16	71	71	8	61
Civil Support	VS	22	32	32	18	14
Adult Total		57	138	138	39	97

Juvenile						
Abuse or Neglect	AN	4	5	5	0	5
Child in Need of Services	CS	4	6	6	0	6
Custody Visitation	CV	65	172	172	41	131
Felony	DF	0	3	3	0	3
Misdemeanor	DM	0	6	6	0	6
Foster Care Review	FC	1	1	1	1	-
Initial Foster Care	IF	1	1	1	1	-
Motion - Prot Order	MP	1	2	2	2	-
Permanency	PH	1	1	1	0	1
Petition	PT	0	2	2	1	1
Remand Custody	RC	2	2	2	2	-
Remand Visitation	RV	2	2	2	2	-
Show Cause	SC	1	4	4	0	4
Status	ST	0	3	3	0	3
Traffic	T	4	6	7	1	6
Juvenile Total		86	216	217	51	166

Fluvanna Totals		143	354	355	90	263
------------------------	--	------------	------------	------------	-----------	------------



CASELOAD STATISTICS OF THE JUVENILE & DOMESTIC RELATIONS COURTS

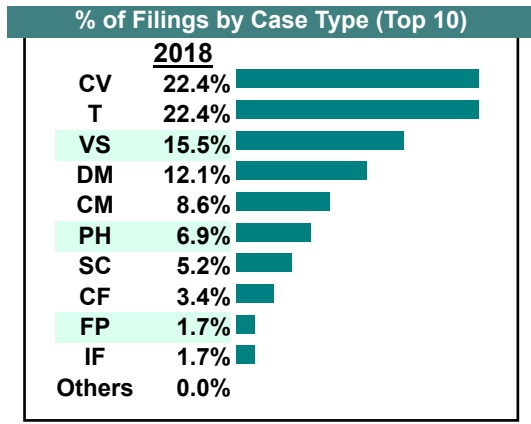
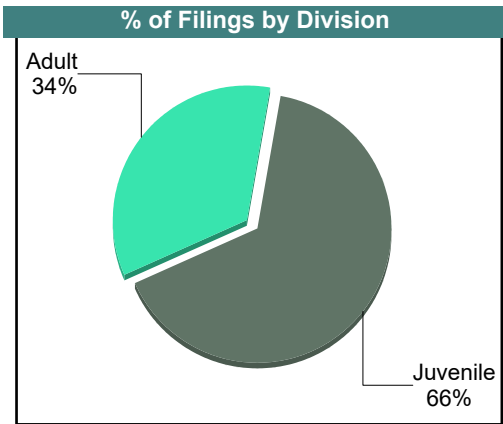
December 2018

Goochland

District: 16

		<u>Filings</u>	<u>Hearings</u>	<u>Transactions</u>	<u>Concluded</u>	<u>Cont</u>
<u>Adult</u>						
Capias	CA	0	1	1	0	1
Felony	CF	2	13	13	1	12
Misdemeanor	CM	5	16	16	4	12
Family Abuse - Prot Order	FP	1	2	2	1	1
Show Cause	SC	3	10	10	3	7
Civil Support	VS	9	20	20	9	11
Adult Total		20	62	62	18	44
<u>Juvenile</u>						
Abuse or Neglect	AN	0	1	1	1	-
Child in Need of Services	CS	0	1	1	1	-
Custody Visitation	CV	13	55	55	11	44
Misdemeanor	DM	7	14	14	5	9
Initial Foster Care	IF	1	1	1	1	-
Permanency	PH	4	4	4	4	-
Petition	PT	0	2	2	0	2
Status	ST	0	1	1	1	-
Traffic	T	13	19	20	9	11
Juvenile Total		38	98	99	33	66
Goochland Totals		58	160	161	51	110

Calendared Filings			
	M	T	R
Week 1		■	■
Week 2			
Week 3		■	



CASELOAD STATISTICS OF THE JUVENILE & DOMESTIC RELATIONS COURTS

November 2018

Goochland

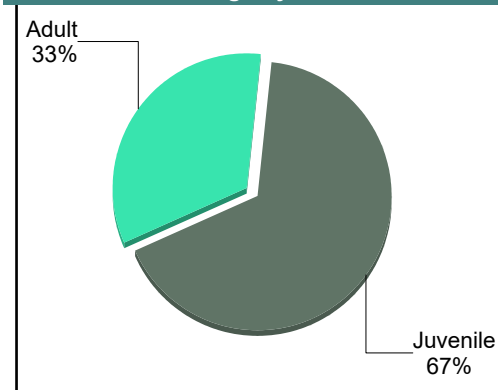
District: 16

		<u>Filings</u>	<u>Hearings</u>	<u>Transactions</u>	<u>Concluded</u>	<u>Cont</u>
<u>Adult</u>						
Capias	CA	0	1	1	1	-
Felony	CF	6	8	8	0	8
Misdemeanor	CM	0	5	5	3	2
Family Abuse - Prot Order	FP	1	2	2	0	2
Show Cause	SC	4	7	7	2	5
Civil Support	VS	1	13	13	3	10
Adult Total		12	36	36	9	27
<u>Juvenile</u>						
Child in Need of Services	CS	1	2	2	0	2
Custody Visitation	CV	11	116	116	19	95
Felony	DF	0	8	8	5	3
Misdemeanor	DM	3	20	20	10	10
Foster Care Review	FC	4	4	4	4	-
Permanency	PH	2	2	2	2	-
Petition	PT	1	1	1	0	1
Show Cause	SC	0	1	1	0	1
Status	ST	1	8	8	6	2
Traffic	T	1	8	8	4	4
Juvenile Total		24	170	170	50	118
Goochland Totals		36	206	206	59	145

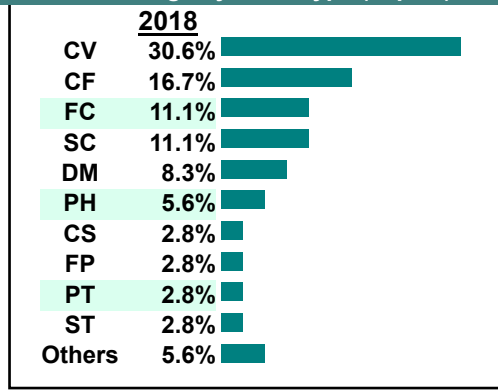
Calendared Filings

	M	T	R
Week 1			
Week 2			
Week 3			
Week 4			

% of Filings by Division



% of Filings by Case Type (Top 10)



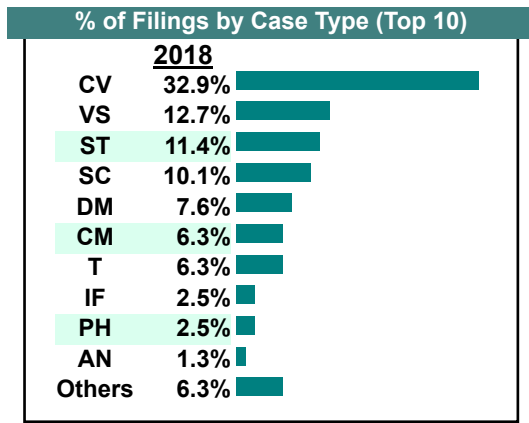
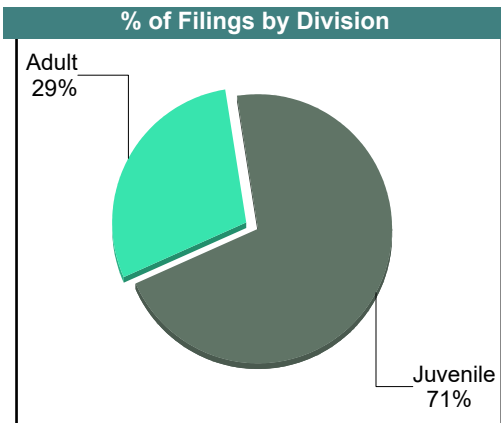

CASELOAD STATISTICS OF THE JUVENILE & DOMESTIC RELATIONS COURTS

October 2018

Goochland

District: 16

		<u>Filings</u>	<u>Hearings</u>	<u>Transactions</u>	<u>Concluded</u>	<u>Cont</u>
Adult						
Capias	CA	0	2	2	1	1
Felony	CF	0	4	4	1	3
Misdemeanor	CM	5	14	14	7	7
Remand Support	RS	1	1	1	1	-
Show Cause	SC	7	19	19	9	10
Civil Support	VS	10	23	23	6	17
Adult Total		23	63	63	25	38
Juvenile						
Abuse or Neglect	AN	1	3	3	1	2
Child in Need of Services	CS	0	1	1	0	1
Custody Visitation	CV	26	74	74	28	46
Felony	DF	0	2	2	0	2
Misdemeanor	DM	6	15	15	8	7
Foster Care Review	FC	1	1	1	1	-
Initial Foster Care	IF	2	2	2	2	-
Motion - Prot Order	MP	1	1	1	1	-
Permanency	PH	2	2	2	2	-
Petition	PT	1	1	1	0	1
Remand Custody	RC	1	1	1	1	-
Show Cause	SC	1	1	1	0	1
Status	ST	9	10	10	7	3
Traffic	T	5	6	6	2	4
Juvenile Total		56	120	120	53	67
Goochland Totals		79	183	183	78	105



CASELOAD STATISTICS OF THE JUVENILE & DOMESTIC RELATIONS COURTS

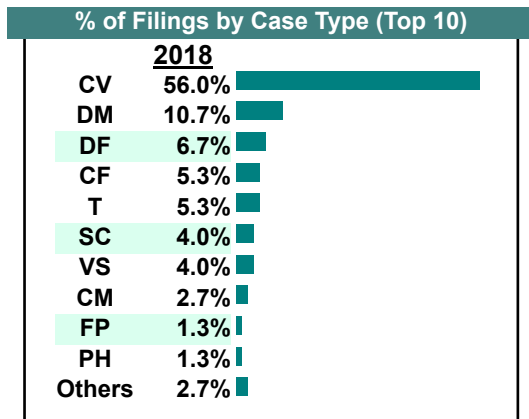
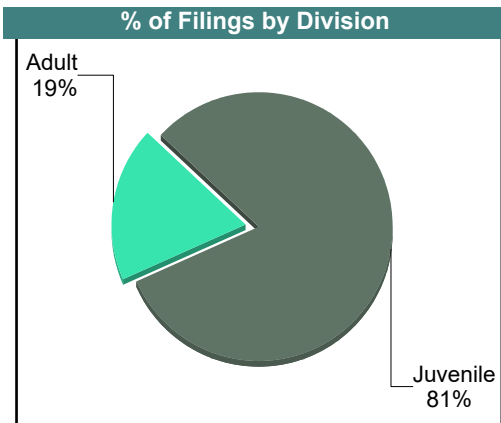
September 2018

Goochland

District: 16

		<u>Filings</u>	<u>Hearings</u>	<u>Transactions</u>	<u>Concluded</u>	<u>Cont</u>
<u>Adult</u>						
Capias	CA	0	1	1	0	1
Felony	CF	4	7	7	2	5
Misdemeanor	CM	2	13	13	3	10
Family Abuse - Prot Order	FP	1	1	1	1	-
Violation of PO	PV	1	1	1	1	-
Show Cause	SC	3	11	11	1	10
Civil Support	VS	3	10	10	3	7
Adult Total		14	44	44	11	33
<u>Juvenile</u>						
Abuse or Neglect	AN	0	1	1	0	1
Custody Visitation	CV	42	95	95	34	61
Felony	DF	5	8	8	0	8
Misdemeanor	DM	8	14	14	3	11
Permanency	PH	1	1	1	1	-
Petition	PT	1	1	1	1	-
Traffic	T	4	9	9	5	4
Juvenile Total		61	129	129	44	85
Goochland Totals		75	173	173	55	118

Calendared Filings				
	M	T	W	R
Week 1		█		█
Week 2				█
Week 3				
Week 4	█			█



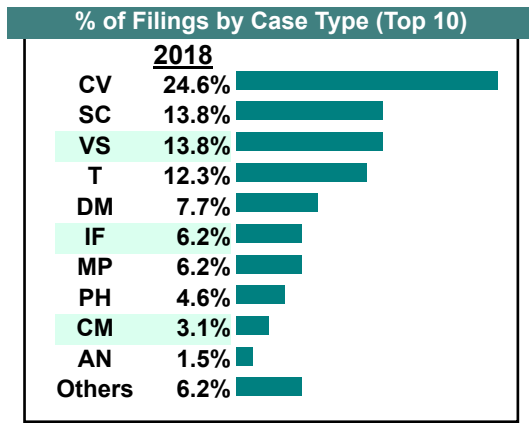
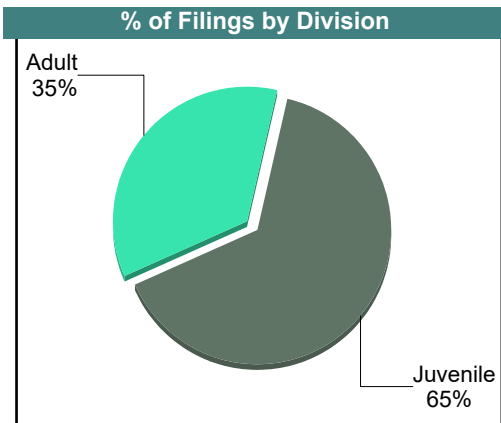
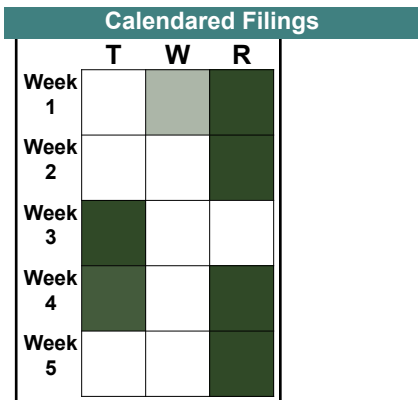
CASELOAD STATISTICS OF THE JUVENILE & DOMESTIC RELATIONS COURTS

August 2018

Goochland

District: 16

		Filings	Hearings	Transactions	Concluded	Cont
Adult						
Capias	CA	0	3	3	0	3
Felony	CF	0	3	3	2	1
Misdemeanor	CM	2	10	10	3	7
Motion - Prot Order	MP	1	1	1	1	-
Other	OT	1	1	1	1	-
Remand Support	RS	1	1	1	1	-
Show Cause	SC	9	23	23	8	15
Civil Support	VS	9	21	21	8	13
Adult Total		23	63	63	24	39
Juvenile						
Abuse or Neglect	AN	1	6	6	4	2
Child in Need of Services	CS	1	1	1	1	-
Custody Visitation	CV	16	94	94	11	83
Felony	DF	0	3	3	0	3
Misdemeanor	DM	5	8	8	1	7
Initial Foster Care	IF	4	4	4	4	-
Motion - Prot Order	MP	3	8	8	8	-
Permanency	PH	3	3	3	3	-
Petition	PT	0	1	1	1	-
Remand Custody	RC	1	1	1	1	-
Status	ST	0	2	2	0	2
Traffic	T	8	13	14	10	4
Juvenile Total		42	144	145	44	101
Goochland Totals		65	207	208	68	140



CASELOAD STATISTICS OF THE JUVENILE & DOMESTIC RELATIONS COURTS

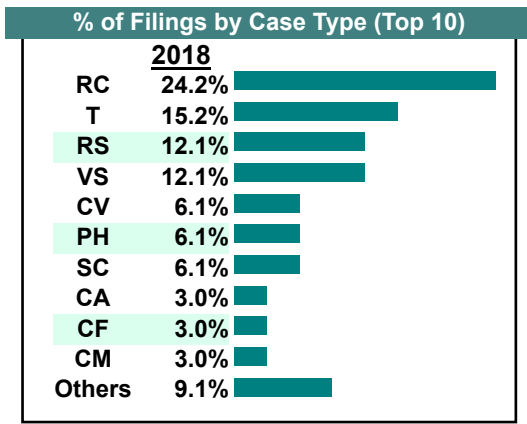
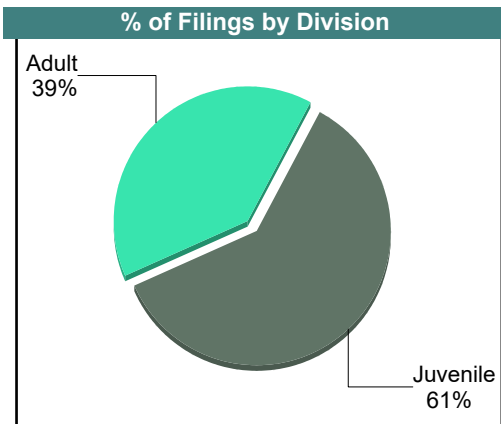
July 2018

Goochland

District: 16

		<u>Filings</u>	<u>Hearings</u>	<u>Transactions</u>	<u>Concluded</u>	<u>Cont</u>
Adult						
Capias	CA	1	4	4	0	4
Felony	CF	1	9	9	5	4
Misdemeanor	CM	1	6	6	2	4
Remand Support	RS	4	4	4	4	-
Show Cause	SC	2	11	11	4	7
Civil Support	VS	4	11	11	2	9
Adult Total		13	45	45	17	28
Juvenile						
Abuse or Neglect	AN	0	4	4	0	4
Custody Visitation	CV	2	53	53	18	35
Felony	DF	0	2	2	0	2
Misdemeanor	DM	1	14	14	5	9
Foster Care Review	FC	1	1	1	1	-
Permanency	PH	2	2	2	2	-
Petition	PT	1	2	2	1	1
Remand Custody	RC	8	8	8	8	-
Status	ST	0	1	1	0	1
Traffic	T	5	9	9	4	5
Juvenile Total		20	96	96	39	57
Goochland Totals		33	141	141	56	85

Calendared Filings					
	M	T	W	R	F
Week 1		█		█	
Week 2				█	█
Week 3		█		█	
Week 4		█	█	█	
Week 5					



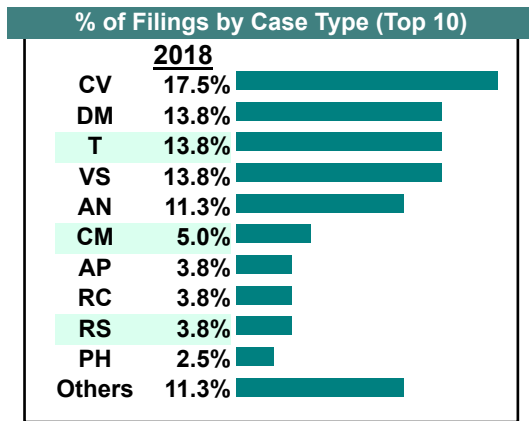
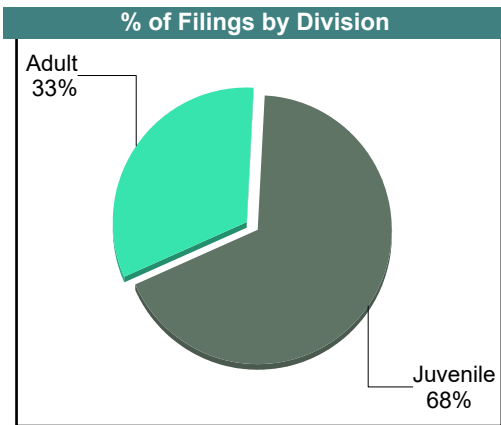
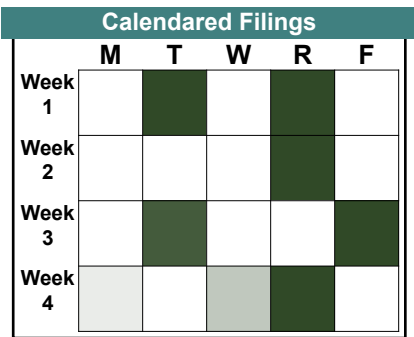
CASELOAD STATISTICS OF THE JUVENILE & DOMESTIC RELATIONS COURTS

June 2018

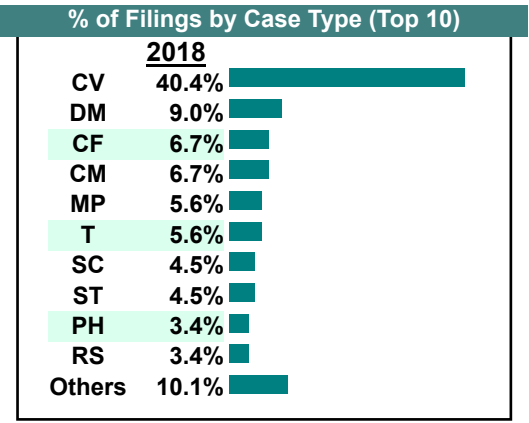
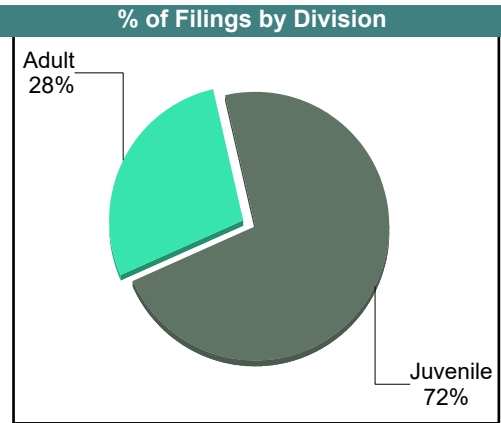

Goochland

District: 16

		<u>Filings</u>	<u>Hearings</u>	<u>Transactions</u>	<u>Concluded</u>	<u>Cont</u>
Adult						
Non-Family Abuse Prot Order	AP	3	6	6	3	3
Capias	CA	1	6	6	3	3
Felony	CF	1	11	11	4	7
Misdemeanor	CM	4	10	10	2	8
Family Abuse - Prot Order	FP	1	1	1	1	-
Remand Support	RS	3	3	3	3	-
Show Cause	SC	2	17	17	4	13
Civil Support	VS	11	16	16	6	10
Adult Total		26	70	70	26	44
Juvenile						
Abuse or Neglect	AN	9	17	17	5	12
Child in Need of Services	CS	1	3	3	2	1
Custody Visitation	CV	14	48	48	5	43
Felony	DF	1	2	2	0	2
Misdemeanor	DM	11	23	23	13	10
Initial Foster Care	IF	1	1	1	1	-
Permanency	PH	2	2	2	2	-
Petition	PT	1	1	1	0	1
Remand Custody	RC	3	3	3	3	-
Status	ST	0	3	3	0	3
Traffic	T	11	16	17	8	9
Juvenile Total		54	119	120	39	81
Goochland Totals		80	189	190	65	125

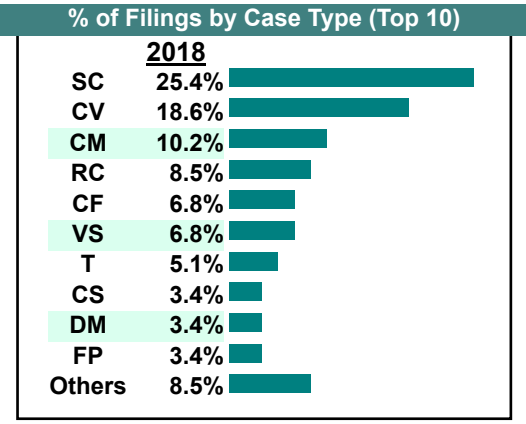
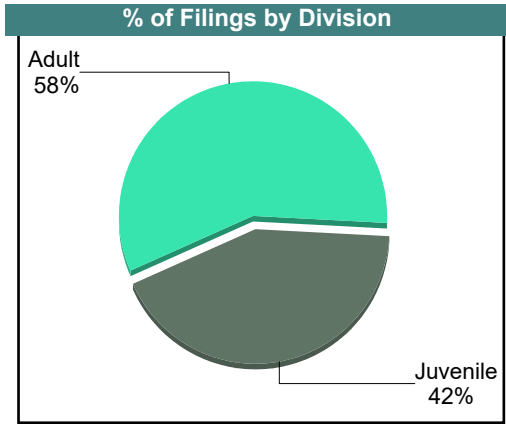
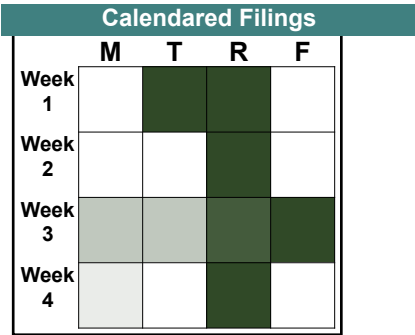


		Filings	Hearings	Transactions	Concluded	Cont
Adult						
Capias	CA	1	4	4	0	4
Felony	CF	6	13	13	2	11
Misdemeanor	CM	6	12	12	4	8
Family Abuse - Prot Order	FP	2	3	3	2	1
Remand Support	RS	3	3	3	3	-
Show Cause	SC	4	21	21	6	15
SL/Other	SL	1	1	1	1	-
Civil Support	VS	2	14	14	8	6
Adult Total		25	71	71	26	45
Juvenile						
Capias	CA	0	2	2	2	-
Custody Visitation	CV	36	78	78	16	62
Felony	DF	1	2	2	0	2
Misdemeanor	DM	8	19	19	7	12
Motion - Prot Order	MP	5	5	5	0	5
Permanency	PH	3	3	3	2	-
Petition	PT	2	4	4	4	-
Status	ST	4	4	4	0	4
Traffic	T	5	10	10	3	7
Truancy	TR	0	1	1	1	-
Juvenile Total		64	128	128	35	92
Goochland Totals		89	199	199	61	137



April 2018

		Filings	Hearings	Transactions	Concluded	Cont
Adult						
Capias	CA	0	2	2	0	2
Felony	CF	4	16	16	5	11
Misdemeanor	CM	6	17	17	5	11
Family Abuse - Prot Order	FP	2	5	5	4	1
Motion - Prot Order	MP	1	1	1	1	-
Remand Support	RS	2	2	2	2	-
Show Cause	SC	15	26	26	15	11
Civil Support	VS	4	16	16	6	10
Adult Total		34	85	85	38	46
Juvenile						
Capias	CA	0	1	1	0	1
Child in Need of Services	CS	2	3	3	1	2
Custody Visitation	CV	11	63	63	17	46
Felony	DF	0	4	4	2	2
Misdemeanor	DM	2	17	17	7	10
Initial Foster Care	IF	1	1	1	1	-
Petition	PT	1	1	1	0	1
Remand Custody	RC	5	5	5	5	-
Traffic	T	3	11	11	8	3
Juvenile Total		25	106	106	41	65
Goochland Totals		59	191	191	79	111



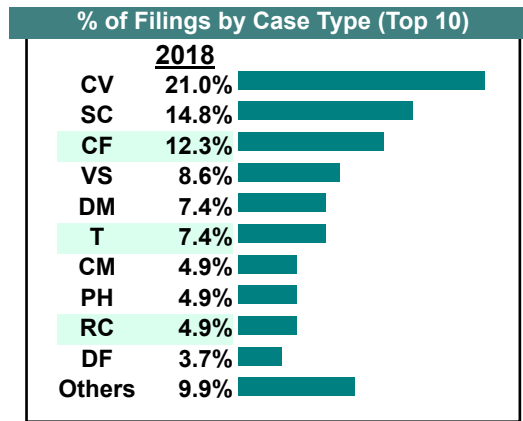
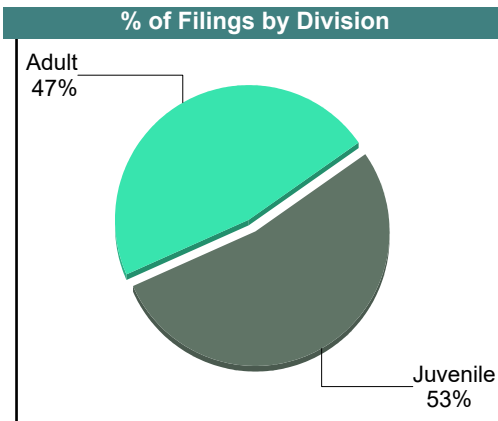

CASELOAD STATISTICS OF THE JUVENILE & DOMESTIC RELATIONS COURTS

March 2018

Goochland

District: 16

		Filings	Hearings	Transactions	Concluded	Cont
Adult						
Capias	CA	0	3	3	1	2
Felony	CF	10	20	20	4	16
Misdemeanor	CM	4	13	13	3	10
Family Abuse - Prot Order	FP	3	5	5	2	3
Motion - Prot Order	MP	1	1	1	1	-
Remand Support	RS	1	1	1	1	-
Show Cause	SC	12	27	27	13	14
Civil Support	VS	7	21	21	11	10
Adult Total		38	91	91	36	55
Juvenile						
Child in Need of Services	CS	0	1	1	0	1
Custody Visitation	CV	17	77	77	24	53
Felony	DF	3	9	9	0	9
Misdemeanor	DM	6	12	12	5	7
Entrustment	ET	2	2	2	2	-
Permanency	PH	4	4	4	4	-
Petition	PT	0	2	2	1	1
Remand Custody	RC	4	4	4	4	-
Status	ST	1	0	1	1	-
Traffic	T	6	15	16	9	7
Term Parental Rights	TP	0	4	4	2	2
Truancy	TR	0	2	2	0	2
Juvenile Total		43	132	134	52	82
Goochland Totals		81	223	225	88	137



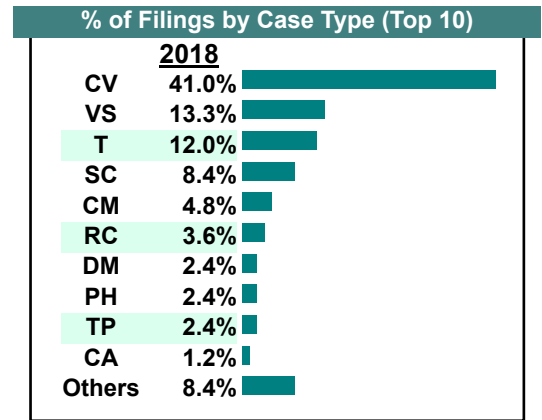
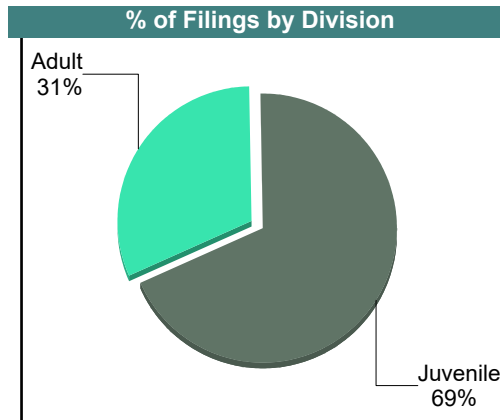

CASELOAD STATISTICS OF THE JUVENILE & DOMESTIC RELATIONS COURTS

February 2018

Goochland

District: 16

		<u>Filings</u>	<u>Hearings</u>	<u>Transactions</u>	<u>Concluded</u>	<u>Cont</u>
<u>Adult</u>						
Capias	CA	1	2	2	0	2
Felony	CF	1	2	2	0	2
Misdemeanor	CM	4	11	11	3	8
Family Abuse - Prot Order	FP	1	1	1	1	-
Remand Support	RS	1	1	1	1	-
Show Cause	SC	7	21	21	4	17
Civil Support	VS	11	17	17	7	10
Adult Total		26	55	55	16	39
<u>Juvenile</u>						
Child in Need of Services	CS	1	1	1	1	-
Custody Visitation	CV	34	90	90	52	38
Misdemeanor	DM	2	14	14	6	8
Motion - Prot Order	MP	1	1	1	1	-
Permanency	PH	2	2	2	2	-
Petition	PT	1	1	1	0	1
Remand Custody	RC	3	3	3	3	-
Traffic	T	10	11	12	6	6
Term Parental Rights	TP	2	2	2	0	2
Truancy	TR	1	1	1	0	1
Juvenile Total		57	126	127	71	56
Goochland Totals		83	181	182	87	95



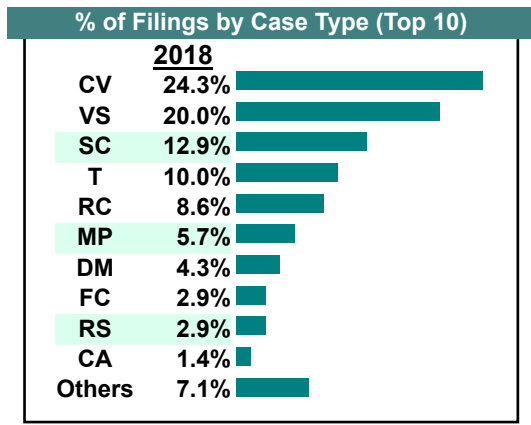
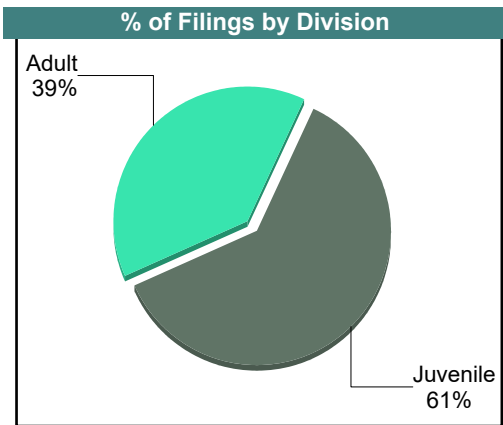

CASELOAD STATISTICS OF THE JUVENILE & DOMESTIC RELATIONS COURTS

January 2018

Goochland

District: 16

		<u>Filings</u>	<u>Hearings</u>	<u>Transactions</u>	<u>Concluded</u>	<u>Cont</u>
<u>Adult</u>						
Capias	CA	0	1	1	0	1
Felony	CF	0	1	1	1	-
Misdemeanor	CM	1	5	5	1	4
Family Abuse - Prot Order	FP	0	1	1	1	-
Other	OT	1	1	1	1	-
Remand Support	RS	2	2	2	2	-
Show Cause	SC	9	15	15	3	12
Civil Support	VS	14	28	28	11	17
Adult Total		27	54	54	20	34
<u>Juvenile</u>						
Capias	CA	1	1	1	0	1
Custody Visitation	CV	17	85	85	10	75
Felony	DF	0	2	2	1	1
Misdemeanor	DM	3	16	16	6	10
Foster Care Review	FC	2	2	2	2	-
Motion - Prot Order	MP	4	4	4	4	-
Permanency	PH	1	2	2	2	-
Petition	PT	1	3	3	2	1
Remand Custody	RC	6	6	6	5	-
Traffic	T	7	16	16	10	6
Voluntary Continuing Services Agreement	VA	1	2	2	1	1
Juvenile Total		43	139	139	43	95
Goochland Totals		70	193	193	63	129

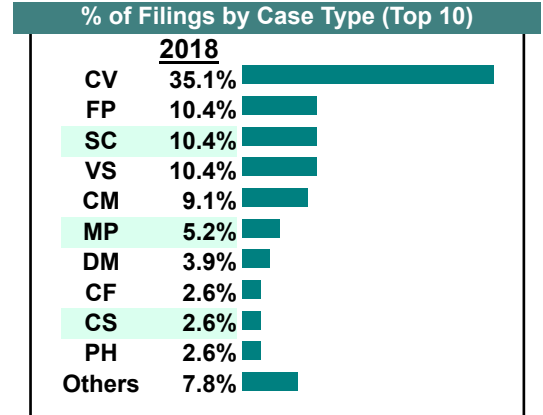
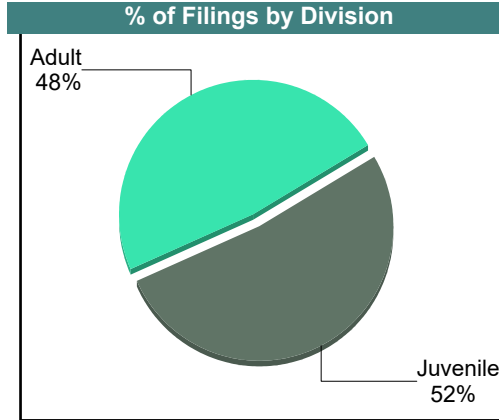
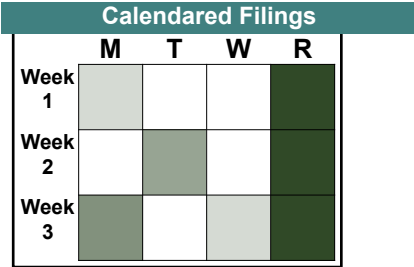


CASELOAD STATISTICS OF THE JUVENILE & DOMESTIC RELATIONS COURTS

December 2018

Greene
District: 16

		<u>Filings</u>	<u>Hearings</u>	<u>Transactions</u>	<u>Concluded</u>	<u>Cont</u>
Adult						
Non-Family Abuse Prot Order	AP	0	1	1	1	-
Felony	CF	2	11	11	5	6
Misdemeanor	CM	7	28	28	11	17
Family Abuse - Prot Order	FP	7	15	15	4	11
Motion - Prot Order	MP	4	5	5	3	2
Violation of PO	PV	1	1	1	1	-
Show Cause	SC	7	20	20	14	6
SL/Other	SL	1	1	1	1	-
Civil Support	VS	8	15	15	6	9
Adult Total		37	97	97	46	51
Juvenile						
Child in Need of Services	CS	2	3	3	0	3
Custody Visitation	CV	27	84	84	30	54
Felony	DF	0	4	4	0	4
Misdemeanor	DM	3	11	11	0	11
Family Abuse - Prot Order	FP	1	2	2	1	1
Initial Foster Care	IF	1	1	1	1	-
Permanency	PH	2	2	2	2	-
Show Cause	SC	1	1	1	0	1
Status	ST	1	1	1	1	-
Traffic	T	1	1	1	1	-
Truancy	TR	0	1	1	0	1
Voluntary Continuing Services Agreement	VA	1	1	1	1	-
Juvenile Total		40	112	112	37	75
Greene Totals		77	209	209	83	126



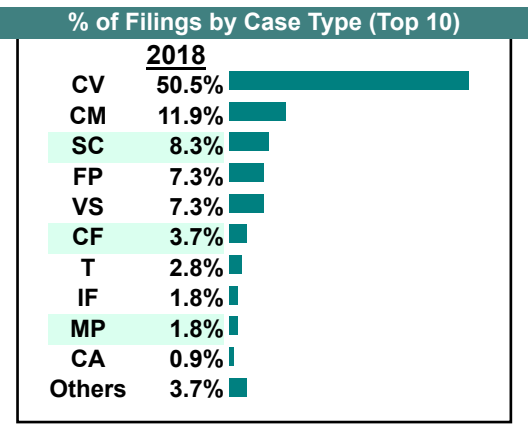
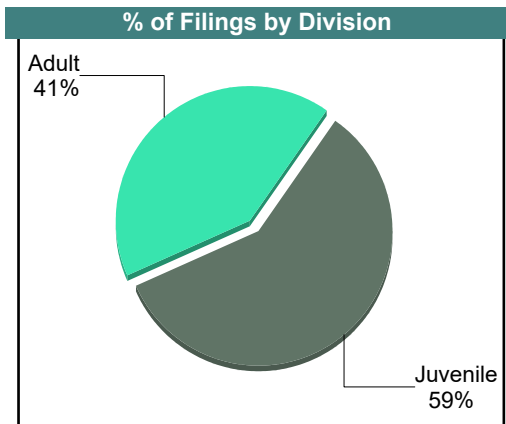
CASELOAD STATISTICS OF THE JUVENILE & DOMESTIC RELATIONS COURTS

November 2018

Greene
District: 16

		<u>Filings</u>	<u>Hearings</u>	<u>Transactions</u>	<u>Concluded</u>	<u>Cont</u>
Adult						
Non-Family Abuse Prot Order	AP	0	1	1	0	1
Capias	CA	1	3	3	2	1
Felony	CF	4	7	7	2	5
Misdemeanor	CM	13	25	25	4	21
Family Abuse - Prot Order	FP	8	14	14	3	11
Motion - Prot Order	MP	2	2	2	2	-
Show Cause	SC	9	16	16	2	14
Civil Support	VS	8	14	14	4	9
Adult Total		45	82	82	19	62
Juvenile						
Custody Visitation	CV	55	120	120	39	81
Felony	DF	0	7	7	1	6
Misdemeanor	DM	1	7	7	1	6
Initial Foster Care	IF	2	2	2	2	-
Petition	PT	1	1	1	0	1
Status	ST	1	1	1	1	-
Traffic	T	3	2	3	3	-
Truancy	TR	1	3	3	1	2
Juvenile Total		64	143	144	48	96
Greene Totals		109	225	226	67	158

Calendared Filings					
	M	T	W	R	F
Week 1				■	
Week 2				■	
Week 3		■	■	■	
Week 4	■				
Week 5	■			■	

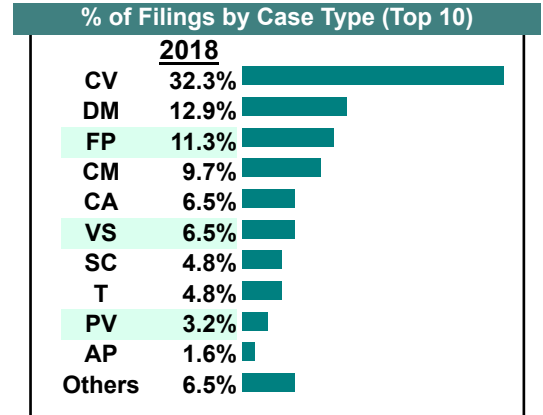
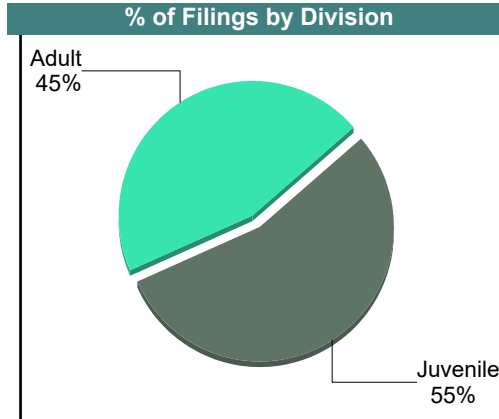
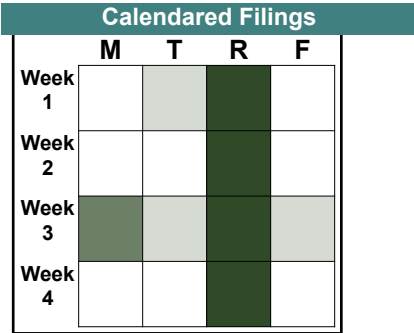


CASELOAD STATISTICS OF THE JUVENILE & DOMESTIC RELATIONS COURTS

October 2018

Greene
District: 16

		<u>Filings</u>	<u>Hearings</u>	<u>Transactions</u>	<u>Concluded</u>	<u>Cont</u>
Adult						
Non-Family Abuse Prot Order	AP	1	1	1	0	1
Capias	CA	4	5	5	2	3
Felony	CF	1	10	10	1	9
Misdemeanor	CM	6	30	30	12	18
Family Abuse - Prot Order	FP	6	11	11	7	4
Other	OT	1	1	1	1	-
Violation of PO	PV	2	2	2	2	-
Show Cause	SC	3	11	11	5	6
Civil Support	VS	4	11	11	9	2
Adult Total		28	82	82	39	43
Juvenile						
Custody Relief	CR	0	4	4	4	-
Child in Need of Services	CS	0	2	2	1	1
Custody Visitation	CV	20	78	78	31	47
Felony	DF	1	4	4	0	4
Misdemeanor	DM	8	16	16	11	5
Emancipation	EP	0	1	1	1	-
Family Abuse - Prot Order	FP	1	2	2	1	1
Initial Foster Care	IF	1	1	1	1	-
Traffic	T	3	5	5	3	2
Juvenile Total		34	113	113	53	60
Greene Totals		62	195	195	92	103



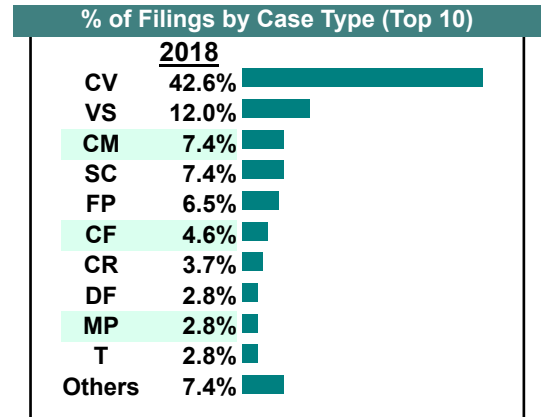
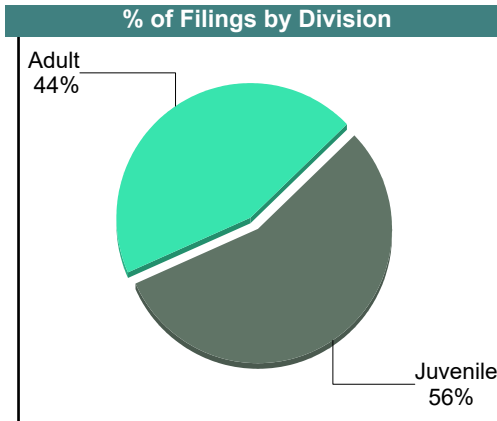
CASELOAD STATISTICS OF THE JUVENILE & DOMESTIC RELATIONS COURTS

September 2018

Greene
District: 16

		<u>Filings</u>	<u>Hearings</u>	<u>Transactions</u>	<u>Concluded</u>	<u>Cont</u>
<u>Adult</u>						
Non-Family Abuse Prot Order	AP	0	2	2	1	1
Capias	CA	1	4	4	3	1
Felony	CF	5	8	8	1	7
Misdemeanor	CM	8	28	28	6	22
Family Abuse - Prot Order	FP	7	13	13	6	7
Motion - Prot Order	MP	3	4	4	4	-
Other	OT	1	1	1	1	-
Violation of PO	PV	2	2	2	2	-
Show Cause	SC	8	17	17	5	12
Civil Support	VS	13	29	29	20	9
Adult Total		48	108	108	49	59
<u>Juvenile</u>						
Custody Relief	CR	4	4	4	0	4
Child in Need of Services	CS	1	5	5	3	2
Custody Visitation	CV	46	161	161	60	101
Felony	DF	3	7	7	0	7
Misdemeanor	DM	2	18	18	6	12
Emancipation	EP	1	1	1	0	1
Traffic	T	3	4	4	1	3
Truancy	TR	0	1	1	0	1
Juvenile Total		60	201	201	70	131
Greene Totals		108	309	309	119	190

Calendared Filings				
	M	T	W	R
Week 1				
Week 2				
Week 3				
Week 4				



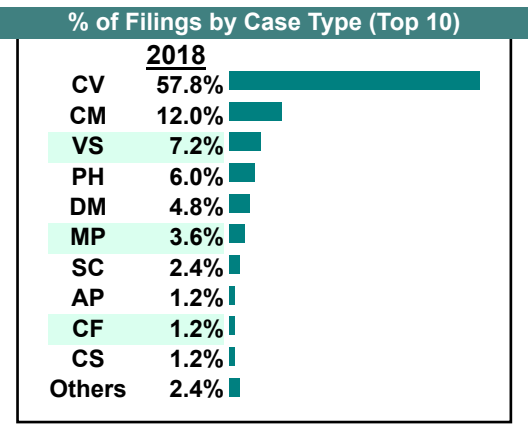
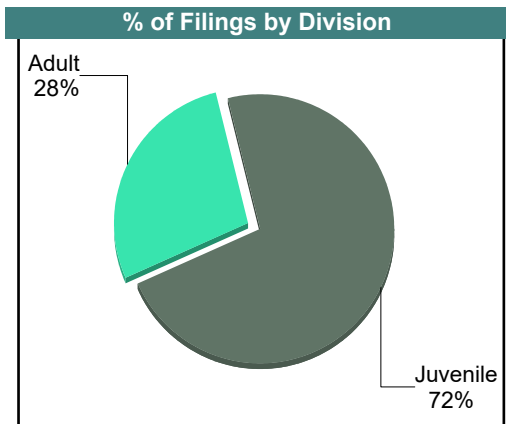
CASELOAD STATISTICS OF THE JUVENILE & DOMESTIC RELATIONS COURTS

August 2018

Greene
District: 16

		<u>Filings</u>	<u>Hearings</u>	<u>Transactions</u>	<u>Concluded</u>	<u>Cont</u>
Adult						
Non-Family Abuse Prot Order	AP	1	1	1	1	-
Capias	CA	0	6	6	6	-
Felony	CF	1	3	3	1	2
Misdemeanor	CM	10	27	27	10	17
Family Abuse - Prot Order	FP	1	2	2	1	1
Motion - Prot Order	MP	2	2	2	1	1
Show Cause	SC	2	16	16	8	8
Civil Support	VS	6	23	23	9	14
Adult Total		23	80	80	37	43
Juvenile						
Child in Need of Services	CS	1	1	1	1	-
Custody Visitation	CV	48	127	127	35	92
Felony	DF	0	2	2	2	-
Misdemeanor	DM	4	9	9	2	7
Motion - Prot Order	MP	1	1	1	1	-
Permanency	PH	5	5	5	5	-
Status	ST	0	2	2	2	-
Traffic	T	1	0	1	1	-
Juvenile Total		60	147	148	49	99
Greene Totals		83	227	228	86	142

Calendared Filings					
	M	T	W	R	F
Week 1					
Week 2					
Week 3					
Week 4					
Week 5					

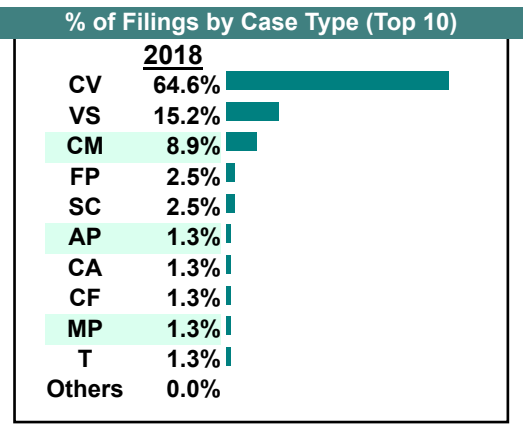
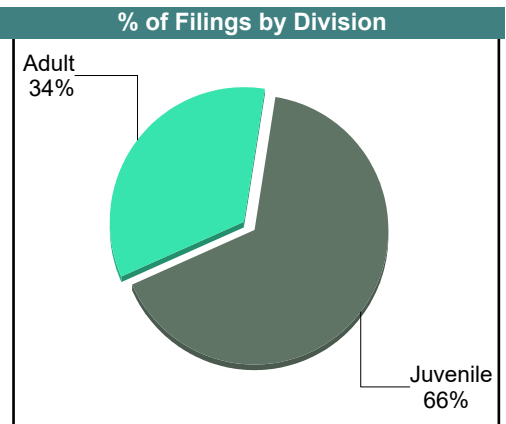



CASELOAD STATISTICS OF THE JUVENILE & DOMESTIC RELATIONS COURTS

July 2018

Greene
District: 16

		<u>Filings</u>	<u>Hearings</u>	<u>Transactions</u>	<u>Concluded</u>	<u>Cont</u>
Adult						
Non-Family Abuse Prot Order	AP	1	2	2	0	2
Capias	CA	1	4	4	2	2
Felony	CF	1	3	3	0	3
Misdemeanor	CM	7	19	19	4	15
Family Abuse - Prot Order	FP	2	4	4	1	3
Motion - Prot Order	MP	1	1	1	1	-
Show Cause	SC	2	21	21	10	11
Civil Support	VS	12	15	15	9	6
Adult Total		27	69	69	27	42
Juvenile						
Capias	CA	0	2	2	1	1
Child in Need of Services	CS	0	2	2	2	-
Custody Visitation	CV	51	82	82	32	50
Felony	DF	0	5	5	0	5
Misdemeanor	DM	0	14	14	3	11
Family Abuse - Prot Order	FP	0	1	1	1	-
Traffic	T	1	7	8	8	-
Truancy	TR	0	2	2	2	-
Juvenile Total		52	115	116	49	67
Greene Totals		79	184	185	76	109

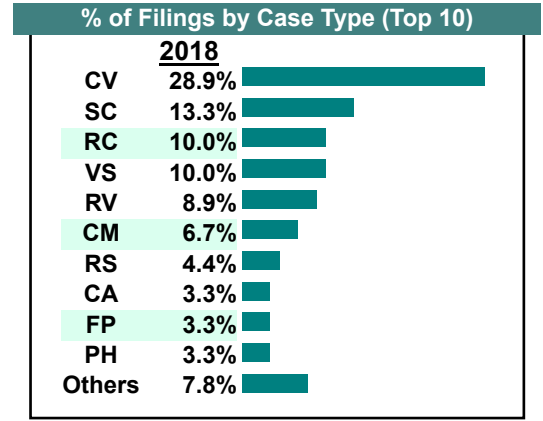
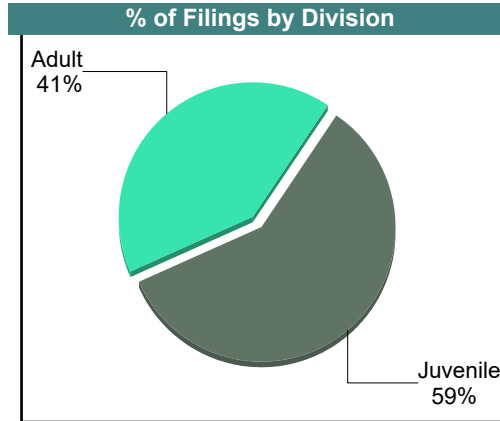
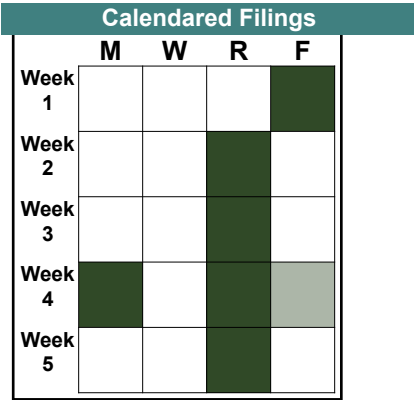


CASELOAD STATISTICS OF THE JUVENILE & DOMESTIC RELATIONS COURTS

June 2018

Greene
District: 16

		<u>Filings</u>	<u>Hearings</u>	<u>Transactions</u>	<u>Concluded</u>	<u>Cont</u>
<u>Adult</u>						
Capias	CA	2	6	6	2	4
Felony	CF	0	6	6	2	4
Misdemeanor	CM	6	20	20	6	14
Family Abuse - Prot Order	FP	3	6	6	2	3
Violation of PO	PV	1	1	1	1	-
Remand Support	RS	4	4	4	4	-
Show Cause	SC	12	23	23	5	18
Civil Support	VS	9	15	15	8	7
Adult Total		37	81	81	30	50
<u>Juvenile</u>						
Capias	CA	1	1	1	0	1
Child in Need of Services	CS	0	6	6	4	2
Custody Visitation	CV	26	98	98	33	65
Felony	DF	0	3	3	2	1
Misdemeanor	DM	1	12	12	6	6
Permanency	PH	3	3	3	3	-
Petition	PT	1	1	1	1	-
Remand Custody	RC	9	9	9	9	-
Remand Visitation	RV	8	8	8	8	-
Traffic	T	3	7	7	3	4
Truancy	TR	1	2	2	0	2
Juvenile Total		53	150	150	69	81
Greene Totals		90	231	231	99	131



CASELOAD STATISTICS OF THE JUVENILE & DOMESTIC RELATIONS COURTS

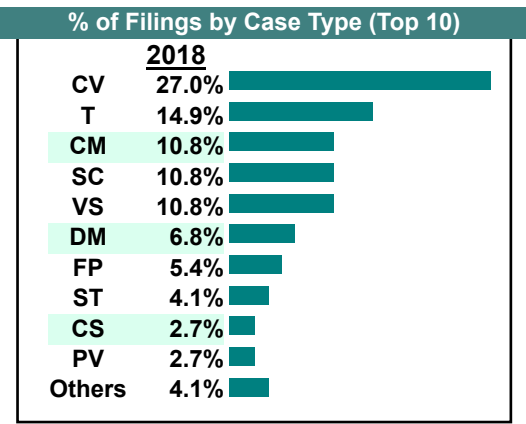
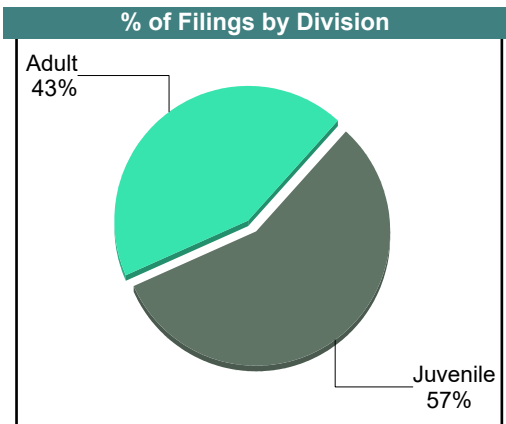
May 2018

Greene

District: 16

		<u>Filings</u>	<u>Hearings</u>	<u>Transactions</u>	<u>Concluded</u>	<u>Cont</u>
Adult						
Capias	CA	1	6	6	3	3
Felony	CF	1	5	5	2	3
Misdemeanor	CM	8	22	22	9	13
Family Abuse - Prot Order	FP	4	9	9	5	4
Violation of PO	PV	2	2	2	2	-
Show Cause	SC	8	21	21	9	12
Civil Support	VS	8	20	20	9	11
Adult Total		32	85	85	39	46
Juvenile						
Custody Relief	CR	1	1	1	1	-
Child in Need of Services	CS	2	8	8	1	7
Custody Visitation	CV	20	101	101	37	64
Felony	DF	0	5	5	0	5
Misdemeanor	DM	5	20	20	6	14
Family Abuse - Prot Order	FP	0	2	2	0	2
Status	ST	3	4	4	4	-
Traffic	T	11	13	13	6	7
Truancy	TR	0	3	3	1	2
Juvenile Total		42	157	157	56	101
Greene Totals		74	242	242	95	147

Calendared Filings					
	M	T	W	R	F
Week 1					
Week 2					
Week 3					
Week 4					

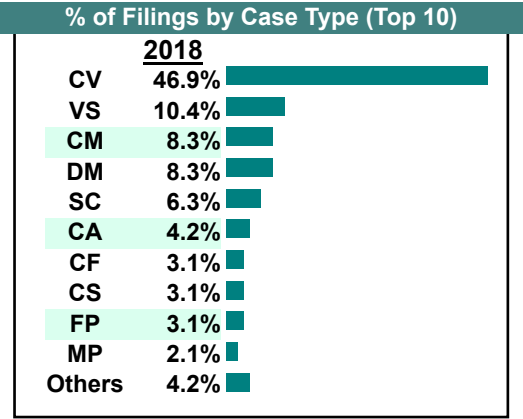
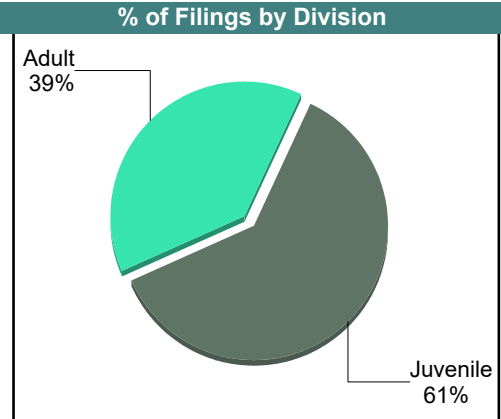
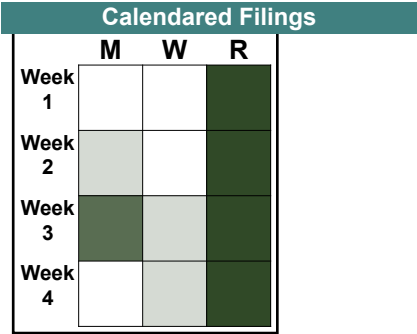


CASELOAD STATISTICS OF THE JUVENILE & DOMESTIC RELATIONS COURTS

April 2018

Greene
District: 16

		<u>Filings</u>	<u>Hearings</u>	<u>Transactions</u>	<u>Concluded</u>	<u>Cont</u>
<u>Adult</u>						
Capias	CA	4	11	11	5	6
Felony	CF	3	5	5	0	5
Misdemeanor	CM	8	24	24	9	15
Family Abuse - Prot Order	FP	3	8	8	2	6
Motion - Prot Order	MP	2	3	3	2	1
Violation of PO	PV	1	1	1	1	-
Show Cause	SC	6	20	20	8	12
Civil Support	VS	10	22	22	6	16
Adult Total		37	94	94	33	61
<u>Juvenile</u>						
Child in Need of Services	CS	3	4	4	1	3
Custody Visitation	CV	45	99	99	45	54
Felony	DF	0	3	3	0	3
Misdemeanor	DM	8	21	21	8	13
Family Abuse - Prot Order	FP	0	1	1	0	1
Status	ST	0	1	1	1	-
Traffic	T	2	2	3	3	-
Truancy	TR	1	3	3	0	3
Juvenile Total		59	134	135	58	77
Greene Totals		96	228	229	91	138

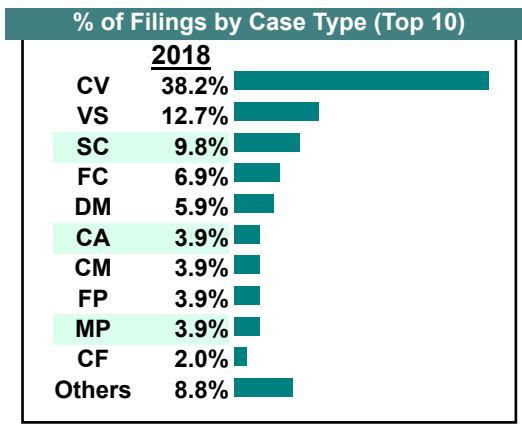
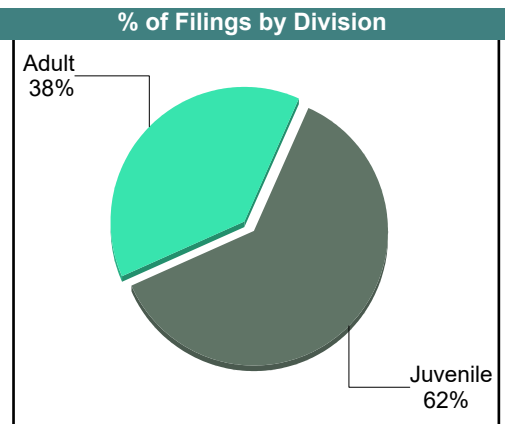



CASELOAD STATISTICS OF THE JUVENILE & DOMESTIC RELATIONS COURTS

March 2018

Greene
District: 16

		Filings	Hearings	Transactions	Concluded	Cont
Adult						
Capias	CA	4	4	4	0	4
Felony	CF	2	4	4	1	3
Misdemeanor	CM	4	14	14	1	13
Family Abuse - Prot Order	FP	4	9	9	5	4
Motion - Prot Order	MP	2	2	2	2	-
Show Cause	SC	10	28	28	12	16
Civil Support	VS	13	24	24	14	10
Adult Total		39	85	85	35	50
Juvenile						
Child in Need of Services	CS	0	4	4	1	3
Custody Visitation	CV	39	105	105	37	68
Felony	DF	0	4	4	0	4
Misdemeanor	DM	6	25	25	6	19
Foster Care Review	FC	7	7	7	7	-
Family Abuse - Prot Order	FP	0	1	1	0	1
Motion - Prot Order	MP	2	2	2	2	-
Petition	PT	0	1	1	1	-
Remand Custody	RC	2	2	2	2	-
Remand Visitation	RV	2	2	2	2	-
Status	ST	1	7	7	3	4
Traffic	T	2	4	4	2	2
Term Parental Rights	TP	1	1	1	1	-
Truancy	TR	1	3	3	1	2
Juvenile Total		63	168	168	65	103
Greene Totals		102	253	253	100	153



CASELOAD STATISTICS OF THE JUVENILE & DOMESTIC RELATIONS COURTS

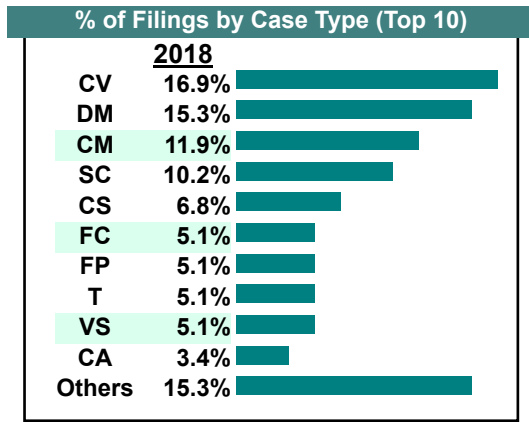
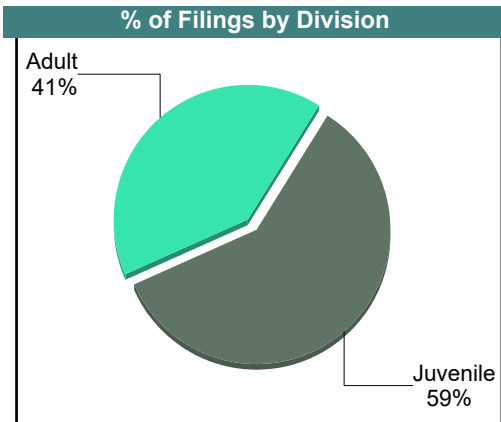
February 2018

Greene

District: 16

		<u>Filings</u>	<u>Hearings</u>	<u>Transactions</u>	<u>Concluded</u>	<u>Cont</u>
<u>Adult</u>						
Capias	CA	2	3	3	2	1
Felony	CF	1	11	11	7	4
Misdemeanor	CM	7	24	24	13	11
Family Abuse - Prot Order	FP	3	7	7	4	3
Motion - Prot Order	MP	2	2	2	2	-
Show Cause	SC	6	11	11	5	6
Civil Support	VS	3	6	6	3	3
Adult Total		24	64	64	36	28
<u>Juvenile</u>						
Child in Need of Services	CS	4	6	6	1	5
Custody Visitation	CV	10	96	96	53	43
Felony	DF	2	4	4	2	2
Misdemeanor	DM	9	13	13	2	11
Foster Care Review	FC	3	6	6	3	3
Petition	PT	1	1	1	0	1
Show Cause	SC	0	1	1	1	-
Status	ST	2	4	4	1	3
Traffic	T	3	3	3	0	3
Truancy	TR	1	2	2	0	2
Juvenile Total		35	136	136	63	73
Greene Totals		59	200	200	99	101

Calendared Filings				
	M	T	W	R
Week 1				
Week 2				
Week 3				
Week 4				

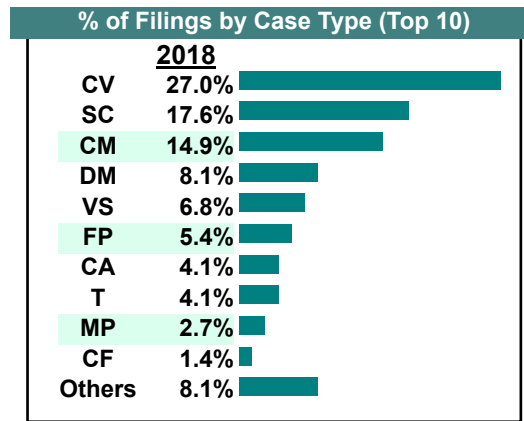
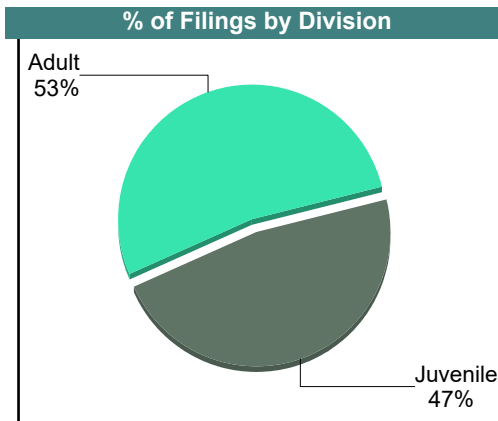



CASELOAD STATISTICS OF THE JUVENILE & DOMESTIC RELATIONS COURTS

January 2018

Greene
District: 16

		<u>Filings</u>	<u>Hearings</u>	<u>Transactions</u>	<u>Concluded</u>	<u>Cont</u>
<u>Adult</u>						
Capias	CA	3	7	7	4	3
Felony	CF	1	9	9	1	8
Misdemeanor	CM	11	33	33	9	24
Family Abuse - Prot Order	FP	3	8	8	5	3
Motion - Prot Order	MP	2	2	2	2	-
Remand Support	RS	1	1	1	1	-
Show Cause	SC	13	28	28	12	16
Civil Support	VS	5	13	13	6	7
Adult Total		39	101	101	40	61
<u>Juvenile</u>						
Child in Need of Services	CS	1	4	4	3	1
Custody Visitation	CV	20	117	117	23	94
Felony	DF	1	9	9	3	6
Misdemeanor	DM	6	19	19	6	13
Family Abuse - Prot Order	FP	1	1	1	0	1
Initial Foster Care	IF	1	1	1	1	-
Remand Custody	RC	1	1	1	1	-
Remand Visitation	RV	1	1	1	1	-
Show Cause	SC	0	1	1	1	-
Status	ST	0	1	1	0	1
Traffic	T	3	2	4	4	-
Truancy	TR	0	5	5	3	2
Juvenile Total		35	162	164	46	118
Greene Totals		74	263	265	86	179

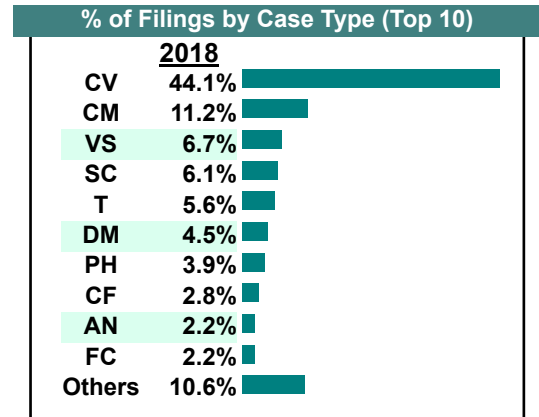
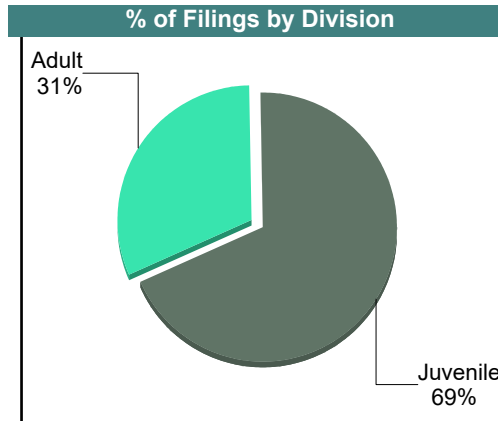
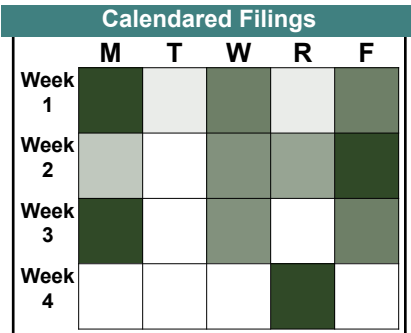


CASELOAD STATISTICS OF THE JUVENILE & DOMESTIC RELATIONS COURTS

December 2018

Louisa
District: 16

		<u>Filings</u>	<u>Hearings</u>	<u>Transactions</u>	<u>Concluded</u>	<u>Cont</u>
<u>Adult</u>						
Capias	CA	3	18	18	12	6
Felony	CF	5	16	16	7	9
Misdemeanor	CM	20	53	53	21	32
Family Abuse - Prot Order	FP	4	7	7	2	5
Violation of PO	PV	1	1	1	1	-
Show Cause	SC	11	36	36	19	17
Civil Support	VS	12	21	21	9	12
Adult Total		56	152	152	71	81
<u>Juvenile</u>						
Abuse or Neglect	AN	4	12	12	2	10
Child in Need of Services	CS	3	6	6	6	-
Custody Visitation	CV	79	207	207	106	101
Felony	DF	1	12	12	0	12
Misdemeanor	DM	8	35	35	5	30
Foster Care Review	FC	4	4	4	4	-
Initial Foster Care	IF	2	2	2	2	-
Permanency	PH	7	7	7	7	-
Petition	PT	2	3	3	1	2
Status	ST	0	1	1	0	1
Traffic	T	10	11	11	7	4
Term Parental Rights	TP	2	2	2	2	-
Truancy	TR	1	1	1	0	1
Juvenile Total		123	303	303	142	161
Louisa Totals		179	455	455	213	242

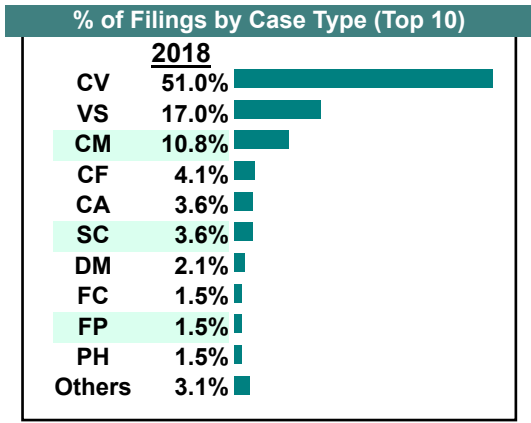
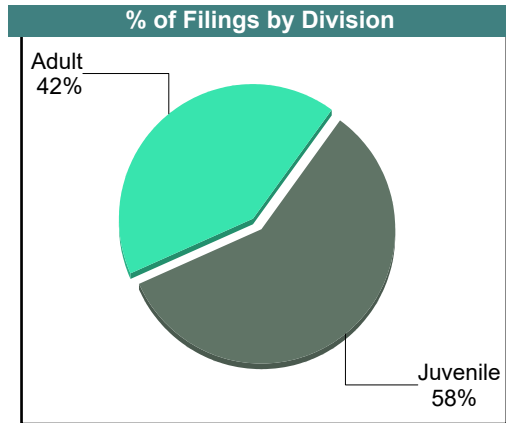



CASELOAD STATISTICS OF THE JUVENILE & DOMESTIC RELATIONS COURTS

November 2018

Louisa
District: 16

		<u>Filings</u>	<u>Hearings</u>	<u>Transactions</u>	<u>Concluded</u>	<u>Cont</u>
<u>Adult</u>						
Capias	CA	7	17	17	6	11
Felony	CF	8	16	16	12	4
Misdemeanor	CM	21	48	48	16	32
Family Abuse - Prot Order	FP	3	5	5	2	3
Violation of PO	PV	1	1	1	1	-
Show Cause	SC	7	63	63	19	44
SL/Other	SL	1	1	1	0	1
Civil Support	VS	33	62	62	18	44
Adult Total		81	213	213	74	139
<u>Juvenile</u>						
Abuse or Neglect	AN	0	2	2	0	2
Non-Family Abuse Prot Order	AP	0	1	1	0	1
Child in Need of Services	CS	1	1	1	0	1
Custody Visitation	CV	99	206	206	106	100
Felony	DF	1	14	14	4	10
Misdemeanor	DM	4	32	32	7	25
Foster Care Review	FC	3	3	3	3	-
Permanency	PH	3	3	3	3	-
Petition	PT	0	2	2	0	2
Traffic	T	2	7	7	6	1
Truancy	TR	0	1	1	0	1
Juvenile Total		113	272	272	129	143
Louisa Totals		194	485	485	203	282



CASELOAD STATISTICS OF THE JUVENILE & DOMESTIC RELATIONS COURTS

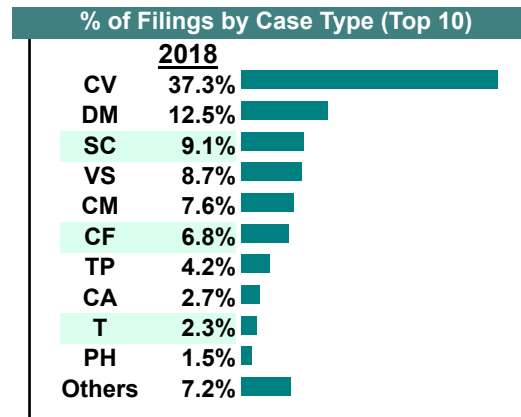
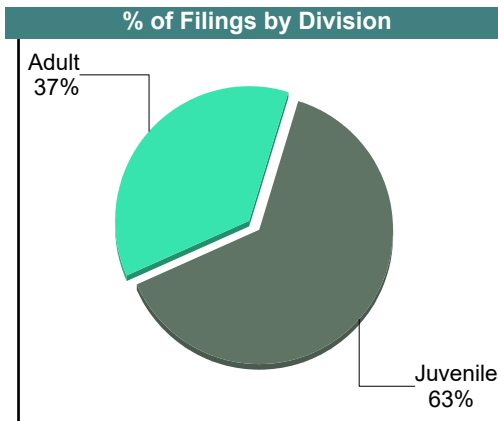

October 2018

Louisa
District: 16

		Filings	Hearings	Transactions	Concluded	Cont
Adult						
Capias	CA	7	18	18	11	7
Felony	CF	18	34	34	16	18
Misdemeanor	CM	20	59	59	26	33
Family Abuse - Prot Order	FP	2	6	6	3	3
Motion - Prot Order	MP	1	1	1	1	-
Show Cause	SC	24	67	67	21	46
SL/Other	SL	1	1	1	1	-
Civil Support	VS	23	46	46	23	23
Adult Total		96	232	232	102	130

Juvenile						
Abuse or Neglect	AN	3	8	8	4	4
Non-Family Abuse Prot Order	AP	1	1	1	0	1
Capias	CA	0	1	1	1	-
Custody Visitation	CV	98	309	309	107	202
Felony	DF	3	15	15	2	13
Misdemeanor	DM	33	54	54	9	45
Entrustment	ET	1	1	1	1	-
Initial Foster Care	IF	3	3	3	3	-
Permanency	PH	4	4	4	4	-
Petition	PT	1	2	2	0	2
Remand Custody	RC	1	1	1	1	-
Status	ST	0	6	6	3	3
Traffic	T	6	11	11	5	6
Term Parental Rights	TP	11	12	12	12	-
Truancy	TR	1	3	3	1	2
Voluntary Continuing Services Agreement	VA	1	1	1	1	-
Juvenile Total		167	432	432	154	278

Louisa Totals		263	664	664	256	408
----------------------	--	------------	------------	------------	------------	------------



CASELOAD STATISTICS OF THE JUVENILE & DOMESTIC RELATIONS COURTS

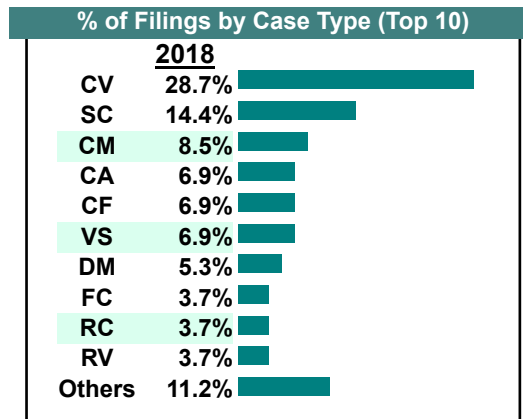
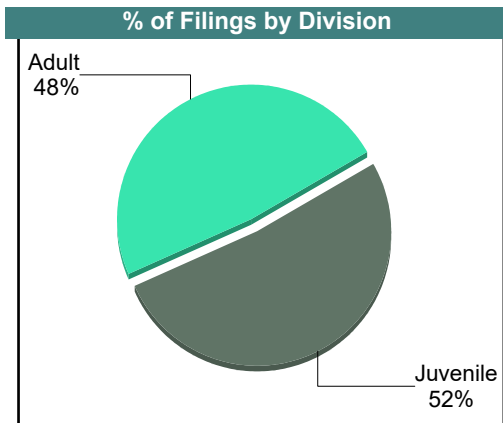
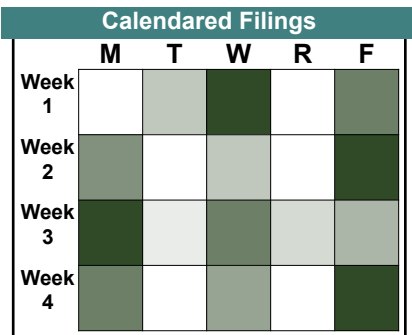
September 2018

Louisa
District: 16

		<u>Filings</u>	<u>Hearings</u>	<u>Transactions</u>	<u>Concluded</u>	<u>Cont</u>
<u>Adult</u>						
Non-Family Abuse Prot Order	AP	1	1	1	1	-
Capias	CA	13	33	33	11	22
Felony	CF	13	38	38	29	9
Misdemeanor	CM	16	65	65	38	27
Family Abuse - Prot Order	FP	2	3	3	2	1
Violation of PO	PV	1	1	1	1	-
Remand Support	RS	3	3	3	3	-
Show Cause	SC	27	72	72	23	49
SL/Other	SL	2	2	2	2	-
Civil Support	VS	13	40	40	17	23
Adult Total		91	258	258	127	131

<u>Juvenile</u>						
Non-Family Abuse Prot Order	AP	1	1	1	1	-
Child in Need of Services	CS	2	5	5	2	3
Custody Visitation	CV	54	180	180	59	121
Felony	DF	2	15	15	3	12
Misdemeanor	DM	10	38	38	8	30
Foster Care Review	FC	7	7	7	7	-
Permanency	PH	2	2	2	2	-
Petition	PT	0	1	1	0	1
Remand Custody	RC	7	7	7	7	-
Remand Visitation	RV	7	7	7	7	-
Show Cause	SC	0	3	3	3	-
Status	ST	0	5	5	4	1
Traffic	T	4	6	6	4	2
Truancy	TR	1	2	2	1	1
Juvenile Total		97	279	279	108	171

Louisa Totals		188	537	537	235	302
----------------------	--	------------	------------	------------	------------	------------

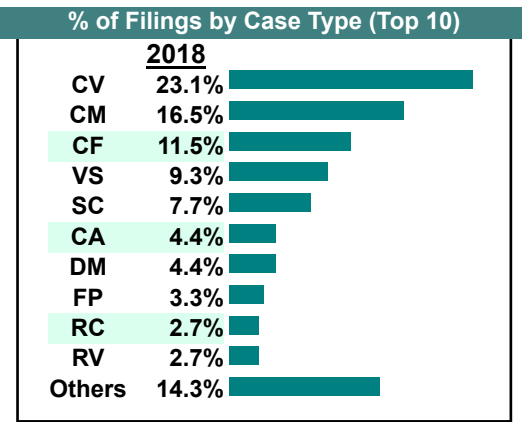
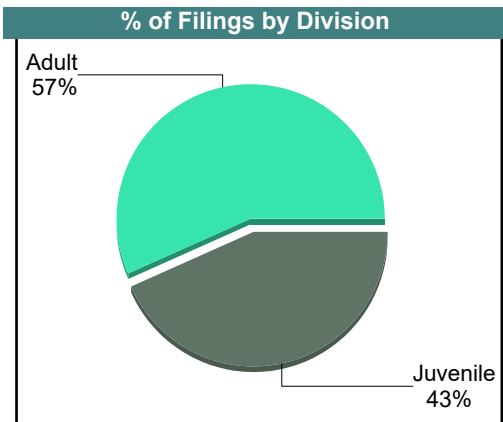



CASELOAD STATISTICS OF THE JUVENILE & DOMESTIC RELATIONS COURTS

August 2018

Louisa
District: 16

		<u>Filings</u>	<u>Hearings</u>	<u>Transactions</u>	<u>Concluded</u>	<u>Cont</u>
Adult						
Capias	CA	7	14	14	6	8
Felony	CF	21	39	39	16	23
Misdemeanor	CM	30	59	59	21	38
Family Abuse - Prot Order	FP	6	14	14	5	9
Motion - Prot Order	MP	1	1	1	1	-
Other	OT	1	2	2	1	1
Violation of PO	PV	3	3	3	3	-
Remand Support	RS	3	3	3	3	-
Show Cause	SC	14	63	63	15	48
Civil Support	VS	17	42	42	20	22
Adult Total		103	240	240	91	149
Juvenile						
Abuse or Neglect	AN	3	6	6	0	6
Non-Family Abuse Prot Order	AP	1	1	1	1	-
Capias	CA	1	1	1	0	1
Child in Need of Services	CS	0	4	4	0	4
Custody Visitation	CV	42	150	150	37	113
Felony	DF	4	20	20	0	20
Misdemeanor	DM	8	33	33	8	25
Foster Care Review	FC	1	1	1	1	-
Initial Foster Care	IF	2	2	2	2	-
Permanency	PH	1	1	1	1	-
Petition	PT	0	1	1	1	-
Remand Custody	RC	5	5	5	5	-
Remand Visitation	RV	5	5	5	5	-
Status	ST	0	3	3	0	3
Traffic	T	4	10	10	4	6
Truancy	TR	1	2	2	0	2
Voluntary Continuing Services Agreement	VA	1	1	1	1	-
Juvenile Total		79	246	246	66	180
Louisa Totals		182	486	486	157	329



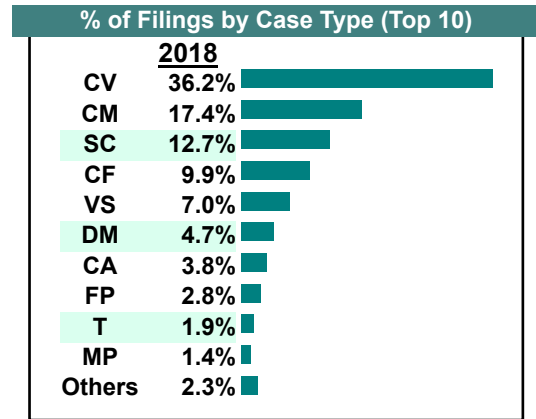
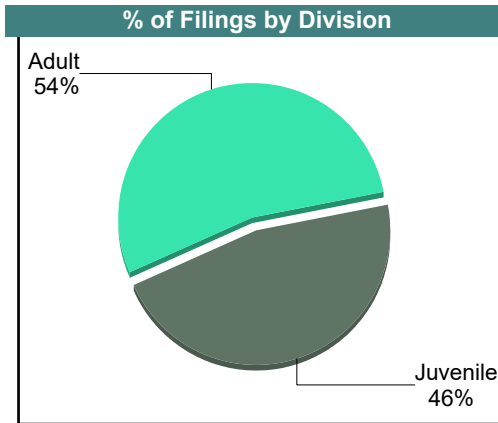

CASELOAD STATISTICS OF THE JUVENILE & DOMESTIC RELATIONS COURTS

July 2018

Louisa

District: 16

		Filings	Hearings	Transactions	Concluded	Cont
Adult						
Capias	CA	7	18	18	4	14
Felony	CF	21	35	35	23	12
Misdemeanor	CM	37	69	69	23	46
Family Abuse - Prot Order	FP	6	10	10	5	5
Violation of PO	PV	1	1	1	1	-
Show Cause	SC	27	74	74	32	42
Civil Support	VS	15	37	37	17	20
Adult Total		114	244	244	105	139
Juvenile						
Capias	CA	1	1	1	1	-
Child in Need of Services	CS	0	2	2	1	1
Custody Visitation	CV	77	185	185	88	97
Felony	DF	0	12	12	1	11
Misdemeanor	DM	10	27	27	6	21
Entrustment	ET	1	1	1	1	-
Motion - Prot Order	MP	3	3	3	3	-
Permanency	PH	1	2	2	2	-
Petition	PT	1	2	2	0	2
Status	ST	1	4	4	1	3
Traffic	T	4	4	4	2	2
Term Parental Rights	TP	0	3	3	2	1
Juvenile Total		99	246	246	108	138
Louisa Totals		213	490	490	213	277

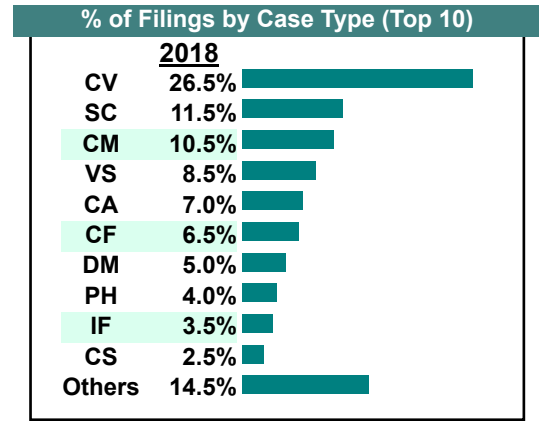
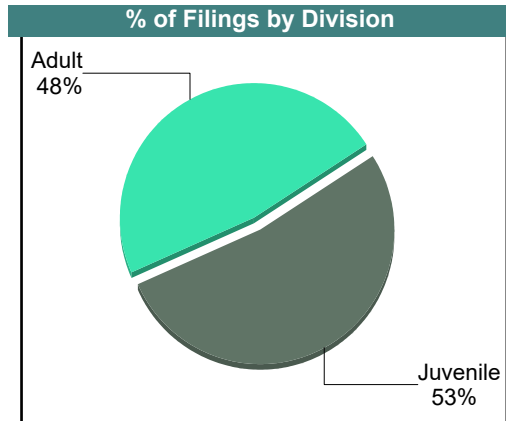



CASELOAD STATISTICS OF THE JUVENILE & DOMESTIC RELATIONS COURTS

June 2018

Louisa
District: 16

		<u>Filings</u>	<u>Hearings</u>	<u>Transactions</u>	<u>Concluded</u>	<u>Cont</u>
<u>Adult</u>						
Capias	CA	13	20	20	9	11
Felony	CF	13	23	23	12	11
Misdemeanor	CM	21	55	55	28	27
Family Abuse - Prot Order	FP	5	11	11	6	5
Motion - Prot Order	MP	1	1	1	1	-
Violation of PO	PV	1	1	1	1	-
Remand Support	RS	1	1	1	1	-
Show Cause	SC	23	69	69	17	52
Civil Support	VS	17	43	43	9	34
Adult Total		95	224	224	84	140
<u>Juvenile</u>						
Abuse or Neglect	AN	0	7	7	7	-
Capias	CA	1	1	1	1	-
Child in Need of Services	CS	5	7	7	3	4
Custody Visitation	CV	53	251	251	52	199
Felony	DF	3	12	12	0	12
Misdemeanor	DM	10	24	24	4	20
Foster Care Review	FC	5	5	5	5	-
Initial Foster Care	IF	7	7	7	7	-
Motion - Prot Order	MP	1	1	1	1	-
Permanency	PH	8	8	8	7	1
Petition	PT	0	1	1	0	1
Remand Custody	RC	2	2	2	2	-
Remand Visitation	RV	2	2	2	2	-
Status	ST	3	8	8	2	6
Traffic	T	2	2	2	0	2
Term Parental Rights	TP	2	7	7	4	3
Truancy	TR	1	1	1	0	1
Juvenile Total		105	346	346	97	249
Louisa Totals		200	570	570	181	389



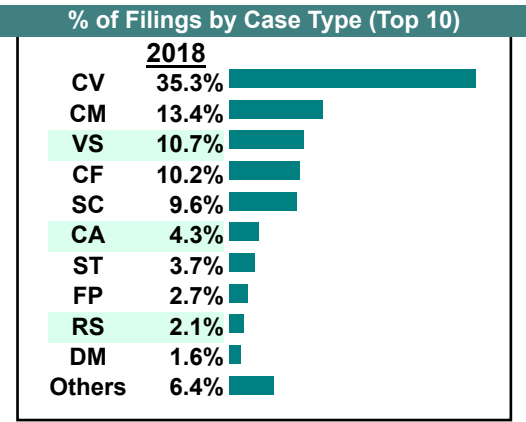
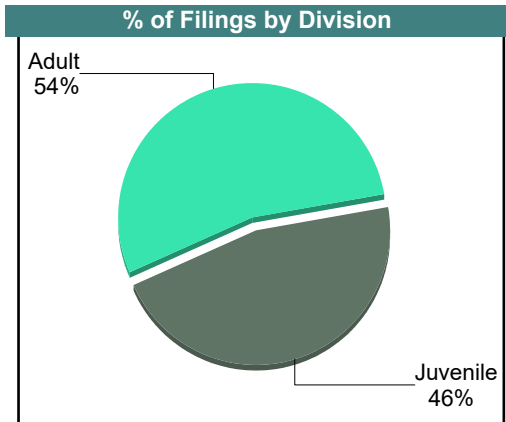
CASELOAD STATISTICS OF THE JUVENILE & DOMESTIC RELATIONS COURTS

May 2018

Louisa
District: 16

		<u>Filings</u>	<u>Hearings</u>	<u>Transactions</u>	<u>Concluded</u>	<u>Cont</u>
Adult						
Capias	CA	8	19	19	6	13
Felony	CF	19	28	28	13	15
Misdemeanor	CM	25	46	46	15	31
Family Abuse - Prot Order	FP	4	6	6	2	4
Motion - Prot Order	MP	2	2	2	2	-
Violation of PO	PV	1	1	1	1	-
Remand Support	RS	4	4	4	4	-
Show Cause	SC	18	59	59	15	44
Civil Support	VS	20	46	46	10	36
Adult Total		101	211	211	68	143
Juvenile						
Abuse or Neglect	AN	0	7	7	0	7
Child in Need of Services	CS	1	1	1	0	1
Custody Visitation	CV	66	264	264	90	174
Felony	DF	0	14	14	2	12
Misdemeanor	DM	3	21	21	2	19
Foster Care Review	FC	1	1	1	1	-
Family Abuse - Prot Order	FP	1	1	1	1	-
Motion - Prot Order	MP	1	1	1	1	-
Remand Custody	RC	2	2	2	2	-
Remand Visitation	RV	2	2	2	2	-
Show Cause	SC	0	1	1	1	-
Status	ST	7	8	8	0	8
Traffic	T	2	2	3	1	2
Juvenile Total		86	325	326	103	223
Louisa Totals		187	536	537	171	366

Calendared Filings					
	M	T	W	R	F
Week 1					
Week 2					
Week 3					
Week 4					
Week 5					

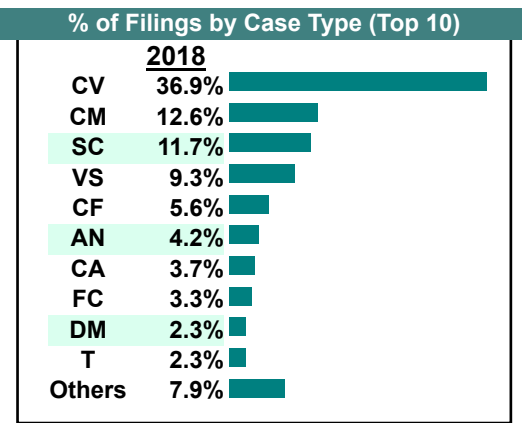
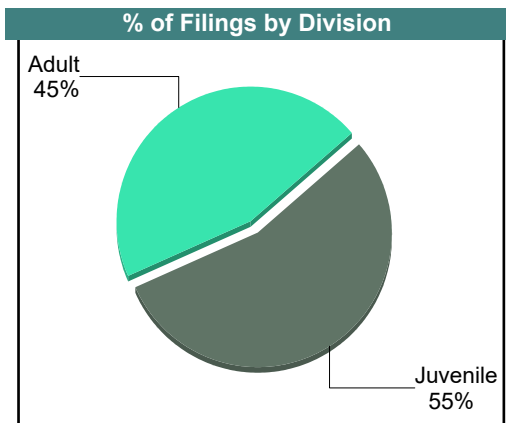



CASELOAD STATISTICS OF THE JUVENILE & DOMESTIC RELATIONS COURTS

April 2018

Louisa
District: 16

		<u>Filings</u>	<u>Hearings</u>	<u>Transactions</u>	<u>Concluded</u>	<u>Cont</u>
<u>Adult</u>						
Capias	CA	8	23	23	15	8
Felony	CF	12	38	38	23	15
Misdemeanor	CM	27	60	60	23	37
Family Abuse - Prot Order	FP	3	7	7	4	3
Motion - Prot Order	MP	1	1	1	1	-
Remand Support	RS	1	1	1	1	-
Show Cause	SC	25	91	91	28	63
SL/Other	SL	0	1	1	1	-
Civil Support	VS	20	37	37	16	21
Adult Total		97	259	259	112	147
<u>Juvenile</u>						
Abuse or Neglect	AN	9	16	16	2	14
Child in Need of Services	CS	1	3	3	1	2
Custody Visitation	CV	79	209	209	67	142
Felony	DF	0	23	23	3	20
Misdemeanor	DM	5	27	27	5	22
Foster Care Review	FC	7	7	7	7	-
Motion - Prot Order	MP	1	1	1	1	-
Permanency	PH	2	2	2	2	-
Petition	PT	0	3	3	3	-
Remand Custody	RC	1	1	1	1	-
Remand Visitation	RV	1	1	1	1	-
Show Cause	SC	0	2	2	0	2
Traffic	T	5	8	8	5	3
Term Parental Rights	TP	5	5	5	0	5
Truancy	TR	0	1	1	1	-
Voluntary Continuing Services Agreement	VA	1	3	3	3	-
Juvenile Total		117	312	312	102	210
Louisa Totals		214	571	571	214	357

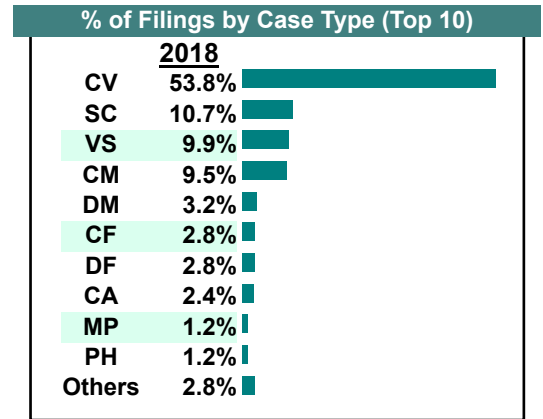
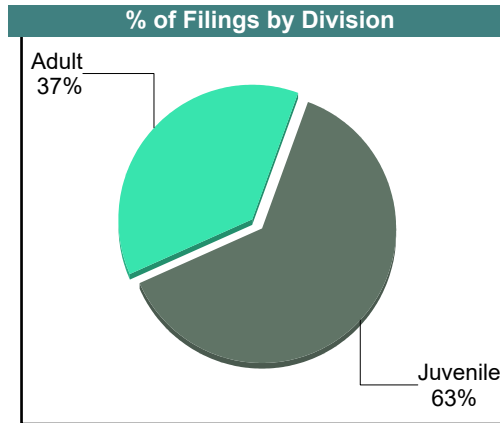



CASELOAD STATISTICS OF THE JUVENILE & DOMESTIC RELATIONS COURTS

March 2018

Louisa
District: 16

		Filings	Hearings	Transactions	Concluded	Cont
Adult						
Capias	CA	6	17	17	5	12
Felony	CF	7	26	26	7	19
Misdemeanor	CM	24	72	72	24	48
Family Abuse - Prot Order	FP	1	8	8	4	4
Motion - Prot Order	MP	3	3	3	3	-
Violation of PO	PV	1	1	1	1	-
Show Cause	SC	27	67	67	14	53
Civil Support	VS	25	50	50	23	27
Adult Total		94	244	244	81	163
Juvenile						
Abuse or Neglect	AN	0	1	1	1	-
Child in Need of Services	CS	0	1	1	0	1
Custody Visitation	CV	136	224	224	88	136
Felony	DF	7	12	12	0	12
Misdemeanor	DM	8	19	19	2	17
Initial Foster Care	IF	1	1	1	1	-
Permanency	PH	3	3	3	3	-
Petition	PT	1	1	1	0	1
Status	ST	0	1	1	0	1
Traffic	T	2	3	3	1	2
Voluntary Continuing Services Agreement	VA	1	1	1	0	1
Juvenile Total		159	267	267	96	171
Louisa Totals		253	511	511	177	334



CASELOAD STATISTICS OF THE JUVENILE & DOMESTIC RELATIONS COURTS

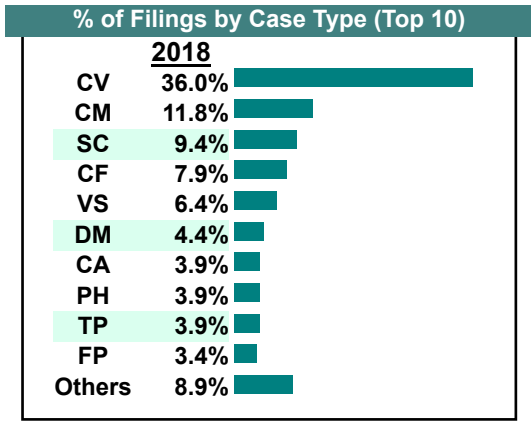
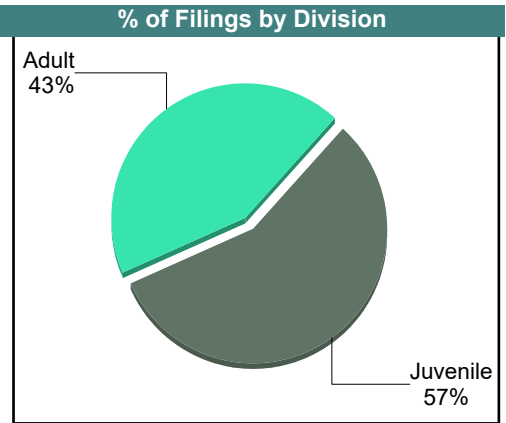

February 2018

Louisa
District: 16

		<u>Filings</u>	<u>Hearings</u>	<u>Transactions</u>	<u>Concluded</u>	<u>Cont</u>
<u>Adult</u>						
Capias	CA	8	15	15	4	11
Felony	CF	16	41	41	16	25
Misdemeanor	CM	24	68	68	28	40
Family Abuse - Prot Order	FP	7	15	15	5	10
Motion - Prot Order	MP	1	1	1	1	-
Remand Support	RS	1	1	1	1	-
Show Cause	SC	18	59	59	15	44
Civil Support	VS	13	29	29	13	16
Adult Total		88	229	229	83	146

<u>Juvenile</u>						
Abuse or Neglect	AN	1	2	2	1	1
Child in Need of Services	CS	0	5	5	4	1
Custody Visitation	CV	73	201	201	76	125
Felony	DF	3	14	14	1	13
Misdemeanor	DM	9	31	31	6	25
Entrustment	ET	2	2	2	2	-
Foster Care Review	FC	5	5	5	5	-
Family Abuse - Prot Order	FP	0	1	1	1	-
Motion - Prot Order	MP	1	1	1	1	-
Permanency	PH	8	8	8	8	-
Petition	PT	1	1	1	0	1
Show Cause	SC	1	1	1	0	1
Status	ST	0	1	1	0	1
Traffic	T	3	4	4	2	2
Term Parental Rights	TP	8	8	8	8	-
Truancy	TR	0	1	1	0	1
Juvenile Total		115	286	286	115	171

Louisa Totals		203	515	515	198	317
----------------------	--	------------	------------	------------	------------	------------



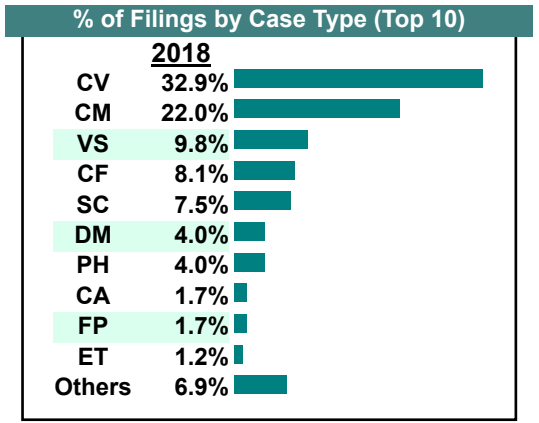
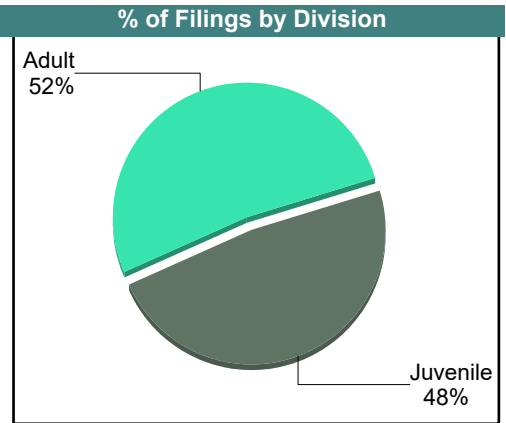
CASELOAD STATISTICS OF THE JUVENILE & DOMESTIC RELATIONS COURTS

January 2018

Louisa
District: 16

		<u>Filings</u>	<u>Hearings</u>	<u>Transactions</u>	<u>Concluded</u>	<u>Cont</u>
Adult						
Non-Family Abuse Prot Order	AP	0	1	1	1	-
Capias	CA	3	4	4	1	3
Felony	CF	14	35	35	13	22
Misdemeanor	CM	38	67	67	22	45
Family Abuse - Prot Order	FP	3	7	7	3	4
Violation of PO	PV	1	1	1	1	-
Show Cause	SC	13	54	54	17	37
SL/Other	SL	1	1	1	0	1
Civil Support	VS	17	37	37	21	16
Adult Total		90	207	207	79	128
Juvenile						
Abuse or Neglect	AN	1	6	6	4	2
Child in Need of Services	CS	0	4	4	2	2
Custody Visitation	CV	57	181	181	59	122
Felony	DF	1	6	6	0	6
Misdemeanor	DM	7	16	16	2	14
Entrustment	ET	2	2	2	2	-
Initial Foster Care	IF	2	2	2	2	-
Permanency	PH	7	7	7	7	-
Petition	PT	0	3	3	0	3
Status	ST	1	2	2	1	1
Traffic	T	2	4	4	4	-
Term Parental Rights	TP	2	2	2	2	-
Truancy	TR	0	2	2	1	1
Voluntary Continuing Services Agreement	VA	1	1	1	1	-
Juvenile Total		83	238	238	87	151
Louisa Totals		173	445	445	166	279

	M	T	W	R	F
Week 1					
Week 2					
Week 3					
Week 4					
Week 5					



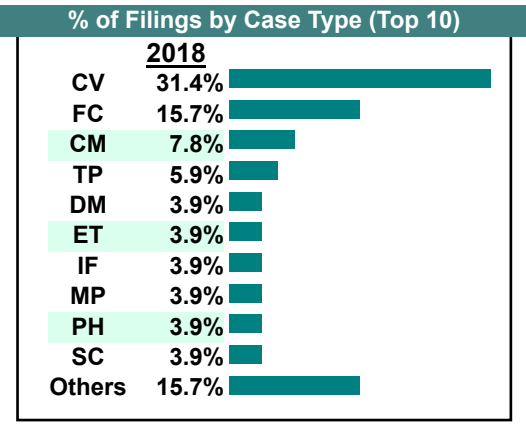
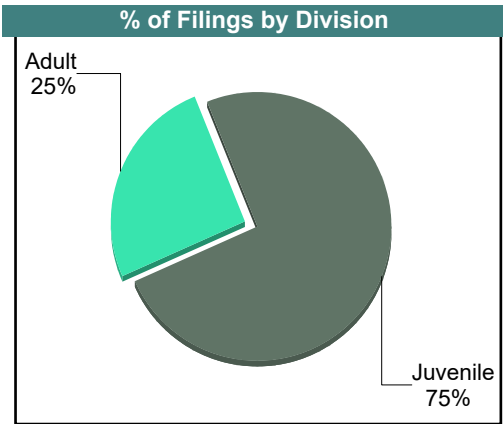
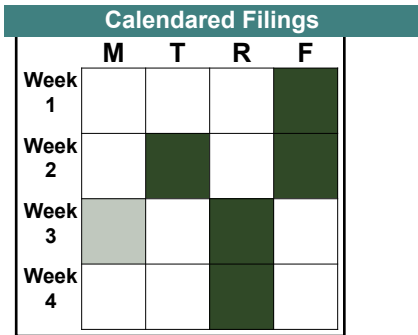
CASELOAD STATISTICS OF THE JUVENILE & DOMESTIC RELATIONS COURTS

Madison

District: 16

December 2018

		Filings	Hearings	Transactions	Concluded	Cont
Adult						
Capias	CA	1	6	6	1	5
Felony	CF	1	6	6	1	5
Misdemeanor	CM	4	9	9	1	8
Family Abuse - Prot Order	FP	1	2	2	1	1
Motion - Prot Order	MP	2	2	2	1	1
Show Cause	SC	2	12	12	5	7
Civil Support	VS	2	9	9	4	5
Adult Total		13	46	46	14	32
Juvenile						
Abuse or Neglect	AN	1	4	4	1	3
Non-Family Abuse Prot Order	AP	1	1	1	0	1
Capias	CA	0	1	1	1	-
Child in Need of Services	CS	0	4	4	2	2
Custody Visitation	CV	16	46	46	9	33
Felony	DF	1	3	3	1	2
Misdemeanor	DM	2	11	11	3	6
Entrustment	ET	2	2	2	2	-
Foster Care Review	FC	8	8	8	8	-
Initial Foster Care	IF	2	2	2	2	-
Motion - Prot Order	MP	0	2	2	0	2
Permanency	PH	2	2	2	2	-
Status	ST	0	3	3	1	-
Term Parental Rights	TP	3	3	3	3	-
Voluntary Continuing Services Agreement	VA	0	1	1	1	-
Juvenile Total		38	93	93	36	49
Madison Totals		51	139	139	50	81



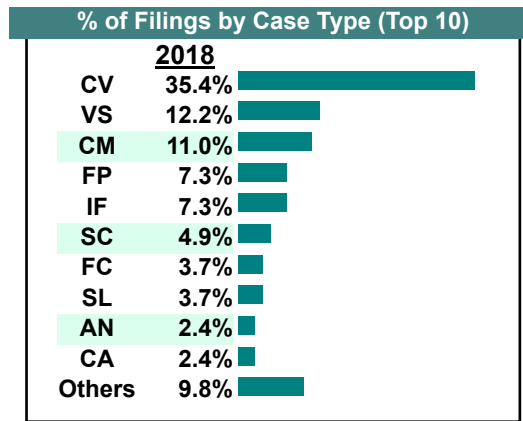
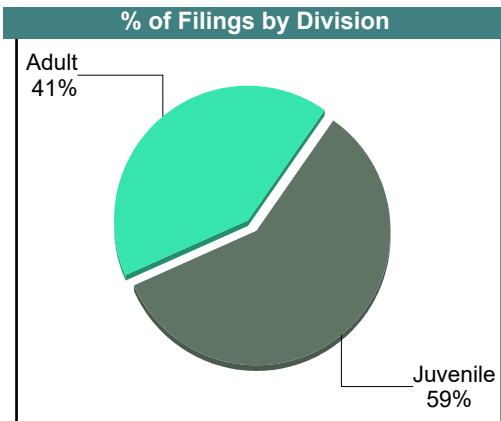

CASELOAD STATISTICS OF THE JUVENILE & DOMESTIC RELATIONS COURTS

November 2018

Madison

District: 16

		<u>Filings</u>	<u>Hearings</u>	<u>Transactions</u>	<u>Concluded</u>	<u>Cont</u>
<u>Adult</u>						
Capias	CA	2	10	10	3	7
Felony	CF	1	6	6	2	4
Misdemeanor	CM	9	17	17	3	14
Family Abuse - Prot Order	FP	5	13	13	6	7
Show Cause	SC	4	14	14	7	7
SL/Other	SL	3	3	3	3	-
Civil Support	VS	10	18	18	11	7
Adult Total		34	81	81	35	46
<u>Juvenile</u>						
Abuse or Neglect	AN	2	11	11	6	5
Child in Need of Services	CS	2	3	3	0	3
Custody Visitation	CV	29	69	69	25	44
Felony	DF	0	2	2	0	2
Misdemeanor	DM	1	6	6	0	6
Foster Care Review	FC	3	3	3	3	-
Family Abuse - Prot Order	FP	1	1	1	1	-
Initial Foster Care	IF	6	6	6	6	-
Permanency	PH	1	1	1	1	-
Petition	PT	1	2	2	1	1
Status	ST	1	2	2	0	2
Truancy	TR	1	1	1	1	-
Voluntary Continuing Services Agreement	VA	0	1	1	0	1
Juvenile Total		48	108	108	44	64
Madison Totals		82	189	189	79	110



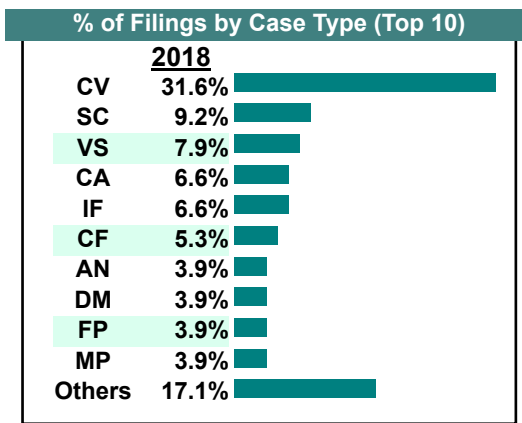
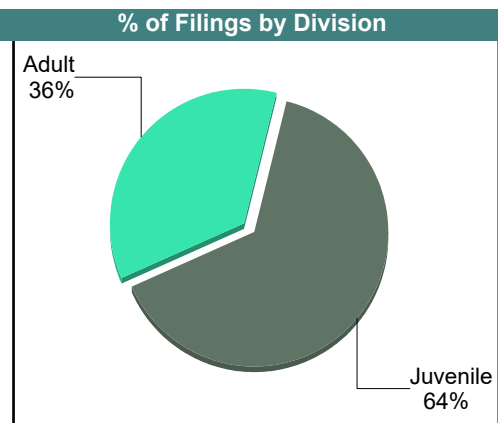

CASELOAD STATISTICS OF THE JUVENILE & DOMESTIC RELATIONS COURTS

October 2018

Madison

District: 16

		<u>Filings</u>	<u>Hearings</u>	<u>Transactions</u>	<u>Concluded</u>	<u>Cont</u>
<u>Adult</u>						
Capias	CA	4	9	9	2	7
Felony	CF	4	16	16	9	7
Misdemeanor	CM	2	12	12	7	5
Family Abuse - Prot Order	FP	3	7	7	2	5
Other	OT	1	1	1	1	-
Show Cause	SC	7	17	17	7	10
Civil Support	VS	6	18	18	12	6
Adult Total		27	80	80	40	40
<u>Juvenile</u>						
Abuse or Neglect	AN	3	21	21	5	16
Capias	CA	1	2	2	0	2
Child in Need of Services	CS	1	1	1	0	1
Custody Visitation	CV	24	51	51	22	29
Felony	DF	1	3	3	0	3
Misdemeanor	DM	3	11	11	2	9
Foster Care Review	FC	2	2	2	2	-
Initial Foster Care	IF	5	5	5	5	-
Motion - Prot Order	MP	3	3	3	1	2
Permanency	PH	3	3	3	3	-
Petition	PT	0	4	4	4	-
Status	ST	2	3	3	1	2
Traffic	T	1	4	4	3	1
Juvenile Total		49	113	113	48	65
Madison Totals		76	193	193	88	105



CASELOAD STATISTICS OF THE JUVENILE & DOMESTIC RELATIONS COURTS

September 2018

Madison

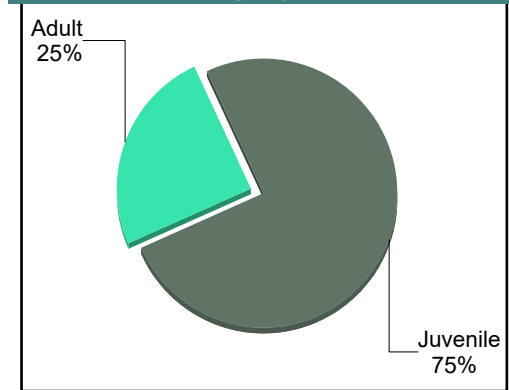
District: 16

		<u>Filings</u>	<u>Hearings</u>	<u>Transactions</u>	<u>Concluded</u>	<u>Cont</u>
<u>Adult</u>						
Capias	CA	0	5	5	0	5
Felony	CF	4	10	10	5	5
Misdemeanor	CM	1	16	16	12	4
Family Abuse - Prot Order	FP	1	1	1	0	1
Show Cause	SC	6	18	18	5	13
SL/Other	SL	1	1	1	1	-
Civil Support	VS	4	13	13	3	10
Adult Total		17	64	64	26	38
<u>Juvenile</u>						
Abuse or Neglect	AN	9	21	21	2	19
Child in Need of Services	CS	1	2	2	1	1
Custody Visitation	CV	18	35	35	16	19
Felony	DF	0	2	2	0	2
Misdemeanor	DM	5	21	21	6	15
Foster Care Review	FC	4	4	4	4	-
Initial Foster Care	IF	7	7	7	7	-
Permanency	PH	4	4	4	4	-
Petition	PT	1	2	2	1	1
Status	ST	0	6	6	3	3
Truancy	TR	1	2	2	2	-
Voluntary Continuing Services Agreement	VA	2	2	2	1	1
Juvenile Total		52	108	108	47	61
Madison Totals		69	172	172	73	99

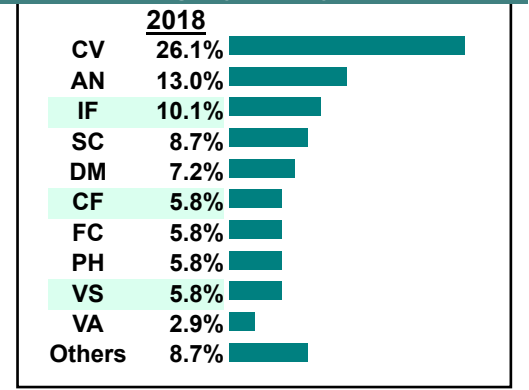
Calendared Filings

	T	R	F
Week 1			
Week 2			
Week 3			
Week 4			

% of Filings by Division



% of Filings by Case Type (Top 10)



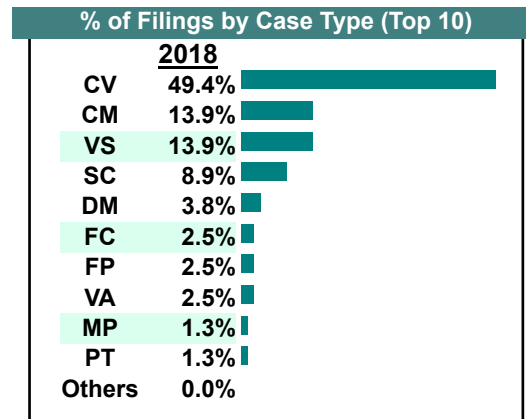
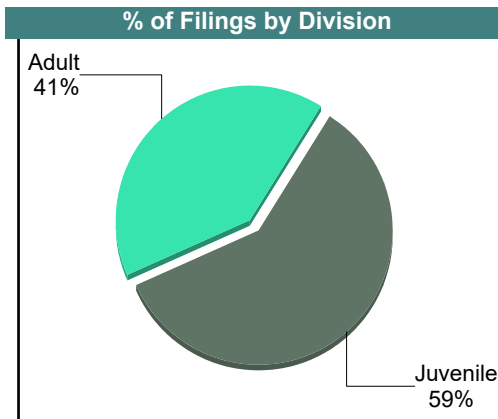
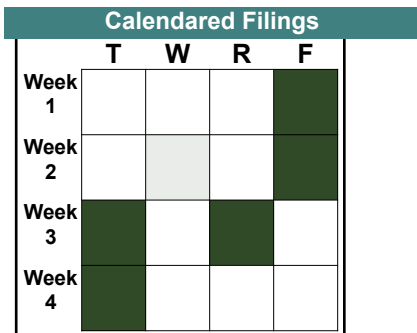
CASELOAD STATISTICS OF THE JUVENILE & DOMESTIC RELATIONS COURTS

August 2018

Madison

District: 16

		<u>Filings</u>	<u>Hearings</u>	<u>Transactions</u>	<u>Concluded</u>	<u>Cont</u>
<u>Adult</u>						
Capias	CA	0	1	1	0	1
Felony	CF	0	5	5	0	5
Misdemeanor	CM	11	24	24	3	21
Family Abuse - Prot Order	FP	2	4	4	2	2
Motion - Prot Order	MP	1	1	1	1	-
Show Cause	SC	7	22	22	10	12
SL/Other	SL	0	1	1	1	-
Civil Support	VS	11	25	25	12	13
Adult Total		32	83	83	29	54
<u>Juvenile</u>						
Abuse or Neglect	AN	0	2	2	0	2
Child in Need of Services	CS	0	1	1	0	1
Custody Visitation	CV	39	84	84	34	50
Felony	DF	0	1	1	0	1
Misdemeanor	DM	3	13	13	3	10
Foster Care Review	FC	2	2	2	2	-
Petition	PT	1	4	4	0	4
Status	ST	0	8	8	3	5
Traffic	T	0	2	2	1	1
Voluntary Continuing Services Agreement	VA	2	2	2	2	-
Juvenile Total		47	119	119	45	74
Madison Totals		79	202	202	74	128



CASELOAD STATISTICS OF THE JUVENILE & DOMESTIC RELATIONS COURTS

July 2018

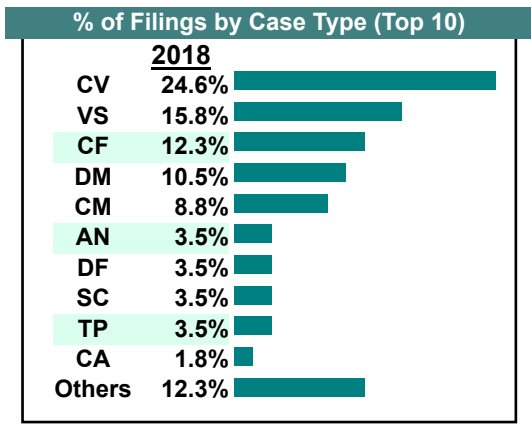
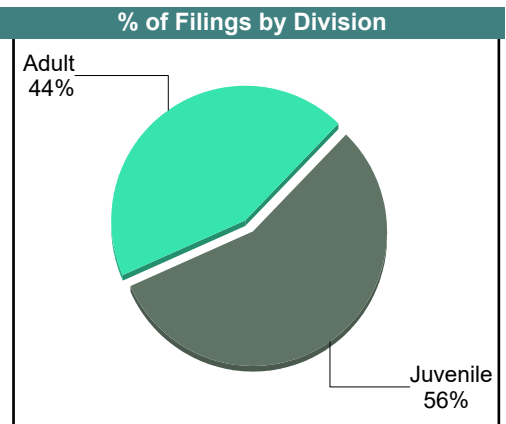
Madison

District: 16

		<u>Filings</u>	<u>Hearings</u>	<u>Transactions</u>	<u>Concluded</u>	<u>Cont</u>
<u>Adult</u>						
Capias	CA	1	2	2	0	2
Felony	CF	7	16	16	5	11
Misdemeanor	CM	5	17	17	9	8
Family Abuse - Prot Order	FP	1	2	2	1	1
Other	OT	0	2	2	2	-
Show Cause	SC	2	17	17	6	11
SL/Other	SL	0	1	1	0	1
Civil Support	VS	9	16	16	8	8
Adult Total		25	73	73	31	42
<u>Juvenile</u>						
Abuse or Neglect	AN	2	10	10	6	4
Child in Need of Services	CS	1	1	1	0	1
Custody Visitation	CV	14	50	50	14	36
Felony	DF	2	3	3	0	3
Misdemeanor	DM	6	13	13	2	11
Foster Care Review	FC	1	1	1	1	-
Initial Foster Care	IF	1	1	1	1	-
Permanency	PH	1	1	1	1	-
Petition	PT	1	2	2	1	1
Child at Risk	RI	0	3	3	3	-
Status	ST	1	8	8	1	7
Traffic	T	0	2	2	0	2
Term Parental Rights	TP	2	4	4	4	-
Truancy	TR	0	1	1	1	-
Juvenile Total		32	100	100	35	65
Madison Totals		57	173	173	66	107

Calendared Filings

	T	R	F
Week 1			
Week 2			
Week 3			
Week 4			



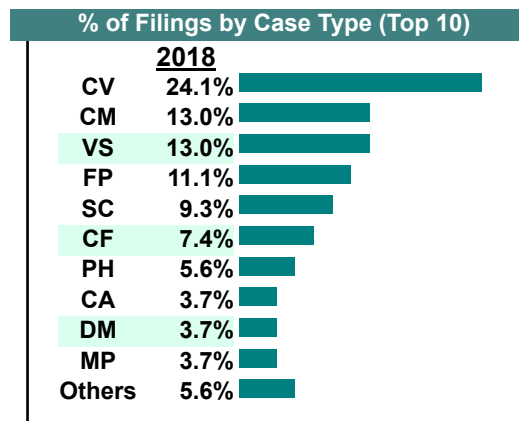
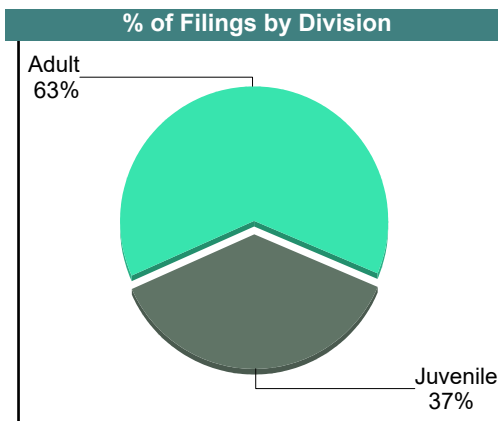

CASELOAD STATISTICS OF THE JUVENILE & DOMESTIC RELATIONS COURTS

June 2018

Madison

District: 16

		<u>Filings</u>	<u>Hearings</u>	<u>Transactions</u>	<u>Concluded</u>	<u>Cont</u>
<u>Adult</u>						
Capias	CA	2	10	10	4	6
Felony	CF	4	11	11	3	8
Misdemeanor	CM	7	23	23	9	14
Family Abuse - Prot Order	FP	6	9	9	7	2
Motion - Prot Order	MP	2	3	3	2	1
Show Cause	SC	5	21	21	3	18
SL/Other	SL	1	1	1	0	1
Civil Support	VS	7	25	25	18	7
Adult Total		34	103	103	46	57
<u>Juvenile</u>						
Abuse or Neglect	AN	0	5	5	0	5
Non-Family Abuse Prot Order	AP	0	1	1	1	-
Child in Need of Services	CS	0	2	2	2	-
Custody Visitation	CV	13	40	40	22	16
Felony	DF	0	3	3	0	3
Misdemeanor	DM	2	12	12	5	7
Foster Care Review	FC	1	1	1	1	-
Permanency	PH	3	3	3	3	-
Petition	PT	1	5	5	2	3
Status	ST	0	8	8	2	6
Traffic	T	0	1	1	1	-
Truancy	TR	0	1	1	0	1
Juvenile Total		20	82	82	39	41
Madison Totals		54	185	185	85	98



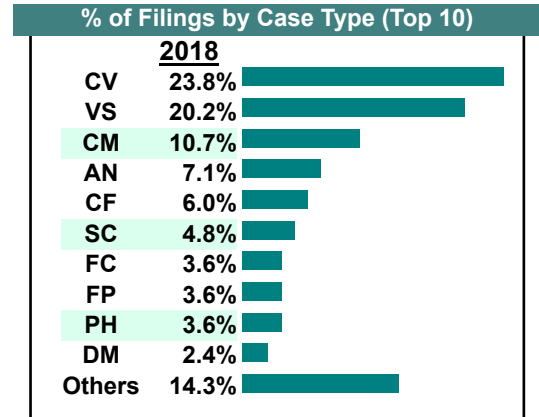
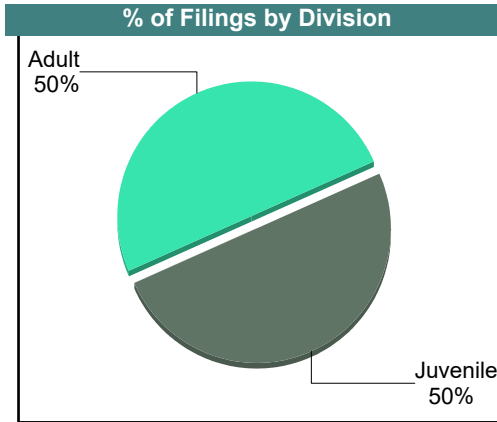

CASELOAD STATISTICS OF THE JUVENILE & DOMESTIC RELATIONS COURTS

May 2018

Madison

District: 16

		<u>Filings</u>	<u>Hearings</u>	<u>Transactions</u>	<u>Concluded</u>	<u>Cont</u>
Adult						
Capias	CA	1	2	2	2	-
Felony	CF	5	12	12	3	9
Misdemeanor	CM	9	16	16	2	14
Family Abuse - Prot Order	FP	3	4	4	3	1
Motion - Prot Order	MP	2	2	2	2	-
Other	OT	1	3	3	1	2
Show Cause	SC	4	19	19	5	14
Civil Support	VS	17	35	35	28	7
Adult Total		42	93	93	46	47
Juvenile						
Abuse or Neglect	AN	6	7	7	0	7
Child in Need of Services	CS	1	1	1	0	1
Custody Visitation	CV	20	58	58	21	37
Felony	DF	1	1	1	0	1
Misdemeanor	DM	2	4	4	1	3
Entrustment	ET	1	1	1	1	-
Foster Care Review	FC	3	3	3	3	-
Permanency	PH	3	5	5	4	1
Petition	PT	1	1	1	0	1
Status	ST	1	2	2	0	2
Traffic	T	1	2	2	0	2
Term Parental Rights	TP	2	5	5	3	2
Truancy	TR	0	2	2	1	1
Juvenile Total		42	92	92	34	58
Madison Totals		84	185	185	80	105



CASELOAD STATISTICS OF THE JUVENILE & DOMESTIC RELATIONS COURTS

Madison

District: 16

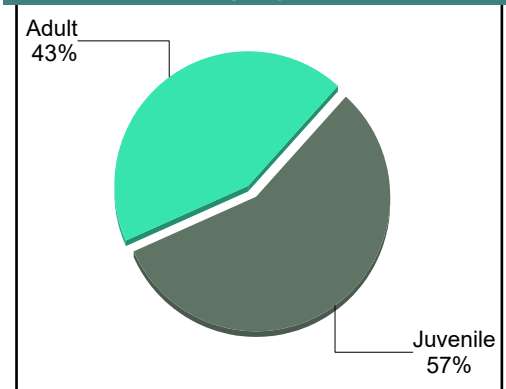
April 2018

		<u>Filings</u>	<u>Hearings</u>	<u>Transactions</u>	<u>Concluded</u>	<u>Cont</u>
<u>Adult</u>						
Capias	CA	2	6	6	0	6
Felony	CF	0	8	8	1	7
Misdemeanor	CM	12	21	21	7	14
Family Abuse - Prot Order	FP	1	3	3	1	2
Other	OT	1	1	1	1	-
Show Cause	SC	4	25	25	8	17
SL/Other	SL	1	1	1	1	-
Civil Support	VS	8	30	30	9	21
Adult Total		29	95	95	28	67
<u>Juvenile</u>						
Abuse or Neglect	AN	0	8	8	8	-
Non-Family Abuse Prot Order	AP	0	1	1	0	1
Child in Need of Services	CS	0	1	1	1	-
Custody Visitation	CV	17	79	79	24	55
Felony	DF	0	1	1	0	1
Misdemeanor	DM	1	11	11	2	9
Foster Care Review	FC	3	3	3	3	-
Initial Foster Care	IF	1	1	1	1	-
Permanency	PH	4	4	4	3	1
Petition	PT	3	3	3	0	3
Child at Risk	RI	3	6	6	0	6
Status	ST	2	12	12	0	12
Traffic	T	2	3	3	1	2
Term Parental Rights	TP	1	1	1	0	1
Truancy	TR	0	1	1	1	-
Voluntary Continuing Services Agreement	VA	1	1	1	1	-
Juvenile Total		38	136	136	45	91
Madison Totals		67	231	231	73	158

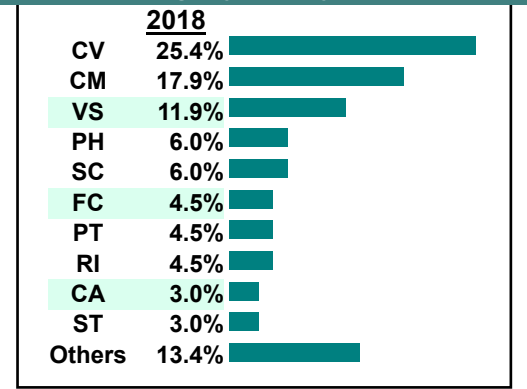
Calendared Filings

	T	R	F
Week 1			
Week 2			
Week 3			
Week 4			

% of Filings by Division



% of Filings by Case Type (Top 10)



CASELOAD STATISTICS OF THE JUVENILE & DOMESTIC RELATIONS COURTS

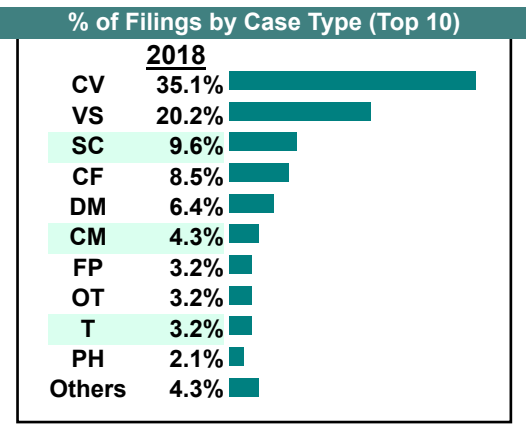
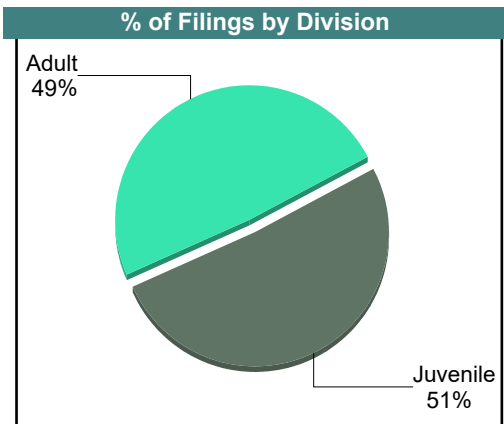
March 2018

Madison

District: 16

		<u>Filings</u>	<u>Hearings</u>	<u>Transactions</u>	<u>Concluded</u>	<u>Cont</u>
<u>Adult</u>						
Capias	CA	0	3	3	0	3
Felony	CF	8	10	10	0	10
Misdemeanor	CM	4	27	27	17	10
Family Abuse - Prot Order	FP	3	6	6	2	4
Other	OT	3	5	5	2	3
Show Cause	SC	9	26	26	6	20
Civil Support	VS	19	40	40	18	22
Adult Total		46	117	117	45	72
<u>Juvenile</u>						
Abuse or Neglect	AN	0	6	6	3	3
Child in Need of Services	CS	1	3	3	2	1
Custody Visitation	CV	33	57	57	21	36
Misdemeanor	DM	6	13	13	2	11
Permanency	PH	2	3	3	3	-
Petition	PT	1	1	1	0	1
Status	ST	2	5	5	1	4
Traffic	T	3	2	4	2	2
Truancy	TR	0	4	4	2	2
Juvenile Total		48	94	96	36	60
Madison Totals		94	211	213	81	132

Calendared Filings					
	M	T	W	R	F
Week 1					
Week 2					
Week 3					
Week 4					



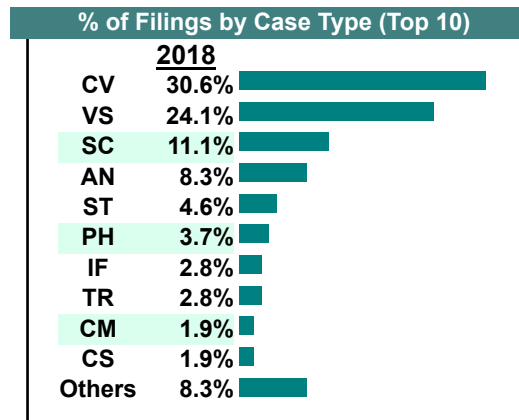
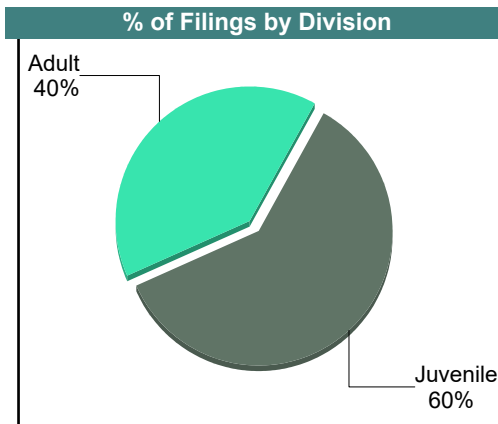

CASELOAD STATISTICS OF THE JUVENILE & DOMESTIC RELATIONS COURTS

February 2018

Madison

District: 16

		<u>Filings</u>	<u>Hearings</u>	<u>Transactions</u>	<u>Concluded</u>	<u>Cont</u>
<u>Adult</u>						
Capias	CA	1	6	6	4	2
Felony	CF	0	3	3	3	-
Misdemeanor	CM	2	16	16	11	5
Family Abuse - Prot Order	FP	1	3	3	2	1
Other	OT	0	2	2	2	-
Violation of PO	PV	1	1	1	1	-
Show Cause	SC	12	24	24	7	17
Civil Support	VS	26	39	39	10	29
Adult Total		43	94	94	40	54
<u>Juvenile</u>						
Abuse or Neglect	AN	9	24	24	3	21
Non-Family Abuse Prot Order	AP	0	3	3	1	2
Child in Need of Services	CS	2	6	6	2	4
Custody Visitation	CV	33	59	59	27	32
Felony	DF	1	1	1	0	1
Misdemeanor	DM	1	9	9	2	7
Foster Care Review	FC	2	2	2	2	-
Initial Foster Care	IF	3	3	3	3	-
Permanency	PH	4	6	6	4	2
Status	ST	5	6	6	0	6
Traffic	T	1	5	5	4	1
Term Parental Rights	TP	0	4	4	0	4
Truancy	TR	3	4	4	0	4
Voluntary Continuing Services Agreement	VA	1	1	1	1	-
Juvenile Total		65	133	133	49	84
Madison Totals		108	227	227	89	138



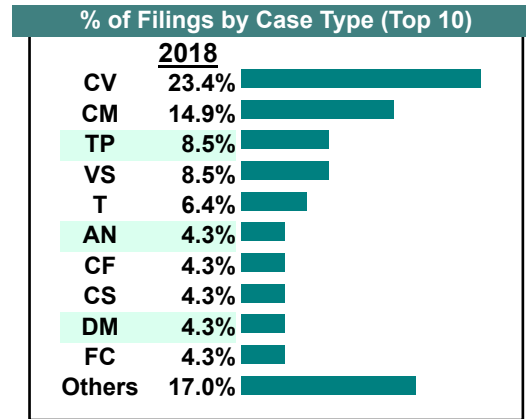
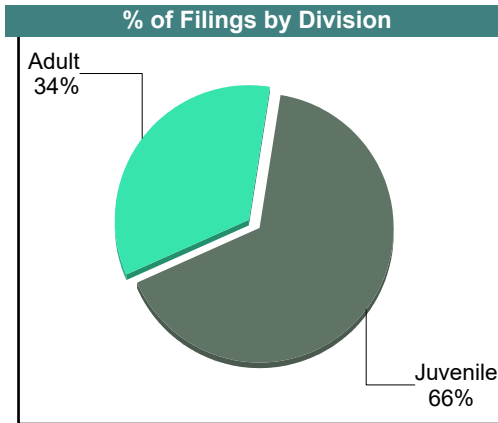
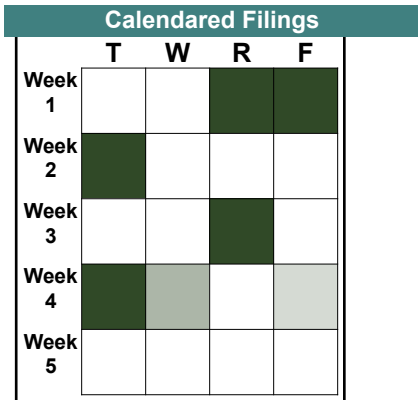
CASELOAD STATISTICS OF THE JUVENILE & DOMESTIC RELATIONS COURTS

January 2018

Madison

District: 16

		<u>Filings</u>	<u>Hearings</u>	<u>Transactions</u>	<u>Concluded</u>	<u>Cont</u>
Adult						
Felony	CF	2	3	3	1	2
Misdemeanor	CM	7	42	42	0	42
Family Abuse - Prot Order	FP	1	4	4	2	2
Show Cause	SC	2	3	3	0	3
Civil Support	VS	4	8	8	4	4
Adult Total		16	60	60	7	53
Juvenile						
Abuse or Neglect	AN	2	10	10	0	10
Non-Family Abuse Prot Order	AP	1	1	1	0	1
Child in Need of Services	CS	2	5	5	0	5
Custody Visitation	CV	11	33	33	4	29
Misdemeanor	DM	2	9	9	1	8
Foster Care Review	FC	2	2	2	2	-
Initial Foster Care	IF	1	1	1	1	-
Motion - Prot Order	MP	0	1	1	1	-
Permanency	PH	2	2	2	2	-
Petition	PT	0	1	1	1	-
Status	ST	0	1	1	0	1
Traffic	T	3	3	4	2	2
Term Parental Rights	TP	4	4	4	4	-
Truancy	TR	1	2	2	0	2
Juvenile Total		31	75	76	18	58
Madison Totals		47	135	136	25	111

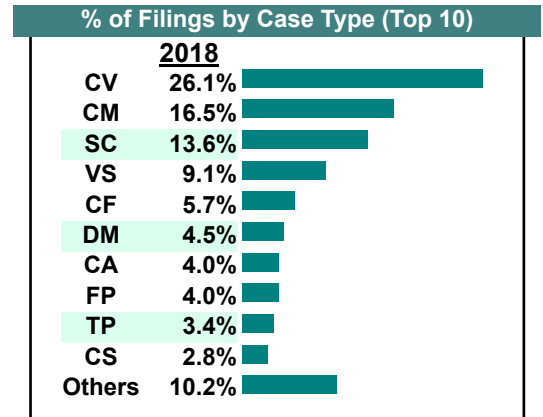
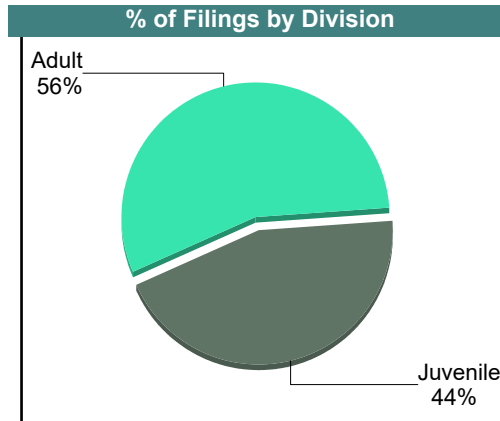
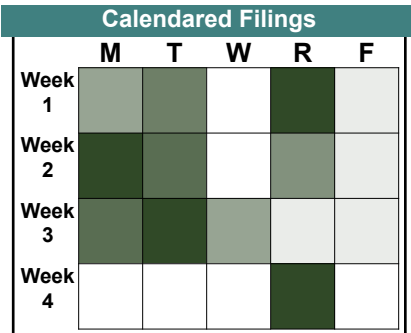


CASELOAD STATISTICS OF THE JUVENILE & DOMESTIC RELATIONS COURTS

December 2018

Orange
District: 16

		<u>Filings</u>	<u>Hearings</u>	<u>Transactions</u>	<u>Concluded</u>	<u>Cont</u>
<u>Adult</u>						
Bond Forfeiture	BF	1	1	1	1	-
Capias	CA	7	17	17	8	8
Felony	CF	10	22	22	15	7
Misdemeanor	CM	29	58	58	34	23
Family Abuse - Prot Order	FP	7	18	18	9	9
Motion - Prot Order	MP	1	1	1	1	-
Remand Support	RS	3	3	3	3	-
Show Cause	SC	24	61	61	28	33
Civil Support	VS	16	38	38	13	24
Adult Total		98	219	219	112	104
<u>Juvenile</u>						
Child in Need of Services	CS	5	6	6	0	6
Custody Visitation	CV	46	162	162	61	100
Felony	DF	1	6	6	2	4
Misdemeanor	DM	8	24	24	15	9
Foster Care Review	FC	1	1	1	1	-
Permanency	PH	5	9	9	3	6
Petition	PT	0	3	3	2	1
Status	ST	3	6	6	2	4
Traffic	T	2	7	8	6	2
Term Parental Rights	TP	6	6	6	0	6
Truancy	TR	1	3	3	0	3
Juvenile Total		78	233	234	92	141
Orange Totals		176	452	453	204	245

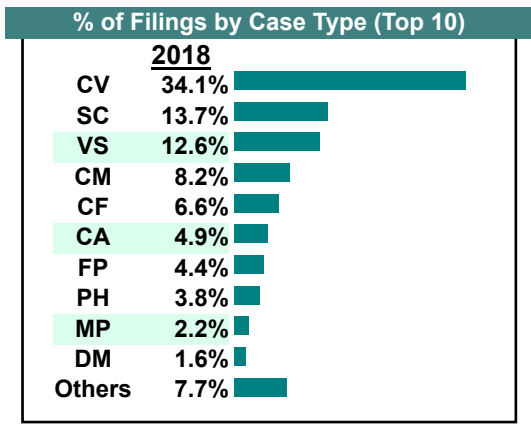
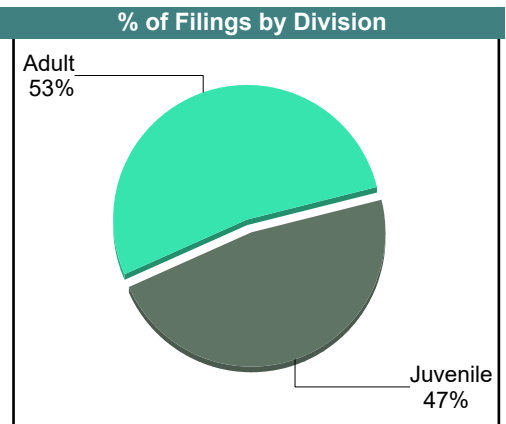



CASELOAD STATISTICS OF THE JUVENILE & DOMESTIC RELATIONS COURTS

November 2018

Orange
District: 16

		<u>Filings</u>	<u>Hearings</u>	<u>Transactions</u>	<u>Concluded</u>	<u>Cont</u>
Adult						
Non-Family Abuse Prot Order	AP	0	1	1	1	-
Bond Forfeiture	BF	1	1	1	1	-
Capias	CA	9	17	17	7	10
Felony	CF	12	31	31	11	20
Misdemeanor	CM	15	45	45	18	27
Family Abuse - Prot Order	FP	8	17	17	7	10
Other	OT	0	1	1	1	-
Violation of PO	PV	1	1	1	1	-
Show Cause	SC	25	69	69	27	42
SL/Other	SL	2	2	2	2	-
Civil Support	VS	23	63	63	16	47
Adult Total		96	248	248	92	156
Juvenile						
Child in Need of Services	CS	0	2	2	1	1
Custody Visitation	CV	62	196	196	73	123
Felony	DF	1	12	12	3	9
Misdemeanor	DM	3	20	20	11	9
Initial Foster Care	IF	1	1	1	1	-
Motion - Prot Order	MP	4	6	6	4	2
Permanency	PH	7	8	8	7	1
Petition	PT	0	6	6	1	5
Status	ST	3	4	4	4	-
Traffic	T	3	5	5	1	4
Truancy	TR	2	3	3	1	2
Juvenile Total		86	263	263	107	156
Orange Totals		182	511	511	199	312

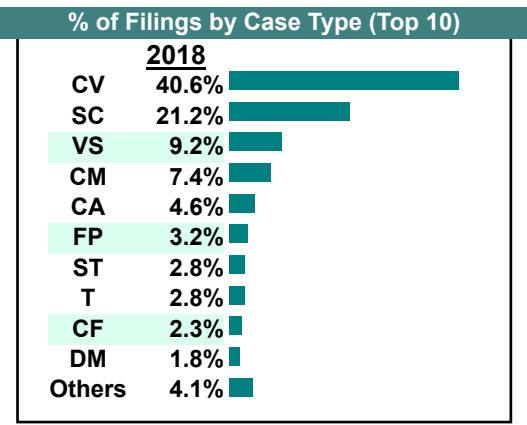
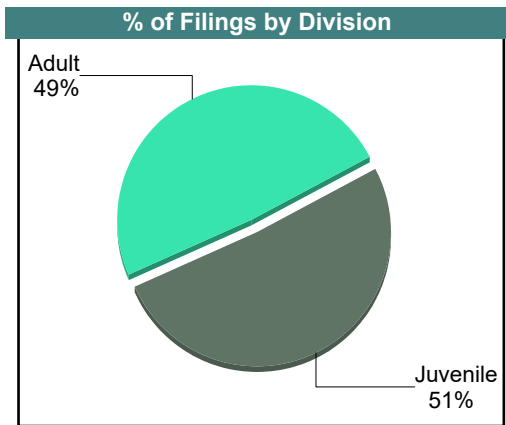



CASELOAD STATISTICS OF THE JUVENILE & DOMESTIC RELATIONS COURTS

October 2018

Orange
District: 16

		<u>Filings</u>	<u>Hearings</u>	<u>Transactions</u>	<u>Concluded</u>	<u>Cont</u>
Adult						
Non-Family Abuse Prot Order	AP	0	1	1	0	1
Capias	CA	10	27	27	20	7
Felony	CF	5	8	8	3	5
Misdemeanor	CM	16	44	44	15	29
Family Abuse - Prot Order	FP	7	23	23	10	13
Motion - Prot Order	MP	1	1	1	1	-
Other	OT	1	1	1	0	1
Show Cause	SC	46	106	106	53	53
Civil Support	VS	20	54	54	22	32
Adult Total		106	265	265	124	141
Juvenile						
Child in Need of Services	CS	0	3	3	2	1
Custody Visitation	CV	88	218	218	49	169
Felony	DF	2	18	18	5	13
Misdemeanor	DM	4	27	27	2	25
Foster Care Review	FC	0	1	1	1	-
Motion - Prot Order	MP	1	1	1	1	-
Permanency	PH	4	5	5	2	3
Petition	PT	0	4	4	0	4
Status	ST	6	9	9	3	6
Traffic	T	6	11	12	7	5
Juvenile Total		111	297	298	72	226
Orange Totals		217	562	563	196	367

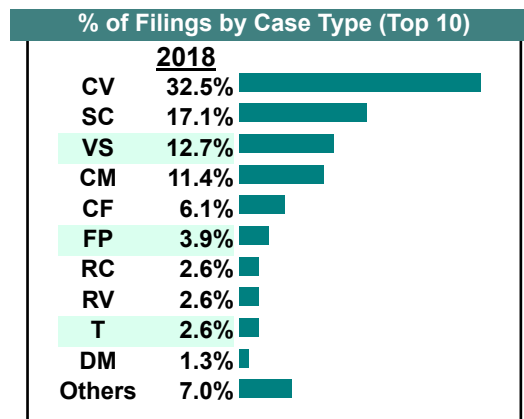
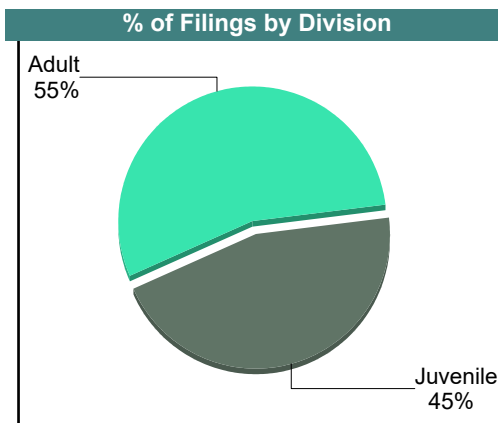
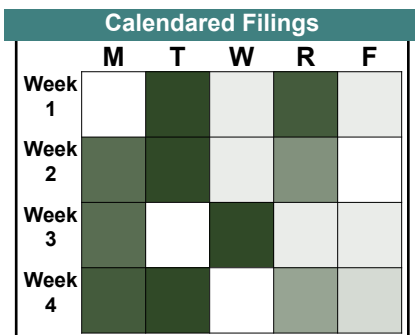


CASELOAD STATISTICS OF THE JUVENILE & DOMESTIC RELATIONS COURTS

September 2018

Orange
District: 16

		<u>Filings</u>	<u>Hearings</u>	<u>Transactions</u>	<u>Concluded</u>	<u>Cont</u>
<u>Adult</u>						
Non-Family Abuse Prot Order	AP	2	4	4	2	2
Capias	CA	2	21	21	8	13
Felony	CF	14	18	18	13	5
Misdemeanor	CM	26	58	58	23	35
Family Abuse - Prot Order	FP	9	25	25	8	17
Motion - Prot Order	MP	1	6	6	5	1
Remand Support	RS	3	3	3	3	-
Show Cause	SC	39	86	86	20	65
Civil Support	VS	29	51	51	14	35
Adult Total		125	272	272	96	173
<u>Juvenile</u>						
Child in Need of Services	CS	1	4	4	3	1
Custody Visitation	CV	74	171	171	47	122
Felony	DF	2	16	16	3	13
Misdemeanor	DM	3	26	26	7	19
Permanency	PH	1	1	1	0	1
Petition	PT	3	5	5	1	4
Remand Custody	RC	6	6	6	6	-
Remand Visitation	RV	6	6	6	6	-
Status	ST	0	2	2	1	1
Traffic	T	6	9	9	5	4
Voluntary Continuing Services Agreement	VA	1	1	1	1	-
Juvenile Total		103	247	247	80	165
Orange Totals		228	519	519	176	338



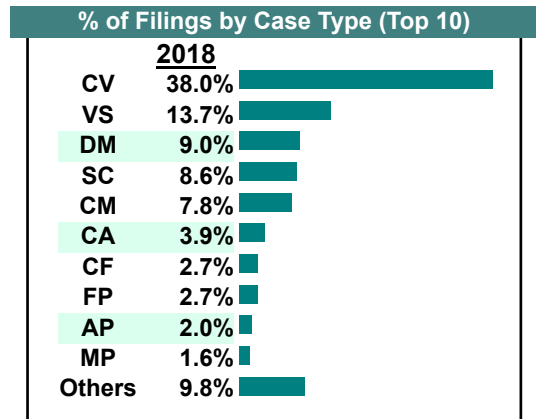
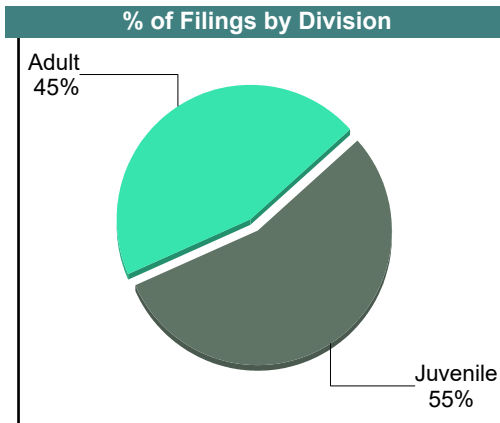

CASELOAD STATISTICS OF THE JUVENILE & DOMESTIC RELATIONS COURTS

August 2018

Orange
District: 16

		<u>Filings</u>	<u>Hearings</u>	<u>Transactions</u>	<u>Concluded</u>	<u>Cont</u>
<u>Adult</u>						
Non-Family Abuse Prot Order	AP	5	6	6	4	2
Capias	CA	10	28	28	8	20
Felony	CF	7	20	20	10	10
Misdemeanor	CM	20	51	51	22	29
Family Abuse - Prot Order	FP	7	17	17	7	10
Motion - Prot Order	MP	4	4	4	0	4
Violation Fam Abuse PO	PS	1	1	1	1	-
Remand Support	RS	3	3	3	3	-
Show Cause	SC	22	71	71	35	36
SL/Other	SL	1	2	2	2	-
Civil Support	VS	35	62	62	38	24
Adult Total		115	265	265	130	135

<u>Juvenile</u>						
Abuse or Neglect	AN	0	1	1	1	-
Child in Need of Services	CS	3	10	10	4	6
Custody Visitation	CV	97	182	182	94	88
Felony	DF	0	17	17	6	11
Misdemeanor	DM	23	52	52	16	36
Foster Care Review	FC	2	2	2	2	-
Initial Foster Care	IF	1	2	2	2	-
Permanency	PH	1	1	1	1	-
Petition	PT	2	6	6	3	3
Remand Custody	RC	3	6	6	6	-
Remand Visitation	RV	3	6	6	6	-
Status	ST	0	3	3	1	2
Traffic	T	4	7	10	5	5
Truancy	TR	1	2	2	1	1
Juvenile Total		140	297	300	148	152
Orange Totals		255	562	565	278	287

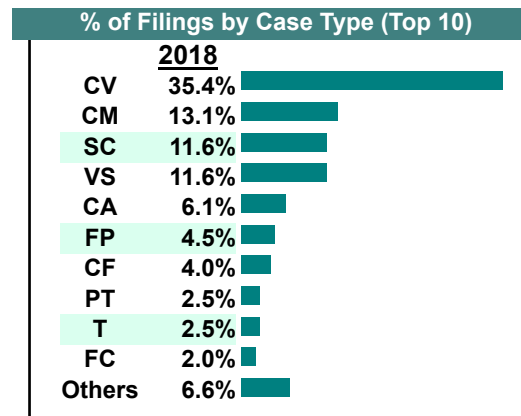
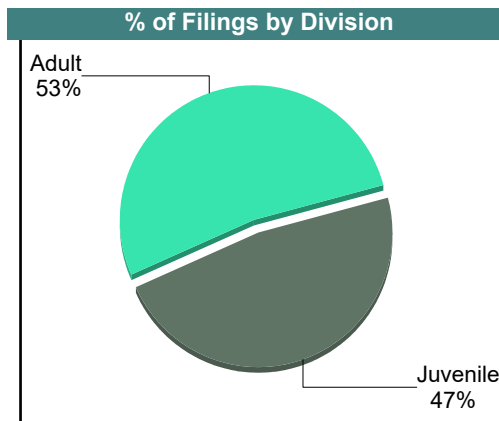
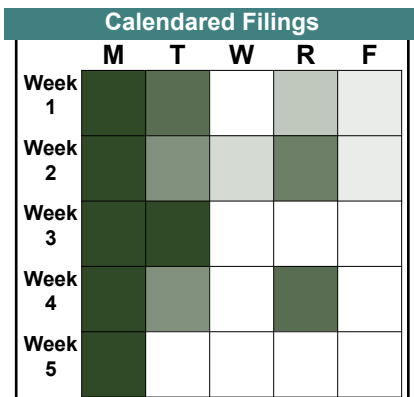


CASELOAD STATISTICS OF THE JUVENILE & DOMESTIC RELATIONS COURTS

July 2018

Orange
District: 16

		<u>Filings</u>	<u>Hearings</u>	<u>Transactions</u>	<u>Concluded</u>	<u>Cont</u>
Adult						
Non-Family Abuse Prot Order	AP	0	2	2	1	1
Capias	CA	12	28	28	10	18
Felony	CF	8	24	24	8	16
Misdemeanor	CM	26	49	49	23	26
Family Abuse - Prot Order	FP	9	20	20	9	11
Motion - Prot Order	MP	1	1	1	1	-
Show Cause	SC	23	84	84	25	59
SL/Other	SL	2	2	2	1	1
Civil Support	VS	23	54	54	22	32
Adult Total		104	264	264	100	164
Juvenile						
Abuse or Neglect	AN	0	6	6	5	1
Child in Need of Services	CS	2	4	4	1	3
Custody Visitation	CV	70	187	187	75	112
Felony	DF	2	27	27	5	22
Misdemeanor	DM	3	39	39	17	22
Foster Care Review	FC	4	4	4	3	1
Motion - Prot Order	MP	0	3	3	3	-
Permanency	PH	3	5	5	4	1
Petition	PT	5	6	6	2	4
Status	ST	0	2	2	0	2
Traffic	T	5	4	7	3	4
Term Parental Rights	TP	0	4	4	2	2
Juvenile Total		94	291	294	120	174
Orange Totals		198	555	558	220	338



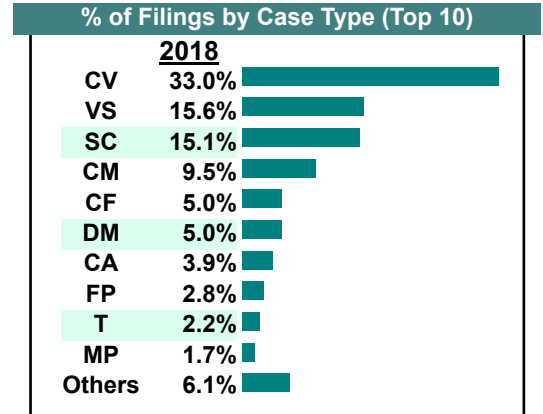
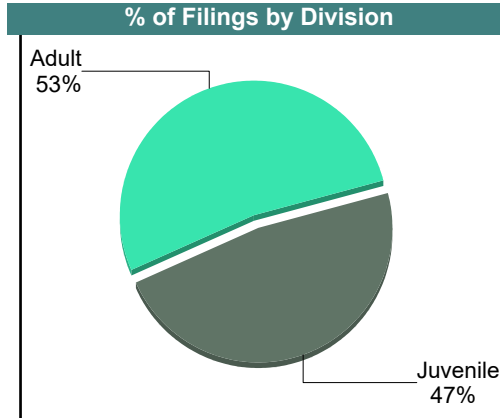
CASELOAD STATISTICS OF THE JUVENILE & DOMESTIC RELATIONS COURTS

June 2018

Orange
District: 16

		<u>Filings</u>	<u>Hearings</u>	<u>Transactions</u>	<u>Concluded</u>	<u>Cont</u>
<u>Adult</u>						
Capias	CA	6	24	24	12	12
Felony	CF	9	15	15	9	6
Misdemeanor	CM	17	48	48	26	22
Family Abuse - Prot Order	FP	5	12	12	3	9
Motion - Prot Order	MP	0	1	1	1	-
Other	OT	1	1	1	1	-
Show Cause	SC	27	90	90	32	58
SL/Other	SL	1	1	1	1	-
Civil Support	VS	28	64	64	35	29
Adult Total		94	256	256	120	136
<u>Juvenile</u>						
Abuse or Neglect	AN	2	15	15	8	7
Capias	CA	1	1	1	1	-
Child in Need of Services	CS	2	7	7	2	5
Custody Visitation	CV	59	150	150	53	97
Felony	DF	0	13	13	3	10
Misdemeanor	DM	9	33	33	5	28
Initial Foster Care	IF	1	1	1	0	1
Motion - Prot Order	MP	3	3	3	0	3
Permanency	PH	3	5	5	3	2
Petition	PT	0	4	4	3	1
Status	ST	1	2	2	0	2
Traffic	T	4	16	16	8	8
Term Parental Rights	TP	0	2	2	0	2
Truancy	TR	0	5	5	5	-
Juvenile Total		85	257	257	91	166
Orange Totals		179	513	513	211	302

	M	T	W	R	F
Week 1					
Week 2					
Week 3					
Week 4					
Week 5					

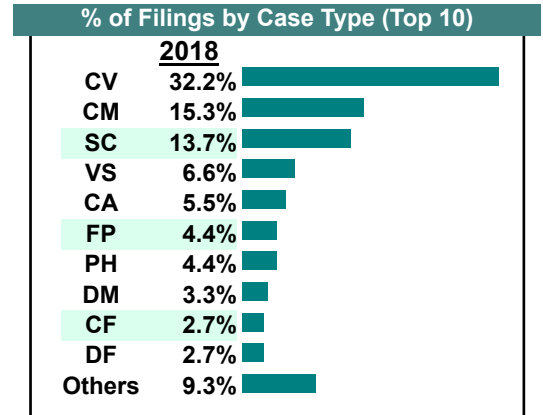
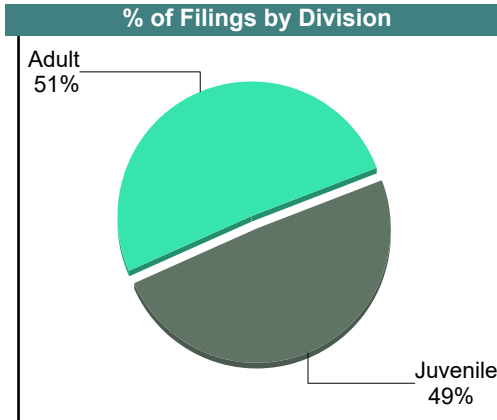
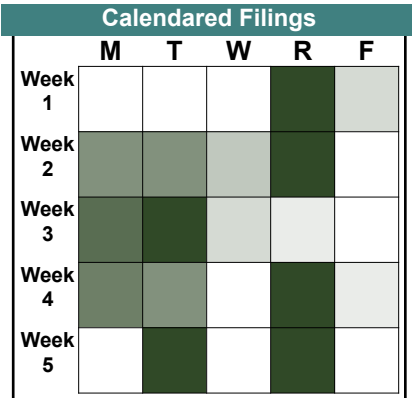


CASELOAD STATISTICS OF THE JUVENILE & DOMESTIC RELATIONS COURTS

May 2018

Orange
District: 16

		<u>Filings</u>	<u>Hearings</u>	<u>Transactions</u>	<u>Concluded</u>	<u>Cont</u>
Adult						
Non-Family Abuse Prot Order	AP	0	1	1	0	1
Capias	CA	9	21	21	4	17
Felony	CF	5	19	19	6	13
Misdemeanor	CM	28	49	49	15	34
Family Abuse - Prot Order	FP	8	20	20	4	15
Motion - Prot Order	MP	1	1	1	0	1
Remand Support	RS	5	5	5	5	-
Show Cause	SC	25	68	68	22	46
Civil Support	VS	12	33	33	14	19
Adult Total		93	217	217	70	146
Juvenile						
Abuse or Neglect	AN	2	7	7	1	6
Capias	CA	1	2	2	2	-
Child in Need of Services	CS	3	11	11	2	9
Custody Visitation	CV	59	182	182	91	91
Felony	DF	5	18	18	0	18
Misdemeanor	DM	6	31	31	7	24
Permanency	PH	8	11	11	10	1
Petition	PT	1	3	3	1	2
Status	ST	1	10	10	3	7
Traffic	T	4	13	13	6	7
Term Parental Rights	TP	0	2	2	2	-
Truancy	TR	0	10	10	1	9
Juvenile Total		90	300	300	126	174
Orange Totals		183	517	517	196	320

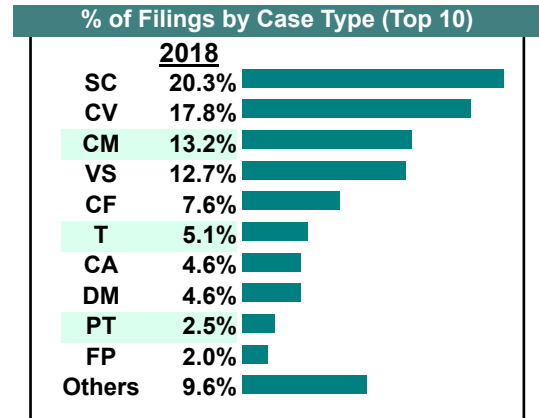
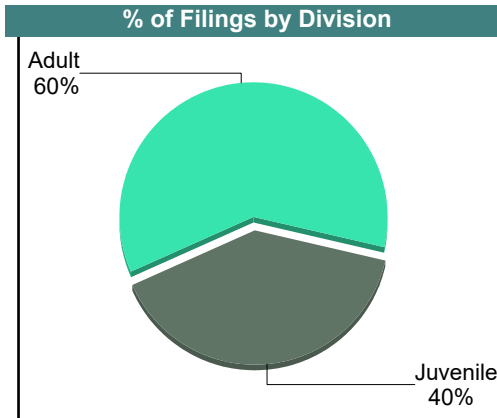
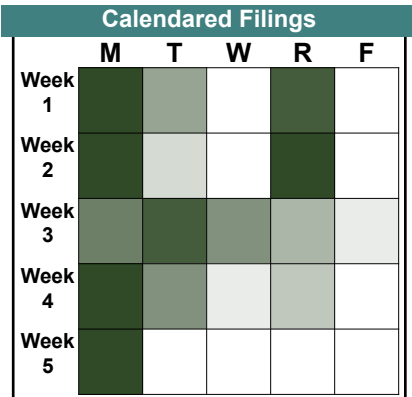


CASELOAD STATISTICS OF THE JUVENILE & DOMESTIC RELATIONS COURTS

April 2018

Orange
District: 16

		<u>Filings</u>	<u>Hearings</u>	<u>Transactions</u>	<u>Concluded</u>	<u>Cont</u>
<u>Adult</u>						
Non-Family Abuse Prot Order	AP	0	1	1	0	1
Bond Forfeiture	BF	1	2	2	1	1
Capias	CA	8	22	22	6	16
Felony	CF	15	20	20	9	11
Misdemeanor	CM	26	54	54	29	25
Family Abuse - Prot Order	FP	4	8	8	1	7
Motion - Prot Order	MP	0	1	1	1	-
Show Cause	SC	40	96	96	37	59
Civil Support	VS	25	56	56	22	34
Adult Total		119	260	260	106	154
<u>Juvenile</u>						
Abuse or Neglect	AN	2	12	12	8	4
Capias	CA	1	2	2	0	2
Child in Need of Services	CS	2	6	6	2	4
Custody Visitation	CV	35	120	120	36	84
Felony	DF	2	8	8	1	7
Misdemeanor	DM	9	20	20	5	15
Foster Care Review	FC	1	1	1	1	-
Initial Foster Care	IF	4	4	4	3	1
Permanency	PH	2	5	5	3	2
Petition	PT	5	5	5	0	5
Status	ST	2	6	6	2	4
Traffic	T	10	12	12	3	9
Term Parental Rights	TP	0	2	2	0	2
Truancy	TR	3	8	8	2	6
Juvenile Total		78	211	211	66	145
Orange Totals		197	471	471	172	299

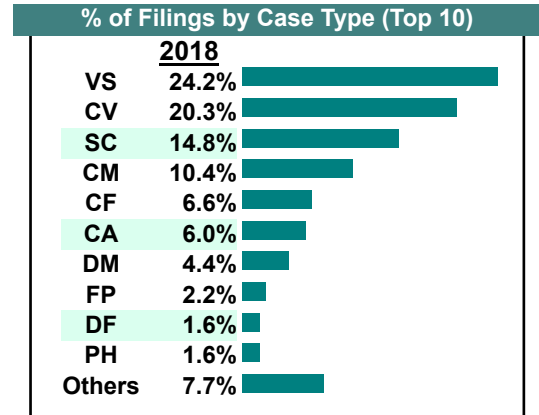
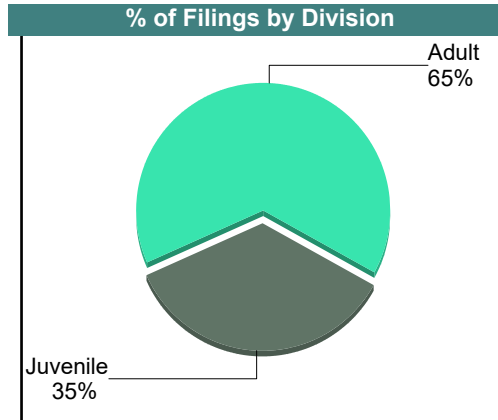
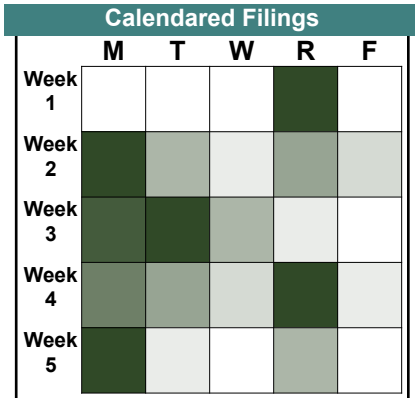


CASELOAD STATISTICS OF THE JUVENILE & DOMESTIC RELATIONS COURTS

March 2018

Orange
District: 16

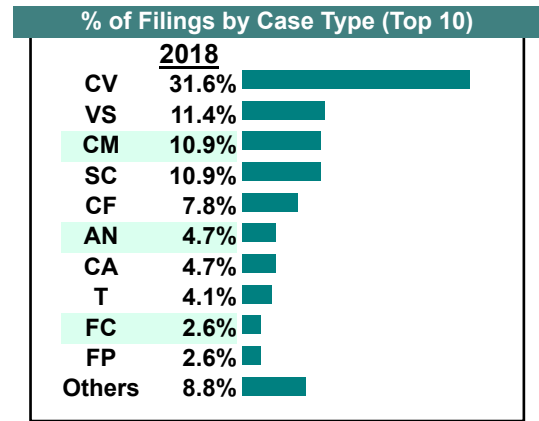
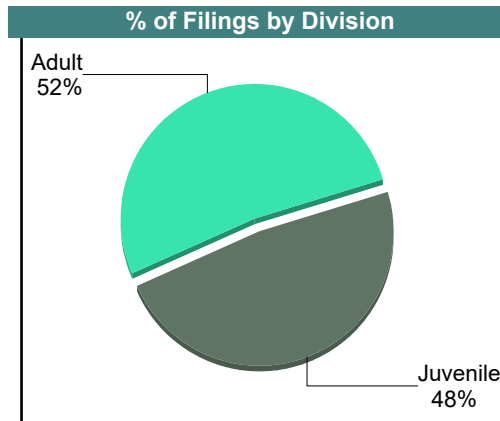

		<u>Filings</u>	<u>Hearings</u>	<u>Transactions</u>	<u>Concluded</u>	<u>Cont</u>
<u>Adult</u>						
Capias	CA	10	24	24	13	11
Felony	CF	12	21	21	18	3
Misdemeanor	CM	19	61	61	33	27
Family Abuse - Prot Order	FP	4	17	17	9	8
Motion - Prot Order	MP	1	1	1	0	1
Violation of PO	PV	1	1	1	1	-
Show Cause	SC	27	81	81	30	51
Civil Support	VS	44	69	69	43	26
Adult Total		118	275	275	147	127
<u>Juvenile</u>						
Abuse or Neglect	AN	1	18	18	4	14
Capias	CA	1	1	1	1	-
Child in Need of Services	CS	2	5	5	0	5
Custody Visitation	CV	37	164	164	49	115
Felony	DF	3	19	19	7	12
Misdemeanor	DM	8	26	26	3	23
Foster Care Review	FC	2	2	2	2	-
Initial Foster Care	IF	1	2	2	1	1
Permanency	PH	3	8	8	4	4
Status	ST	2	3	3	0	3
Traffic	T	2	8	10	5	5
Term Parental Rights	TP	0	2	2	0	2
Truancy	TR	2	6	6	0	6
Juvenile Total		64	264	266	76	190
Orange Totals		182	539	541	223	317



		<u>Filings</u>	<u>Hearings</u>	<u>Transactions</u>	<u>Concluded</u>	<u>Cont</u>
Adult						
Non-Family Abuse Prot Order	AP	1	1	1	1	-
Capias	CA	9	17	17	6	11
Felony	CF	15	20	20	16	4
Misdemeanor	CM	21	36	36	15	21
Family Abuse - Prot Order	FP	5	18	18	9	9
Motion - Prot Order	MP	3	3	3	3	-
Other	OT	1	1	1	1	-
Violation of PO	PV	1	1	1	1	-
Show Cause	SC	21	84	84	27	57
SL/Other	SL	1	1	1	1	-
Civil Support	VS	22	47	47	17	30
Adult Total		100	229	229	97	132

Juvenile						
Abuse or Neglect	AN	9	21	21	6	15
Child in Need of Services	CS	0	5	5	1	4
Custody Visitation	CV	61	169	169	50	119
Felony	DF	0	12	12	3	9
Misdemeanor	DM	3	12	12	5	7
Foster Care Review	FC	5	6	6	6	-
Family Abuse - Prot Order	FP	0	1	1	1	-
Permanency	PH	5	7	7	3	4
Petition	PT	0	1	1	1	-
Status	ST	0	2	2	1	1
Traffic	T	8	13	13	6	7
Term Parental Rights	TP	2	4	4	0	4
Truancy	TR	0	5	5	1	4
Voluntary Continuing Services Agreement	VA	0	1	1	1	-
Juvenile Total		93	259	259	85	174

Orange Totals		193	488	488	182	306
----------------------	--	------------	------------	------------	------------	------------

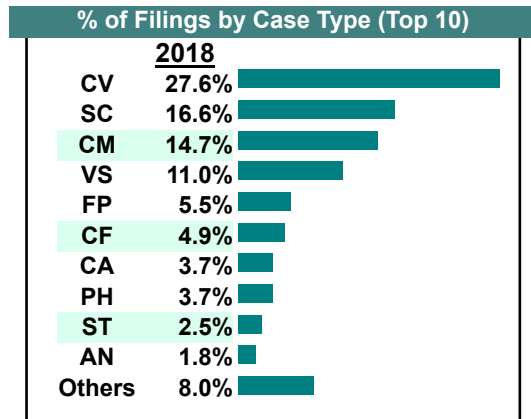
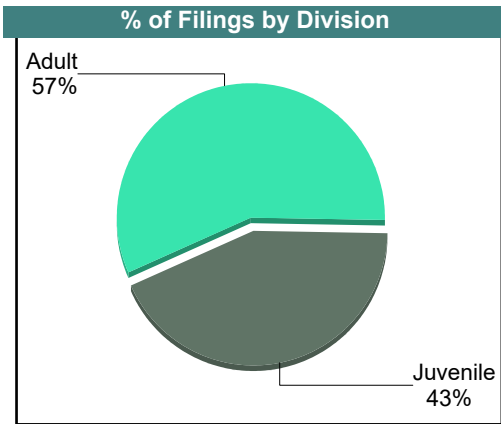
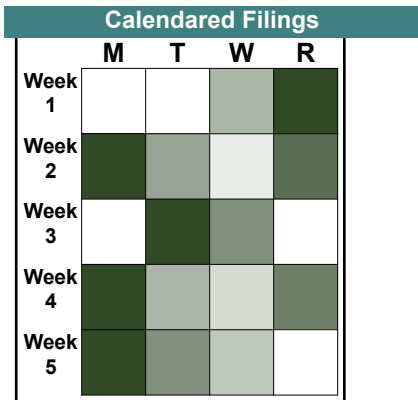


CASELOAD STATISTICS OF THE JUVENILE & DOMESTIC RELATIONS COURTS

January 2018

Orange
District: 16

		<u>Filings</u>	<u>Hearings</u>	<u>Transactions</u>	<u>Concluded</u>	<u>Cont</u>
<u>Adult</u>						
Capias	CA	6	11	11	7	4
Felony	CF	8	12	12	5	7
Misdemeanor	CM	24	43	43	9	34
Family Abuse - Prot Order	FP	8	16	16	4	12
Violation of PO	PV	1	1	1	1	-
Show Cause	SC	27	81	81	19	62
SL/Other	SL	1	1	1	1	-
Civil Support	VS	18	43	43	19	24
Adult Total		93	208	208	65	143
<u>Juvenile</u>						
Abuse or Neglect	AN	3	10	10	1	9
Child in Need of Services	CS	1	4	4	1	3
Custody Visitation	CV	45	117	117	27	90
Felony	DF	1	21	21	1	20
Misdemeanor	DM	2	14	14	7	7
Foster Care Review	FC	1	2	2	0	2
Family Abuse - Prot Order	FP	1	1	1	0	1
Initial Foster Care	IF	1	1	1	1	-
Permanency	PH	6	8	8	6	2
Status	ST	4	7	7	2	5
Traffic	T	2	12	13	10	3
Term Parental Rights	TP	0	3	3	1	2
Truancy	TR	3	7	7	0	7
Juvenile Total		70	207	208	57	151
Orange Totals		163	415	416	122	294



Filings by Court & Division

	Albemarle	Charlottes ville	Culpeper	Fluvanna	Goochlan d	Greene	Louisa	Madison	Orange	Total
A Show Cause	317 15%	215 10%	683 32%	118 6%	77 4%	86 4%	234 11%	64 3%	346 16%	2,140
Civil Support	406 20%	241 12%	472 23%	121 6%	85 4%	99 5%	225 11%	123 6%	295 14%	2,067
Adult Misdemeanor	327 19%	253 15%	223 13%	116 7%	40 2%	95 6%	303 18%	73 4%	267 16%	1,697
Adult Felony	163 22%	76 10%	91 12%	35 5%	35 5%	22 3%	167 22%	36 5%	120 16%	745
Family Abuse - Prot Order	143 23%	86 14%	146 23%	37 6%	12 2%	51 8%	46 7%	28 4%	81 13%	630
Capias	70 12%	100 18%	126 22%	38 7%	4 1%	23 4%	90 16%	14 2%	98 17%	563
Motion - Prot Order	51 26%	32 16%	35 18%	23 12%	3 2%	20 10%	10 5%	7 4%	13 7%	194
Remand Support	32 23%	15 11%	13 9%	30 21%	18 13%	5 4%	13 9%	- 0%	14 10%	140
Violation of PO	32 35%	20 22%	13 14%	1 1%	1 1%	9 10%	11 12%	1 1%	4 4%	92
SL/Other	9 17%	13 25%	6 11%	4 8%	1 2%	1 2%	5 9%	6 11%	8 15%	53
Non-Family Abuse Prot Order	13 26%	2 4%	15 30%	5 10%	3 6%	3 6%	1 2%	- 0%	8 16%	50
Other	1 2%	2 4%	6 13%	24 51%	2 4%	2 4%	1 2%	6 13%	3 6%	47
Protective Order	3 38%	1 13%	- 0%	4 50%	- 0%	- 0%	- 0%	- 0%	- 0%	8
Bond Forfeiture	- 0%	- 0%	1 20%	1 20%	- 0%	- 0%	- 0%	- 0%	3 60%	5
Violation Fam Abuse PO	2 40%	- 0%	2 40%	- 0%	- 0%	- 0%	- 0%	- 0%	1 20%	5
Total	1,569 19%	1,056 13%	1,832 22%	557 7%	281 3%	416 5%	1,106 13%	358 4%	1,261 15%	8,436
J Custody Visitation	1,055 18%	536 9%	1,290 22%	460 8%	239 4%	407 7%	913 15%	267 5%	733 12%	5,900
Delinquency	194 20%	96 10%	247 25%	32 3%	72 7%	60 6%	140 14%	40 4%	100 10%	981
Permanency	75 16%	168 35%	59 12%	20 4%	26 5%	10 2%	46 10%	29 6%	48 10%	481
Traffic	117 25%	24 5%	89 19%	18 4%	78 16%	36 8%	46 10%	11 2%	56 12%	475
Abuse or Neglect	97 35%	48 18%	20 7%	24 9%	11 4%	- 0%	21 8%	34 12%	19 7%	274
Foster Care Review	66 26%	52 21%	19 8%	16 6%	8 3%	10 4%	33 13%	31 12%	16 6%	251
Term Parental Rights	44 18%	117 48%	23 9%	6 2%	2 1%	1 0%	30 12%	12 5%	8 3%	243
Initial Foster Care	53 30%	32 18%	8 5%	16 9%	9 5%	5 3%	17 10%	26 15%	9 5%	175

	Albemarle	Charlottes ville	Culpeper	Fluvanna	Goochlan d	Greene	Louisa	Madison	Orange	Total
J										
Status Offense/Other	36 23%	19 12%	28 18%	3 2%	15 10%	8 5%	12 8%	14 9%	22 14%	157
Child in Need of Services	18 12%	15 10%	47 31%	9 6%	6 4%	14 9%	13 8%	11 7%	21 14%	154
Remand Custody	7 5%	9 6%	42 28%	22 15%	31 21%	12 8%	18 12%	- 0%	9 6%	150
Paternity	12 10%	33 28%	22 19%	5 4%	10 9%	3 3%	6 5%	10 9%	16 14%	117
Remand Visitation	4 4%	9 8%	42 37%	22 19%	- 0%	11 10%	17 15%	- 0%	9 8%	114
Truancy	21 23%	17 19%	23 25%	1 1%	1 1%	5 5%	5 5%	6 7%	12 13%	91
Motion - Prot Order	14 19%	5 7%	6 8%	13 18%	14 19%	3 4%	7 10%	3 4%	8 11%	73
Child at Risk	- 0%	2 4%	42 89%	- 0%	- 0%	- 0%	- 0%	3 6%	- 0%	47
Voluntary Continuing	10 25%	8 20%	6 15%	2 5%	1 3%	1 3%	5 13%	6 15%	1 3%	40
Non-Family Abuse Prot Order	7 20%	7 20%	14 40%	2 6%	- 0%	- 0%	3 9%	2 6%	- 0%	35
Entrustment	2 6%	4 12%	13 38%	4 12%	2 6%	- 0%	6 18%	3 9%	- 0%	34
Capias	- 0%	- 0%	12 55%	- 0%	1 5%	1 5%	3 14%	1 5%	4 18%	22
Show Cause	- 0%	- 0%	7 58%	2 17%	1 8%	1 8%	1 8%	- 0%	- 0%	12
Custody Relief	- 0%	1 10%	1 10%	3 30%	- 0%	5 50%	- 0%	- 0%	- 0%	10
Family Abuse - Prot Order	- 0%	- 0%	2 22%	1 11%	- 0%	3 33%	1 11%	1 11%	1 11%	9
Emancipation	- 0%	- 0%	2 67%	- 0%	- 0%	1 33%	- 0%	- 0%	- 0%	3
Juv Support	- 0%	- 0%	1 100%	- 0%	- 0%	- 0%	- 0%	- 0%	- 0%	1
Protective Order	1 100%	- 0%	- 0%	- 0%	- 0%	- 0%	- 0%	- 0%	- 0%	1
Total	1,833	1,202	2,065	681	527	597	1,343	510	1,092	9,850
	19%	12%	21%	7%	5%	6%	14%	5%	11%	
Total	3,402	2,258	3,897	1,238	808	1,013	2,449	868	2,353	18,286
	19%	12%	21%	7%	4%	6%	13%	5%	13%	

CASELOAD STATISTICS OF THE JUVENILE & DOMESTIC RELATIONS COURTS

December 2018

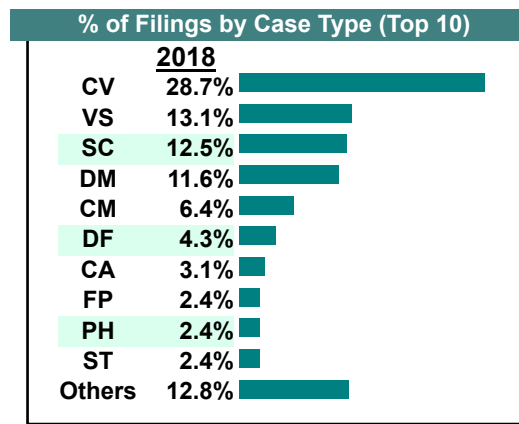
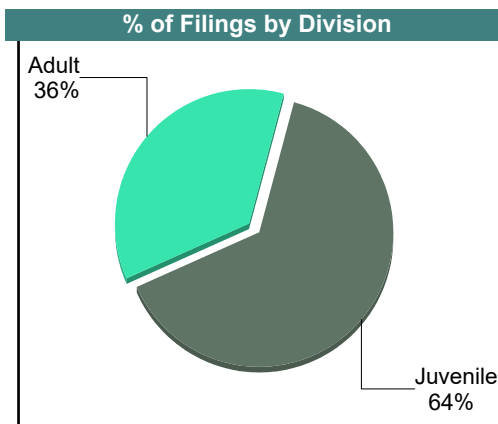
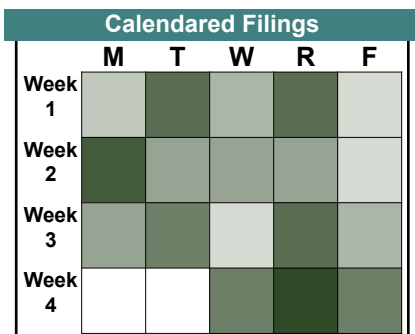
Arlington

District: 17

		<u>Filings</u>	<u>Hearings</u>	<u>Transactions</u>	<u>Concluded</u>	<u>Cont</u>
Adult						
Non-Family Abuse Prot Order	AP	1	2	2	1	1
Bond Forfeiture	BF	1	2	2	1	1
Capias	CA	7	35	35	19	16
Felony	CF	4	16	16	3	13
Misdemeanor	CM	21	77	77	16	61
Family Abuse - Prot Order	FP	8	17	17	4	13
Motion - Prot Order	MP	4	4	4	4	-
Other	OT	1	1	1	1	-
Remand Support	RS	1	1	1	1	-
Show Cause	SC	26	59	59	23	36
SL/Other	SL	0	1	1	1	-
Civil Support	VS	43	79	79	31	46
Adult Total		117	294	294	105	187

		<u>Filings</u>	<u>Hearings</u>	<u>Transactions</u>	<u>Concluded</u>	<u>Cont</u>
Juvenile						
Abuse or Neglect	AN	6	19	19	3	16
Capias	CA	3	7	7	4	3
Child in Need of Services	CS	3	11	11	2	9
Custody Visitation	CV	94	143	143	66	74
Felony	DF	14	57	57	17	40
Misdemeanor	DM	38	140	140	44	95
Foster Care Review	FC	3	3	3	3	-
Initial Foster Care	IF	2	2	2	1	1
Permanency	PH	8	8	8	5	3
Petition	PT	4	4	4	1	3
Show Cause	SC	15	28	28	8	20
Status	ST	8	13	13	8	4
Traffic	T	4	3	5	2	3
Term Parental Rights	TP	2	2	2	2	-
Truancy	TR	4	14	14	3	11
Voluntary Continuing Services Agreement	VA	2	2	2	2	-
Juvenile Total		210	456	458	171	282

Arlington Totals		327	750	752	276	469
-------------------------	--	------------	------------	------------	------------	------------



CASELOAD STATISTICS OF THE JUVENILE & DOMESTIC RELATIONS COURTS

November 2018

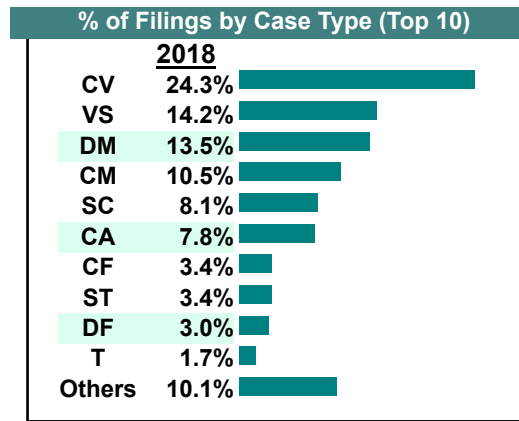
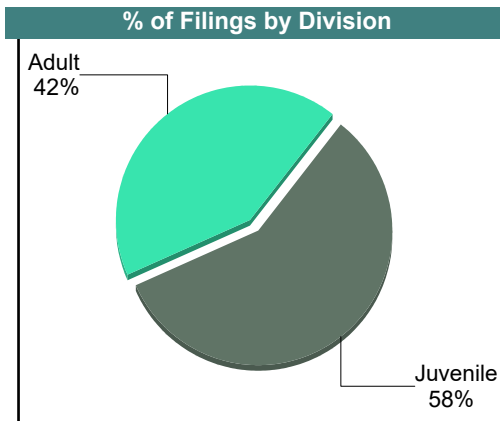

Arlington

District: 17

		<u>Filings</u>	<u>Hearings</u>	<u>Transactions</u>	<u>Concluded</u>	<u>Cont</u>
Adult						
Bond Forfeiture	BF	1	2	2	1	1
Capias	CA	17	64	64	28	36
Felony	CF	10	21	21	4	17
Misdemeanor	CM	31	95	95	24	71
Family Abuse - Prot Order	FP	4	21	21	11	10
Other	OT	1	1	1	1	-
Show Cause	SC	18	53	53	26	27
SL/Other	SL	1	1	1	0	1
Civil Support	VS	42	72	72	39	33
Adult Total		125	330	330	134	196

Juvenile						
Abuse or Neglect	AN	2	13	13	4	9
Capias	CA	6	8	8	4	4
Child in Need of Services	CS	4	9	9	1	8
Custody Visitation	CV	72	120	120	66	54
Felony	DF	9	38	38	13	25
Misdemeanor	DM	40	115	115	25	90
Foster Care Review	FC	1	1	1	0	1
Motion - Prot Order	MP	0	2	2	0	2
Permanency	PH	2	6	6	6	-
Petition	PT	4	8	8	4	4
Show Cause	SC	6	12	12	5	7
Status	ST	10	17	17	12	5
Traffic	T	5	6	7	4	3
Truancy	TR	5	10	10	1	9
Voluntary Continuing Services Agreement	VA	5	5	5	5	-
Juvenile Total		171	370	371	150	221

Arlington Totals		296	700	701	284	417
-------------------------	--	------------	------------	------------	------------	------------



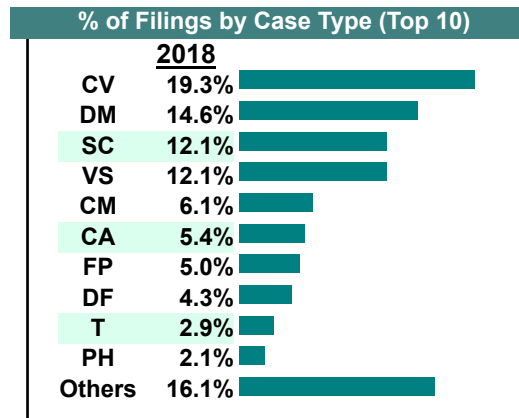
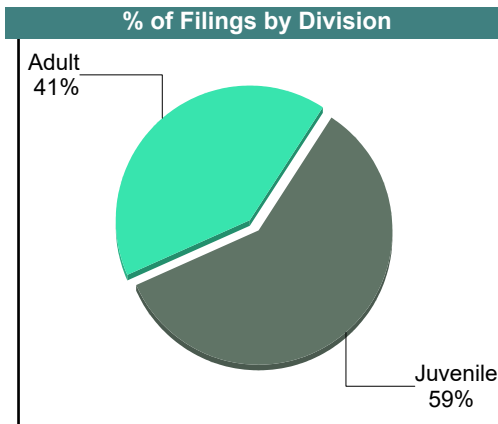

CASELOAD STATISTICS OF THE JUVENILE & DOMESTIC RELATIONS COURTS

October 2018

Arlington

District: 17

		<u>Filings</u>	<u>Hearings</u>	<u>Transactions</u>	<u>Concluded</u>	<u>Cont</u>
<u>Adult</u>						
Bond Forfeiture	BF	1	1	1	0	1
Capias	CA	11	32	32	13	19
Felony	CF	2	18	18	10	8
Misdemeanor	CM	17	69	69	19	50
Family Abuse - Prot Order	FP	14	31	31	10	21
Motion - Prot Order	MP	2	2	2	2	-
Remand Support	RS	3	3	3	3	-
Show Cause	SC	28	64	64	25	39
SL/Other	SL	2	2	2	2	-
Civil Support	VS	34	76	76	38	38
Adult Total		114	298	298	122	176
<u>Juvenile</u>						
Abuse or Neglect	AN	5	21	21	5	16
Capias	CA	4	6	6	5	1
Child in Need of Services	CS	2	5	5	2	3
Custody Visitation	CV	54	142	142	67	75
Felony	DF	12	54	54	10	44
Misdemeanor	DM	41	119	119	40	79
Foster Care Review	FC	5	5	5	5	-
Initial Foster Care	IF	3	3	3	3	-
Motion - Prot Order	MP	0	1	1	1	-
Permanency	PH	6	14	14	6	8
Petition	PT	3	3	3	1	2
Remand Custody	RC	5	5	5	5	-
Show Cause	SC	6	15	15	5	10
Status	ST	6	14	14	6	8
Traffic	T	8	7	10	6	4
Term Parental Rights	TP	4	14	14	14	-
Truancy	TR	2	7	7	3	4
Juvenile Total		166	435	438	184	254
Arlington Totals		280	733	736	306	430



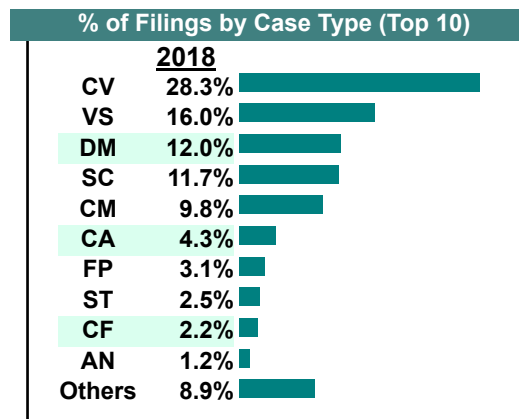
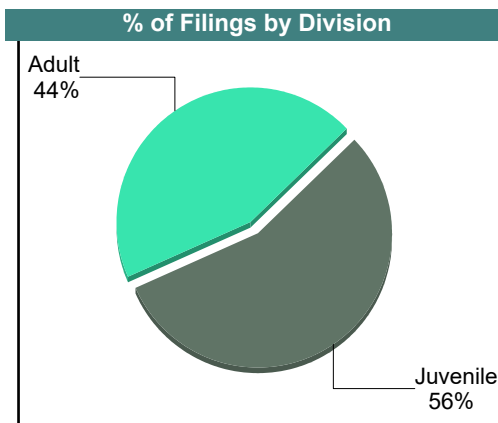
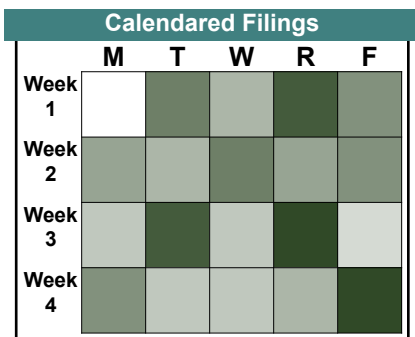
CASELOAD STATISTICS OF THE JUVENILE & DOMESTIC RELATIONS COURTS

September 2018

Arlington

District: 17

		<u>Filings</u>	<u>Hearings</u>	<u>Transactions</u>	<u>Concluded</u>	<u>Cont</u>
<u>Adult</u>						
Capias	CA	14	58	58	25	33
Felony	CF	7	31	31	12	19
Misdemeanor	CM	32	97	97	34	63
Family Abuse - Prot Order	FP	10	21	21	8	13
Motion - Prot Order	MP	1	1	1	1	-
Protective Order	PC	0	2	2	1	1
Show Cause	SC	27	65	65	33	32
SL/Other	SL	1	1	1	1	-
Civil Support	VS	52	97	97	54	43
Adult Total		144	373	373	169	204
<u>Juvenile</u>						
Abuse or Neglect	AN	4	29	29	8	21
Capias	CA	0	1	1	0	1
Child in Need of Services	CS	0	2	2	1	1
Custody Visitation	CV	92	170	170	101	69
Felony	DF	4	50	50	21	29
Misdemeanor	DM	39	102	102	40	62
Foster Care Review	FC	4	4	4	4	-
Initial Foster Care	IF	4	4	4	4	-
Motion - Prot Order	MP	1	1	1	0	1
Permanency	PH	4	6	6	3	3
Petition	PT	1	7	7	5	2
Remand Custody	RC	4	4	4	4	-
Show Cause	SC	11	14	14	5	9
Status	ST	8	18	18	4	14
Traffic	T	3	8	8	7	1
Term Parental Rights	TP	2	6	6	0	6
Truancy	TR	0	1	1	0	1
Juvenile Total		181	427	427	207	220
Arlington Totals		325	800	800	376	424




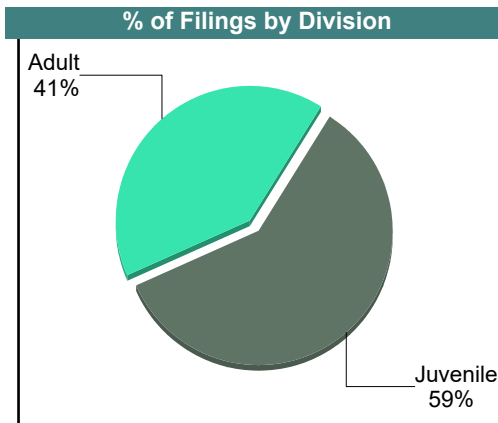
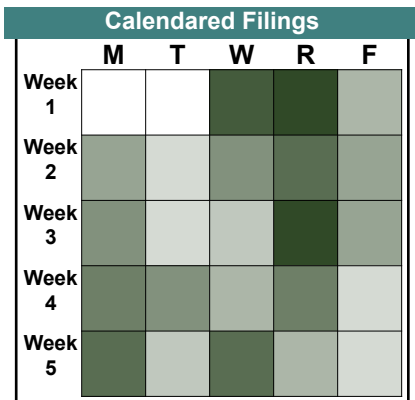
CASELOAD STATISTICS OF THE JUVENILE & DOMESTIC RELATIONS COURTS

August 2018

Arlington

District: 17

		<u>Filings</u>	<u>Hearings</u>	<u>Transactions</u>	<u>Concluded</u>	<u>Cont</u>
<u>Adult</u>						
Capias	CA	2	35	35	13	22
Felony	CF	13	50	50	13	37
Misdemeanor	CM	34	98	98	31	67
Family Abuse - Prot Order	FP	6	23	23	10	13
Motion - Prot Order	MP	3	3	3	3	-
Protective Order	PC	1	2	2	0	2
Violation of PO	PV	0	1	1	1	-
Show Cause	SC	14	45	45	19	26
Civil Support	VS	35	76	76	46	30
Adult Total		108	333	333	136	197
<u>Juvenile</u>						
Abuse or Neglect	AN	9	31	31	4	27
Non-Family Abuse Prot Order	AP	1	1	1	1	-
Capias	CA	1	3	3	0	3
Child in Need of Services	CS	4	7	7	2	5
Custody Visitation	CV	56	143	143	72	71
Felony	DF	14	65	65	11	54
Misdemeanor	DM	31	110	110	36	74
Foster Care Review	FC	1	3	3	3	-
Initial Foster Care	IF	1	1	1	1	-
Motion - Prot Order	MP	3	3	3	1	2
Permanency	PH	3	3	3	2	1
Petition	PT	0	6	6	3	3
Show Cause	SC	8	20	20	11	9
Status	ST	8	12	12	6	6
Traffic	T	11	14	16	8	8
Term Parental Rights	TP	5	5	5	1	4
Truancy	TR	2	9	9	4	5
Juvenile Total		158	436	438	166	272
Arlington Totals		266	769	771	302	469



CASELOAD STATISTICS OF THE JUVENILE & DOMESTIC RELATIONS COURTS

July 2018

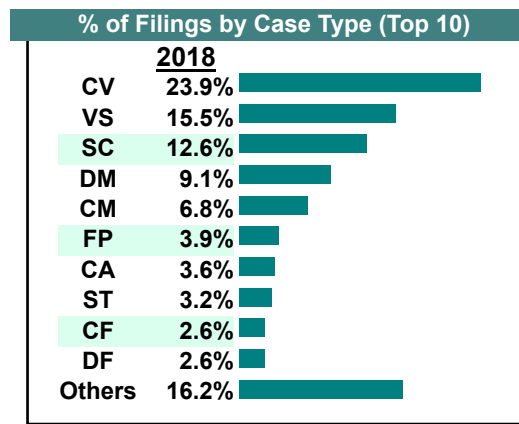
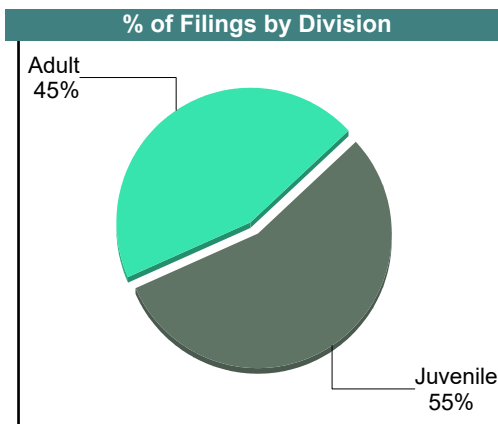

Arlington

District: 17

		<u>Filings</u>	<u>Hearings</u>	<u>Transactions</u>	<u>Concluded</u>	<u>Cont</u>
Adult						
Bond Forfeiture	BF	0	1	1	1	-
Capias	CA	9	38	38	18	20
Felony	CF	8	28	28	6	22
Misdemeanor	CM	21	93	93	30	63
Family Abuse - Prot Order	FP	12	22	22	7	15
Motion - Prot Order	MP	2	2	2	2	-
Other	OT	1	1	1	1	-
Violation of PO	PV	1	1	1	0	1
Remand Support	RS	3	3	3	3	-
Show Cause	SC	31	76	76	32	44
SL/Other	SL	2	3	3	2	1
Civil Support	VS	48	100	100	49	51
Adult Total		138	368	368	151	217

		<u>Filings</u>	<u>Hearings</u>	<u>Transactions</u>	<u>Concluded</u>	<u>Cont</u>
Juvenile						
Abuse or Neglect	AN	7	20	20	2	18
Non-Family Abuse Prot Order	AP	0	2	2	2	-
Capias	CA	2	3	3	3	-
Custody Visitation	CV	74	151	151	97	54
Felony	DF	8	34	34	9	25
Misdemeanor	DM	28	108	108	37	71
Foster Care Review	FC	7	11	11	7	4
Initial Foster Care	IF	1	2	2	2	-
Permanency	PH	5	9	9	6	3
Petition	PT	7	11	11	7	4
Show Cause	SC	8	14	14	5	9
Status	ST	10	20	20	11	9
Traffic	T	8	9	12	9	3
Term Parental Rights	TP	4	4	4	0	4
Truancy	TR	0	3	3	3	-
Voluntary Continuing Services Agreement	VA	2	2	2	2	-
Juvenile Total		171	403	406	202	204

Arlington Totals		309	771	774	353	421
-------------------------	--	------------	------------	------------	------------	------------



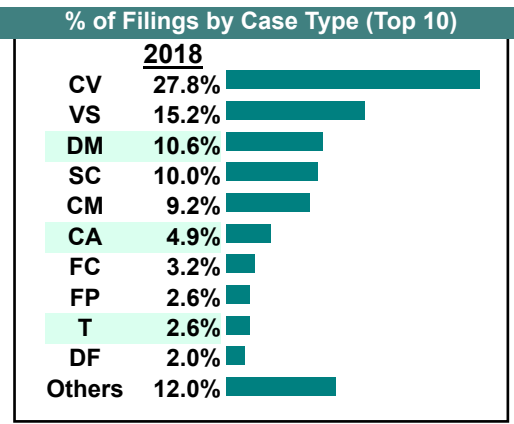
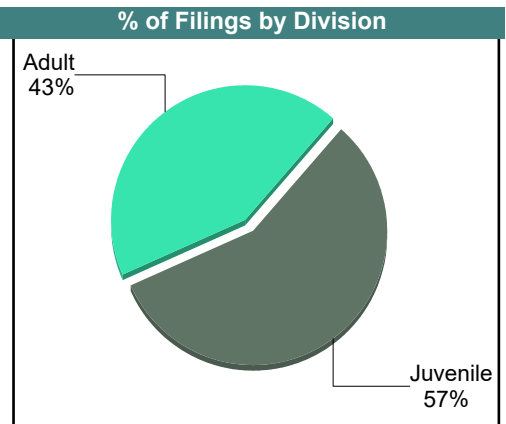

CASELOAD STATISTICS OF THE JUVENILE & DOMESTIC RELATIONS COURTS

June 2018

Arlington

District: 17

		<u>Filings</u>	<u>Hearings</u>	<u>Transactions</u>	<u>Concluded</u>	<u>Cont</u>
<u>Adult</u>						
Bond Forfeiture	BF	0	1	1	0	1
Capias	CA	17	37	37	20	17
Felony	CF	6	32	32	6	26
Misdemeanor	CM	32	100	100	28	72
Family Abuse - Prot Order	FP	9	22	22	13	9
Motion - Prot Order	MP	3	3	3	3	-
Other	OT	2	2	2	2	-
Remand Support	RS	1	1	1	1	-
Show Cause	SC	26	59	59	32	27
SL/Other	SL	1	1	1	1	-
Civil Support	VS	53	101	101	58	43
Adult Total		150	359	359	164	195
<u>Juvenile</u>						
Abuse or Neglect	AN	2	20	20	7	13
Non-Family Abuse Prot Order	AP	1	3	3	0	3
Capias	CA	0	4	4	2	2
Child in Need of Services	CS	0	2	2	1	1
Custody Visitation	CV	97	167	167	95	72
Felony	DF	7	49	49	13	36
Misdemeanor	DM	37	151	151	65	86
Foster Care Review	FC	11	11	11	9	2
Initial Foster Care	IF	2	4	4	2	2
Permanency	PH	5	5	5	5	-
Petition	PT	6	10	10	6	4
Show Cause	SC	9	16	16	7	9
Status	ST	6	10	10	4	6
Traffic	T	9	11	13	9	4
Term Parental Rights	TP	0	3	3	3	-
Truancy	TR	7	22	22	8	14
Juvenile Total		199	488	490	236	254
Arlington Totals		349	847	849	400	449



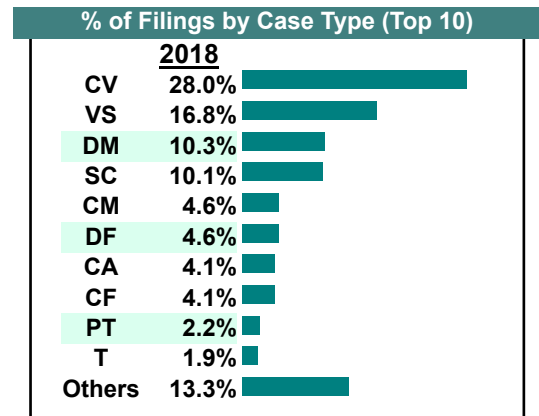
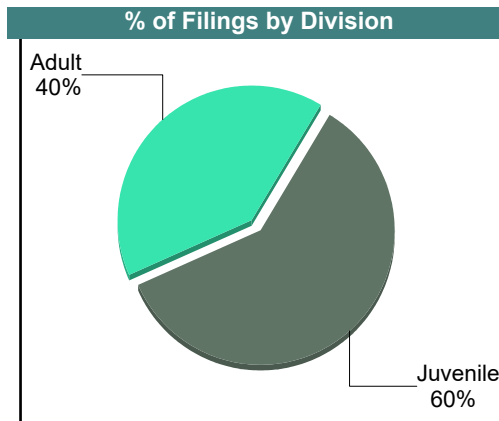

CASELOAD STATISTICS OF THE JUVENILE & DOMESTIC RELATIONS COURTS

May 2018

Arlington

District: 17

		<u>Filings</u>	<u>Hearings</u>	<u>Transactions</u>	<u>Concluded</u>	<u>Cont</u>
<u>Adult</u>						
Capias	CA	11	67	67	25	42
Felony	CF	15	48	48	21	27
Misdemeanor	CM	17	81	81	38	43
Family Abuse - Prot Order	FP	5	21	21	9	12
Motion - Prot Order	MP	2	4	4	2	2
Other	OT	1	1	1	1	-
Violation Fam Abuse PO	PS	1	1	1	1	-
Restricted O/L	RL	1	1	1	1	-
Remand Support	RS	2	2	2	2	-
Show Cause	SC	31	69	69	32	37
Civil Support	VS	62	123	123	62	61
Adult Total		148	418	418	194	224
<u>Juvenile</u>						
Abuse or Neglect	AN	2	19	19	11	8
Non-Family Abuse Prot Order	AP	0	1	1	1	-
Capias	CA	4	13	13	5	8
Child in Need of Services	CS	3	7	7	4	3
Custody Visitation	CV	103	180	180	116	64
Felony	DF	17	102	102	40	62
Misdemeanor	DM	38	125	125	50	75
Initial Foster Care	IF	3	3	3	3	-
Motion - Prot Order	MP	1	1	1	1	-
Permanency	PH	4	4	4	4	-
Petition	PT	8	17	17	11	6
Remand Custody	RC	4	4	4	4	-
Remand Visitation	RV	4	4	4	4	-
Show Cause	SC	6	16	16	4	12
Status	ST	5	7	7	6	1
Traffic	T	7	6	8	7	1
Term Parental Rights	TP	3	3	3	3	-
Truancy	TR	7	11	11	2	9
Voluntary Continuing Services Agreement	VA	1	1	1	1	-
Juvenile Total		220	524	526	277	249
Arlington Totals		368	942	944	471	473



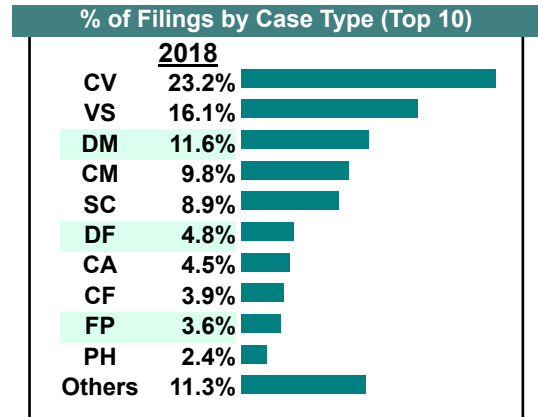
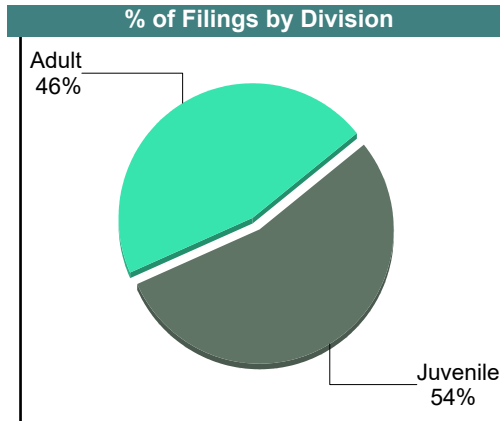
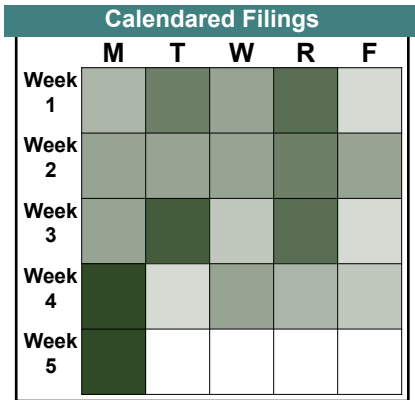
CASELOAD STATISTICS OF THE JUVENILE & DOMESTIC RELATIONS COURTS

April 2018

Arlington

District: 17

		<u>Filings</u>	<u>Hearings</u>	<u>Transactions</u>	<u>Concluded</u>	<u>Cont</u>
<u>Adult</u>						
Capias	CA	12	36	36	20	16
Felony	CF	13	35	35	7	28
Misdemeanor	CM	33	91	91	28	63
Family Abuse - Prot Order	FP	12	33	33	10	23
Motion - Prot Order	MP	2	3	3	2	1
Other	OT	2	3	3	3	-
Show Cause	SC	26	79	79	37	42
Civil Support	VS	54	93	93	56	37
Adult Total		154	373	373	163	210
<u>Juvenile</u>						
Abuse or Neglect	AN	2	18	18	4	14
Non-Family Abuse Prot Order	AP	0	2	2	0	2
Capias	CA	3	7	7	0	7
Child in Need of Services	CS	1	8	8	4	4
Custody Visitation	CV	78	152	152	73	79
Felony	DF	16	66	66	12	54
Misdemeanor	DM	39	136	136	38	98
Foster Care Review	FC	4	4	4	4	-
Initial Foster Care	IF	5	5	5	4	1
Motion - Prot Order	MP	2	2	2	2	-
Permanency	PH	8	12	12	8	4
Petition	PT	5	10	10	4	6
Show Cause	SC	4	14	14	9	5
Status	ST	5	15	15	11	4
Traffic	T	7	4	7	6	1
Term Parental Rights	TP	0	2	2	1	1
Truancy	TR	2	10	10	3	7
Voluntary Continuing Services Agreement	VA	1	1	1	1	-
Juvenile Total		182	468	471	184	287
Arlington Totals		336	841	844	347	497



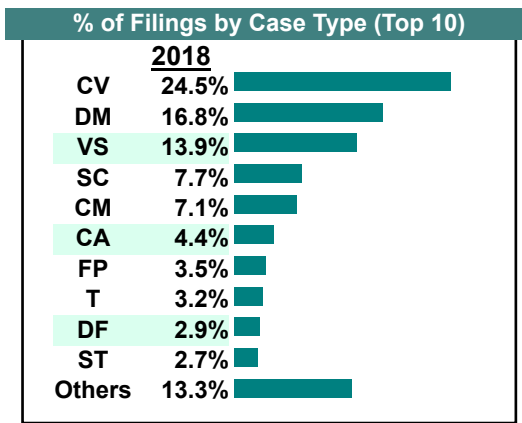
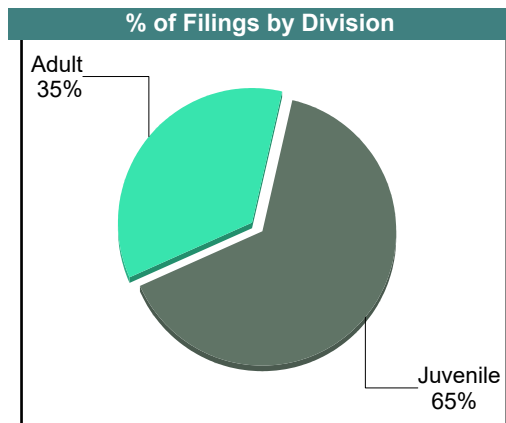

CASELOAD STATISTICS OF THE JUVENILE & DOMESTIC RELATIONS COURTS

March 2018

Arlington

District: 17

		<u>Filings</u>	<u>Hearings</u>	<u>Transactions</u>	<u>Concluded</u>	<u>Cont</u>
<u>Adult</u>						
Capias	CA	11	49	49	20	29
Felony	CF	6	25	25	6	19
Misdemeanor	CM	24	102	102	34	68
Family Abuse - Prot Order	FP	12	32	32	15	17
Motion - Prot Order	MP	3	3	3	3	-
Remand Support	RS	1	2	2	1	1
Show Cause	SC	16	59	59	21	38
Civil Support	VS	47	92	92	38	54
Adult Total		120	364	364	138	226
<u>Juvenile</u>						
Abuse or Neglect	AN	3	28	28	9	19
Non-Family Abuse Prot Order	AP	0	1	1	0	1
Capias	CA	4	5	5	3	2
Child in Need of Services	CS	4	8	8	0	8
Custody Visitation	CV	83	158	158	59	99
Felony	DF	10	55	55	5	50
Misdemeanor	DM	57	145	145	39	106
Foster Care Review	FC	3	3	3	3	-
Initial Foster Care	IF	6	7	7	7	-
Permanency	PH	5	6	6	4	2
Petition	PT	7	7	7	0	7
Remand Custody	RC	2	4	4	2	2
Show Cause	SC	10	17	17	6	11
Status	ST	9	15	15	6	9
Traffic	T	11	12	17	14	3
Term Parental Rights	TP	1	5	5	1	4
Truancy	TR	4	7	7	0	7
Juvenile Total		219	483	488	158	330
Arlington Totals		339	847	852	296	556



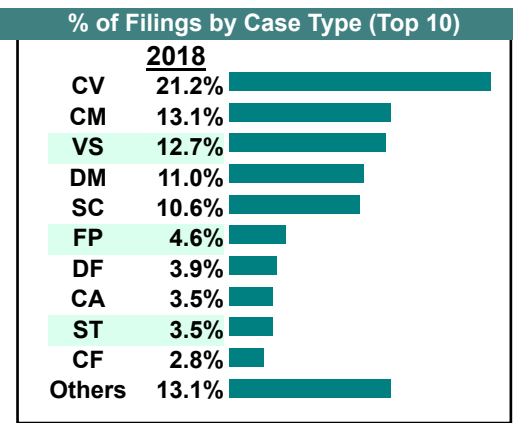
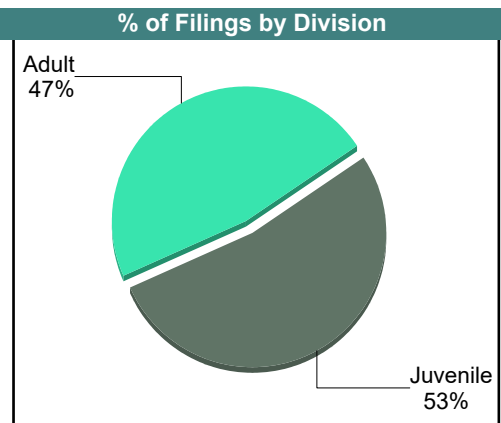

CASELOAD STATISTICS OF THE JUVENILE & DOMESTIC RELATIONS COURTS

February 2018

Arlington

District: 17

		<u>Filings</u>	<u>Hearings</u>	<u>Transactions</u>	<u>Concluded</u>	<u>Cont</u>
<u>Adult</u>						
Capias	CA	9	53	53	13	40
Felony	CF	8	38	38	12	26
Misdemeanor	CM	37	113	113	40	73
Family Abuse - Prot Order	FP	13	31	31	10	21
Motion - Prot Order	MP	2	2	2	2	-
Other	OT	2	2	2	1	1
Remand Support	RS	1	1	1	1	-
Show Cause	SC	26	67	67	29	38
Civil Support	VS	36	78	78	36	42
Adult Total		134	385	385	144	241
<u>Juvenile</u>						
Abuse or Neglect	AN	6	28	28	1	27
Non-Family Abuse Prot Order	AP	2	3	3	0	3
Capias	CA	1	3	3	2	1
Child in Need of Services	CS	2	2	2	0	2
Custody Visitation	CV	60	151	151	101	50
Felony	DF	11	76	76	17	59
Misdemeanor	DM	31	102	102	40	62
Foster Care Review	FC	2	2	2	2	-
Permanency	PH	6	9	9	6	3
Petition	PT	5	10	10	5	5
Remand Custody	RC	1	1	1	1	-
Show Cause	SC	4	8	8	2	6
Status	ST	10	14	14	5	9
Traffic	T	6	5	8	4	4
Term Parental Rights	TP	0	1	1	1	-
Truancy	TR	2	2	2	0	2
Juvenile Total		149	417	420	187	233
Arlington Totals		283	802	805	331	474



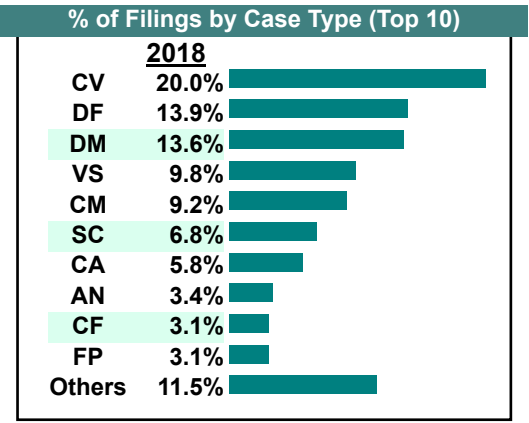
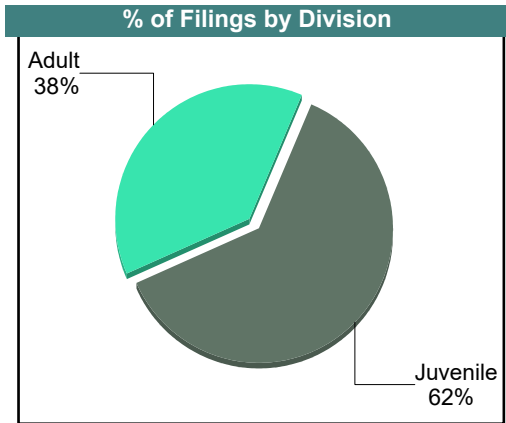
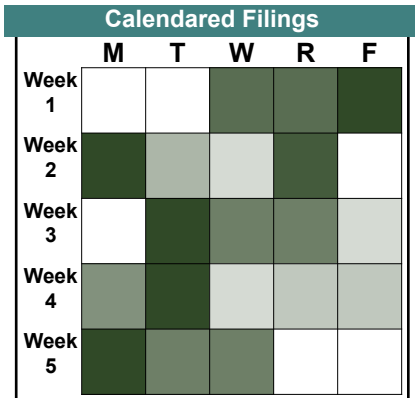
CASELOAD STATISTICS OF THE JUVENILE & DOMESTIC RELATIONS COURTS

January 2018

Arlington

District: 17

		<u>Filings</u>	<u>Hearings</u>	<u>Transactions</u>	<u>Concluded</u>	<u>Cont</u>
<u>Adult</u>						
Bond Forfeiture	BF	0	1	1	0	1
Capias	CA	17	56	56	20	36
Felony	CF	9	28	28	6	22
Misdemeanor	CM	27	102	102	41	61
Family Abuse - Prot Order	FP	9	24	24	9	15
Motion - Prot Order	MP	2	2	2	2	-
Remand Support	RS	1	1	1	1	-
Show Cause	SC	17	65	65	26	39
SL/Other	SL	1	1	1	1	-
Civil Support	VS	29	65	65	30	35
Adult Total		112	345	345	136	209
<u>Juvenile</u>						
Abuse or Neglect	AN	10	29	29	2	27
Non-Family Abuse Prot Order	AP	0	1	1	1	-
Capias	CA	0	2	2	0	2
Child in Need of Services	CS	1	1	1	1	-
Custody Visitation	CV	59	160	160	74	86
Felony	DF	41	104	104	6	98
Misdemeanor	DM	40	109	109	26	83
Foster Care Review	FC	2	2	2	2	-
Initial Foster Care	IF	2	2	2	1	1
Permanency	PH	6	6	6	6	-
Petition	PT	4	6	6	2	4
Show Cause	SC	3	7	7	4	3
Status	ST	6	7	7	4	3
Traffic	T	3	10	10	8	2
Term Parental Rights	TP	5	7	7	5	2
Truancy	TR	1	4	4	4	-
Juvenile Total		183	457	457	146	311
Arlington Totals		295	802	802	282	520



CASELOAD STATISTICS OF THE JUVENILE & DOMESTIC RELATIONS COURTS

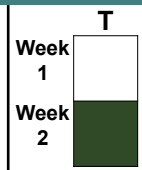
Falls Church

District: 17

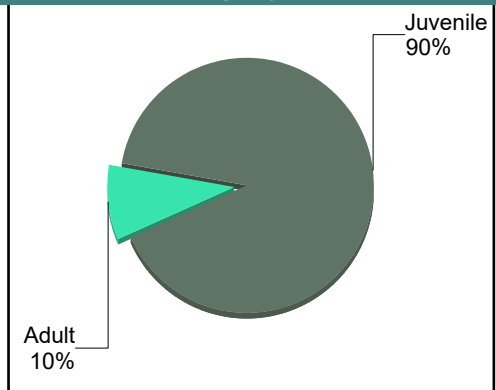
December 2018

		<u>Filings</u>	<u>Hearings</u>	<u>Transactions</u>	<u>Concluded</u>	<u>Cont</u>
<u>Adult</u>						
Felony	CF	0	1	1	1	-
Misdemeanor	CM	0	4	4	3	1
Show Cause	SC	2	2	2	0	2
Civil Support	VS	0	1	1	1	-
Adult Total		2	8	8	5	3
<u>Juvenile</u>						
Felony	DF	6	7	7	0	7
Misdemeanor	DM	11	11	11	1	10
Status	ST	0	4	4	1	3
Traffic	T	2	2	2	2	-
Juvenile Total		19	24	24	4	20
Falls Church Totals		21	32	32	9	23

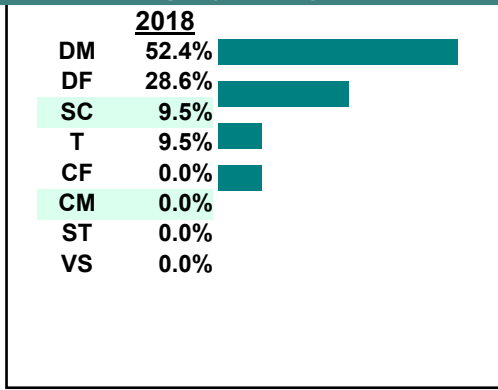
Calendared Filings



% of Filings by Division



% of Filings by Case Type (Top 10)



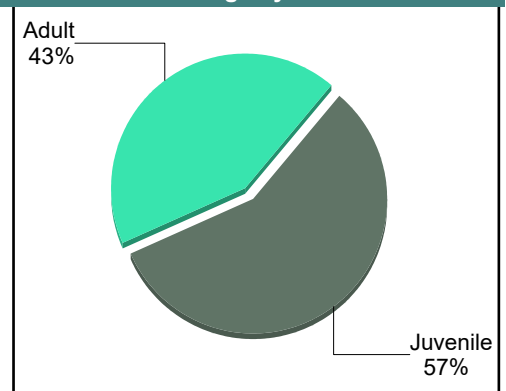
November 2018

		Filings	Hearings	Transactions	Concluded	Cont
Adult						
Felony	CF	1	6	6	2	4
Misdemeanor	CM	2	10	10	2	8
Family Abuse - Prot Order	FP	0	1	1	1	-
Show Cause	SC	0	1	1	1	-
Adult Total		3	18	18	6	12
Juvenile						
Child in Need of Services	CS	0	1	1	0	1
Felony	DF	1	3	3	0	2
Misdemeanor	DM	0	5	5	0	5
Foster Care Review	FC	1	3	3	1	1
Initial Foster Care	IF	1	2	2	1	1
Status	ST	1	10	10	1	9
Truancy	TR	0	1	1	1	-
Juvenile Total		4	25	25	4	19
Falls Church Totals		7	43	43	10	31

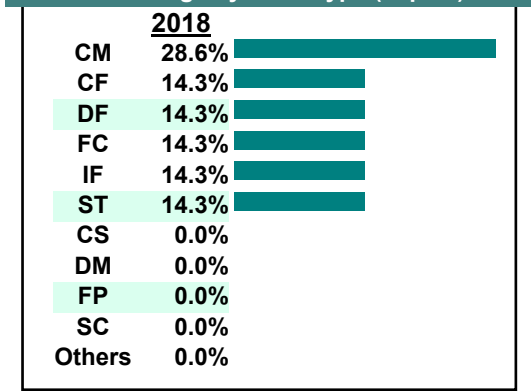
Calendared Filings

	T	R	F
Week 1			
Week 2			
Week 3			

% of Filings by Division



% of Filings by Case Type (Top 10)



CASELOAD STATISTICS OF THE JUVENILE & DOMESTIC RELATIONS COURTS

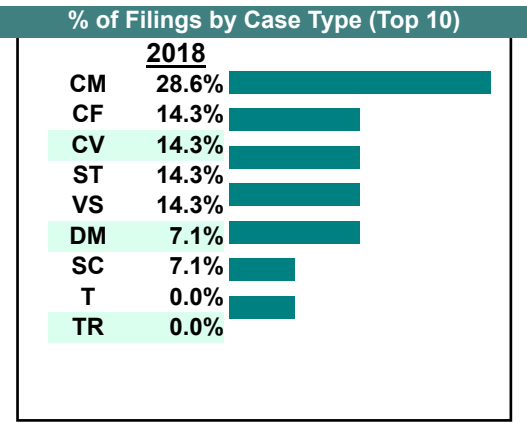
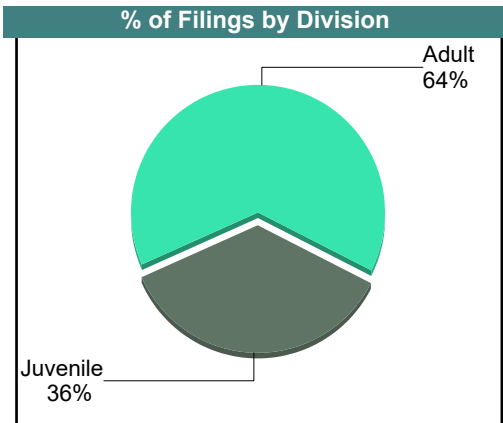
October 2018

Falls Church

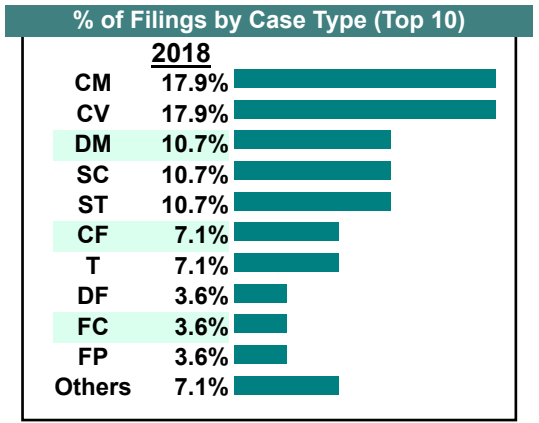
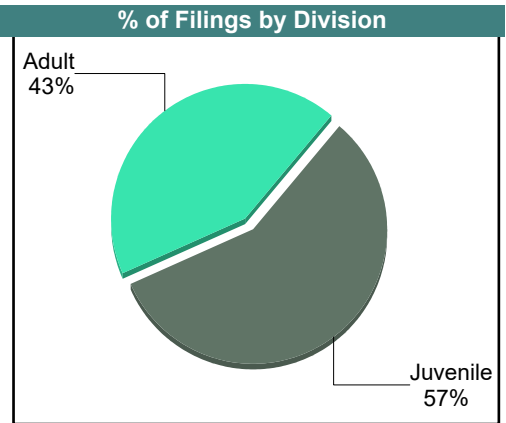
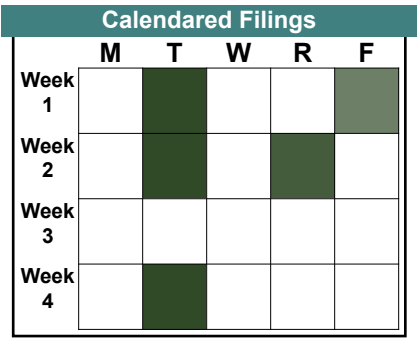
District: 17

		<u>Filings</u>	<u>Hearings</u>	<u>Transactions</u>	<u>Concluded</u>	<u>Cont</u>
<u>Adult</u>						
Felony	CF	2	5	5	0	5
Misdemeanor	CM	4	9	9	0	9
Show Cause	SC	1	3	3	0	3
Civil Support	VS	2	3	3	1	2
Adult Total		9	20	20	1	19
<u>Juvenile</u>						
Custody Visitation	CV	2	5	5	3	2
Misdemeanor	DM	1	6	6	0	6
Status	ST	2	3	3	0	3
Traffic	T	0	1	1	1	-
Truancy	TR	0	2	2	0	2
Juvenile Total		5	17	17	4	13
Falls Church Totals		14	37	37	5	32

Calendared Filings					
	M	T	W	R	F
Week 1	■				■
Week 2		■	■		
Week 3					■
Week 4		■			



		<u>Filings</u>	<u>Hearings</u>	<u>Transactions</u>	<u>Concluded</u>	<u>Cont</u>
Adult						
Felony	CF	2	3	3	0	3
Misdemeanor	CM	5	12	12	3	9
Family Abuse - Prot Order	FP	1	4	4	1	3
Show Cause	SC	3	3	3	1	2
Civil Support	VS	1	1	1	0	1
Adult Total		12	23	23	5	18
Juvenile						
Child in Need of Services	CS	0	1	1	0	1
Custody Visitation	CV	5	7	7	0	7
Felony	DF	1	2	2	0	2
Misdemeanor	DM	3	7	7	0	7
Foster Care Review	FC	1	2	2	0	2
Status	ST	3	16	16	1	15
Traffic	T	2	1	2	1	1
Truancy	TR	1	2	2	1	1
Juvenile Total		16	38	39	3	36
Falls Church Totals		28	61	62	8	54



CASELOAD STATISTICS OF THE JUVENILE & DOMESTIC RELATIONS COURTS

Falls Church

District: 17

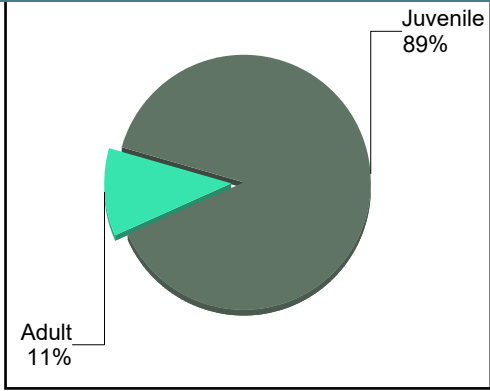
August 2018

		<u>Filings</u>	<u>Hearings</u>	<u>Transactions</u>	<u>Concluded</u>	<u>Cont</u>
<u>Adult</u>						
Misdemeanor	CM	1	4	4	1	3
Civil Support	VS	0	1	1	1	-
Adult Total		1	5	5	2	3
<u>Juvenile</u>						
Misdemeanor	DM	5	11	11	4	7
Status	ST	0	2	2	0	2
Traffic	T	2	1	3	3	-
Truancy	TR	1	3	3	0	3
Juvenile Total		8	17	19	7	12
Falls Church Totals		9	22	24	9	15

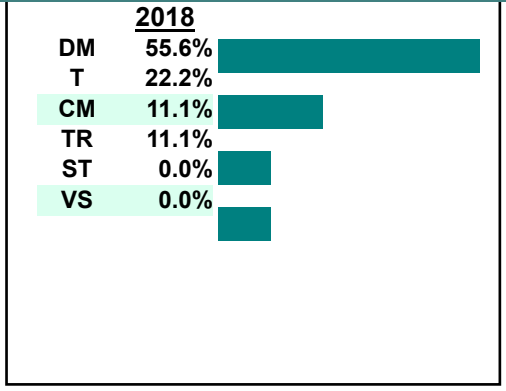
Calendared Filings

	T	R
Week 1		
Week 2		
Week 3		

% of Filings by Division



% of Filings by Case Type (Top 10)

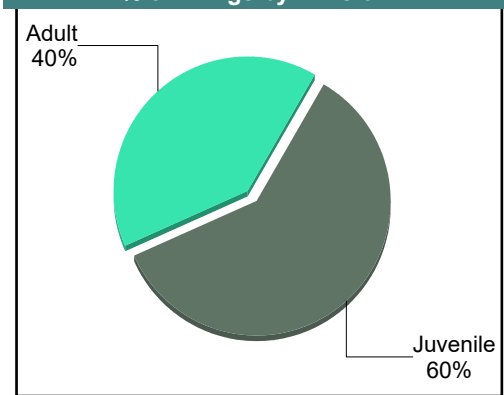


		<u>Filings</u>	<u>Hearings</u>	<u>Transactions</u>	<u>Concluded</u>	<u>Cont</u>
Adult						
Misdemeanor	CM	3	7	7	1	6
Show Cause	SC	0	1	1	1	-
Civil Support	VS	1	1	1	0	1
Adult Total		4	9	9	2	7
Juvenile						
Child in Need of Services	CS	0	1	1	0	1
Felony	DF	0	1	1	0	1
Misdemeanor	DM	3	11	11	3	8
Foster Care Review	FC	1	1	1	1	-
Status	ST	1	5	5	0	5
Traffic	T	1	0	1	1	-
Truancy	TR	0	1	1	0	1
Juvenile Total		6	20	21	5	16
Falls Church Totals		10	29	30	7	23

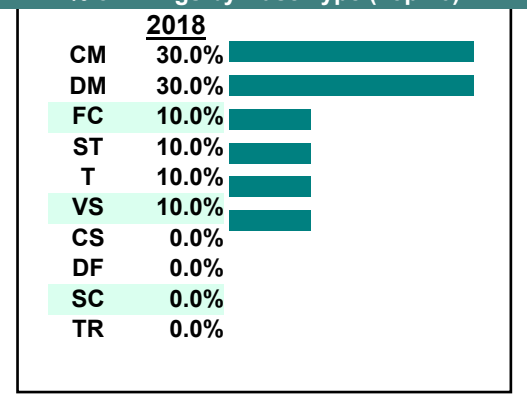
Calendared Filings

	M	T	W	F
Week 1		■		
Week 2				■
Week 3		■	■	
Week 4		■		

% of Filings by Division

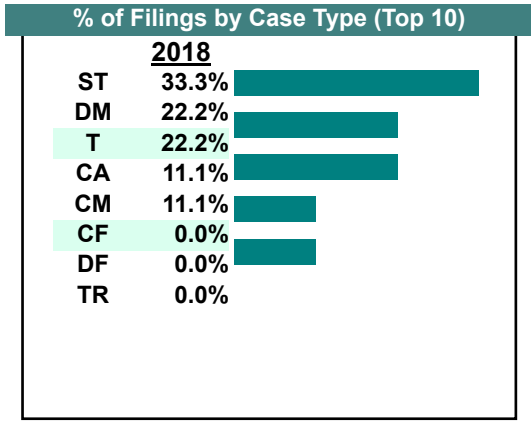
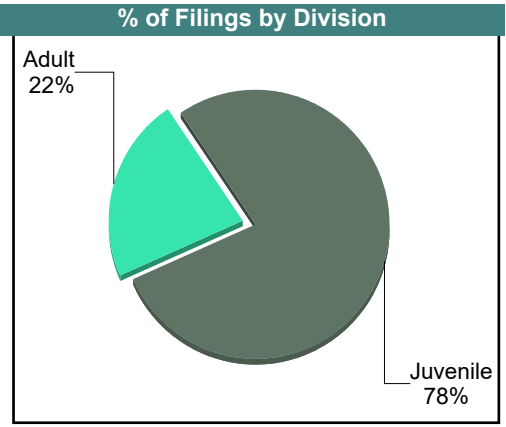


% of Filings by Case Type (Top 10)



		<u>Filings</u>	<u>Hearings</u>	<u>Transactions</u>	<u>Concluded</u>	<u>Cont</u>
Adult						
Capias	CA	1	1	1	1	-
Felony	CF	0	2	2	1	1
Misdemeanor	CM	1	5	5	2	3
Adult Total		2	8	8	4	4
Juvenile						
Felony	DF	0	1	1	0	1
Misdemeanor	DM	2	5	5	1	4
Status	ST	3	5	5	2	3
Traffic	T	2	2	2	1	1
Truancy	TR	0	1	1	0	1
Juvenile Total		7	14	14	4	10
Falls Church Totals		9	22	22	8	14

Calendared Filings				
	M	T	W	F
Week 1				
Week 2				
Week 3				

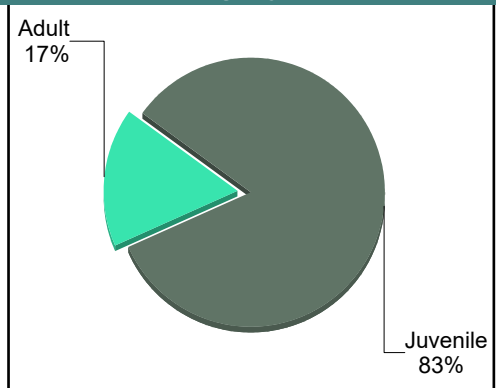


		<u>Filings</u>	<u>Hearings</u>	<u>Transactions</u>	<u>Concluded</u>	<u>Cont</u>
Adult						
Misdemeanor	CM	1	3	3	1	2
Adult Total		1	3	3	1	2
Juvenile						
Child in Need of Services	CS	0	3	3	1	2
Felony	DF	0	3	3	0	3
Misdemeanor	DM	0	13	13	2	11
Foster Care Review	FC	1	2	2	0	2
Initial Foster Care	IF	1	1	1	1	-
Status	ST	2	3	3	0	3
Traffic	T	1	0	1	1	-
Juvenile Total		5	25	26	5	21
Falls Church Totals		6	28	29	6	23

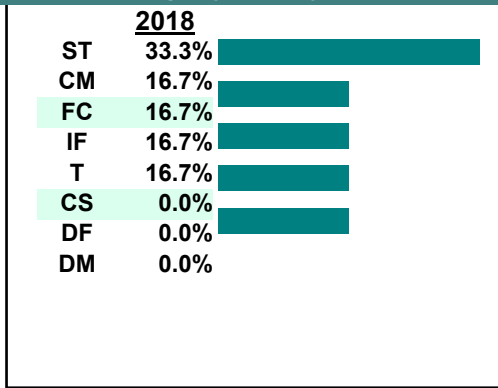
Calendared Filings

	T	R
Week 1		
Week 2		
Week 3		
Week 4		

% of Filings by Division



% of Filings by Case Type (Top 10)



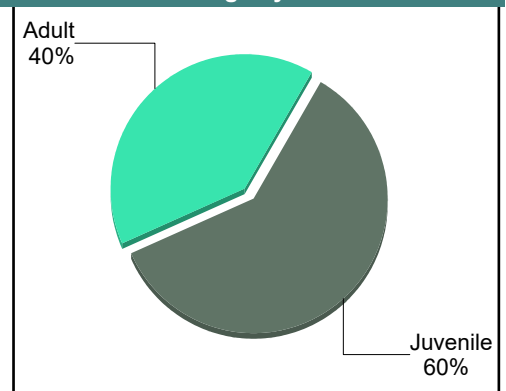
April 2018

		<u>Filings</u>	<u>Hearings</u>	<u>Transactions</u>	<u>Concluded</u>	<u>Cont</u>
Adult						
Felony	CF	0	2	2	0	2
Misdemeanor	CM	1	5	5	1	4
Family Abuse - Prot Order	FP	0	1	1	0	1
Show Cause	SC	0	1	1	1	-
Civil Support	VS	1	1	1	1	-
Adult Total		2	10	10	3	7
Juvenile						
Abuse or Neglect	AN	0	4	4	0	4
Child in Need of Services	CS	0	1	1	1	-
Felony	DF	0	2	2	0	2
Misdemeanor	DM	2	3	3	0	3
Status	ST	0	1	1	0	1
Traffic	T	1	2	2	2	-
Juvenile Total		3	13	13	3	10
Falls Church Totals		5	23	23	6	17

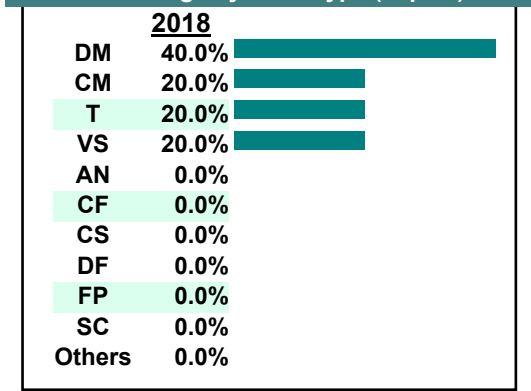
Calendared Filings

	T	W
Week 1		
Week 2		
Week 3		

% of Filings by Division



% of Filings by Case Type (Top 10)



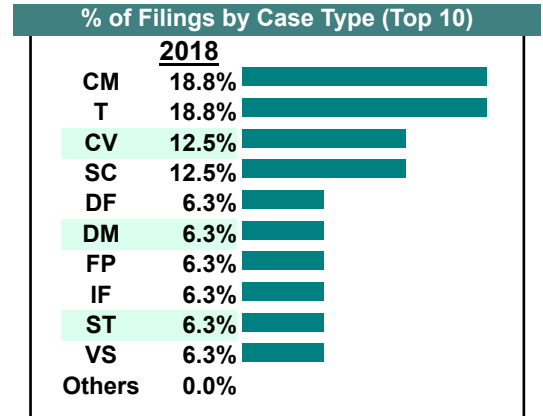
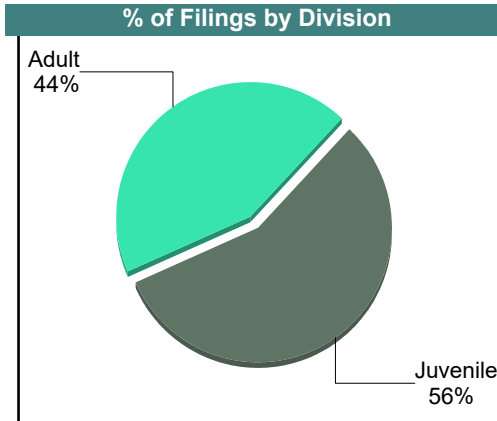
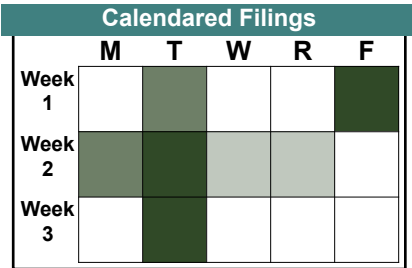
CASELOAD STATISTICS OF THE JUVENILE & DOMESTIC RELATIONS COURTS

Falls Church

District: 17

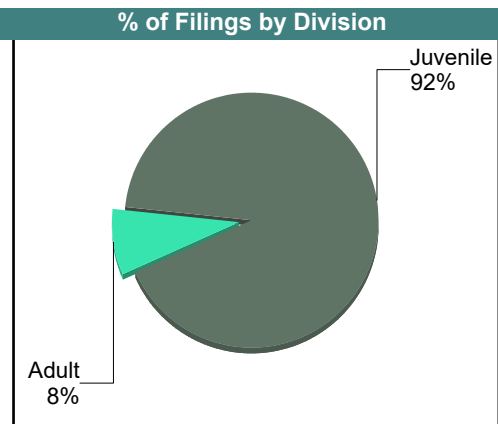
March 2018

		<u>Filings</u>	<u>Hearings</u>	<u>Transactions</u>	<u>Concluded</u>	<u>Cont</u>
Adult						
Misdemeanor	CM	3	7	7	3	4
Family Abuse - Prot Order	FP	1	2	2	0	2
Show Cause	SC	2	3	3	1	2
Civil Support	VS	1	1	1	1	-
Adult Total		7	13	13	5	8
Juvenile						
Child in Need of Services	CS	0	1	1	0	1
Custody Visitation	CV	2	3	3	3	-
Felony	DF	1	6	6	1	5
Misdemeanor	DM	1	8	8	1	7
Initial Foster Care	IF	1	1	1	1	-
Status	ST	1	1	1	0	1
Traffic	T	3	1	3	3	-
Truancy	TR	0	1	1	0	1
Juvenile Total		9	22	24	9	15
Falls Church Totals		16	35	37	14	23



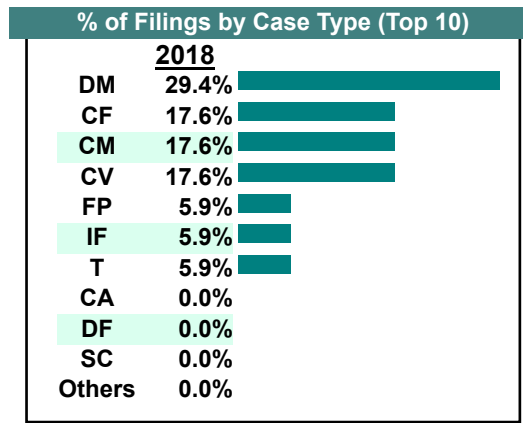
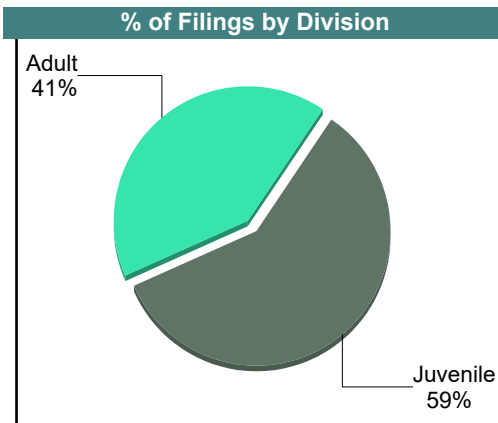
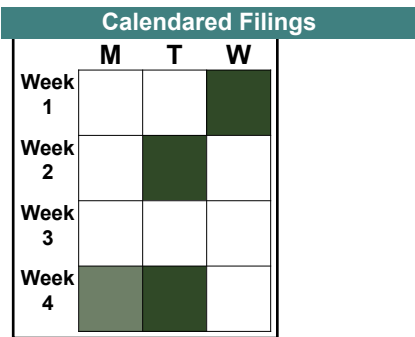
		<u>Filings</u>	<u>Hearings</u>	<u>Transactions</u>	<u>Concluded</u>	<u>Cont</u>
Adult						
Felony	CF	0	5	5	1	4
Misdemeanor	CM	0	5	5	2	3
Family Abuse - Prot Order	FP	0	1	1	1	-
Show Cause	SC	1	3	3	2	1
Adult Total		1	14	14	6	8
Juvenile						
Child in Need of Services	CS	1	3	3	0	3
Custody Visitation	CV	3	5	5	5	-
Felony	DF	2	5	5	0	5
Misdemeanor	DM	3	17	17	4	13
Initial Foster Care	IF	1	1	1	1	-
Traffic	T	0	2	2	1	-
Truancy	TR	1	1	1	0	1
Juvenile Total		11	34	34	11	22
Falls Church Totals		12	48	48	17	30

Calendared Filings				
	T	W	R	F
Week 1				
Week 2				
Week 3				
Week 4				
Week 5				



% of Filings by Case Type (Top 10)	
	2018
CV	25.0%
DM	25.0%
DF	16.7%
CS	8.3%
IF	8.3%
SC	8.3%
TR	8.3%
CF	0.0%
CM	0.0%
FP	0.0%
Others	0.0%

		<u>Filings</u>	<u>Hearings</u>	<u>Transactions</u>	<u>Concluded</u>	<u>Cont</u>
Adult						
Capias	CA	0	1	1	1	-
Felony	CF	3	7	7	1	6
Misdemeanor	CM	3	8	8	2	6
Family Abuse - Prot Order	FP	1	1	1	0	1
Show Cause	SC	0	1	1	1	-
Civil Support	VS	0	2	2	2	-
Adult Total		7	20	20	7	13
Juvenile						
Custody Visitation	CV	3	3	3	0	3
Felony	DF	0	1	1	1	-
Misdemeanor	DM	5	8	8	0	8
Initial Foster Care	IF	1	1	1	1	-
Status	ST	0	1	1	1	-
Traffic	T	1	1	1	0	1
Truancy	TR	0	1	1	1	-
Juvenile Total		10	16	16	4	12
Falls Church Totals		17	36	36	11	25



Filings by Court & Division

	<u>Arlington</u>		<u>Falls Church</u>		<u>Total</u>
A Civil Support	535	99%	6	1%	541
Adult Misdemeanor	326	93%	24	7%	350
Show Cause	286	97%	9	3%	295
Capias	137	99%	1	1%	138
Family Abuse - Prot Ord	114	97%	3	3%	117
Adult Felony	101	93%	8	7%	109
Motion - Prot Order	26	100%	-	0%	26
Remand Support	13	100%	-	0%	13
Other	10	100%	-	0%	10
SL/Other	8	100%	-	0%	8
Bond Forfeiture	3	100%	-	0%	3
Non-Family Abuse Prot	1	100%	-	0%	1
Protective Order	1	100%	-	0%	1
Restricted O/L	1	100%	-	0%	1
Violation Fam Abuse PC	1	100%	-	0%	1
Violation of PO	1	100%	-	0%	1
Total	1,564	97%	51	3%	1,615
J Custody Visitation	922	98%	15	2%	937
Delinquency	622	93%	47	7%	669
Status Offense/Other	91	88%	13	13%	104
Traffic	82	85%	15	15%	97
Show Cause	90	100%	-	0%	90
Permanency	62	100%	-	0%	62
Abuse or Neglect	58	100%	-	0%	58
Paternity	54	100%	-	0%	54
Foster Care Review	43	91%	4	9%	47
Truancy	36	92%	3	8%	39
Initial Foster Care	29	85%	5	15%	34
Capias	28	100%	-	0%	28
Term Parental Rights	26	100%	-	0%	26
Child in Need of Service	24	96%	1	4%	25
Remand Custody	16	100%	-	0%	16
Voluntary Continuing Se	11	100%	-	0%	11
Motion - Prot Order	7	100%	-	0%	7
Non-Family Abuse Prot	4	100%	-	0%	4
Remand Visitation	4	100%	-	0%	4
Total	2,209	96%	103	4%	2,312
Total	3,773	96%	154	4%	3,927

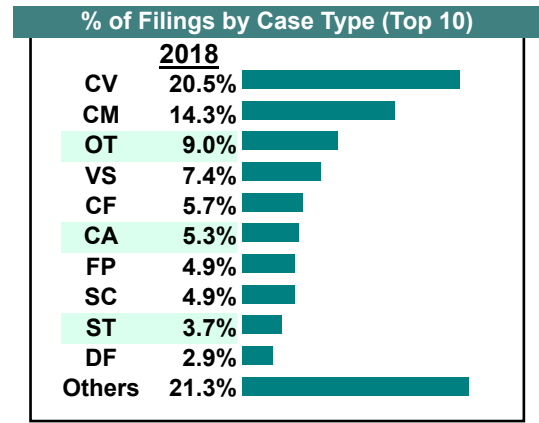
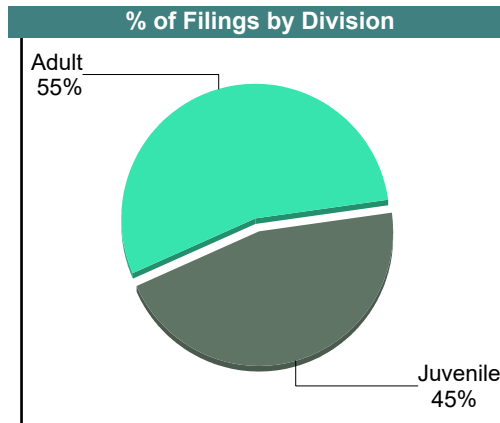
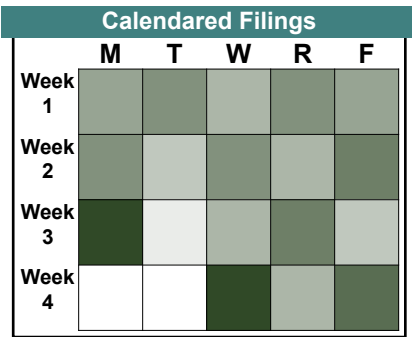
CASELOAD STATISTICS OF THE JUVENILE & DOMESTIC RELATIONS COURTS

December 2018

Alexandria

District: 18

		<u>Filings</u>	<u>Hearings</u>	<u>Transactions</u>	<u>Concluded</u>	<u>Cont</u>
<u>Adult</u>						
Capias	CA	13	35	35	14	21
Felony	CF	14	39	39	18	21
Misdemeanor	CM	35	126	126	43	83
Family Abuse - Prot Order	FP	12	29	29	10	19
Motion - Prot Order	MP	2	2	2	2	-
Other	OT	22	23	23	21	2
Protective Order	PC	5	6	6	5	1
Show Cause	SC	12	38	38	23	15
Civil Support	VS	18	46	46	24	22
Adult Total		133	344	344	160	184
<u>Juvenile</u>						
Abuse or Neglect	AN	3	9	9	4	5
Non-Family Abuse Prot Order	AP	2	4	4	0	4
Custody Relief	CR	1	1	1	1	-
Custody Visitation	CV	50	219	219	95	124
Felony	DF	7	21	21	5	16
Misdemeanor	DM	7	40	40	16	24
Foster Care Review	FC	6	6	6	6	-
Initial Foster Care	IF	1	1	1	1	-
Motion - Prot Order	MP	4	4	4	4	-
Permanency	PH	6	6	6	4	2
Remand Custody	RC	3	3	3	3	-
Remand Visitation	RV	3	3	3	3	-
Status	ST	9	19	19	15	4
Traffic	T	5	10	10	8	2
Term Parental Rights	TP	4	4	4	0	4
Truancy	TR	0	3	3	1	2
Juvenile Total		111	353	353	166	187
Alexandria Totals		244	697	697	326	371



CASELOAD STATISTICS OF THE JUVENILE & DOMESTIC RELATIONS COURTS

November 2018

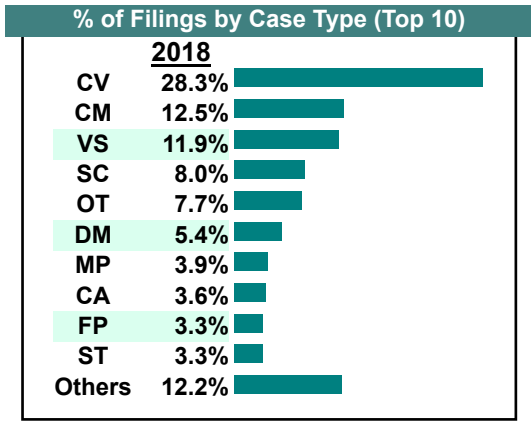
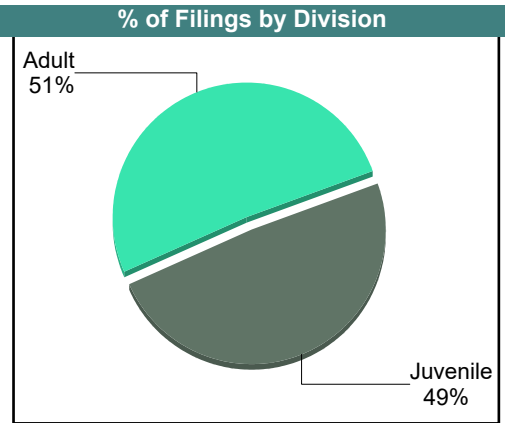

Alexandria

District: 18

		<u>Filings</u>	<u>Hearings</u>	<u>Transactions</u>	<u>Concluded</u>	<u>Cont</u>
<u>Adult</u>						
Capias	CA	12	36	36	19	17
Felony	CF	6	49	49	15	34
Misdemeanor	CM	42	144	144	41	103
Family Abuse - Prot Order	FP	11	30	30	9	21
Motion - Prot Order	MP	2	3	3	1	2
Other	OT	26	34	34	28	6
Protective Order	PC	4	4	4	4	-
Violation of PO	PV	1	1	1	1	-
Remand Support	RS	1	1	1	1	-
Show Cause	SC	27	65	65	27	38
Civil Support	VS	40	78	78	41	37
Adult Total		172	445	445	187	258

<u>Juvenile</u>						
Abuse or Neglect	AN	3	14	14	4	10
Child in Need of Services	CS	1	1	1	0	1
Custody Visitation	CV	95	218	218	79	139
Felony	DF	1	26	26	10	16
Misdemeanor	DM	18	76	76	26	50
Foster Care Review	FC	4	7	7	7	-
Initial Foster Care	IF	3	3	3	3	-
Motion - Prot Order	MP	11	12	12	12	-
Permanency	PH	5	5	5	5	-
Status	ST	11	15	15	7	8
Traffic	T	5	7	7	4	3
Term Parental Rights	TP	6	6	6	6	-
Truancy	TR	1	9	9	1	8
Juvenile Total		164	399	399	164	235

Alexandria Totals		336	844	844	351	493
--------------------------	--	------------	------------	------------	------------	------------



CASELOAD STATISTICS OF THE JUVENILE & DOMESTIC RELATIONS COURTS

October 2018

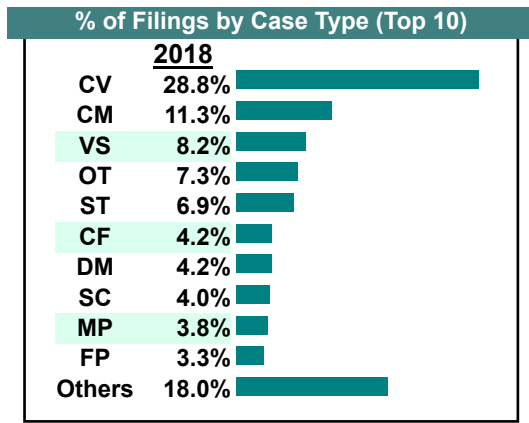
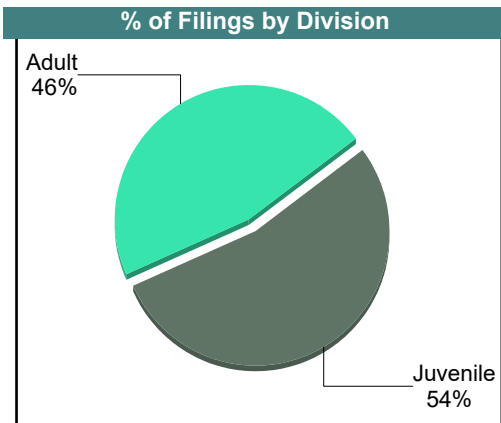
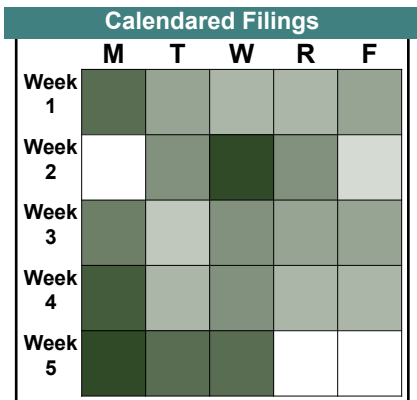
Alexandria

District: 18

		Filings	Hearings	Transactions	Concluded	Cont
Adult						
Non-Family Abuse Prot Order	AP	0	2	2	1	1
Capias	CA	13	29	29	11	18
Felony	CF	19	55	55	13	42
Misdemeanor	CM	51	182	182	56	126
Family Abuse - Prot Order	FP	15	35	35	14	21
Motion - Prot Order	MP	9	11	11	10	1
Other	OT	33	42	42	36	6
Protective Order	PC	9	10	10	10	-
Violation of PO	PV	1	1	1	1	-
Remand Support	RS	4	5	5	4	1
Show Cause	SC	17	49	49	22	27
SL/Other	SL	1	1	1	1	-
Civil Support	VS	37	72	72	30	42
Adult Total		209	494	494	209	285

Juvenile						
Abuse or Neglect	AN	3	6	6	2	4
Non-Family Abuse Prot Order	AP	1	3	3	2	1
Custody Visitation	CV	130	247	247	92	155
Felony	DF	10	17	17	0	17
Misdemeanor	DM	19	64	64	17	47
Foster Care Review	FC	7	8	8	7	1
Motion - Prot Order	MP	8	9	9	8	1
Permanency	PH	6	6	6	6	-
Petition	PT	2	2	2	2	-
Remand Custody	RC	5	7	7	5	2
Remand Visitation	RV	3	3	3	3	-
Show Cause	SC	1	2	2	1	1
Status	ST	31	42	42	29	13
Traffic	T	9	14	14	9	5
Term Parental Rights	TP	6	8	8	7	1
Truancy	TR	0	10	10	6	4
Voluntary Continuing Services Agreement	VA	1	1	1	1	-
Juvenile Total		242	449	449	197	252

Alexandria Totals		451	943	943	406	537
--------------------------	--	------------	------------	------------	------------	------------



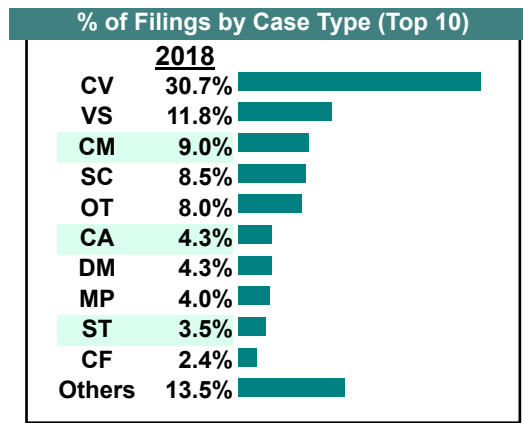
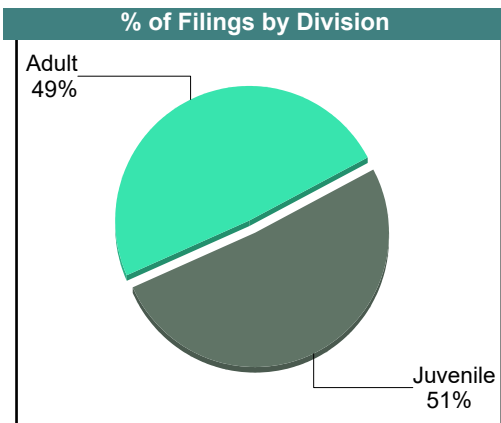
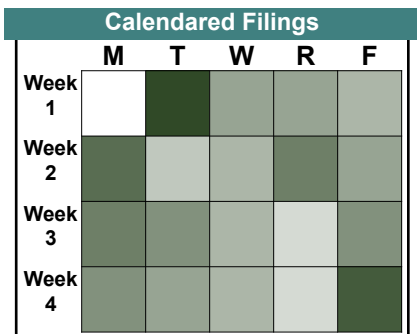
CASELOAD STATISTICS OF THE JUVENILE & DOMESTIC RELATIONS COURTS

September 2018

Alexandria

District: 18

		Filings	Hearings	Transactions	Concluded	Cont
Adult						
Non-Family Abuse Prot Order	AP	1	1	1	0	1
Capias	CA	18	36	36	19	17
Felony	CF	10	29	29	7	22
Misdemeanor	CM	38	142	142	30	112
Family Abuse - Prot Order	FP	7	19	19	7	12
Motion - Prot Order	MP	6	7	7	6	1
Other	OT	34	35	35	29	6
Protective Order	PC	3	3	3	3	-
Remand Support	RS	4	4	4	4	-
Show Cause	SC	35	59	59	27	32
SL/Other	SL	1	2	2	1	1
Civil Support	VS	50	98	98	62	36
Adult Total		207	435	435	195	240
Juvenile						
Abuse or Neglect	AN	2	15	15	8	7
Non-Family Abuse Prot Order	AP	1	2	2	1	1
Custody Visitation	CV	130	279	279	127	152
Felony	DF	9	23	23	8	15
Misdemeanor	DM	18	40	40	5	35
Foster Care Review	FC	4	5	5	4	1
Initial Foster Care	IF	0	2	2	2	-
Motion - Prot Order	MP	11	12	12	12	-
Permanency	PH	7	8	8	8	-
Petition	PT	1	1	1	1	-
Remand Custody	RC	3	3	3	3	-
Remand Visitation	RV	2	2	2	2	-
Show Cause	SC	1	1	1	0	1
Status	ST	15	15	15	14	1
Traffic	T	4	7	7	3	4
Term Parental Rights	TP	7	9	9	9	-
Truancy	TR	1	15	15	4	11
Juvenile Total		216	439	439	211	228
Alexandria Totals		423	874	874	406	468



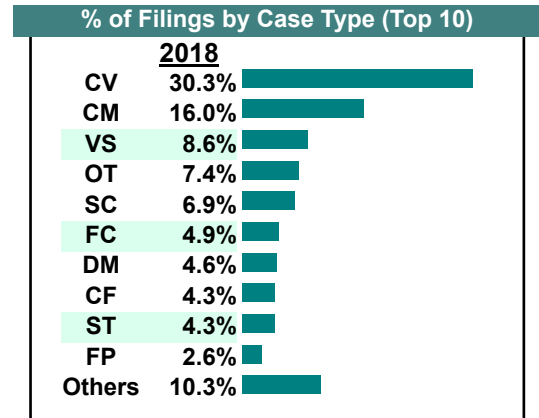
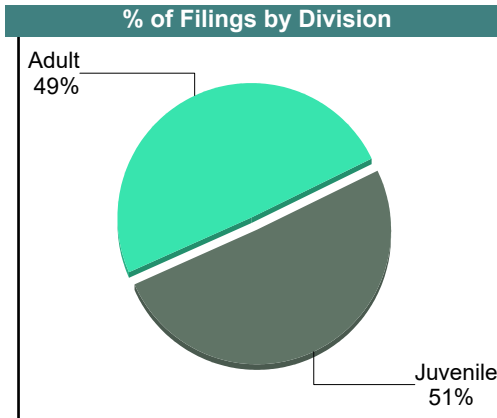
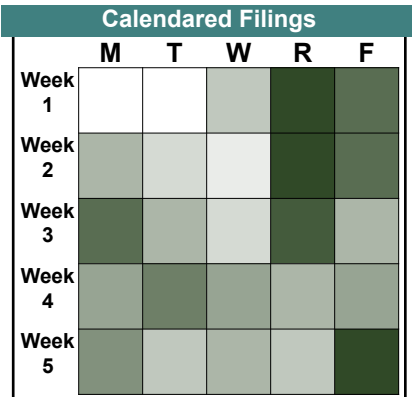
CASELOAD STATISTICS OF THE JUVENILE & DOMESTIC RELATIONS COURTS

August 2018

Alexandria

District: 18

		<u>Filings</u>	<u>Hearings</u>	<u>Transactions</u>	<u>Concluded</u>	<u>Cont</u>
<u>Adult</u>						
Capias	CA	6	21	21	8	13
Felony	CF	15	28	28	7	21
Misdemeanor	CM	56	149	149	37	112
Family Abuse - Prot Order	FP	9	30	30	14	16
Motion - Prot Order	MP	2	4	4	3	1
Other	OT	26	28	28	24	4
Protective Order	PC	4	4	4	4	-
Violation of PO	PV	1	1	1	1	-
Show Cause	SC	24	59	59	30	29
Civil Support	VS	30	70	70	34	36
Adult Total		173	394	394	162	232
<u>Juvenile</u>						
Abuse or Neglect	AN	5	12	12	3	9
Custody Visitation	CV	106	235	235	79	156
Felony	DF	2	27	27	7	20
Misdemeanor	DM	16	79	79	15	64
Foster Care Review	FC	17	17	17	14	3
Initial Foster Care	IF	3	3	3	1	2
Motion - Prot Order	MP	6	8	8	5	3
Permanency	PH	1	1	1	1	-
Show Cause	SC	0	1	1	1	-
Status	ST	15	20	20	16	4
Traffic	T	4	8	8	6	2
Truancy	TR	1	13	13	3	10
Voluntary Continuing Services Agreement	VA	1	1	1	1	-
Juvenile Total		177	425	425	152	273
Alexandria Totals		350	819	819	314	505



CASELOAD STATISTICS OF THE JUVENILE & DOMESTIC RELATIONS COURTS

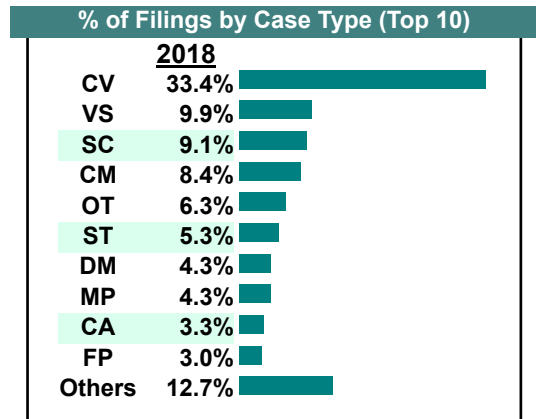
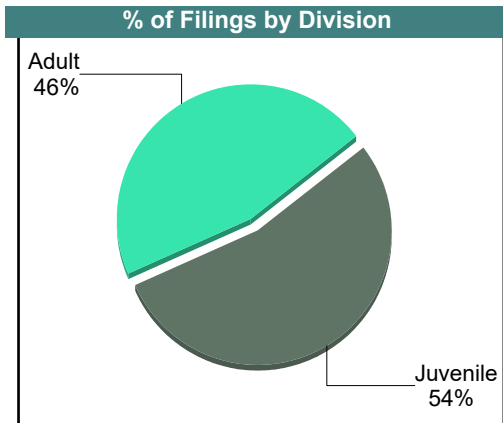
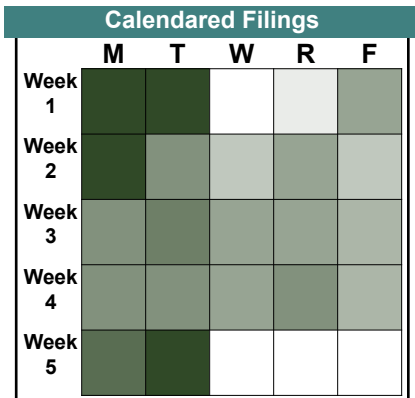
July 2018

Alexandria

District: 18

		<u>Filings</u>	<u>Hearings</u>	<u>Transactions</u>	<u>Concluded</u>	<u>Cont</u>
Adult						
Non-Family Abuse Prot Order	AP	1	2	2	1	1
Capias	CA	12	26	26	10	16
Felony	CF	6	25	25	10	15
Misdemeanor	CM	33	126	126	43	83
Family Abuse - Prot Order	FP	12	34	34	13	21
Motion - Prot Order	MP	7	7	7	5	2
Other	OT	25	30	30	25	5
Protective Order	PC	11	11	11	11	-
Violation of PO	PV	1	1	1	1	-
Restricted O/L	RL	1	1	1	1	-
Show Cause	SC	33	70	70	42	28
SL/Other	SL	1	2	2	1	1
Civil Support	VS	39	114	114	63	51
Adult Total		182	449	449	226	223

Juvenile						
Abuse or Neglect	AN	2	16	16	8	8
Non-Family Abuse Prot Order	AP	2	4	4	2	2
Capias	CA	1	1	1	1	-
Custody Visitation	CV	132	287	287	151	136
Felony	DF	3	17	17	5	12
Misdemeanor	DM	17	61	61	18	43
Foster Care Review	FC	1	1	1	1	-
Initial Foster Care	IF	6	6	6	6	-
Motion - Prot Order	MP	10	10	10	10	-
Permanency	PH	2	2	2	1	1
Petition	PT	1	2	2	2	-
Show Cause	SC	3	3	3	2	1
Status	ST	21	25	25	22	3
Traffic	T	6	14	14	3	11
Term Parental Rights	TP	3	3	3	0	3
Truancy	TR	3	11	11	0	11
Juvenile Total		213	463	463	232	231
Alexandria Totals		395	912	912	458	454



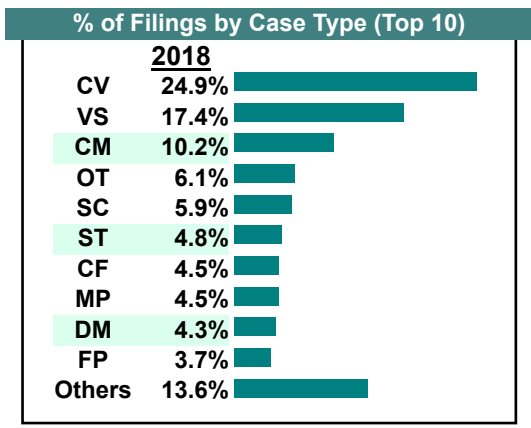
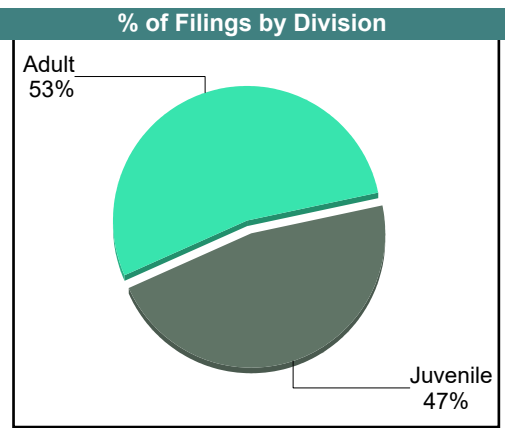

CASELOAD STATISTICS OF THE JUVENILE & DOMESTIC RELATIONS COURTS

June 2018

Alexandria

District: 18

		<u>Filings</u>	<u>Hearings</u>	<u>Transactions</u>	<u>Concluded</u>	<u>Cont</u>
<u>Adult</u>						
Capias	CA	10	25	25	16	9
Felony	CF	17	40	40	9	31
Misdemeanor	CM	38	168	168	53	115
Family Abuse - Prot Order	FP	14	38	38	13	25
Motion - Prot Order	MP	2	2	2	2	-
Other	OT	23	32	32	27	5
Protective Order	PC	3	3	3	3	-
Violation of PO	PV	2	2	2	2	-
Show Cause	SC	22	62	62	32	30
SL/Other	SL	3	3	3	3	-
Civil Support	VS	65	104	104	43	61
Adult Total		199	479	479	203	276
<u>Juvenile</u>						
Abuse or Neglect	AN	6	21	21	5	16
Non-Family Abuse Prot Order	AP	0	1	1	1	-
Custody Visitation	CV	93	238	238	100	138
Felony	DF	4	22	22	6	16
Misdemeanor	DM	16	66	66	13	53
Foster Care Review	FC	8	9	9	8	1
Initial Foster Care	IF	1	3	3	3	-
Motion - Prot Order	MP	15	15	15	15	-
Permanency	PH	3	4	4	3	1
Petition	PT	2	3	3	3	-
Status	ST	18	30	30	21	9
Traffic	T	2	4	4	3	1
Term Parental Rights	TP	0	5	5	4	1
Truancy	TR	7	15	15	4	11
Juvenile Total		175	436	436	189	247
Alexandria Totals		374	915	915	392	523



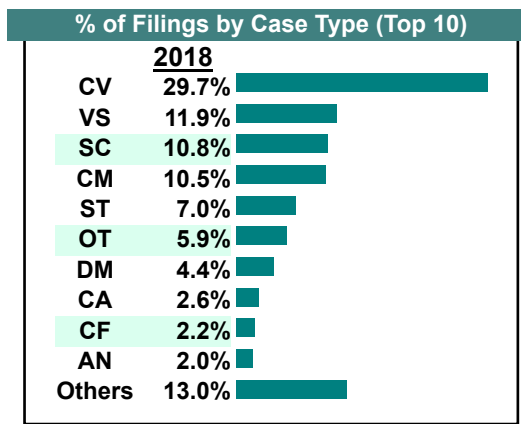
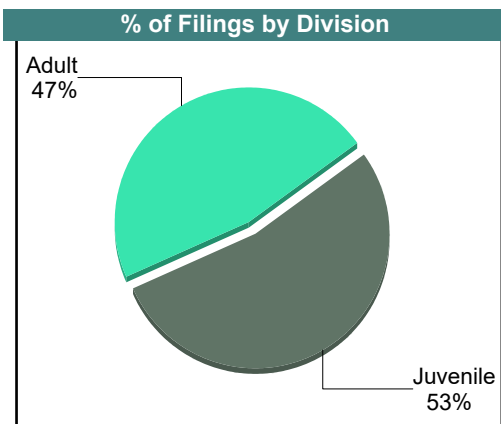

CASELOAD STATISTICS OF THE JUVENILE & DOMESTIC RELATIONS COURTS

May 2018

Alexandria

District: 18

		<u>Filings</u>	<u>Hearings</u>	<u>Transactions</u>	<u>Concluded</u>	<u>Cont</u>
<u>Adult</u>						
Capias	CA	12	25	25	12	13
Felony	CF	10	35	35	15	20
Misdemeanor	CM	48	165	165	62	103
Family Abuse - Prot Order	FP	8	26	26	11	15
Motion - Prot Order	MP	1	2	2	2	-
Other	OT	27	29	29	23	6
Protective Order	PC	5	8	8	7	1
Violation of PO	PV	1	1	1	1	-
Show Cause	SC	46	74	74	37	37
Civil Support	VS	54	96	96	39	56
Adult Total		212	461	461	209	251
<u>Juvenile</u>						
Abuse or Neglect	AN	9	20	20	3	17
Non-Family Abuse Prot Order	AP	0	2	2	1	1
Child in Need of Services	CS	0	2	2	2	-
Custody Visitation	CV	135	227	227	120	107
Felony	DF	4	50	50	27	23
Misdemeanor	DM	20	102	102	50	52
Entrustment	ET	4	4	4	4	-
Foster Care Review	FC	8	10	10	9	1
Initial Foster Care	IF	3	5	5	3	2
Motion - Prot Order	MP	8	9	9	9	-
Permanency	PH	2	5	5	5	-
Petition	PT	3	3	3	2	1
Show Cause	SC	3	4	4	4	-
Status	ST	32	40	40	31	9
Traffic	T	7	10	10	7	3
Term Parental Rights	TP	0	10	10	6	4
Truancy	TR	4	11	11	3	8
Voluntary Continuing Services Agreement	VA	1	1	1	1	-
Juvenile Total		243	515	515	287	228
Alexandria Totals		455	976	976	496	479



CASELOAD STATISTICS OF THE JUVENILE & DOMESTIC RELATIONS COURTS

April 2018

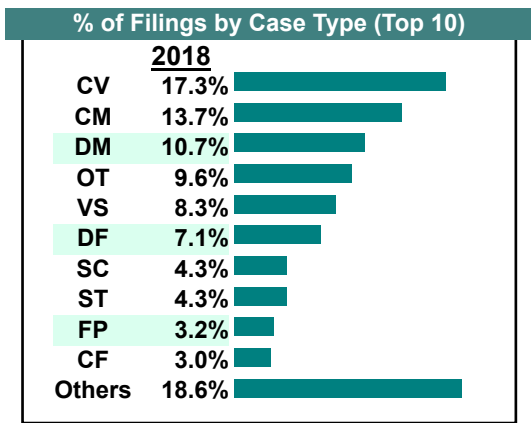
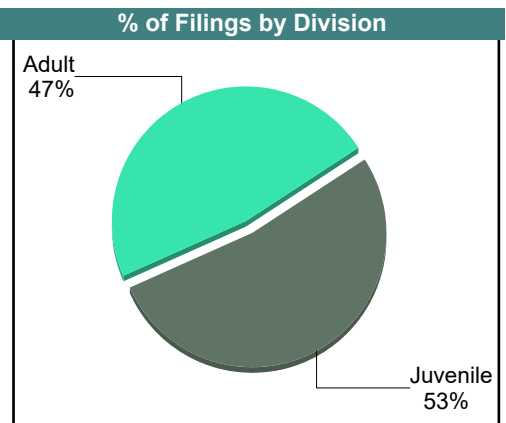

Alexandria

District: 18

		<u>Filings</u>	<u>Hearings</u>	<u>Transactions</u>	<u>Concluded</u>	<u>Cont</u>
<u>Adult</u>						
Capias	CA	9	40	40	27	13
Felony	CF	14	46	46	24	22
Misdemeanor	CM	64	167	167	47	120
Family Abuse - Prot Order	FP	15	38	38	17	21
Motion - Prot Order	MP	3	3	3	2	1
Other	OT	45	50	50	49	1
Protective Order	PC	9	9	9	8	1
Remand Support	RS	5	5	5	5	-
Show Cause	SC	18	61	61	26	35
SL/Other	SL	1	2	2	2	-
Civil Support	VS	39	72	72	40	32
Adult Total		222	493	493	247	246

<u>Juvenile</u>						
Abuse or Neglect	AN	3	29	29	22	7
Non-Family Abuse Prot Order	AP	1	3	3	1	2
Custody Relief	CR	1	1	1	1	-
Child in Need of Services	CS	2	2	2	0	2
Custody Visitation	CV	81	227	227	93	134
Felony	DF	33	67	67	8	59
Misdemeanor	DM	50	116	116	23	93
Entrustment	ET	1	1	1	1	-
Foster Care Review	FC	6	8	8	6	2
Initial Foster Care	IF	11	11	11	11	-
Motion - Prot Order	MP	9	14	14	13	1
Permanency	PH	9	10	10	9	1
Petition	PT	1	1	1	1	-
Remand Custody	RC	6	6	6	6	-
Remand Visitation	RV	6	6	6	6	-
Show Cause	SC	2	3	3	1	2
Status	ST	20	26	26	18	8
Traffic	T	4	10	10	7	3
Term Parental Rights	TP	0	2	2	2	-
Truancy	TR	0	11	11	2	9
Juvenile Total		246	554	554	231	323

Alexandria Totals		468	1,047	1,047	478	569
--------------------------	--	------------	--------------	--------------	------------	------------



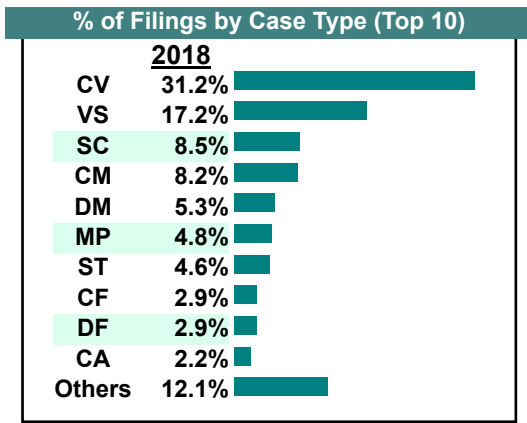
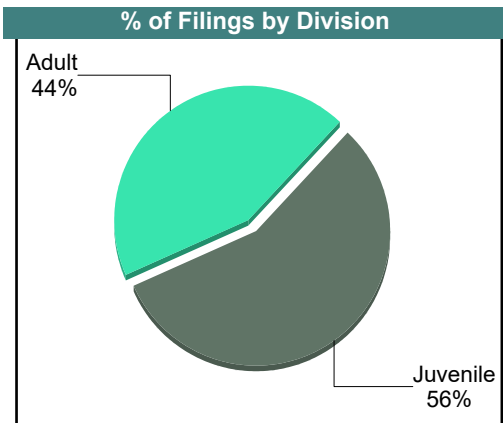

CASELOAD STATISTICS OF THE JUVENILE & DOMESTIC RELATIONS COURTS

March 2018

Alexandria

District: 18

		<u>Filings</u>	<u>Hearings</u>	<u>Transactions</u>	<u>Concluded</u>	<u>Cont</u>
<u>Adult</u>						
Capias	CA	9	63	63	17	46
Felony	CF	12	35	35	12	23
Misdemeanor	CM	34	168	168	48	120
Family Abuse - Prot Order	FP	8	24	24	5	19
Motion - Prot Order	MP	2	2	2	2	-
Other	OT	7	9	9	5	4
Protective Order	PC	1	1	1	1	-
Show Cause	SC	34	82	82	26	56
SL/Other	SL	2	2	2	1	1
Civil Support	VS	71	93	93	50	43
Adult Total		180	479	479	167	312
<u>Juvenile</u>						
Abuse or Neglect	AN	2	33	33	8	25
Non-Family Abuse Prot Order	AP	3	9	9	2	7
Custody Visitation	CV	129	248	248	91	157
Felony	DF	12	48	48	16	32
Misdemeanor	DM	22	96	96	35	61
Entrustment	ET	2	2	2	2	-
Foster Care Review	FC	1	1	1	0	1
Initial Foster Care	IF	5	6	6	6	-
Motion - Prot Order	MP	18	19	19	13	6
Permanency	PH	2	3	3	3	-
Petition	PT	1	4	4	3	1
Show Cause	SC	1	1	1	1	-
Status	ST	19	34	34	19	15
Traffic	T	8	12	12	6	6
Term Parental Rights	TP	4	4	4	3	1
Truancy	TR	4	19	19	6	13
Juvenile Total		233	539	539	214	325
Alexandria Totals		413	1,018	1,018	381	637



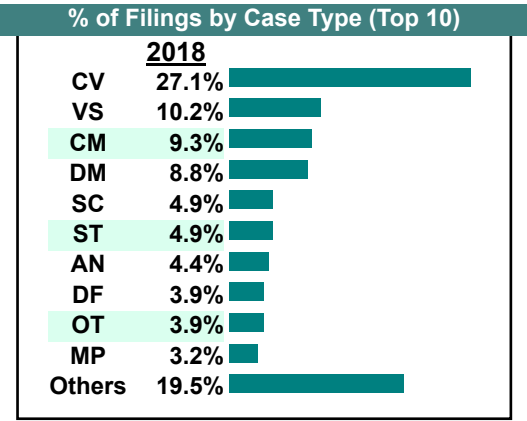
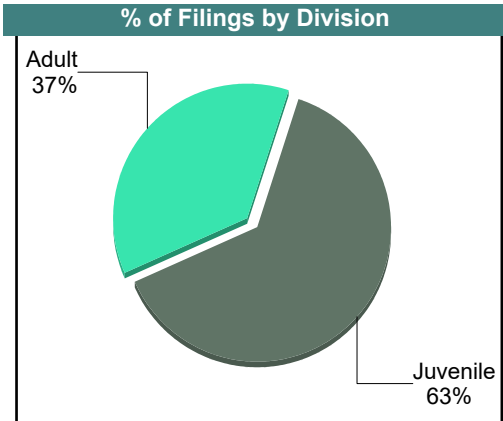

CASELOAD STATISTICS OF THE JUVENILE & DOMESTIC RELATIONS COURTS

February 2018

Alexandria

District: 18

		<u>Filings</u>	<u>Hearings</u>	<u>Transactions</u>	<u>Concluded</u>	<u>Cont</u>
<u>Adult</u>						
Capias	CA	7	50	50	15	35
Felony	CF	11	46	46	15	31
Misdemeanor	CM	38	153	153	44	109
Family Abuse - Prot Order	FP	9	26	26	6	20
Motion - Prot Order	MP	2	2	2	2	-
Other	OT	16	17	17	16	1
Protective Order	PC	5	5	5	5	-
Violation of PO	PV	1	1	1	1	-
Show Cause	SC	19	68	68	23	45
Civil Support	VS	42	70	70	40	30
Adult Total		150	438	438	167	271
<u>Juvenile</u>						
Abuse or Neglect	AN	18	49	49	8	41
Non-Family Abuse Prot Order	AP	1	2	2	0	2
Child in Need of Services	CS	0	2	2	1	1
Custody Visitation	CV	111	236	236	97	139
Felony	DF	16	46	46	10	36
Misdemeanor	DM	36	100	100	23	77
Entrustment	ET	3	3	3	3	-
Foster Care Review	FC	2	2	2	2	-
Initial Foster Care	IF	4	7	7	5	2
Motion - Prot Order	MP	11	18	18	14	4
Permanency	PH	5	5	5	2	3
Petition	PT	1	1	1	1	-
Remand Custody	RC	9	9	9	9	-
Show Cause	SC	1	1	1	1	-
Status	ST	20	35	35	22	13
Traffic	T	3	6	6	3	3
Term Parental Rights	TP	9	9	9	2	7
Truancy	TR	8	20	20	3	17
Voluntary Continuing Services Agreement	VA	2	2	2	2	-
Juvenile Total		260	553	553	208	345
Alexandria Totals		410	991	991	375	616



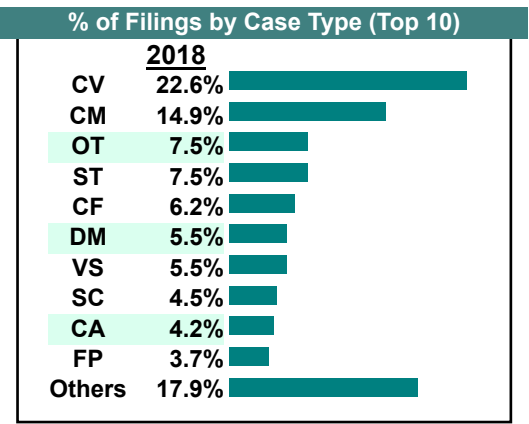
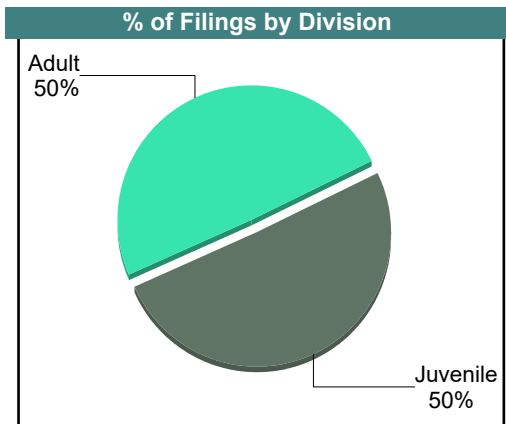

CASELOAD STATISTICS OF THE JUVENILE & DOMESTIC RELATIONS COURTS

January 2018

Alexandria

District: 18

		<u>Filings</u>	<u>Hearings</u>	<u>Transactions</u>	<u>Concluded</u>	<u>Cont</u>
<u>Adult</u>						
Non-Family Abuse Prot Order	AP	1	3	3	2	1
Capias	CA	17	47	47	12	35
Felony	CF	25	67	67	28	39
Misdemeanor	CM	60	191	191	58	133
Family Abuse - Prot Order	FP	15	40	40	15	25
Motion - Prot Order	MP	1	2	2	2	-
Other	OT	30	31	31	30	1
Protective Order	PC	10	10	10	9	1
Show Cause	SC	17	52	52	17	35
SL/Other	SL	1	1	1	1	-
Civil Support	VS	22	59	59	32	27
Adult Total		199	503	503	206	297
<u>Juvenile</u>						
Abuse or Neglect	AN	10	34	34	8	26
Non-Family Abuse Prot Order	AP	1	8	8	6	2
Child in Need of Services	CS	1	1	1	0	1
Custody Visitation	CV	91	263	263	149	114
Felony	DF	5	31	31	11	20
Misdemeanor	DM	22	74	74	20	54
Foster Care Review	FC	10	10	10	10	-
Initial Foster Care	IF	3	6	6	1	5
Motion - Prot Order	MP	13	13	13	10	3
Protective Order	PC	1	1	1	1	-
Permanency	PH	2	2	2	2	-
Petition	PT	1	3	3	0	3
Show Cause	SC	1	1	1	1	-
Status	ST	30	41	41	27	14
Traffic	T	5	9	9	6	3
Term Parental Rights	TP	2	9	9	5	4
Truancy	TR	5	15	15	7	8
Juvenile Total		203	521	521	264	257
Alexandria Totals		402	1,024	1,024	470	554



Filings by Court & Division

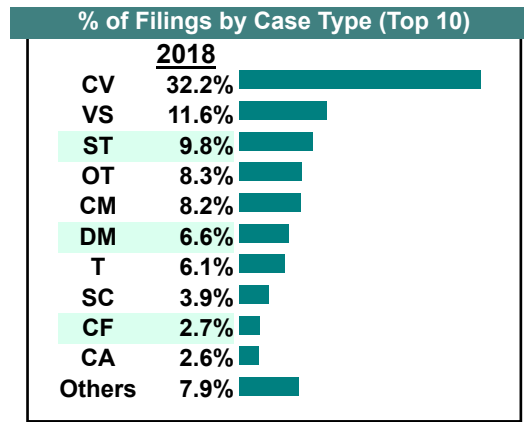
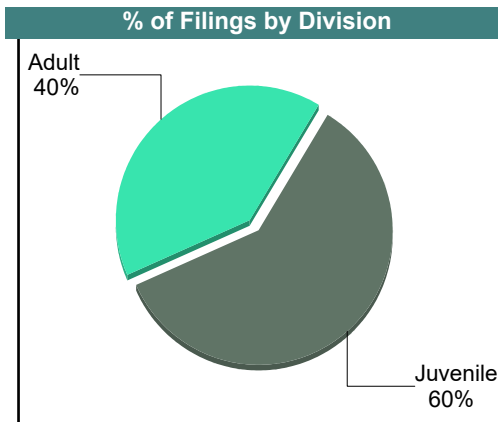

		<u>Alexandria</u>		
A	Adult Misdemeanor	537	11.4%	
	Civil Support	507	10.7%	
	Other	314	6.7%	
	Show Cause	304	6.4%	
	Adult Felony	159	3.4%	
	Capias	138	2.9%	
	Family Abuse - Prot Order	135	2.9%	
	Protective Order	69	1.5%	
	Motion - Prot Order	39	0.8%	
	Remand Support	14	0.3%	
	SL/Other	10	0.2%	
	Violation of PO	8	0.2%	
	Non-Family Abuse Prot Order	3	0.1%	
	Restricted O/L	1	0.0%	
	Total		2,238	47%
J	Custody Visitation	1,283	27.2%	
	Delinquency	367	7.8%	
	Status Offense/Other	241	5.1%	
	Motion - Prot Order	124	2.6%	
	Foster Care Review	74	1.6%	
	Abuse or Neglect	66	1.4%	
	Traffic	62	1.3%	
	Permanency	50	1.1%	
	Term Parental Rights	41	0.9%	
	Initial Foster Care	40	0.8%	
	Truancy	34	0.7%	
	Remand Custody	26	0.6%	
	Remand Visitation	14	0.3%	
	Paternity	13	0.3%	
	Show Cause	13	0.3%	
	Non-Family Abuse Prot Order	12	0.3%	
	Entrustment	10	0.2%	
	Voluntary Continuing Services Agre	5	0.1%	
	Child in Need of Services	4	0.1%	
	Custody Relief	2	0.0%	
	Capias	1	0.0%	
	Protective Order	1	0.0%	
	Total		2,483	53%
	Total		4,721	100%

CASELOAD STATISTICS OF THE JUVENILE & DOMESTIC RELATIONS COURTS

December 2018

Fairfax
District: 19

		Filings	Hearings	Transactions	Concluded	Cont
Adult						
Bond Forfeiture	BF	0	1	1	0	1
Capias	CA	46	162	162	80	81
Felony	CF	54	143	143	37	105
Misdemeanor	CM	165	478	478	158	316
Family Abuse - Prot Order	FP	51	116	116	41	75
Motion - Prot Order	MP	10	11	11	10	1
Other	OT	167	181	181	160	21
Protective Order	PC	4	4	4	4	-
Violation of PO	PV	2	2	2	2	-
Remand Support	RS	5	5	5	3	-
Show Cause	SC	74	177	177	95	82
Civil Support	VS	234	403	403	219	177
Adult Total		812	1,683	1,683	809	859
Juvenile						
Abuse or Neglect	AN	11	27	27	5	22
Non-Family Abuse Prot Order	AP	1	4	4	1	3
Capias	CA	7	20	20	10	10
Child in Need of Services	CS	1	3	3	3	-
Custody Visitation	CV	648	983	983	623	345
Felony	DF	28	129	129	32	96
Misdemeanor	DM	133	319	319	127	184
Foster Care Review	FC	7	7	7	7	-
Family Abuse - Prot Order	FP	1	2	2	1	1
Initial Foster Care	IF	3	4	4	4	-
Motion - Prot Order	MP	1	2	2	1	1
Permanency	PH	8	12	12	8	4
Petition	PT	8	14	14	8	5
Remand Custody	RC	3	3	3	2	-
Remand Visitation	RV	3	3	3	2	-
Show Cause	SC	4	10	10	10	-
Status	ST	198	213	213	198	15
Traffic	T	123	161	187	103	75
Term Parental Rights	TP	6	8	8	4	4
Truancy	TR	5	16	16	3	13
Voluntary Continuing Services Agreement	VA	2	6	6	3	3
Juvenile Total		1,201	1,946	1,972	1,155	781
Fairfax Totals		2,013	3,629	3,655	1,964	1,640

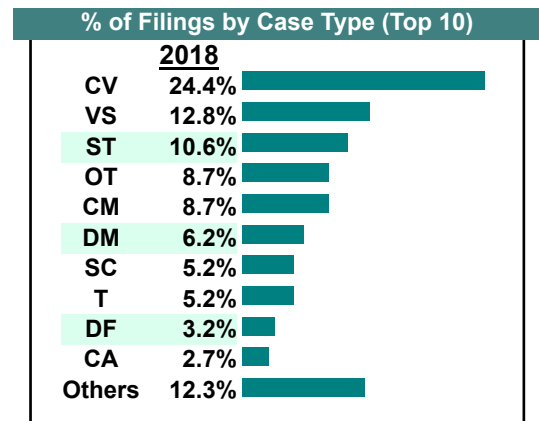
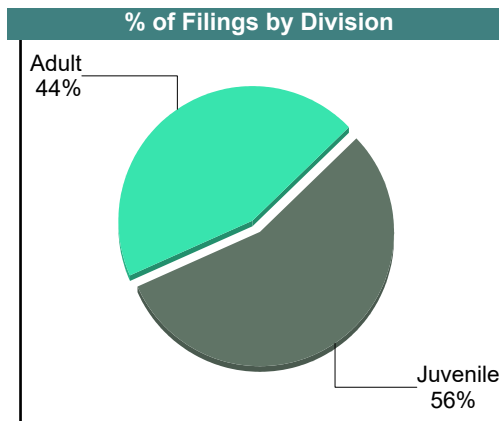



CASELOAD STATISTICS OF THE JUVENILE & DOMESTIC RELATIONS COURTS

November 2018

Fairfax
District: 19

		<u>Filings</u>	<u>Hearings</u>	<u>Transactions</u>	<u>Concluded</u>	<u>Cont</u>
Adult						
Non-Family Abuse Prot Order	AP	1	3	3	3	-
Capias	CA	54	190	190	89	101
Felony	CF	60	151	153	34	119
Misdemeanor	CM	198	569	569	186	380
Family Abuse - Prot Order	FP	59	140	140	56	84
Motion - Prot Order	MP	8	12	12	12	-
Other	OT	199	221	221	199	22
Protective Order	PC	5	5	5	5	-
Violation of PO	PV	1	1	1	1	-
Remand Support	RS	29	31	31	29	2
Show Cause	SC	108	235	235	134	100
Civil Support	VS	293	567	567	338	226
Adult Total		1,015	2,125	2,127	1,086	1,034
Juvenile						
Abuse or Neglect	AN	12	35	35	15	20
Non-Family Abuse Prot Order	AP	2	4	4	1	3
Capias	CA	8	34	34	16	18
Custody Relief	CR	1	1	1	1	-
Child in Need of Services	CS	2	3	3	1	2
Custody Visitation	CV	557	1,027	1,027	596	429
Felony	DF	74	253	253	59	194
Misdemeanor	DM	141	358	358	139	217
Foster Care Review	FC	11	18	18	14	4
Family Abuse - Prot Order	FP	1	2	2	2	-
Initial Foster Care	IF	6	7	7	5	2
Protective Order	PC	0	2	2	2	-
Permanency	PH	9	14	14	9	5
Violation Fam Abuse PO	PS	1	2	2	0	2
Petition	PT	17	22	22	12	10
Remand Custody	RC	26	27	27	26	1
Child at Risk	RI	0	1	1	1	-
Remand Visitation	RV	26	27	27	26	1
Show Cause	SC	11	23	23	17	6
Status	ST	242	283	283	240	40
Traffic	T	119	137	166	106	57
Term Parental Rights	TP	2	6	6	2	4
Truancy	TR	1	15	15	4	11
Voluntary Continuing Services Agreement	VA	2	3	3	0	3
Juvenile Total		1,271	2,304	2,333	1,294	1,029
Fairfax Totals		2,286	4,429	4,460	2,380	2,063



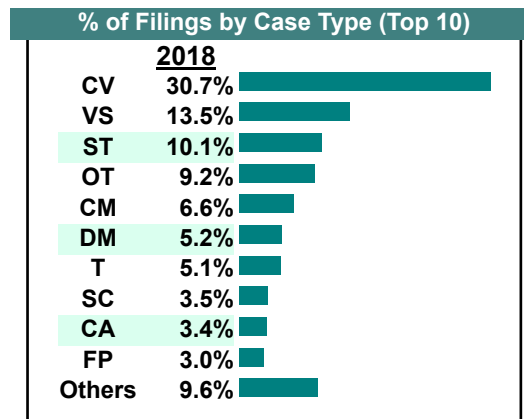
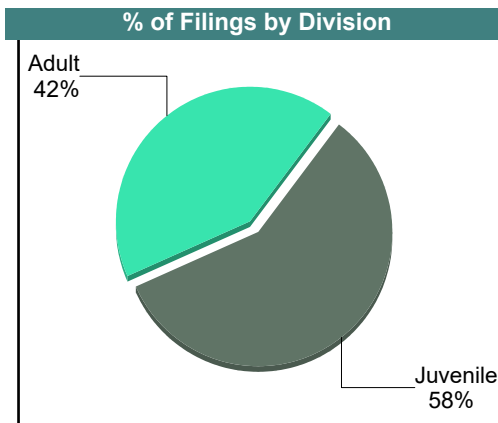

CASELOAD STATISTICS OF THE JUVENILE & DOMESTIC RELATIONS COURTS

October 2018

Fairfax
District: 19

		<u>Filings</u>	<u>Hearings</u>	<u>Transactions</u>	<u>Concluded</u>	<u>Cont</u>
<u>Adult</u>						
Non-Family Abuse Prot Order	AP	2	5	5	2	3
Bond Forfeiture	BF	0	2	2	1	1
Capias	CA	70	204	204	69	134
Felony	CF	67	193	193	66	127
Misdemeanor	CM	166	590	590	206	382
Crim Support	CS	1	1	1	1	-
Family Abuse - Prot Order	FP	73	171	171	81	90
Motion - Prot Order	MP	17	22	22	16	6
Other	OT	230	245	245	227	17
Protective Order	PC	5	5	5	5	-
Remand Support	RS	5	6	6	5	1
Show Cause	SC	77	218	218	118	100
SL/Other	SL	1	1	1	1	-
Civil Support	VS	339	598	598	342	256
Adult Total		1,053	2,261	2,261	1,140	1,117

<u>Juvenile</u>						
Abuse or Neglect	AN	11	34	34	10	24
Non-Family Abuse Prot Order	AP	1	2	2	0	2
Capias	CA	14	45	45	14	31
Child in Need of Services	CS	1	4	4	2	2
Custody Visitation	CV	770	1,310	1,310	824	486
Felony	DF	62	212	212	62	150
Misdemeanor	DM	131	361	361	125	234
Foster Care Review	FC	15	19	19	12	7
Family Abuse - Prot Order	FP	3	5	5	1	4
Initial Foster Care	IF	8	8	8	6	2
Permanency	PH	8	10	10	9	1
Petition	PT	15	18	18	7	11
Remand Custody	RC	3	5	5	3	2
Child at Risk	RI	3	4	4	2	2
Remand Visitation	RV	3	5	5	3	2
Show Cause	SC	11	21	21	10	10
Status	ST	252	291	291	249	42
Traffic	T	128	167	219	152	67
Term Parental Rights	TP	4	11	11	9	2
Truancy	TR	7	20	20	5	15
Voluntary Continuing Services Agreement	VA	2	2	2	1	1
Juvenile Total		1,452	2,554	2,606	1,506	1,097
Fairfax Totals		2,505	4,815	4,867	2,646	2,214

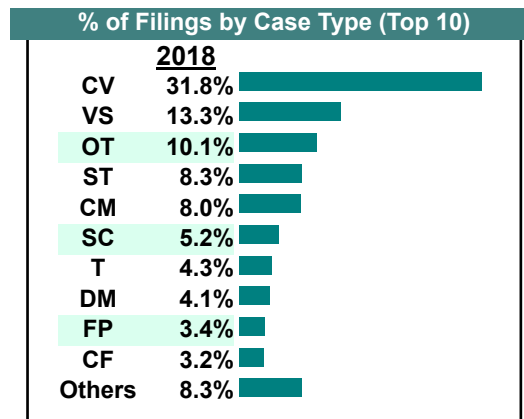
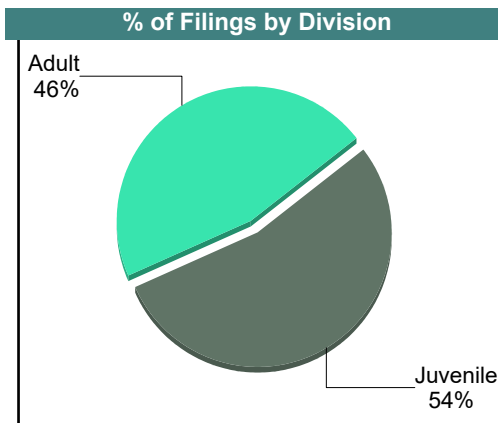
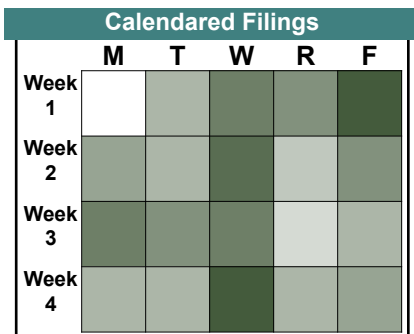


CASELOAD STATISTICS OF THE JUVENILE & DOMESTIC RELATIONS COURTS

September 2018

Fairfax
District: 19

		Filings	Hearings	Transactions	Concluded	Cont
Adult						
Non-Family Abuse Prot Order	AP	3	8	8	3	5
Bond Forfeiture	BF	1	1	1	0	1
Capias	CA	47	172	172	72	100
Felony	CF	66	193	198	58	140
Misdemeanor	CM	164	477	477	155	320
Family Abuse - Prot Order	FP	68	154	154	62	92
Motion - Prot Order	MP	13	13	13	11	2
Other	OT	207	227	227	204	23
Protective Order	PC	5	5	5	5	-
Violation of PO	PV	2	2	2	2	-
Remand Support	RS	3	4	4	3	1
Show Cause	SC	93	227	227	106	121
SL/Other	SL	1	1	1	1	-
Civil Support	VS	272	531	531	294	237
Adult Total		945	2,015	2,020	976	1,042
Juvenile						
Abuse or Neglect	AN	10	29	29	6	23
Non-Family Abuse Prot Order	AP	0	1	1	1	-
Capias	CA	12	30	30	10	20
Child in Need of Services	CS	1	1	1	0	1
Custody Visitation	CV	651	1,235	1,235	718	516
Felony	DF	34	160	160	48	112
Misdemeanor	DM	83	307	307	121	186
Foster Care Review	FC	9	15	15	8	7
Family Abuse - Prot Order	FP	2	2	2	2	-
Initial Foster Care	IF	0	1	1	1	-
Protective Order	PC	2	2	2	0	2
Permanency	PH	10	13	13	10	3
Petition	PT	5	11	11	6	5
Remand Custody	RC	2	2	2	2	-
Remand Visitation	RV	2	2	2	2	-
Show Cause	SC	14	19	19	8	11
Status	ST	169	194	194	175	19
Traffic	T	88	111	140	93	47
Term Parental Rights	TP	2	2	2	0	2
Truancy	TR	4	8	8	1	7
Voluntary Continuing Services Agreement	VA	1	2	2	1	1
Juvenile Total		1,101	2,147	2,176	1,213	962
Fairfax Totals		2,046	4,162	4,196	2,189	2,004

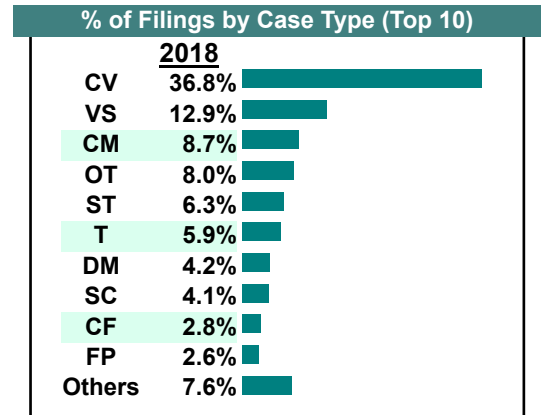
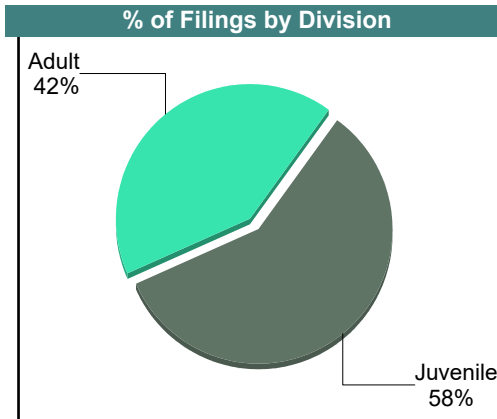



CASELOAD STATISTICS OF THE JUVENILE & DOMESTIC RELATIONS COURTS

August 2018

Fairfax
District: 19

		Filings	Hearings	Transactions	Concluded	Cont
Adult						
Non-Family Abuse Prot Order	AP	4	10	10	5	5
Capias	CA	53	170	170	83	87
Felony	CF	71	154	154	48	106
Misdemeanor	CM	218	605	605	206	399
Family Abuse - Prot Order	FP	64	149	149	62	87
Motion - Prot Order	MP	10	16	16	12	4
Other	OT	199	223	223	200	23
Protective Order	PC	4	4	4	4	-
Violation of PO	PV	4	4	4	4	-
Remand Support	RS	1	2	2	2	-
Show Cause	SC	89	192	192	101	91
Civil Support	VS	322	562	562	350	212
Adult Total		1,039	2,091	2,091	1,077	1,014
Juvenile						
Abuse or Neglect	AN	15	48	48	15	33
Non-Family Abuse Prot Order	AP	1	1	1	0	1
Capias	CA	5	37	37	17	20
Child in Need of Services	CS	1	7	7	4	3
Custody Visitation	CV	918	1,516	1,516	917	599
Felony	DF	50	267	267	85	182
Misdemeanor	DM	104	355	355	128	227
Entrustment	ET	0	2	2	1	1
Foster Care Review	FC	12	12	12	9	3
Initial Foster Care	IF	7	7	7	7	-
Motion - Prot Order	MP	0	2	2	2	-
Permanency	PH	6	6	6	6	-
Violation Fam Abuse PO	PS	0	1	1	1	-
Petition	PT	11	15	15	8	7
Remand Custody	RC	2	4	4	4	-
Remand Visitation	RV	2	4	4	4	-
Show Cause	SC	14	26	26	17	9
Status	ST	158	197	197	171	26
Traffic	T	148	204	243	143	100
Term Parental Rights	TP	1	3	3	3	-
Truancy	TR	0	9	9	4	5
Voluntary Continuing Services Agreement	VA	0	1	1	0	1
Juvenile Total		1,455	2,724	2,763	1,546	1,217
Fairfax Totals		2,494	4,815	4,854	2,623	2,231

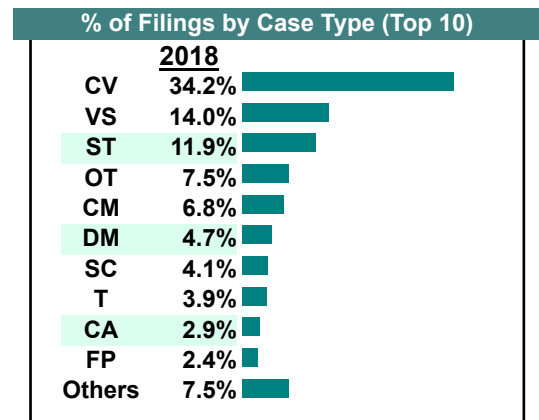
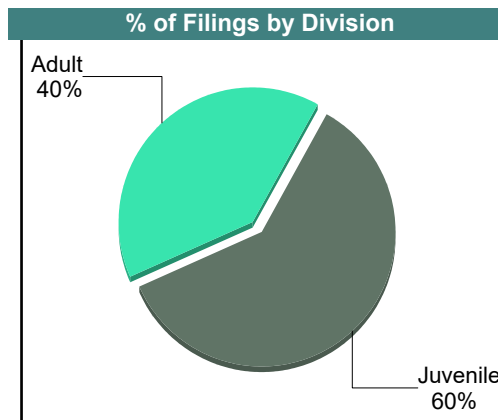



CASELOAD STATISTICS OF THE JUVENILE & DOMESTIC RELATIONS COURTS

July 2018

Fairfax
District: 19

		Filings	Hearings	Transactions	Concluded	Cont
Adult						
Non-Family Abuse Prot Order	AP	2	2	2	0	2
Bond Forfeiture	BF	1	2	2	2	-
Capias	CA	59	218	218	74	144
Felony	CF	38	150	150	41	109
Misdemeanor	CM	161	579	579	203	376
Family Abuse - Prot Order	FP	58	158	158	71	87
Motion - Prot Order	MP	9	10	10	6	4
Other	OT	179	201	201	177	24
Protective Order	PC	5	5	5	5	-
Violation of PO	PV	2	2	2	2	-
Remand Support	RS	1	1	1	1	-
Show Cause	SC	93	224	224	108	116
SL/Other	SL	1	1	1	1	-
Civil Support	VS	332	578	578	337	241
Adult Total		941	2,131	2,131	1,028	1,103
Juvenile						
Abuse or Neglect	AN	7	27	27	9	18
Capias	CA	9	29	29	7	22
Child in Need of Services	CS	0	5	5	2	3
Custody Visitation	CV	811	1,351	1,351	848	503
Felony	DF	57	257	257	53	204
Misdemeanor	DM	112	399	400	129	271
Foster Care Review	FC	8	10	10	6	4
Initial Foster Care	IF	6	7	7	6	1
Protective Order	PC	1	1	1	1	-
Permanency	PH	16	20	20	15	5
Violation Fam Abuse PO	PS	1	1	1	0	1
Petition	PT	12	12	12	4	8
Remand Custody	RC	2	2	2	2	-
Remand Visitation	RV	2	2	2	2	-
Show Cause	SC	4	18	18	8	10
Status	ST	281	346	346	284	62
Traffic	T	93	127	158	96	62
Term Parental Rights	TP	3	10	10	3	7
Truancy	TR	3	7	7	3	4
Voluntary Continuing Services Agreement	VA	2	5	5	3	2
Juvenile Total		1,430	2,636	2,668	1,481	1,187
Fairfax Totals		2,371	4,767	4,799	2,509	2,290



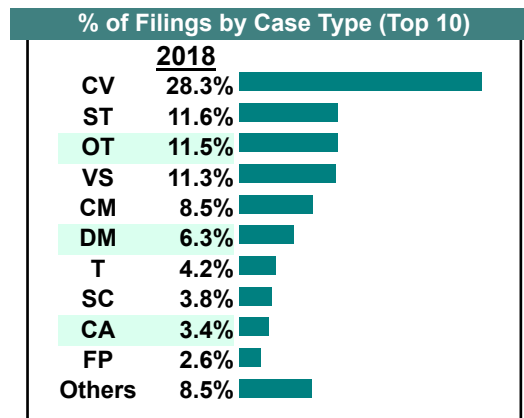
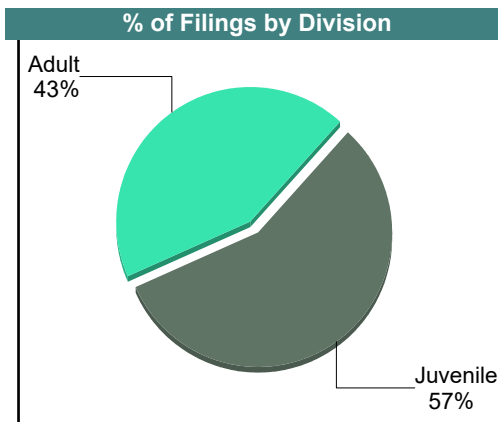
CASELOAD STATISTICS OF THE JUVENILE & DOMESTIC RELATIONS COURTS

June 2018

Fairfax
District: 19

		Filings	Hearings	Transactions	Concluded	Cont
Adult						
Non-Family Abuse Prot Order	AP	1	3	3	1	2
Bond Forfeiture	BF	0	1	1	0	1
Capias	CA	85	218	218	84	134
Felony	CF	56	213	216	72	144
Misdemeanor	CM	224	694	694	234	460
Family Abuse - Prot Order	FP	67	159	159	66	93
Motion - Prot Order	MP	9	12	12	8	4
Other	OT	301	315	315	298	17
Protective Order	PC	10	10	10	10	-
Violation of PO	PV	2	2	2	2	-
Remand Support	RS	4	6	6	4	2
Show Cause	SC	83	257	257	129	128
SL/Other	SL	1	2	2	1	1
Civil Support	VS	297	591	591	374	217
Adult Total		1,140	2,483	2,486	1,283	1,203
Juvenile						
Abuse or Neglect	AN	20	65	65	16	49
Capias	CA	4	21	21	9	12
Child in Need of Services	CS	5	7	7	2	5
Custody Visitation	CV	742	1,385	1,385	826	559
Felony	DF	60	246	246	37	209
Misdemeanor	DM	166	379	379	134	245
Foster Care Review	FC	11	13	13	11	2
Initial Foster Care	IF	10	10	10	10	-
Motion - Prot Order	MP	2	3	3	1	2
Permanency	PH	8	10	10	8	2
Violation Fam Abuse PO	PS	1	3	3	2	1
Petition	PT	1	2	2	1	1
Remand Custody	RC	6	10	10	6	4
Remand Visitation	RV	6	10	10	6	4
Show Cause	SC	17	24	24	9	15
Status	ST	303	338	338	291	47
Traffic	T	111	171	199	117	82
Term Parental Rights	TP	2	8	8	6	2
Truancy	TR	3	11	11	3	8
Voluntary Continuing Services Agreement	VA	5	9	9	4	5
Juvenile Total		1,483	2,725	2,753	1,499	1,254
Fairfax Totals		2,623	5,208	5,239	2,782	2,457

	M	T	W	R	F
Week 1					
Week 2					
Week 3					
Week 4					
Week 5					

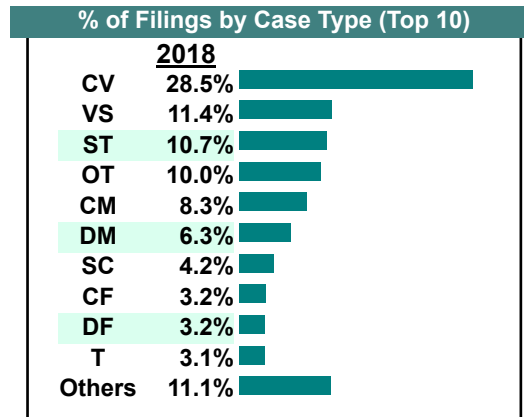
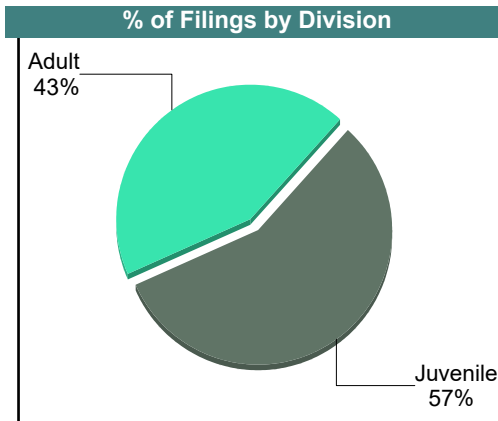



CASELOAD STATISTICS OF THE JUVENILE & DOMESTIC RELATIONS COURTS

May 2018

Fairfax
District: 19

		Filings	Hearings	Transactions	Concluded	Cont
Adult						
Non-Family Abuse Prot Order	AP	1	1	1	0	1
Bond Forfeiture	BF	0	1	1	0	1
Capias	CA	58	182	182	79	103
Felony	CF	81	217	217	70	147
Misdemeanor	CM	208	595	595	176	419
Family Abuse - Prot Order	FP	75	173	173	74	99
Motion - Prot Order	MP	8	8	8	8	-
Other	OT	250	263	263	249	14
Protective Order	PC	8	8	8	8	-
Violation Fam Abuse PO	PS	1	1	1	1	-
Violation of PO	PV	6	6	6	6	-
Remand Support	RS	15	16	16	15	1
Show Cause	SC	95	244	244	123	121
Civil Support	VS	285	552	552	341	211
Adult Total		1,091	2,267	2,267	1,150	1,117
Juvenile						
Abuse or Neglect	AN	3	17	17	8	9
Capias	CA	10	42	42	17	25
Child in Need of Services	CS	2	7	7	2	5
Custody Visitation	CV	716	1,278	1,278	863	415
Felony	DF	80	230	230	70	160
Misdemeanor	DM	158	451	451	173	278
Foster Care Review	FC	13	13	13	11	2
Family Abuse - Prot Order	FP	0	2	2	2	-
Initial Foster Care	IF	4	5	5	5	-
Motion - Prot Order	MP	1	1	1	0	1
Permanency	PH	5	23	23	11	12
Violation Fam Abuse PO	PS	2	3	3	1	2
Petition	PT	0	1	1	0	1
Remand Custody	RC	21	23	23	21	2
Remand Visitation	RV	21	23	23	21	2
Show Cause	SC	11	15	15	9	6
Status	ST	269	330	330	264	66
Traffic	T	78	154	165	114	51
Term Parental Rights	TP	16	48	48	20	28
Truancy	TR	6	12	12	3	9
Voluntary Continuing Services Agreement	VA	3	7	7	3	4
Juvenile Total		1,419	2,685	2,696	1,618	1,078
Fairfax Totals		2,510	4,952	4,963	2,768	2,195

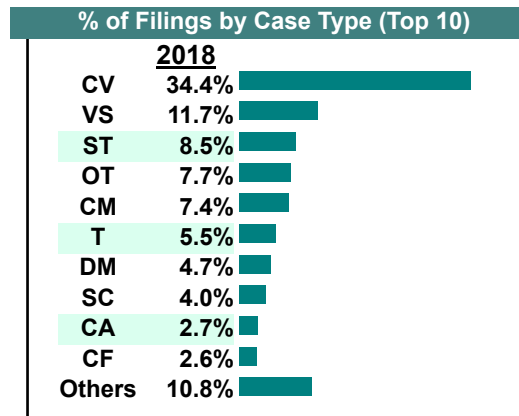
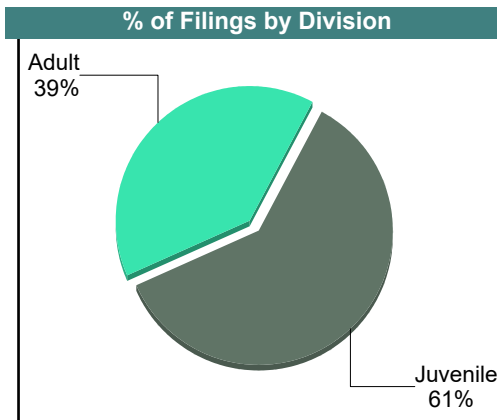
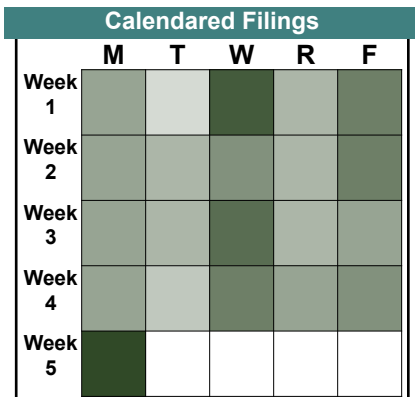


CASELOAD STATISTICS OF THE JUVENILE & DOMESTIC RELATIONS COURTS

April 2018

Fairfax
District: 19

		<u>Filings</u>	<u>Hearings</u>	<u>Transactions</u>	<u>Concluded</u>	<u>Cont</u>
<u>Adult</u>						
Capias	CA	60	151	151	52	99
Felony	CF	68	210	210	61	149
Misdemeanor	CM	190	606	606	190	416
Family Abuse - Prot Order	FP	62	160	160	67	93
Motion - Prot Order	MP	7	8	8	8	-
Other	OT	199	215	215	199	16
Protective Order	PC	4	4	4	4	-
Violation of PO	PV	1	1	1	1	-
Remand Support	RS	31	32	32	30	2
Show Cause	SC	90	211	211	113	98
SL/Other	SL	1	1	1	1	-
Civil Support	VS	300	562	562	329	233
Adult Total		1,013	2,161	2,161	1,055	1,106
<u>Juvenile</u>						
Abuse or Neglect	AN	9	35	35	9	26
Capias	CA	9	42	42	11	31
Child in Need of Services	CS	1	5	5	3	2
Custody Visitation	CV	885	1,470	1,470	838	632
Felony	DF	51	209	209	59	150
Misdemeanor	DM	122	373	373	135	238
Entrustment	ET	0	1	1	1	-
Foster Care Review	FC	10	10	10	10	-
Family Abuse - Prot Order	FP	0	3	3	1	2
Initial Foster Care	IF	4	4	4	4	-
Permanency	PH	8	14	14	10	4
Petition	PT	3	4	4	3	1
Remand Custody	RC	37	40	40	35	5
Remand Visitation	RV	37	40	40	35	5
Show Cause	SC	13	19	19	15	4
Status	ST	218	261	261	226	35
Traffic	T	141	187	224	136	88
Term Parental Rights	TP	4	13	13	4	9
Truancy	TR	5	11	11	1	10
Voluntary Continuing Services Agreement	VA	3	4	4	2	2
Juvenile Total		1,560	2,745	2,782	1,538	1,244
Fairfax Totals		2,573	4,906	4,943	2,593	2,350

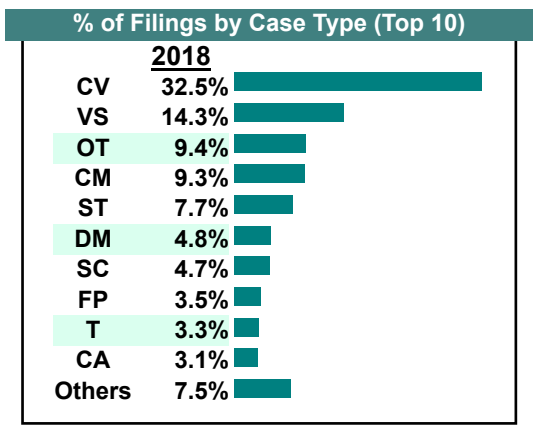
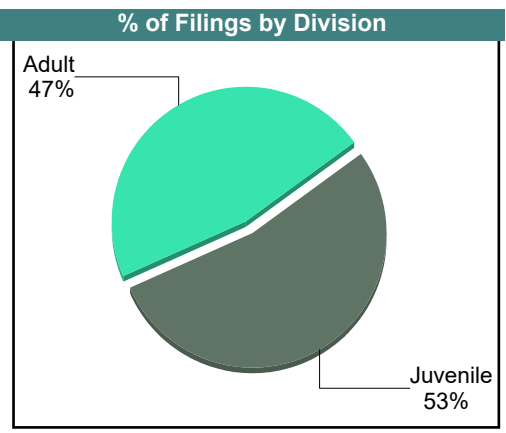



CASELOAD STATISTICS OF THE JUVENILE & DOMESTIC RELATIONS COURTS

March 2018

Fairfax
District: 19

		Filings	Hearings	Transactions	Concluded	Cont
Adult						
Bond Forfeiture	BF	1	2	2	1	1
Capias	CA	58	169	169	57	112
Felony	CF	57	166	166	58	108
Misdemeanor	CM	217	647	647	200	447
Crim Support	CS	1	1	1	1	-
Family Abuse - Prot Order	FP	78	198	198	87	111
Motion - Prot Order	MP	10	14	14	10	4
Other	OT	219	240	240	220	20
Protective Order	PC	7	7	7	7	-
Violation of PO	PV	3	3	3	3	-
Show Cause	SC	104	216	216	117	99
Civil Support	VS	334	619	619	367	252
Adult Total		1,089	2,282	2,282	1,128	1,154
Juvenile						
Abuse or Neglect	AN	10	33	33	10	23
Capias	CA	14	49	49	19	30
Child in Need of Services	CS	2	9	9	3	6
Custody Visitation	CV	759	1,387	1,387	822	564
Felony	DF	49	207	207	49	158
Misdemeanor	DM	113	341	341	125	216
Entrustment	ET	0	1	1	1	-
Foster Care Review	FC	12	13	13	10	3
Family Abuse - Prot Order	FP	3	5	5	1	4
Initial Foster Care	IF	9	12	12	9	3
Permanency	PH	7	8	8	7	1
Petition	PT	1	2	2	1	1
Show Cause	SC	6	12	12	7	5
Status	ST	180	217	217	191	26
Traffic	T	76	128	144	91	53
Term Parental Rights	TP	4	4	4	4	-
Truancy	TR	0	4	4	1	3
Voluntary Continuing Services Agreement	VA	1	1	1	1	-
Juvenile Total		1,246	2,433	2,449	1,352	1,096
Fairfax Totals		2,335	4,715	4,731	2,480	2,250

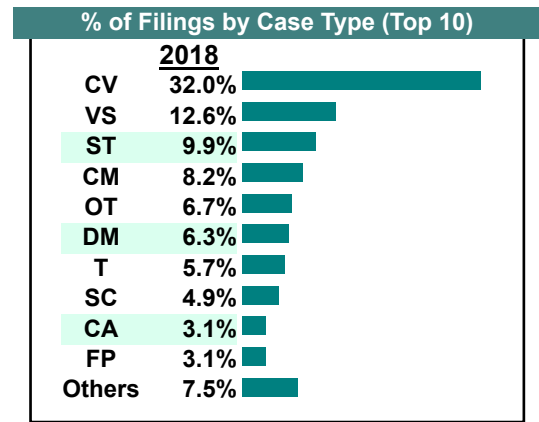
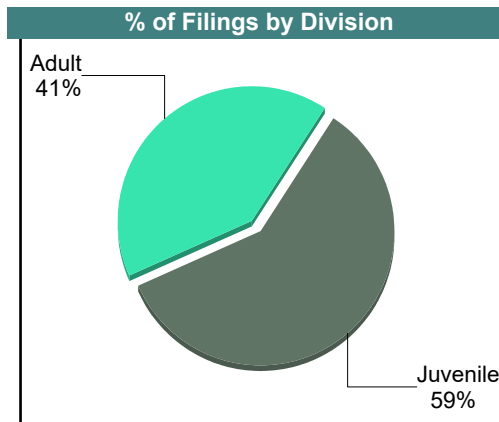



CASELOAD STATISTICS OF THE JUVENILE & DOMESTIC RELATIONS COURTS

February 2018

Fairfax
District: 19

		<u>Filings</u>	<u>Hearings</u>	<u>Transactions</u>	<u>Concluded</u>	<u>Cont</u>
<u>Adult</u>						
Capias	CA	57	165	165	63	102
Felony	CF	65	164	164	59	105
Misdemeanor	CM	186	532	532	178	354
Family Abuse - Prot Order	FP	70	177	177	70	107
Motion - Prot Order	MP	7	7	7	6	1
Other	OT	153	167	167	156	11
Protective Order	PC	2	2	2	2	-
Violation of PO	PV	3	3	3	3	-
Show Cause	SC	98	271	271	139	132
SL/Other	SL	1	1	1	1	-
Civil Support	VS	287	561	561	344	217
Adult Total		929	2,050	2,050	1,021	1,029
<u>Juvenile</u>						
Abuse or Neglect	AN	7	24	24	4	20
Capias	CA	14	34	34	7	27
Child in Need of Services	CS	0	3	3	1	2
Custody Visitation	CV	729	1,293	1,293	838	455
Felony	DF	40	182	182	39	143
Misdemeanor	DM	143	427	427	182	245
Entrustment	ET	1	5	5	1	4
Foster Care Review	FC	7	10	10	10	-
Family Abuse - Prot Order	FP	1	2	2	1	1
Initial Foster Care	IF	3	4	4	2	2
Permanency	PH	17	25	25	19	6
Show Cause	SC	13	22	22	14	8
Status	ST	225	265	265	215	50
Traffic	T	130	197	237	147	90
Term Parental Rights	TP	12	20	20	18	2
Truancy	TR	5	9	9	5	4
Voluntary Continuing Services Agreement	VA	0	1	1	0	1
Juvenile Total		1,347	2,523	2,563	1,503	1,060
Fairfax Totals		2,276	4,573	4,613	2,524	2,089



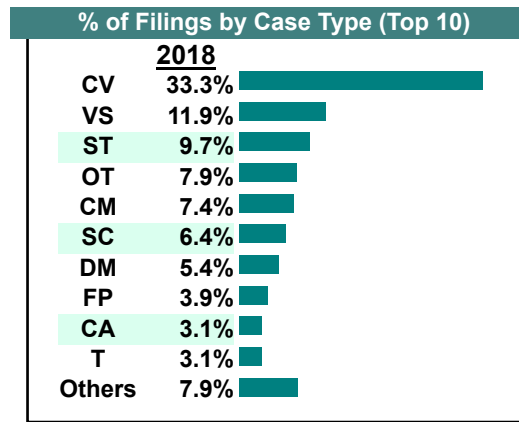
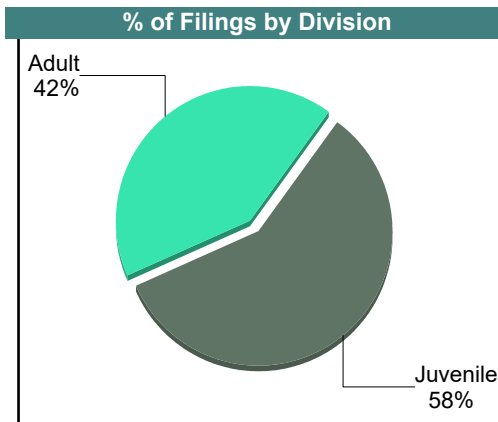

CASELOAD STATISTICS OF THE JUVENILE & DOMESTIC RELATIONS COURTS

January 2018

Fairfax

District: 19

		<u>Filings</u>	<u>Hearings</u>	<u>Transactions</u>	<u>Concluded</u>	<u>Cont</u>
<u>Adult</u>						
Capias	CA	53	171	171	67	104
Felony	CF	47	197	197	82	115
Misdemeanor	CM	167	590	590	227	363
Family Abuse - Prot Order	FP	88	203	203	79	124
Motion - Prot Order	MP	3	4	4	4	-
Other	OT	177	194	194	175	19
Protective Order	PC	2	2	2	2	-
Show Cause	SC	128	264	264	128	136
SL/Other	SL	1	1	1	1	-
Civil Support	VS	266	500	500	274	226
Adult Total		932	2,126	2,126	1,039	1,087
<u>Juvenile</u>						
Abuse or Neglect	AN	8	53	53	19	34
Capias	CA	17	34	34	11	23
Child in Need of Services	CS	1	4	4	1	3
Custody Visitation	CV	746	1,360	1,360	825	535
Felony	DF	64	209	209	50	159
Misdemeanor	DM	121	399	399	140	259
Entrustment	ET	3	3	3	2	1
Foster Care Review	FC	8	13	13	11	2
Initial Foster Care	IF	11	11	11	11	-
Motion - Prot Order	MP	2	3	3	2	1
Permanency	PH	10	11	11	5	6
Petition	PT	1	1	1	0	1
Show Cause	SC	15	26	26	18	8
Status	ST	217	261	261	224	37
Traffic	T	69	138	153	91	62
Term Parental Rights	TP	16	20	20	3	17
Truancy	TR	1	4	4	1	3
Voluntary Continuing Services Agreement	VA	0	2	2	1	1
Juvenile Total		1,310	2,552	2,567	1,415	1,152
Fairfax Totals		2,242	4,678	4,693	2,454	2,239



Filings by Court & Division

		<u>Fairfax</u>		
A	Civil Support	3,561	12.6%	
	Other	2,480	8.8%	
	Adult Misdemeanor	2,264	8.0%	
	Show Cause	1,132	4.0%	
	Family Abuse - Prot Order	813	2.9%	
	Adult Felony	730	2.6%	
	Capias	700	2.5%	
	Motion - Prot Order	111	0.4%	
	Remand Support	94	0.3%	
	Protective Order	61	0.2%	
	Violation of PO	26	0.1%	
	Non-Family Abuse Prot Order	14	0.0%	
	SL/Other	7	0.0%	
	Bond Forfeiture	3	0.0%	
	Criminal Support	2	0.0%	
	Violation Fam Abuse PO	1	0.0%	
Total		11,999	42%	
J	Custody Visitation	8,932	31.6%	
	Status Offense/Other	2,712	9.6%	
	Delinquency	2,176	7.7%	
	Traffic	1,304	4.6%	
	Show Cause	133	0.5%	
	Abuse or Neglect	123	0.4%	
	Capias	123	0.4%	
	Foster Care Review	123	0.4%	
	Permanency	112	0.4%	
	Remand Custody	102	0.4%	
	Remand Visitation	102	0.4%	
	Paternity	74	0.3%	
	Term Parental Rights	72	0.3%	
	Initial Foster Care	71	0.3%	
	Truancy	40	0.1%	
	Voluntary Continuing Services Agre	21	0.1%	
	Child in Need of Services	17	0.1%	
	Family Abuse - Prot Order	11	0.0%	
	Motion - Prot Order	6	0.0%	
	Non-Family Abuse Prot Order	5	0.0%	
	Violation Fam Abuse PO	5	0.0%	
	Entrustment	4	0.0%	
	Child at Risk	3	0.0%	
	Protective Order	3	0.0%	
	Custody Relief	1	0.0%	
	Total		16,275	58%
	Total		28,274	100%

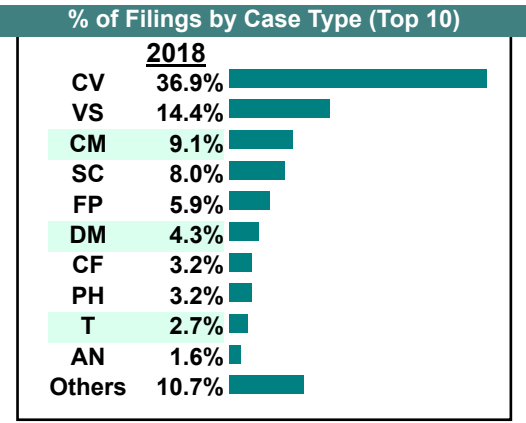
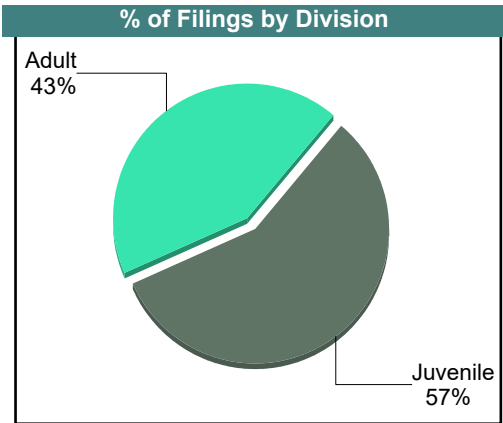
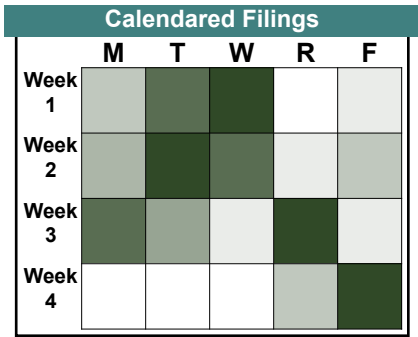
CASELOAD STATISTICS OF THE JUVENILE & DOMESTIC RELATIONS COURTS

December 2018

Fauquier

District: 20

		<u>Filings</u>	<u>Hearings</u>	<u>Transactions</u>	<u>Concluded</u>	<u>Cont</u>
<u>Adult</u>						
Capias	CA	1	7	7	1	6
Felony	CF	6	18	18	4	14
Misdemeanor	CM	17	48	48	12	36
Family Abuse - Prot Order	FP	11	25	25	15	10
Other	OT	1	1	1	1	-
Remand Support	RS	1	1	1	1	-
Show Cause	SC	15	43	43	19	24
SL/Other	SL	1	2	2	1	1
Civil Support	VS	27	49	49	21	27
Adult Total		80	194	194	75	118
<u>Juvenile</u>						
Abuse or Neglect	AN	3	12	12	4	8
Non-Family Abuse Prot Order	AP	1	2	2	1	1
Child in Need of Services	CS	1	5	5	2	3
Custody Visitation	CV	69	175	175	73	102
Felony	DF	0	14	14	6	8
Misdemeanor	DM	8	44	44	28	16
Entrustment	ET	3	3	3	3	-
Foster Care Review	FC	2	3	3	2	1
Initial Foster Care	IF	0	1	1	0	1
Permanency	PH	6	6	6	6	-
Petition	PT	1	2	2	0	2
Remand Custody	RC	2	2	2	2	-
Remand Visitation	RV	2	2	2	2	-
Status	ST	1	3	3	1	2
Traffic	T	5	10	10	6	4
Term Parental Rights	TP	2	5	5	3	2
Truancy	TR	1	3	3	0	3
Juvenile Total		107	292	292	139	153
Fauquier Totals		187	486	486	214	271



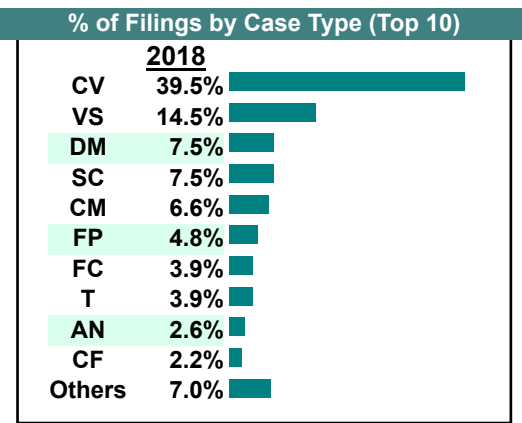
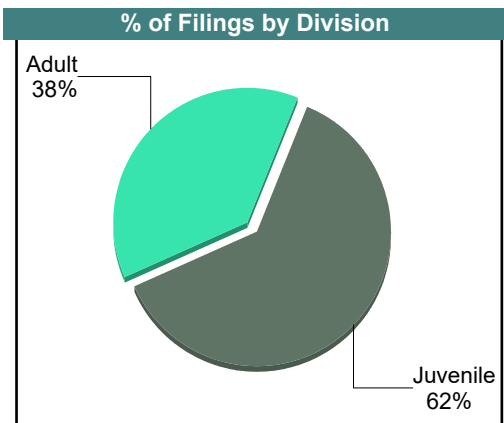

CASELOAD STATISTICS OF THE JUVENILE & DOMESTIC RELATIONS COURTS

November 2018

Fauquier

District: 20

		<u>Filings</u>	<u>Hearings</u>	<u>Transactions</u>	<u>Concluded</u>	<u>Cont</u>
<u>Adult</u>						
Capias	CA	1	7	7	3	4
Felony	CF	5	14	14	1	13
Misdemeanor	CM	15	46	46	17	29
Family Abuse - Prot Order	FP	11	20	20	9	11
Motion - Prot Order	MP	1	1	1	1	-
Remand Support	RS	1	1	1	1	-
Show Cause	SC	17	53	53	23	30
SL/Other	SL	2	2	2	2	-
Civil Support	VS	33	58	58	25	33
Adult Total		86	202	202	82	120
<u>Juvenile</u>						
Abuse or Neglect	AN	6	19	19	3	16
Non-Family Abuse Prot Order	AP	0	1	1	1	-
Child in Need of Services	CS	0	4	4	0	4
Custody Visitation	CV	90	205	205	102	103
Felony	DF	2	19	19	2	17
Misdemeanor	DM	17	26	26	7	19
Entrustment	ET	2	2	2	2	-
Foster Care Review	FC	9	9	9	8	1
Permanency	PH	0	1	1	1	-
Petition	PT	5	6	6	2	4
Show Cause	SC	0	1	1	0	1
Status	ST	1	4	4	2	2
Traffic	T	9	14	15	9	6
Term Parental Rights	TP	0	4	4	2	2
Truancy	TR	0	4	4	0	4
Voluntary Continuing Services Agreement	VA	1	2	2	1	1
Juvenile Total		142	321	322	142	180
Fauquier Totals		228	523	524	224	300



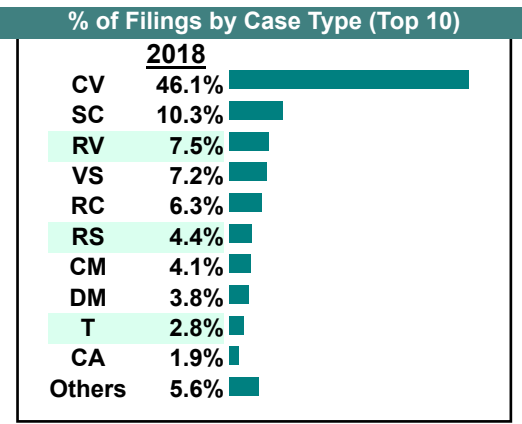
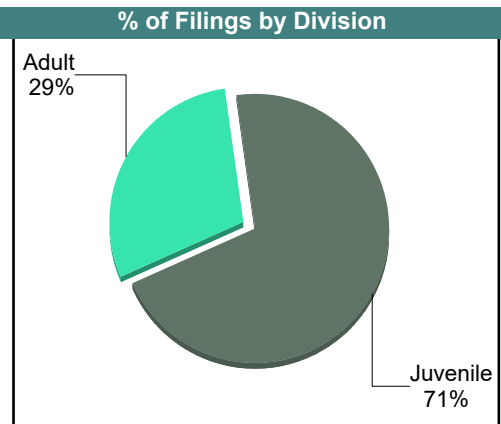

CASELOAD STATISTICS OF THE JUVENILE & DOMESTIC RELATIONS COURTS

October 2018

Fauquier

District: 20

		Filings	Hearings	Transactions	Concluded	Cont
Adult						
Capias	CA	6	20	20	12	8
Felony	CF	4	21	21	7	14
Misdemeanor	CM	13	49	49	20	29
Family Abuse - Prot Order	FP	2	9	9	5	4
Motion - Prot Order	MP	0	1	1	1	-
Remand Support	RS	14	14	14	14	-
Show Cause	SC	32	71	71	33	38
Civil Support	VS	23	50	50	23	25
Adult Total		94	235	235	115	118
Juvenile						
Abuse or Neglect	AN	0	10	10	1	9
Non-Family Abuse Prot Order	AP	0	1	1	0	1
Child in Need of Services	CS	1	3	3	0	3
Custody Visitation	CV	147	256	256	83	173
Felony	DF	3	22	22	6	16
Misdemeanor	DM	12	51	51	17	34
Foster Care Review	FC	1	2	2	1	1
Family Abuse - Prot Order	FP	1	1	1	1	-
Initial Foster Care	IF	1	2	2	1	1
Permanency	PH	1	4	4	4	-
Petition	PT	0	3	3	1	2
Remand Custody	RC	20	20	20	20	-
Remand Visitation	RV	24	24	24	24	-
Show Cause	SC	1	1	1	1	-
Status	ST	1	8	8	2	6
Traffic	T	9	17	18	12	6
Term Parental Rights	TP	2	11	11	9	2
Truancy	TR	0	2	2	0	2
Voluntary Continuing Services Agreement	VA	1	1	1	0	1
Juvenile Total		225	439	440	183	257
Fauquier Totals		319	674	675	298	375



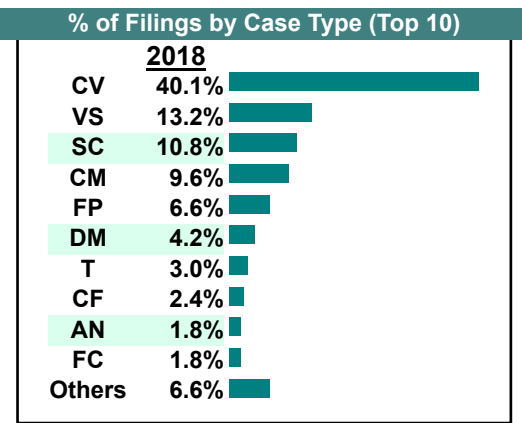
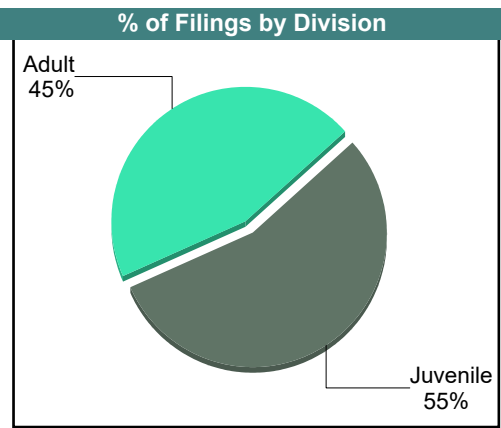
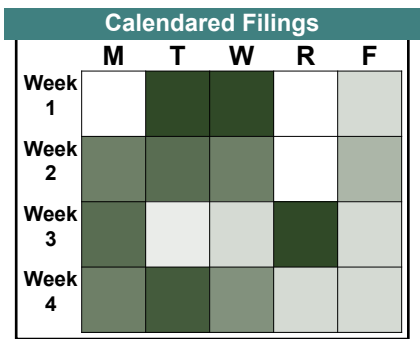
CASELOAD STATISTICS OF THE JUVENILE & DOMESTIC RELATIONS COURTS

September 2018

Fauquier

District: 20

		<u>Filings</u>	<u>Hearings</u>	<u>Transactions</u>	<u>Concluded</u>	<u>Cont</u>
<u>Adult</u>						
Capias	CA	2	14	14	6	8
Felony	CF	4	13	13	4	9
Misdemeanor	CM	16	48	48	10	38
Family Abuse - Prot Order	FP	11	25	25	11	14
Motion - Prot Order	MP	2	2	2	2	-
Other	OT	1	2	2	1	-
Show Cause	SC	16	67	67	41	26
SL/Other	SL	1	1	1	1	-
Civil Support	VS	22	35	35	16	19
Adult Total		75	207	207	92	114
<u>Juvenile</u>						
Abuse or Neglect	AN	3	3	3	0	3
Non-Family Abuse Prot Order	AP	0	1	1	0	1
Custody Visitation	CV	67	131	131	46	85
Felony	DF	1	16	16	9	7
Misdemeanor	DM	7	44	44	17	27
Entrustment	ET	0	2	2	2	-
Foster Care Review	FC	3	4	4	2	2
Initial Foster Care	IF	1	1	1	1	-
Permanency	PH	0	2	2	2	-
Petition	PT	2	3	3	1	2
Show Cause	SC	2	2	2	2	-
Status	ST	0	5	5	2	3
Traffic	T	5	2	6	5	1
Term Parental Rights	TP	0	6	6	4	2
Truancy	TR	0	5	5	0	5
Voluntary Continuing Services Agreement	VA	1	2	2	1	1
Juvenile Total		92	229	233	94	139
Fauquier Totals		167	436	440	186	253



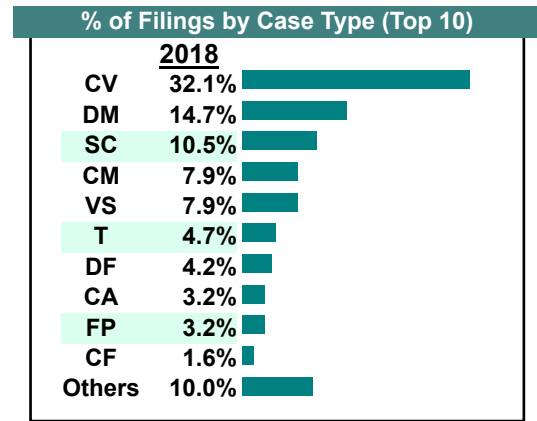
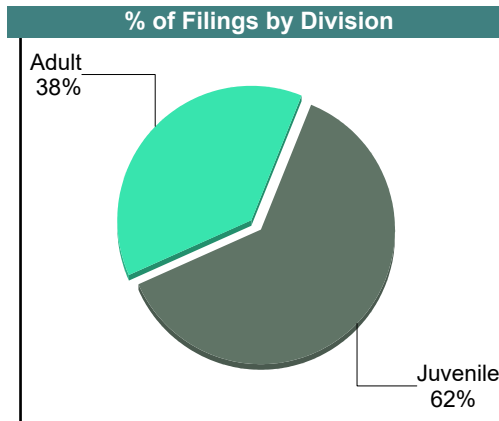

CASELOAD STATISTICS OF THE JUVENILE & DOMESTIC RELATIONS COURTS

Fauquier

District: 20

August 2018

		<u>Filings</u>	<u>Hearings</u>	<u>Transactions</u>	<u>Concluded</u>	<u>Cont</u>
<u>Adult</u>						
Capias	CA	6	21	21	7	14
Felony	CF	3	16	16	6	10
Misdemeanor	CM	15	52	52	25	26
Family Abuse - Prot Order	FP	6	16	16	10	6
Motion - Prot Order	MP	2	5	5	4	1
Other	OT	2	3	3	2	1
Violation of PO	PV	1	1	1	1	-
Show Cause	SC	20	72	72	35	37
SL/Other	SL	2	3	3	1	2
Civil Support	VS	15	42	42	18	24
Adult Total		72	231	231	109	121
<u>Juvenile</u>						
Abuse or Neglect	AN	1	2	2	0	2
Non-Family Abuse Prot Order	AP	1	2	2	1	1
Child in Need of Services	CS	0	3	3	0	3
Custody Visitation	CV	61	181	181	78	103
Felony	DF	8	29	29	5	24
Misdemeanor	DM	28	83	83	23	60
Foster Care Review	FC	3	4	4	3	1
Initial Foster Care	IF	2	2	2	2	-
Petition	PT	3	4	4	3	1
Show Cause	SC	0	1	1	0	1
Status	ST	0	2	2	0	2
Traffic	T	9	19	23	12	11
Term Parental Rights	TP	0	5	5	5	-
Truancy	TR	2	5	5	0	5
Voluntary Continuing Services Agreement	VA	0	1	1	1	-
Juvenile Total		118	343	347	133	214
Fauquier Totals		190	574	578	242	335



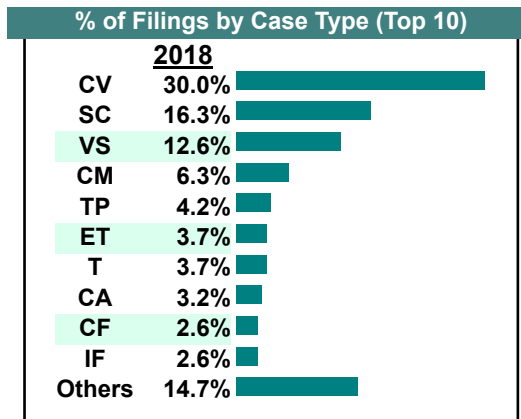
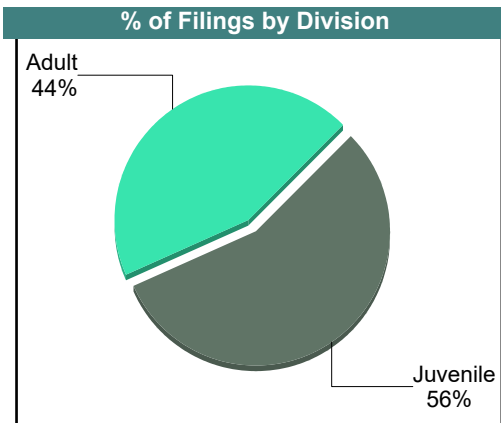

CASELOAD STATISTICS OF THE JUVENILE & DOMESTIC RELATIONS COURTS

July 2018

Fauquier

District: 20

		<u>Filings</u>	<u>Hearings</u>	<u>Transactions</u>	<u>Concluded</u>	<u>Cont</u>
Adult						
Capias	CA	6	13	13	6	7
Felony	CF	5	23	23	15	8
Misdemeanor	CM	12	42	42	15	27
Family Abuse - Prot Order	FP	3	10	10	4	6
Motion - Prot Order	MP	2	4	4	1	3
Other	OT	1	1	1	0	1
Remand Support	RS	1	1	1	1	-
Show Cause	SC	30	66	66	20	46
Civil Support	VS	24	49	49	27	21
Adult Total		84	209	209	89	119
Juvenile						
Abuse or Neglect	AN	4	7	7	1	6
Non-Family Abuse Prot Order	AP	1	2	2	0	2
Child in Need of Services	CS	0	2	2	0	2
Custody Visitation	CV	57	152	152	54	98
Felony	DF	3	17	17	2	15
Misdemeanor	DM	4	45	45	11	34
Entrustment	ET	7	7	7	5	2
Foster Care Review	FC	4	4	4	4	-
Initial Foster Care	IF	5	7	7	6	1
Permanency	PH	3	12	12	5	7
Petition	PT	0	1	1	0	1
Show Cause	SC	1	2	2	2	-
Status	ST	0	1	1	0	1
Traffic	T	7	18	19	14	5
Term Parental Rights	TP	8	19	19	1	18
Truancy	TR	1	1	1	0	1
Voluntary Continuing Services Agreement	VA	1	1	1	0	1
Juvenile Total		106	298	299	105	194
Fauquier Totals		190	507	508	194	313



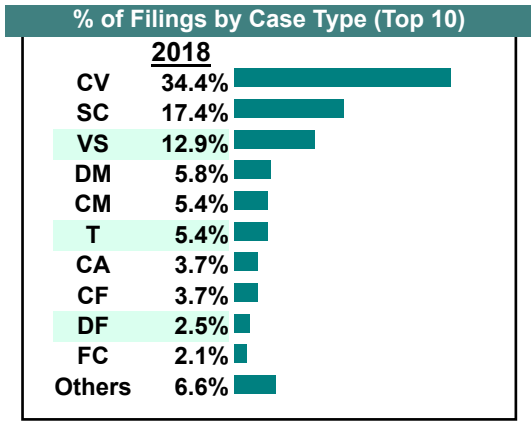
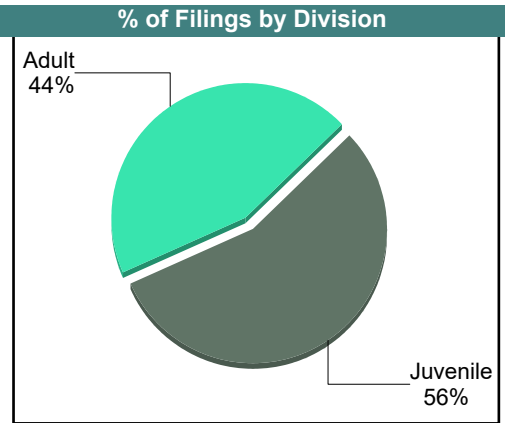
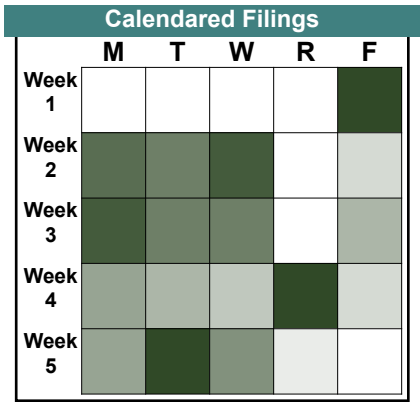
CASELOAD STATISTICS OF THE JUVENILE & DOMESTIC RELATIONS COURTS

June 2018

Fauquier

District: 20

		Filings	Hearings	Transactions	Concluded	Cont
Adult						
Capias	CA	9	24	24	14	10
Felony	CF	9	44	44	9	35
Misdemeanor	CM	13	62	62	22	40
Family Abuse - Prot Order	FP	1	11	11	5	6
Other	OT	2	3	3	2	1
Show Cause	SC	41	86	86	40	46
SL/Other	SL	1	1	1	1	-
Civil Support	VS	31	56	56	34	21
Adult Total		107	287	287	127	159
Juvenile						
Abuse or Neglect	AN	1	2	2	0	2
Child in Need of Services	CS	1	3	3	0	3
Custody Visitation	CV	83	168	168	84	84
Felony	DF	6	18	18	4	14
Misdemeanor	DM	14	47	47	11	36
Entrustment	ET	0	1	1	1	-
Foster Care Review	FC	5	5	5	4	1
Initial Foster Care	IF	3	3	3	3	-
Permanency	PH	2	2	2	2	-
Petition	PT	1	3	3	2	1
Remand Custody	RC	1	2	2	2	-
Remand Visitation	RV	1	1	1	1	-
Show Cause	SC	1	2	2	0	2
Status	ST	1	5	5	0	5
Traffic	T	13	14	20	15	5
Truancy	TR	1	3	3	1	2
Juvenile Total		134	279	285	130	155
Fauquier Totals		241	566	572	257	314



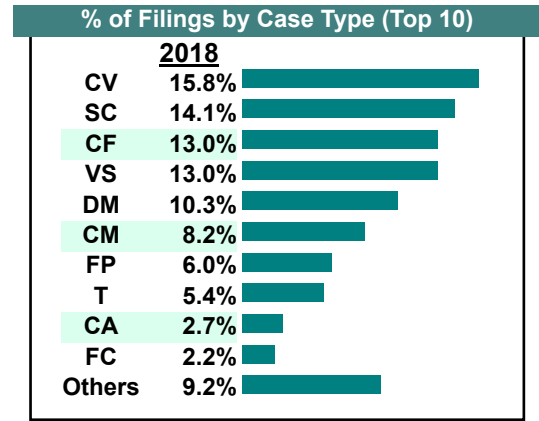
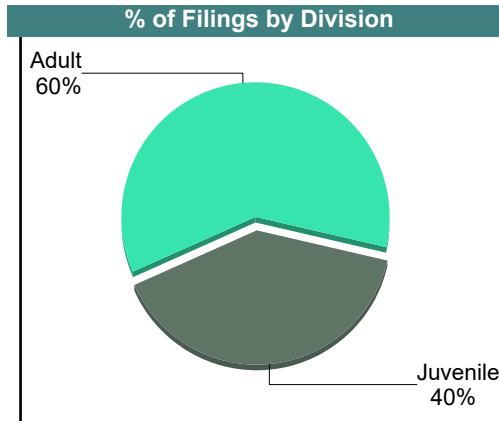

CASELOAD STATISTICS OF THE JUVENILE & DOMESTIC RELATIONS COURTS

May 2018

Fauquier

District: 20

		<u>Filings</u>	<u>Hearings</u>	<u>Transactions</u>	<u>Concluded</u>	<u>Cont</u>
<u>Adult</u>						
Capias	CA	5	7	7	1	6
Felony	CF	24	37	37	10	27
Misdemeanor	CM	15	45	45	10	35
Family Abuse - Prot Order	FP	11	21	21	9	12
Motion - Prot Order	MP	3	5	5	3	2
Other	OT	2	2	2	2	-
Show Cause	SC	26	57	57	24	32
SL/Other	SL	1	1	1	1	-
Civil Support	VS	24	45	45	28	17
Adult Total		111	220	220	88	131
<u>Juvenile</u>						
Abuse or Neglect	AN	1	5	5	3	2
Non-Family Abuse Prot Order	AP	1	1	1	1	-
Child in Need of Services	CS	0	2	2	0	2
Custody Visitation	CV	29	105	105	43	62
Felony	DF	1	13	13	7	6
Misdemeanor	DM	19	44	44	8	36
Foster Care Review	FC	4	5	5	4	1
Initial Foster Care	IF	1	1	1	1	-
Permanency	PH	0	1	1	1	-
Remand Custody	RC	1	1	1	1	-
Remand Visitation	RV	1	1	1	1	-
Show Cause	SC	0	1	1	1	-
Status	ST	4	7	7	1	6
Traffic	T	10	13	15	6	9
Term Parental Rights	TP	0	1	1	1	-
Truancy	TR	0	2	2	0	2
Voluntary Continuing Services Agreement	VA	1	1	1	0	1
Juvenile Total		73	204	206	79	127
Fauquier Totals		184	424	426	167	258



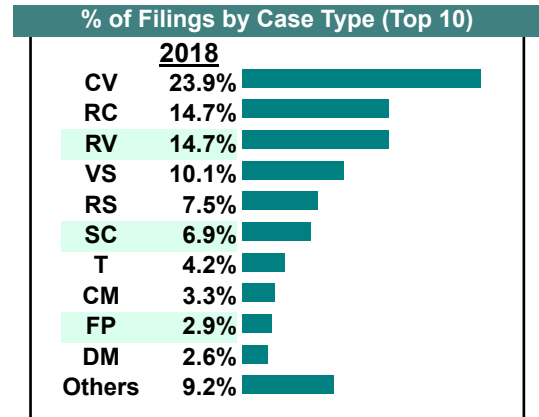
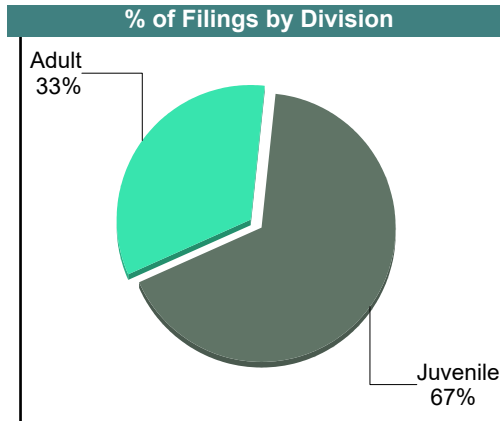
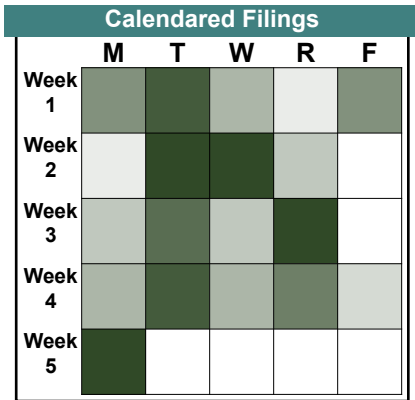
CASELOAD STATISTICS OF THE JUVENILE & DOMESTIC RELATIONS COURTS

Fauquier

District: 20

April 2018

		<u>Filings</u>	<u>Hearings</u>	<u>Transactions</u>	<u>Concluded</u>	<u>Cont</u>
Adult						
Capias	CA	4	17	17	5	12
Felony	CF	3	12	12	1	11
Misdemeanor	CM	10	49	49	20	29
Family Abuse - Prot Order	FP	9	19	19	9	10
Motion - Prot Order	MP	2	3	3	2	1
Other	OT	1	2	2	1	1
Remand Support	RS	23	23	23	23	-
Show Cause	SC	19	63	63	24	39
Civil Support	VS	31	54	54	28	26
Adult Total		102	242	242	113	129
Juvenile						
Abuse or Neglect	AN	1	4	4	2	2
Non-Family Abuse Prot Order	AP	1	2	2	1	1
Child in Need of Services	CS	2	2	2	1	1
Custody Visitation	CV	73	193	193	80	112
Felony	DF	6	16	16	0	16
Misdemeanor	DM	8	30	30	12	18
Entrustment	ET	2	2	2	1	1
Initial Foster Care	IF	3	3	3	3	-
Permanency	PH	1	3	3	1	2
Petition	PT	1	1	1	0	1
Remand Custody	RC	45	45	45	45	-
Remand Visitation	RV	45	45	45	45	-
Show Cause	SC	2	2	2	0	2
Status	ST	1	4	4	1	3
Traffic	T	13	14	17	8	9
Term Parental Rights	TP	0	5	5	1	4
Truancy	TR	0	5	5	1	4
Juvenile Total		204	376	379	202	176
Fauquier Totals		306	618	621	315	305



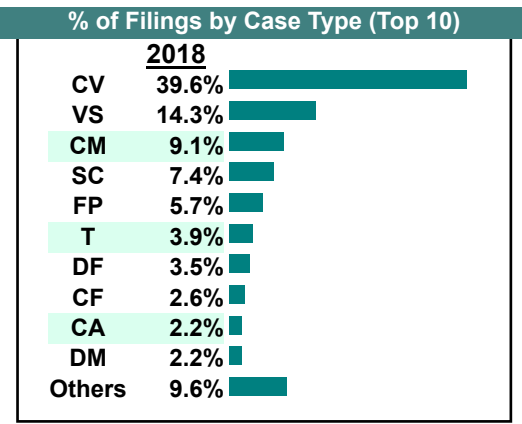
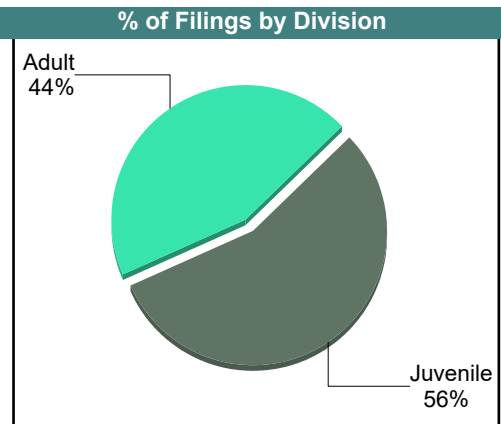

CASELOAD STATISTICS OF THE JUVENILE & DOMESTIC RELATIONS COURTS

March 2018

Fauquier

District: 20

		<u>Filings</u>	<u>Hearings</u>	<u>Transactions</u>	<u>Concluded</u>	<u>Cont</u>
<u>Adult</u>						
Capias	CA	5	13	13	3	10
Felony	CF	6	23	23	9	14
Misdemeanor	CM	21	71	71	18	53
Family Abuse - Prot Order	FP	13	32	32	6	26
Motion - Prot Order	MP	3	3	3	1	2
Other	OT	3	4	4	3	1
Violation of PO	PV	1	1	1	1	-
Show Cause	SC	17	52	52	17	35
SL/Other	SL	0	1	1	1	-
Civil Support	VS	33	60	60	39	19
Adult Total		102	260	260	98	160
<u>Juvenile</u>						
Abuse or Neglect	AN	1	6	6	2	4
Child in Need of Services	CS	0	1	1	0	1
Custody Visitation	CV	91	183	183	100	81
Felony	DF	8	15	15	1	14
Misdemeanor	DM	5	29	29	4	25
Foster Care Review	FC	2	3	3	3	-
Initial Foster Care	IF	2	2	2	0	2
Permanency	PH	0	3	3	0	3
Petition	PT	2	5	5	3	2
Remand Custody	RC	1	2	2	1	1
Remand Visitation	RV	1	1	1	1	-
Show Cause	SC	0	1	1	1	-
Status	ST	5	6	6	2	4
Traffic	T	9	13	17	14	3
Term Parental Rights	TP	0	8	8	0	8
Truancy	TR	0	4	4	1	3
Voluntary Continuing Services Agreement	VA	1	1	1	0	1
Juvenile Total		128	283	287	133	152
Fauquier Totals		230	543	547	231	312



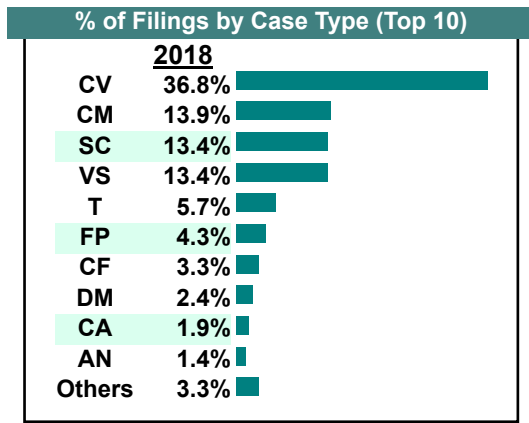
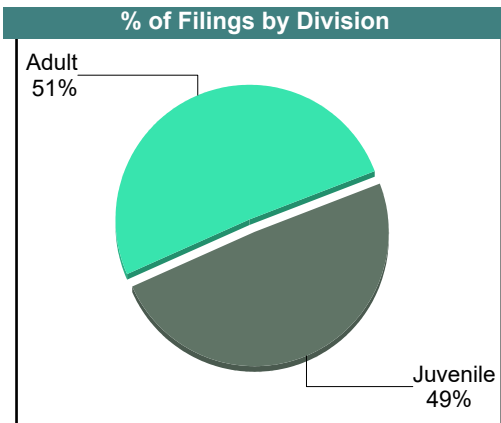

CASELOAD STATISTICS OF THE JUVENILE & DOMESTIC RELATIONS COURTS

February 2018

Fauquier

District: 20

		<u>Filings</u>	<u>Hearings</u>	<u>Transactions</u>	<u>Concluded</u>	<u>Cont</u>
Adult						
Capias	CA	4	14	14	8	6
Felony	CF	7	18	18	9	9
Misdemeanor	CM	29	81	81	31	50
Family Abuse - Prot Order	FP	9	16	16	6	10
Other	OT	1	1	1	1	-
Show Cause	SC	28	61	61	22	39
Civil Support	VS	28	50	50	26	24
Adult Total		106	241	241	103	138
Juvenile						
Abuse or Neglect	AN	3	8	8	4	4
Custody Visitation	CV	77	174	174	70	104
Felony	DF	0	2	2	2	-
Misdemeanor	DM	5	35	35	18	17
Foster Care Review	FC	2	2	2	1	1
Motion - Prot Order	MP	0	2	2	2	-
Permanency	PH	1	1	1	0	1
Petition	PT	1	2	2	2	-
Status	ST	0	1	1	0	1
Traffic	T	12	11	17	11	6
Term Parental Rights	TP	1	2	2	1	1
Truancy	TR	0	3	3	0	3
Voluntary Continuing Services Agreement	VA	1	1	1	0	1
Juvenile Total		103	244	250	111	139
Fauquier Totals		209	485	491	214	277



CASELOAD STATISTICS OF THE JUVENILE & DOMESTIC RELATIONS COURTS

January 2018

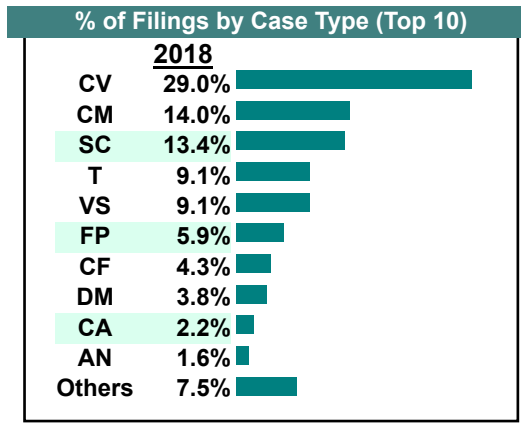
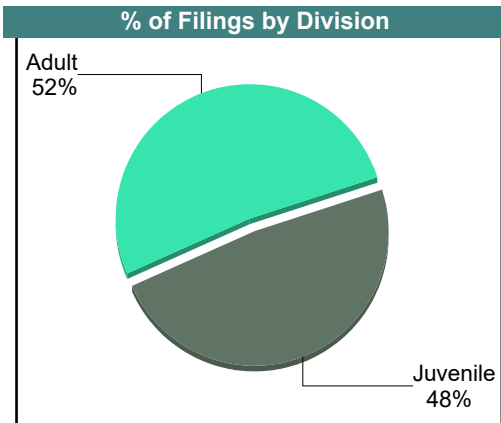

Fauquier

District: 20

		<u>Filings</u>	<u>Hearings</u>	<u>Transactions</u>	<u>Concluded</u>	<u>Cont</u>
<u>Adult</u>						
Non-Family Abuse Prot Order	AP	0	1	1	1	-
Capias	CA	4	16	16	3	13
Felony	CF	8	32	32	12	20
Misdemeanor	CM	26	63	63	12	51
Crim Support	CS	1	1	1	1	-
Family Abuse - Prot Order	FP	11	19	19	8	11
Motion - Prot Order	MP	2	2	2	2	-
Other	OT	1	1	1	1	-
Violation of PO	PV	1	1	1	1	-
Remand Support	RS	1	1	1	1	-
Show Cause	SC	24	54	54	14	40
Civil Support	VS	17	30	30	13	17
Adult Total		96	221	221	69	152

<u>Juvenile</u>						
Abuse or Neglect	AN	3	10	10	1	9
Custody Visitation	CV	54	127	127	45	82
Felony	DF	0	18	18	5	13
Misdemeanor	DM	7	30	30	5	25
Initial Foster Care	IF	1	1	1	1	-
Motion - Prot Order	MP	0	5	5	5	-
Permanency	PH	3	3	3	0	3
Petition	PT	2	2	2	0	2
Show Cause	SC	1	3	3	3	-
Status	ST	1	1	1	0	1
Traffic	T	17	20	25	13	12
Term Parental Rights	TP	1	6	6	1	5
Truancy	TR	0	4	4	0	4
Juvenile Total		90	230	235	79	156

Fauquier Totals		186	451	456	148	308
------------------------	--	------------	------------	------------	------------	------------



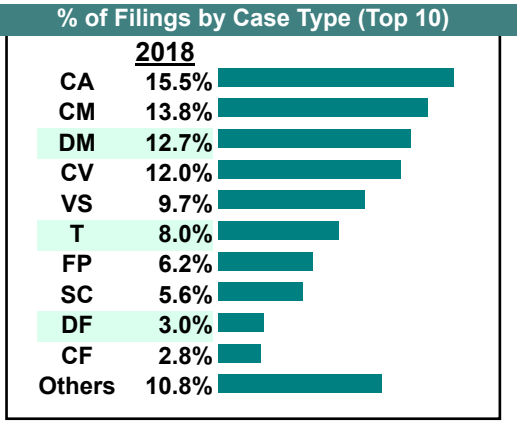
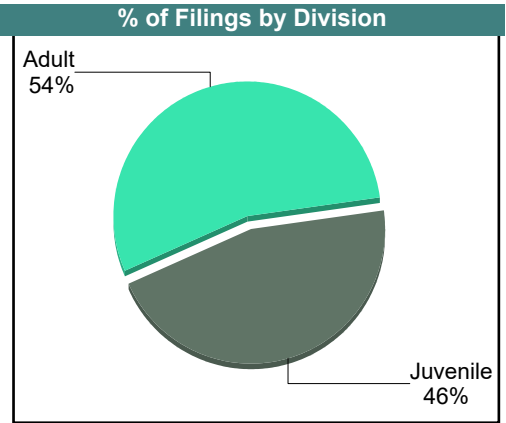
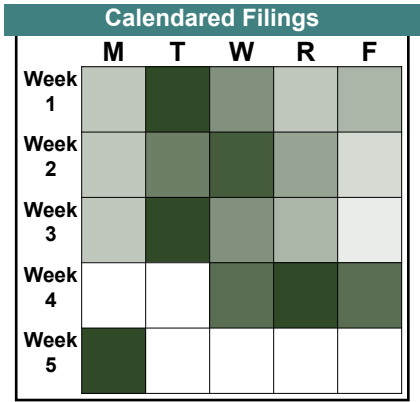
CASELOAD STATISTICS OF THE JUVENILE & DOMESTIC RELATIONS COURTS

December 2018

Loudoun

District: 20

		<u>Filings</u>	<u>Hearings</u>	<u>Transactions</u>	<u>Concluded</u>	<u>Cont</u>
<u>Adult</u>						
Non-Family Abuse Prot Order	AP	4	7	7	3	4
Capias	CA	68	88	88	74	14
Felony	CF	13	74	77	21	56
Misdemeanor	CM	64	261	261	65	195
Family Abuse - Prot Order	FP	29	69	69	30	39
Violation Fam Abuse PO	PS	1	1	1	1	-
Violation of PO	PV	3	3	3	3	-
Remand Support	RS	3	3	3	3	-
Show Cause	SC	23	54	54	24	30
Civil Support	VS	45	112	112	54	58
Adult Total		253	672	675	278	396
<u>Juvenile</u>						
Abuse or Neglect	AN	5	10	10	0	10
Non-Family Abuse Prot Order	AP	1	2	2	0	2
Capias	CA	4	9	9	2	7
Custody Relief	CR	0	1	1	1	-
Child in Need of Services	CS	1	5	5	2	3
Custody Visitation	CV	56	194	194	96	98
Felony	DF	14	67	67	10	57
Misdemeanor	DM	59	182	182	65	117
Foster Care Review	FC	6	7	7	6	1
Initial Foster Care	IF	1	1	1	1	-
Permanency	PH	4	5	5	5	-
Petition	PT	1	7	7	6	1
Remand Custody	RC	3	3	3	3	-
Remand Visitation	RV	3	3	3	3	-
Show Cause	SC	3	6	6	1	5
Status	ST	1	7	7	3	4
Traffic	T	37	46	46	18	28
Term Parental Rights	TP	9	11	11	2	9
Truancy	TR	4	8	8	1	7
Juvenile Total		212	574	574	225	349
Loudoun Totals		465	1,246	1,249	503	745



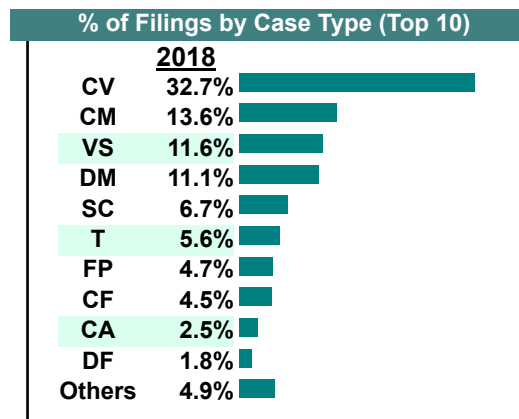
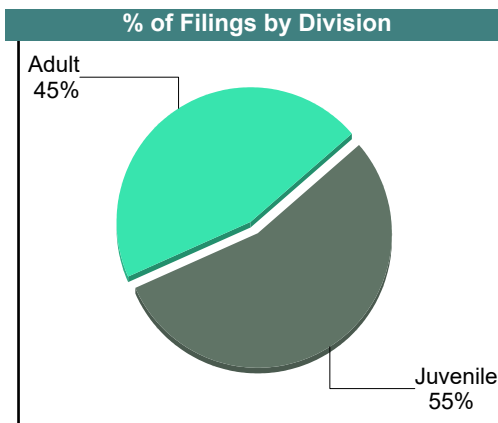
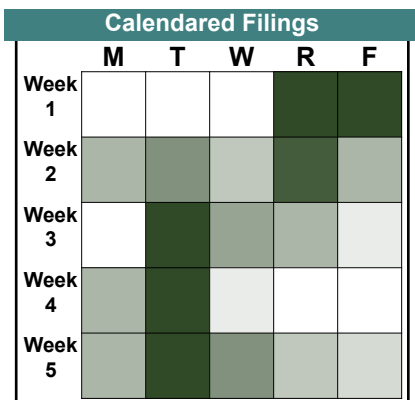
CASELOAD STATISTICS OF THE JUVENILE & DOMESTIC RELATIONS COURTS

Loudoun

District: 20

November 2018

		<u>Filings</u>	<u>Hearings</u>	<u>Transactions</u>	<u>Concluded</u>	<u>Cont</u>
<u>Adult</u>						
Capias	CA	14	31	31	13	18
Felony	CF	25	125	128	56	72
Misdemeanor	CM	75	312	312	51	260
Family Abuse - Prot Order	FP	26	64	64	29	35
Motion - Prot Order	MP	3	4	4	4	-
Violation of PO	PV	4	4	4	4	-
Remand Support	RS	2	2	2	2	-
Show Cause	SC	36	74	74	29	45
Civil Support	VS	64	120	120	49	71
Adult Total		249	736	739	237	501
<u>Juvenile</u>						
Abuse or Neglect	AN	0	3	3	3	-
Non-Family Abuse Prot Order	AP	1	1	1	1	-
Child in Need of Services	CS	0	2	2	0	2
Custody Visitation	CV	180	347	347	142	203
Felony	DF	10	56	56	14	42
Misdemeanor	DM	61	195	195	57	138
Foster Care Review	FC	3	3	3	3	-
Initial Foster Care	IF	2	2	2	2	-
Permanency	PH	0	1	1	0	1
Petition	PT	2	5	5	3	2
Remand Custody	RC	3	3	3	3	-
Remand Visitation	RV	3	3	3	3	-
Show Cause	SC	1	5	5	3	2
Status	ST	2	9	9	4	5
Traffic	T	31	58	61	32	29
Term Parental Rights	TP	0	2	2	0	2
Truancy	TR	2	4	4	0	4
Juvenile Total		301	699	702	270	430
Loudoun Totals		550	1,435	1,441	507	931



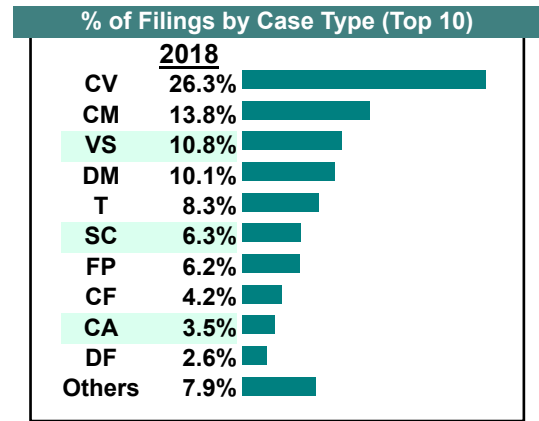
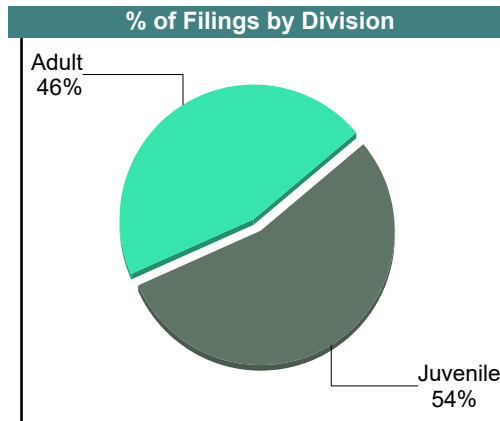
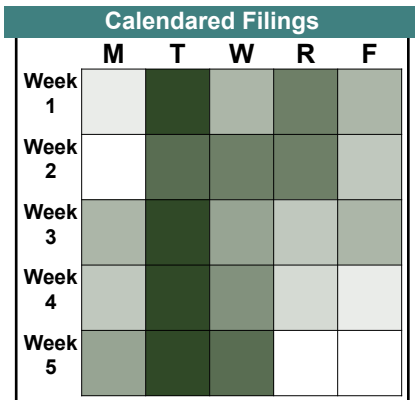
CASELOAD STATISTICS OF THE JUVENILE & DOMESTIC RELATIONS COURTS

October 2018

Loudoun

District: 20

		<u>Filings</u>	<u>Hearings</u>	<u>Transactions</u>	<u>Concluded</u>	<u>Cont</u>
<u>Adult</u>						
Non-Family Abuse Prot Order	AP	1	1	1	1	-
Capias	CA	20	51	51	25	26
Felony	CF	24	185	190	19	171
Misdemeanor	CM	78	344	344	61	283
Family Abuse - Prot Order	FP	35	73	73	28	45
Motion - Prot Order	MP	3	4	4	3	1
Violation of PO	PV	1	1	1	1	-
Remand Support	RS	4	4	4	4	-
Show Cause	SC	32	119	119	71	48
Civil Support	VS	61	145	145	71	74
Adult Total		259	927	932	284	648
<u>Juvenile</u>						
Abuse or Neglect	AN	0	4	4	0	4
Capias	CA	0	2	2	2	-
Child in Need of Services	CS	3	6	6	6	-
Custody Visitation	CV	149	336	336	149	187
Felony	DF	15	78	78	27	51
Misdemeanor	DM	57	191	191	68	123
Foster Care Review	FC	5	5	5	5	-
Permanency	PH	8	9	9	8	1
Petition	PT	5	8	8	2	6
Remand Custody	RC	6	6	6	6	-
Remand Visitation	RV	6	6	6	6	-
Show Cause	SC	4	9	9	6	3
Status	ST	1	9	9	4	5
Traffic	T	47	64	67	22	45
Truancy	TR	2	5	5	3	2
Juvenile Total		308	738	741	314	427
Loudoun Totals		567	1,665	1,673	598	1,075



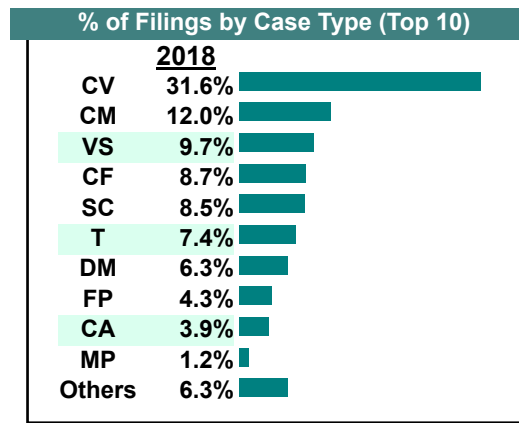
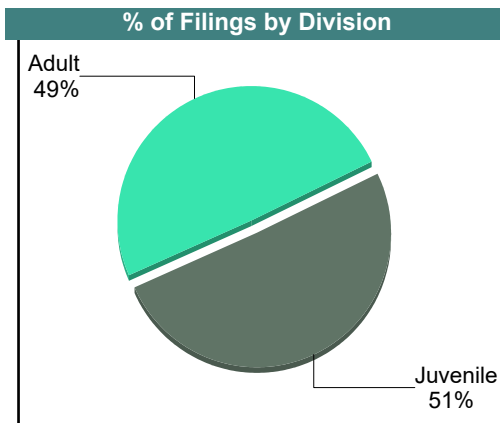
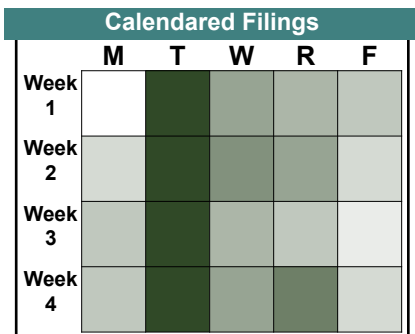
CASELOAD STATISTICS OF THE JUVENILE & DOMESTIC RELATIONS COURTS

September 2018

Loudoun

District: 20

		<u>Filings</u>	<u>Hearings</u>	<u>Transactions</u>	<u>Concluded</u>	<u>Cont</u>
Adult						
Non-Family Abuse Prot Order	AP	1	1	1	1	-
Capias	CA	21	52	52	20	32
Felony	CF	51	121	131	22	109
Misdemeanor	CM	70	332	332	74	258
Family Abuse - Prot Order	FP	25	76	76	38	38
Motion - Prot Order	MP	7	7	7	5	2
Other	OT	1	1	1	1	-
Violation of PO	PV	4	4	4	4	-
Remand Support	RS	5	5	5	5	-
Show Cause	SC	46	108	108	43	65
SL/Other	SL	1	1	1	1	-
Civil Support	VS	57	138	138	71	67
Adult Total		289	846	856	285	571
Juvenile						
Abuse or Neglect	AN	2	7	7	3	4
Non-Family Abuse Prot Order	AP	0	4	4	4	-
Capias	CA	2	7	7	3	4
Child in Need of Services	CS	1	7	7	4	3
Custody Visitation	CV	185	357	357	172	185
Felony	DF	1	62	63	23	40
Misdemeanor	DM	37	192	192	62	130
Foster Care Review	FC	5	5	5	5	-
Permanency	PH	2	6	6	4	2
Petition	PT	2	6	6	3	3
Remand Custody	RC	4	4	4	4	-
Remand Visitation	RV	4	4	4	4	-
Show Cause	SC	4	10	10	5	5
Status	ST	1	11	11	2	9
Traffic	T	43	68	75	45	30
Term Parental Rights	TP	3	6	6	4	2
Truancy	TR	0	4	4	1	3
Juvenile Total		296	760	768	348	420
Loudoun Totals		585	1,606	1,624	633	991



CASELOAD STATISTICS OF THE JUVENILE & DOMESTIC RELATIONS COURTS

Loudoun

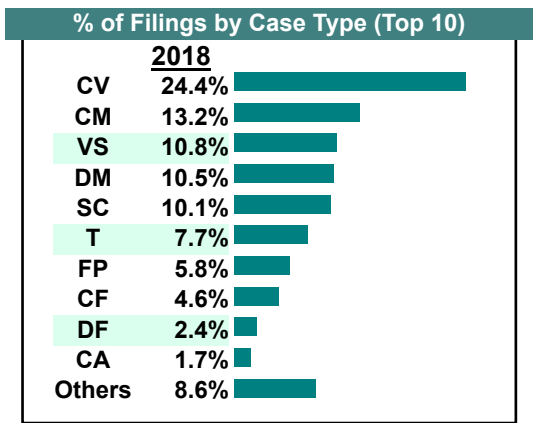
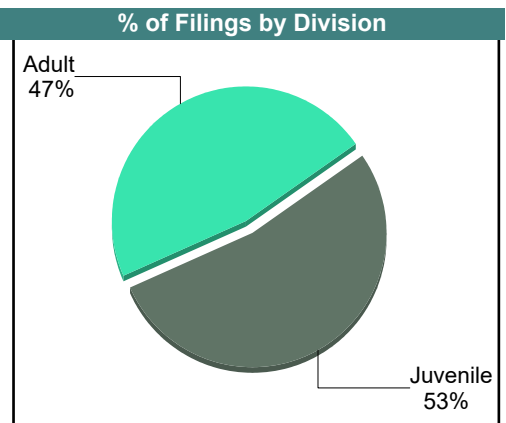

District: 20

August 2018

		<u>Filings</u>	<u>Hearings</u>	<u>Transactions</u>	<u>Concluded</u>	<u>Cont</u>
Adult						
Bond Forfeiture	BF	0	1	1	1	-
Capias	CA	8	38	38	15	23
Felony	CF	27	116	116	20	96
Misdemeanor	CM	77	348	348	79	269
Family Abuse - Prot Order	FP	34	70	70	19	51
Motion - Prot Order	MP	2	4	4	3	1
Other	OT	1	1	1	1	-
Violation of PO	PV	6	6	6	6	-
Remand Support	RS	5	5	5	5	-
Show Cause	SC	51	106	106	45	61
Civil Support	VS	63	161	161	66	95
Adult Total		274	856	856	260	596

Juvenile						
Abuse or Neglect	AN	2	11	11	4	7
Non-Family Abuse Prot Order	AP	1	3	3	1	2
Capias	CA	2	8	8	1	7
Custody Relief	CR	0	1	1	0	1
Child in Need of Services	CS	0	5	5	0	5
Custody Visitation	CV	142	379	379	131	248
Felony	DF	14	92	92	23	69
Misdemeanor	DM	61	247	247	58	189
Foster Care Review	FC	2	2	2	2	-
Initial Foster Care	IF	2	3	3	3	-
Permanency	PH	2	2	2	2	-
Petition	PT	3	3	3	2	1
Remand Custody	RC	9	9	9	9	-
Remand Visitation	RV	9	9	9	9	-
Show Cause	SC	8	27	27	7	20
Status	ST	2	24	24	7	17
Traffic	T	45	84	86	46	40
Term Parental Rights	TP	3	3	3	3	-
Truancy	TR	0	5	5	2	3
Voluntary Continuing Services Agreement	VA	1	1	1	1	-
Juvenile Total		308	918	920	311	609

Loudoun Totals		582	1,774	1,776	571	1,205
-----------------------	--	------------	--------------	--------------	------------	--------------



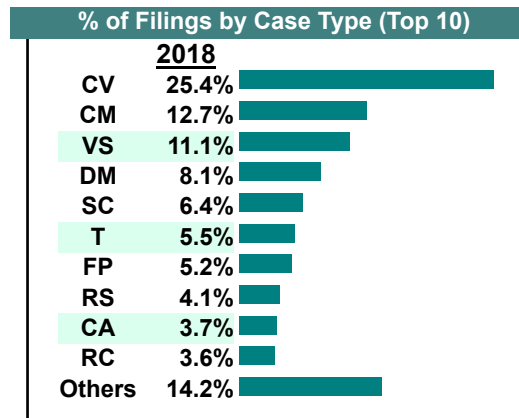
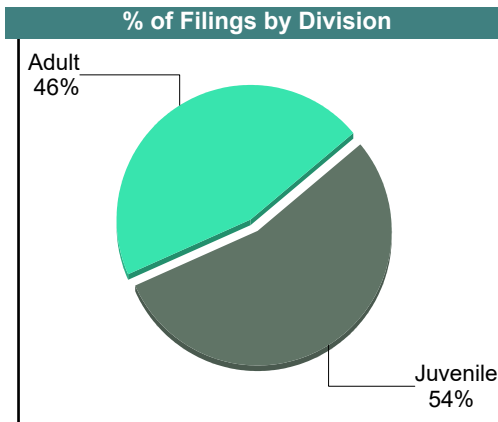
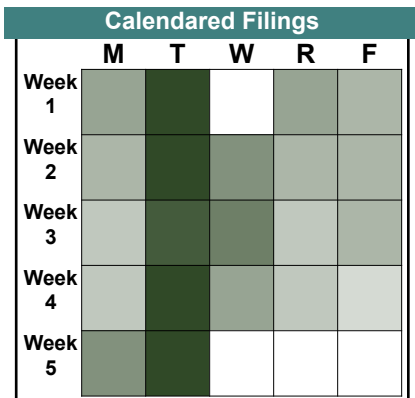
CASELOAD STATISTICS OF THE JUVENILE & DOMESTIC RELATIONS COURTS

July 2018

Loudoun

District: 20

		<u>Filings</u>	<u>Hearings</u>	<u>Transactions</u>	<u>Concluded</u>	<u>Cont</u>
<u>Adult</u>						
Capias	CA	21	48	48	22	26
Felony	CF	18	86	86	19	67
Misdemeanor	CM	78	318	318	72	246
Family Abuse - Prot Order	FP	32	74	74	37	37
Motion - Prot Order	MP	4	6	6	4	2
Violation of PO	PV	2	2	2	2	-
Remand Support	RS	25	25	25	25	-
Show Cause	SC	32	78	78	34	44
Civil Support	VS	68	133	133	55	78
Adult Total		280	770	770	270	500
<u>Juvenile</u>						
Abuse or Neglect	AN	4	14	14	2	12
Capias	CA	2	3	3	1	2
Child in Need of Services	CS	5	8	8	0	8
Custody Visitation	CV	156	345	345	148	197
Felony	DF	20	95	95	13	82
Misdemeanor	DM	50	165	165	42	123
Foster Care Review	FC	1	1	1	1	-
Family Abuse - Prot Order	FP	0	1	1	1	-
Initial Foster Care	IF	2	2	2	1	1
Motion - Prot Order	MP	0	1	1	1	-
Permanency	PH	6	7	7	7	-
Petition	PT	1	2	2	2	-
Remand Custody	RC	22	22	22	22	-
Remand Visitation	RV	20	20	20	20	-
Show Cause	SC	7	8	8	1	7
Status	ST	2	12	12	1	11
Traffic	T	34	63	67	34	33
Truancy	TR	2	4	4	2	2
Juvenile Total		334	773	777	299	478
Loudoun Totals		614	1,543	1,547	569	978



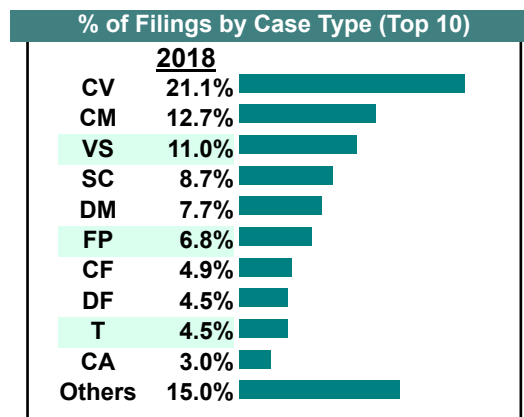
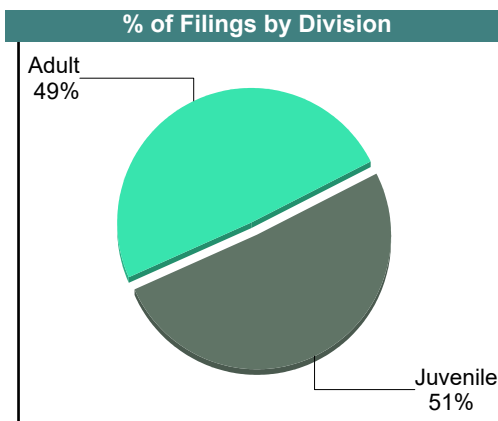
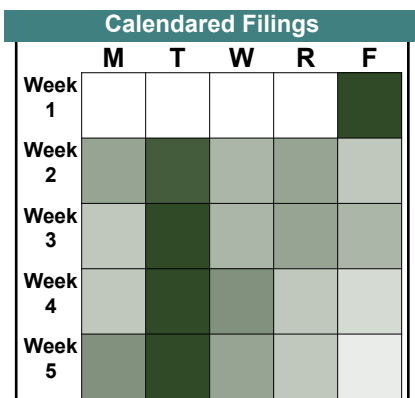
CASELOAD STATISTICS OF THE JUVENILE & DOMESTIC RELATIONS COURTS

June 2018

Loudoun

District: 20

		Filings	Hearings	Transactions	Concluded	Cont
Adult						
Capias	CA	16	50	50	14	36
Felony	CF	28	130	132	28	104
Misdemeanor	CM	73	333	333	62	271
Family Abuse - Prot Order	FP	38	67	67	30	37
Motion - Prot Order	MP	5	6	6	4	2
Violation of PO	PV	6	6	6	6	-
Remand Support	RS	6	6	6	6	-
Show Cause	SC	46	115	115	57	58
SL/Other	SL	1	1	1	1	-
Civil Support	VS	63	137	137	69	68
Adult Total		282	851	853	277	576
Juvenile						
Abuse or Neglect	AN	3	15	15	4	11
Non-Family Abuse Prot Order	AP	3	9	9	3	6
Capias	CA	1	3	3	1	2
Custody Relief	CR	1	1	1	0	1
Child in Need of Services	CS	4	11	11	4	7
Custody Visitation	CV	121	321	321	139	182
Felony	DF	26	97	97	22	75
Misdemeanor	DM	44	187	187	68	119
Entrustment	ET	4	4	4	4	-
Foster Care Review	FC	7	7	7	7	-
Family Abuse - Prot Order	FP	1	1	1	0	1
Initial Foster Care	IF	5	5	5	5	-
Motion - Prot Order	MP	0	1	1	0	1
Permanency	PH	8	8	8	4	4
Petition	PT	3	4	4	1	3
Remand Custody	RC	13	13	13	13	-
Remand Visitation	RV	11	11	11	11	-
Show Cause	SC	4	7	7	4	3
Status	ST	3	26	26	8	18
Traffic	T	26	51	55	31	24
Term Parental Rights	TP	3	3	3	0	3
Truancy	TR	0	6	6	5	1
Juvenile Total		291	791	795	334	461
Loudoun Totals		573	1,642	1,648	611	1,037



CASELOAD STATISTICS OF THE JUVENILE & DOMESTIC RELATIONS COURTS

May 2018

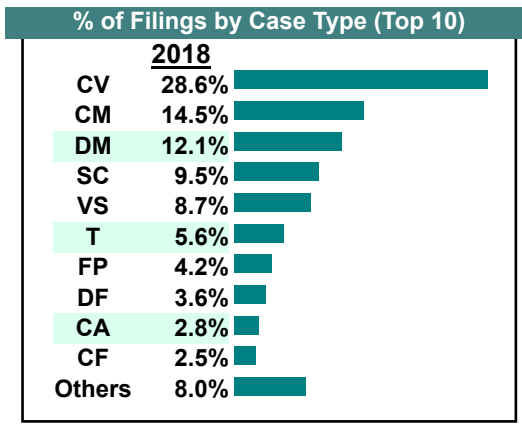
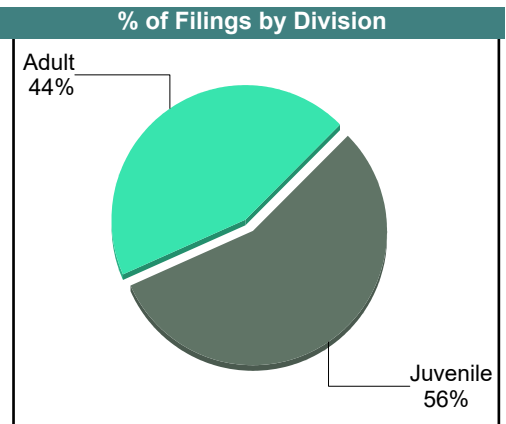

Loudoun

District: 20

		<u>Filings</u>	<u>Hearings</u>	<u>Transactions</u>	<u>Concluded</u>	<u>Cont</u>
Adult						
Non-Family Abuse Prot Order	AP	1	1	1	1	-
Capias	CA	17	32	32	18	14
Felony	CF	15	86	86	20	66
Misdemeanor	CM	89	317	317	54	263
Family Abuse - Prot Order	FP	26	64	64	30	34
Motion - Prot Order	MP	5	5	5	5	-
Violation of PO	PV	4	4	4	4	-
Remand Support	RS	4	4	4	4	-
Show Cause	SC	56	121	121	55	66
SL/Other	SL	1	1	1	1	-
Civil Support	VS	53	131	131	59	72
Adult Total		271	766	766	251	515

Juvenile						
Abuse or Neglect	AN	3	13	13	2	11
Non-Family Abuse Prot Order	AP	5	6	6	1	5
Child in Need of Services	CS	1	7	7	3	4
Custody Visitation	CV	175	383	383	165	218
Felony	DF	22	101	101	26	75
Misdemeanor	DM	74	235	235	74	161
Foster Care Review	FC	1	1	1	1	-
Initial Foster Care	IF	1	1	1	1	-
Permanency	PH	3	3	3	3	-
Petition	PT	6	8	8	4	4
Remand Custody	RC	2	2	2	2	-
Remand Visitation	RV	2	2	2	2	-
Show Cause	SC	2	4	4	2	2
Status	ST	10	22	22	3	19
Traffic	T	34	66	68	37	31
Truancy	TR	0	6	6	0	6
Juvenile Total		341	860	862	326	536

Loudoun Totals		612	1,626	1,628	577	1,051
-----------------------	--	------------	--------------	--------------	------------	--------------



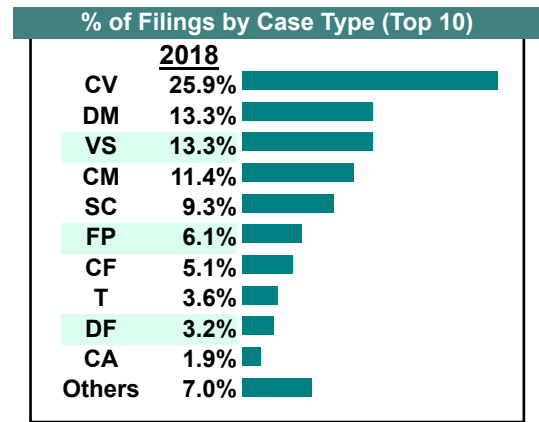
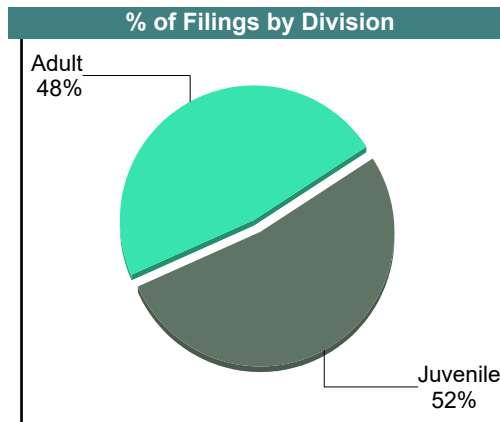

CASELOAD STATISTICS OF THE JUVENILE & DOMESTIC RELATIONS COURTS

Loudoun

District: 20

April 2018

		Filings	Hearings	Transactions	Concluded	Cont
Adult						
Capias	CA	10	31	31	12	19
Felony	CF	27	118	119	15	104
Misdemeanor	CM	60	292	292	72	220
Family Abuse - Prot Order	FP	32	67	67	34	33
Motion - Prot Order	MP	1	1	1	1	-
Violation of PO	PV	1	1	1	1	-
Remand Support	RS	4	4	4	4	-
Show Cause	SC	46	112	112	46	66
Civil Support	VS	70	150	150	70	80
Adult Total		251	776	777	255	522
Juvenile						
Abuse or Neglect	AN	3	7	7	0	7
Non-Family Abuse Prot Order	AP	1	4	4	3	1
Capias	CA	0	2	2	1	1
Child in Need of Services	CS	2	5	5	1	4
Custody Visitation	CV	137	329	329	185	144
Felony	DF	17	86	86	29	57
Misdemeanor	DM	70	239	239	69	170
Initial Foster Care	IF	1	1	1	1	-
Juv Support	JS	0	1	1	1	-
Motion - Prot Order	MP	1	1	1	0	1
Permanency	PH	6	7	7	6	1
Petition	PT	0	1	1	0	1
Remand Custody	RC	2	2	2	2	-
Remand Visitation	RV	2	2	2	2	-
Show Cause	SC	3	11	11	8	3
Status	ST	4	24	24	5	19
Traffic	T	19	69	70	43	27
Term Parental Rights	TP	9	9	9	9	-
Truancy	TR	0	10	10	1	9
Juvenile Total		277	810	811	366	445
Loudoun Totals		528	1,586	1,588	621	967



CASELOAD STATISTICS OF THE JUVENILE & DOMESTIC RELATIONS COURTS

Loudoun

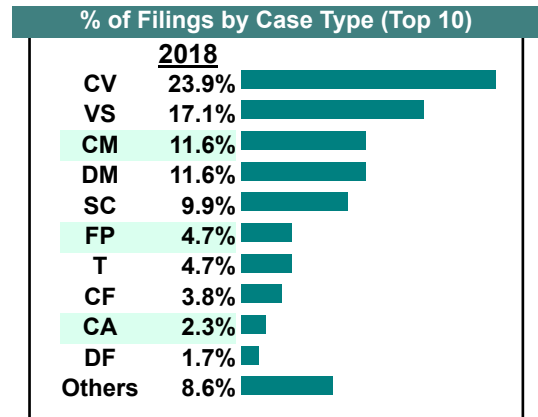
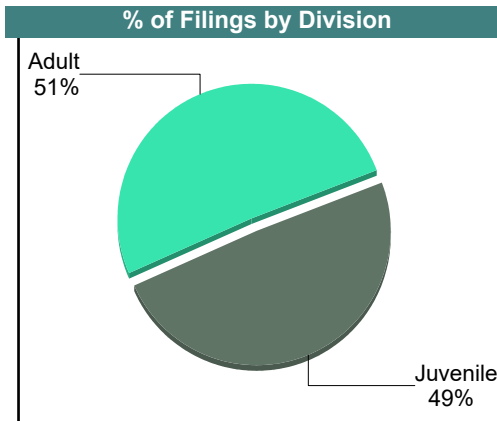
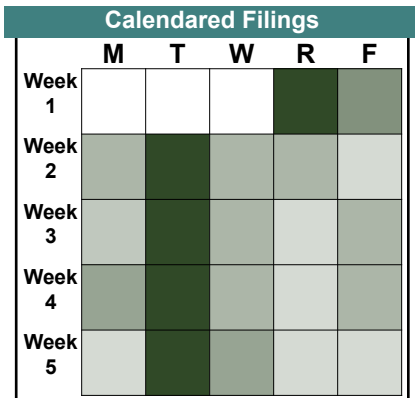
District: 20

March 2018

		Filings	Hearings	Transactions	Concluded	Cont
Adult						
Bond Forfeiture	BF	1	1	1	0	1
Capias	CA	13	33	33	12	21
Felony	CF	25	113	113	16	97
Misdemeanor	CM	76	290	290	54	236
Crim Support	CS	0	1	1	1	-
Family Abuse - Prot Order	FP	31	67	67	30	37
Motion - Prot Order	MP	3	3	3	3	-
Violation of PO	PV	4	4	4	4	-
Remand Support	RS	11	11	11	11	-
Show Cause	SC	56	101	101	46	55
Civil Support	VS	112	203	203	104	99
Adult Total		332	827	827	281	546

Juvenile						
Abuse or Neglect	AN	2	8	8	6	2
Non-Family Abuse Prot Order	AP	0	1	1	1	-
Capias	CA	2	3	3	0	3
Child in Need of Services	CS	1	2	2	0	2
Custody Visitation	CV	156	364	364	158	206
Felony	DF	11	90	90	22	68
Misdemeanor	DM	76	245	245	53	192
Entrustment	ET	1	1	1	1	-
Initial Foster Care	IF	3	5	5	5	-
Permanency	PH	2	4	4	3	1
Petition	PT	3	3	3	2	1
Remand Custody	RC	8	8	8	8	-
Remand Visitation	RV	7	7	7	7	-
Show Cause	SC	9	16	16	8	8
Status	ST	4	21	21	3	18
Traffic	T	31	60	64	38	26
Term Parental Rights	TP	6	9	9	9	-
Truancy	TR	0	10	10	0	10
Juvenile Total		322	857	861	324	537

Loudoun Totals		654	1,684	1,688	605	1,083
-----------------------	--	------------	--------------	--------------	------------	--------------



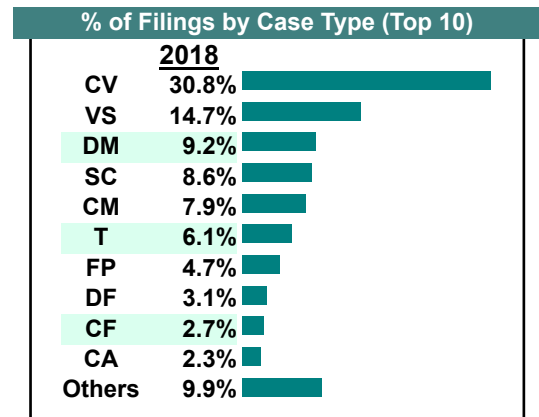
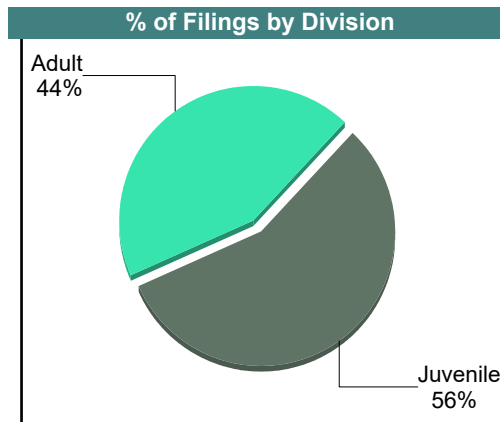

CASELOAD STATISTICS OF THE JUVENILE & DOMESTIC RELATIONS COURTS

February 2018

Loudoun

District: 20

		Filings	Hearings	Transactions	Concluded	Cont
Adult						
Capias	CA	13	37	37	23	14
Felony	CF	15	67	67	16	51
Misdemeanor	CM	44	253	253	67	186
Family Abuse - Prot Order	FP	26	55	55	29	26
Motion - Prot Order	MP	2	4	4	3	1
Violation of PO	PV	1	1	1	1	-
Remand Support	RS	13	13	13	13	-
Show Cause	SC	45	110	110	64	46
SL/Other	SL	1	1	1	1	-
Civil Support	VS	82	167	167	90	77
Adult Total		242	708	708	307	401
Juvenile						
Abuse or Neglect	AN	0	6	6	1	5
Non-Family Abuse Prot Order	AP	2	6	6	1	5
Capias	CA	0	1	1	1	-
Child in Need of Services	CS	1	2	2	0	2
Custody Visitation	CV	171	353	353	153	200
Felony	DF	17	105	105	25	80
Misdemeanor	DM	51	204	204	61	143
Foster Care Review	FC	2	6	6	6	-
Initial Foster Care	IF	3	3	3	1	2
Permanency	PH	1	2	2	2	-
Petition	PT	1	1	1	1	-
Remand Custody	RC	8	8	8	8	-
Remand Visitation	RV	7	7	7	7	-
Show Cause	SC	3	10	10	6	4
Status	ST	7	22	22	5	17
Traffic	T	34	73	77	46	29
Truancy	TR	4	13	13	2	11
Voluntary Continuing Services Agreement	VA	2	2	2	2	-
Juvenile Total		314	824	828	328	498
Loudoun Totals		556	1,532	1,536	635	899



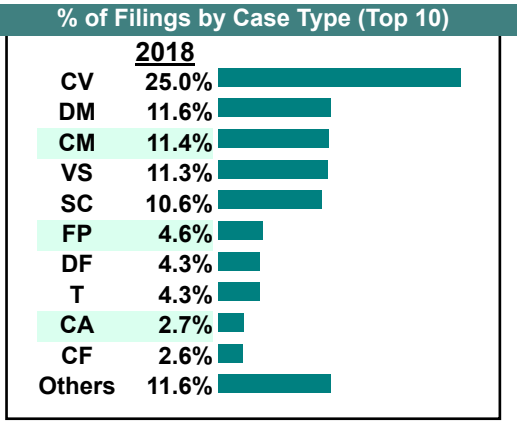
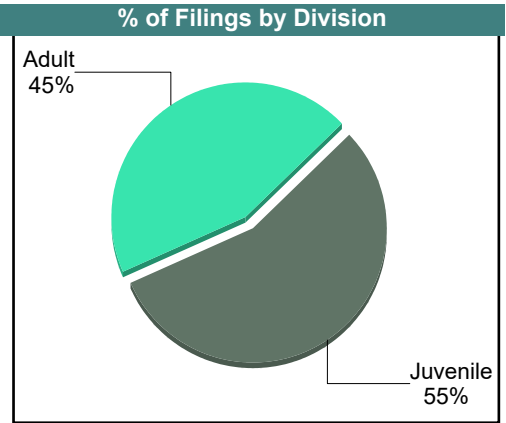

CASELOAD STATISTICS OF THE JUVENILE & DOMESTIC RELATIONS COURTS

January 2018

Loudoun

District: 20

		<u>Filings</u>	<u>Hearings</u>	<u>Transactions</u>	<u>Concluded</u>	<u>Cont</u>
<u>Adult</u>						
Capias	CA	19	49	49	18	31
Felony	CF	19	92	95	33	62
Misdemeanor	CM	85	293	293	71	222
Family Abuse - Prot Order	FP	34	82	82	33	49
Motion - Prot Order	MP	5	5	5	4	1
Violation of PO	PV	1	1	1	1	-
Remand Support	RS	18	18	18	18	-
Show Cause	SC	65	129	129	58	71
SL/Other	SL	1	1	1	1	-
Civil Support	VS	84	135	135	71	64
Adult Total		331	805	808	308	500
<u>Juvenile</u>						
Abuse or Neglect	AN	5	15	15	3	12
Non-Family Abuse Prot Order	AP	2	2	2	0	2
Capias	CA	1	3	3	1	2
Child in Need of Services	CS	0	2	2	0	2
Custody Visitation	CV	186	362	362	164	198
Felony	DF	32	138	138	21	117
Misdemeanor	DM	86	228	228	54	174
Foster Care Review	FC	5	5	5	1	4
Initial Foster Care	IF	5	7	7	5	2
Juv Support	JS	0	1	1	0	1
Permanency	PH	7	13	13	9	4
Petition	PT	2	2	2	2	-
Remand Custody	RC	10	10	10	10	-
Remand Visitation	RV	10	10	10	10	-
Show Cause	SC	14	23	23	9	14
Status	ST	8	32	32	5	27
Traffic	T	32	56	59	34	25
Term Parental Rights	TP	0	8	8	4	4
Truancy	TR	7	11	11	1	10
Juvenile Total		412	928	931	333	598
Loudoun Totals		743	1,733	1,739	641	1,098



CASELOAD STATISTICS OF THE JUVENILE & DOMESTIC RELATIONS COURTS

Rappahannock

District: 20

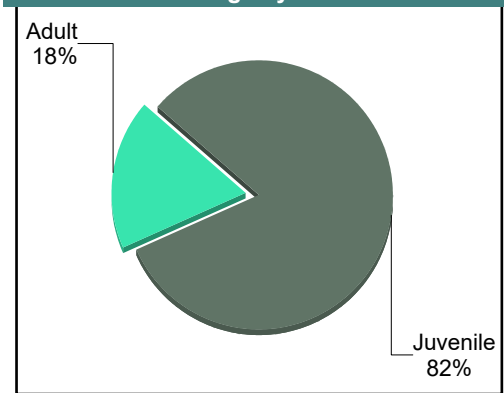
December 2018

		<u>Filings</u>	<u>Hearings</u>	<u>Transactions</u>	<u>Concluded</u>	<u>Cont</u>
Adult						
Capias	CA	0	1	1	0	1
Misdemeanor	CM	2	2	2	0	2
Show Cause	SC	0	3	3	0	3
Adult Total		2	6	6	0	6
Juvenile						
Abuse or Neglect	AN	1	2	2	0	2
Custody Visitation	CV	0	6	6	6	-
Misdemeanor	DM	0	2	2	2	-
Foster Care Review	FC	4	4	4	4	-
Remand Custody	RC	1	1	1	1	-
Remand Visitation	RV	1	1	1	1	-
Traffic	T	2	2	2	0	2
Juvenile Total		9	18	18	14	4
Rappahannock Totals		11	24	24	14	10

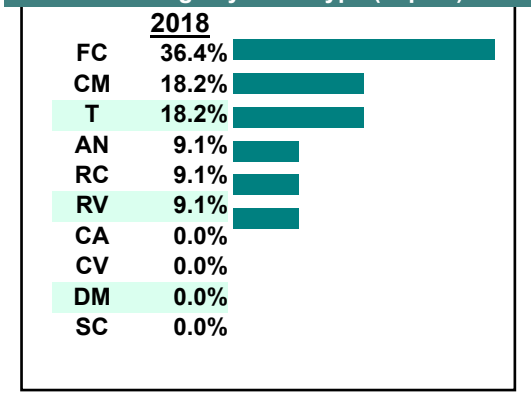
Calendared Filings

	R	F
Week 1		
Week 2		
Week 3		

% of Filings by Division



% of Filings by Case Type (Top 10)



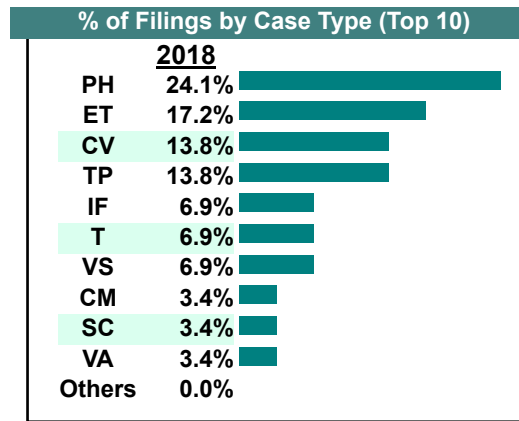
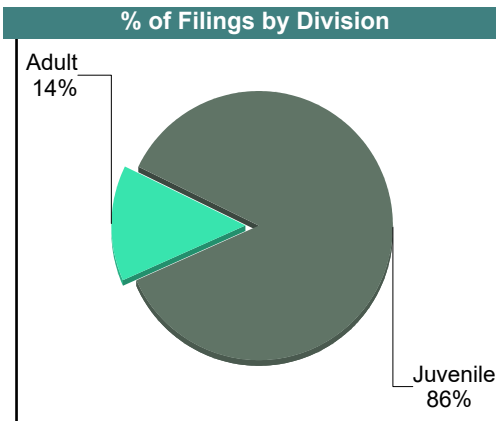
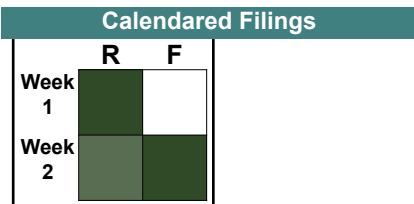
CASELOAD STATISTICS OF THE JUVENILE & DOMESTIC RELATIONS COURTS

Rappahannock

District: 20

November 2018

		Filings	Hearings	Transactions	Concluded	Cont
Adult						
Misdemeanor	CM	1	4	4	1	3
Show Cause	SC	1	8	8	5	3
Civil Support	VS	2	5	5	3	2
Adult Total		4	17	17	9	8
Juvenile						
Child in Need of Services	CS	0	2	2	1	1
Custody Visitation	CV	4	25	25	12	13
Misdemeanor	DM	0	5	5	5	-
Entrustment	ET	5	5	5	5	-
Initial Foster Care	IF	2	2	2	2	-
Motion - Prot Order	MP	0	4	4	4	-
Permanency	PH	7	7	7	7	-
Status	ST	0	1	1	1	-
Traffic	T	2	3	3	1	2
Term Parental Rights	TP	4	4	4	4	-
Voluntary Continuing Services Agreement	VA	1	1	1	1	-
Juvenile Total		25	59	59	43	16
Rappahannock Totals		29	76	76	52	24



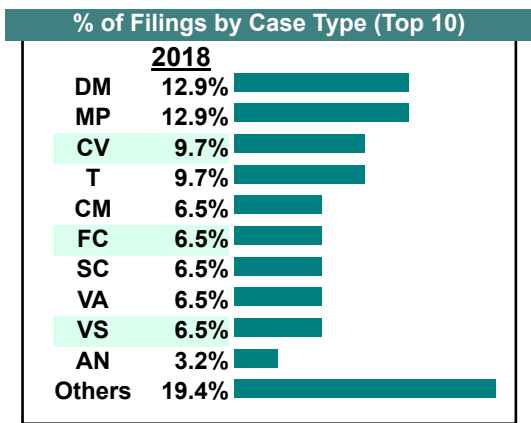
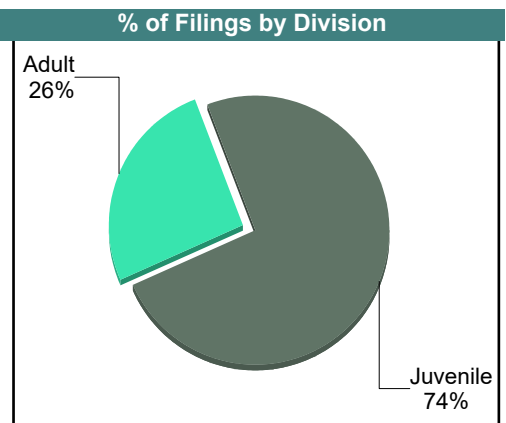
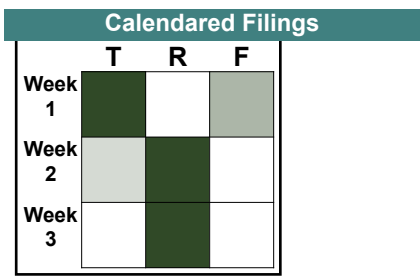
CASELOAD STATISTICS OF THE JUVENILE & DOMESTIC RELATIONS COURTS

Rappahannock

District: 20

October 2018

		<u>Filings</u>	<u>Hearings</u>	<u>Transactions</u>	<u>Concluded</u>	<u>Cont</u>
Adult						
Capias	CA	1	3	3	1	2
Felony	CF	0	1	1	1	-
Misdemeanor	CM	2	6	6	4	2
Family Abuse - Prot Order	FP	1	3	3	1	2
Show Cause	SC	2	3	3	1	2
Civil Support	VS	2	10	10	8	2
Adult Total		8	26	26	16	10
Juvenile						
Abuse or Neglect	AN	1	3	3	1	2
Child in Need of Services	CS	1	1	1	0	1
Custody Visitation	CV	3	13	13	6	7
Felony	DF	0	1	1	0	1
Misdemeanor	DM	4	10	10	3	7
Entrustment	ET	0	3	3	3	-
Foster Care Review	FC	2	2	2	2	-
Initial Foster Care	IF	1	4	4	4	-
Motion - Prot Order	MP	4	4	4	0	4
Permanency	PH	1	3	3	3	-
Show Cause	SC	0	2	2	0	2
Status	ST	1	2	2	0	2
Traffic	T	3	4	4	1	3
Voluntary Continuing Services Agreement	VA	2	2	2	1	1
Juvenile Total		23	54	54	24	30
Rappahannock Totals		31	80	80	40	40



CASELOAD STATISTICS OF THE JUVENILE & DOMESTIC RELATIONS COURTS

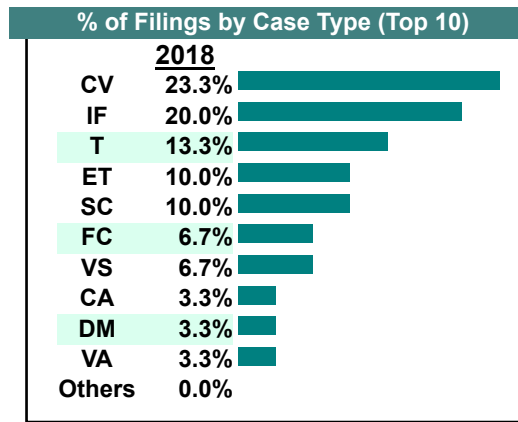
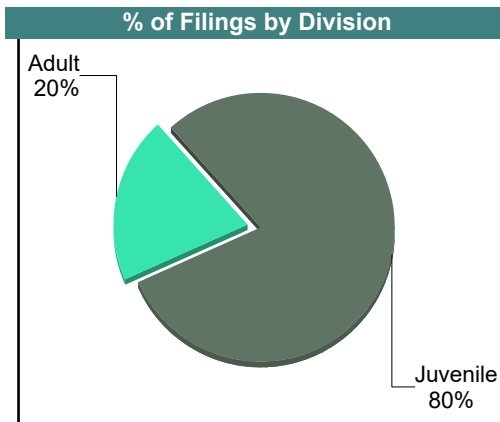
Rappahannock

District: 20

September 2018

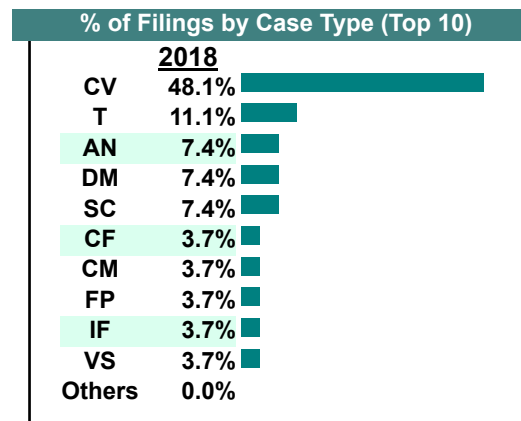
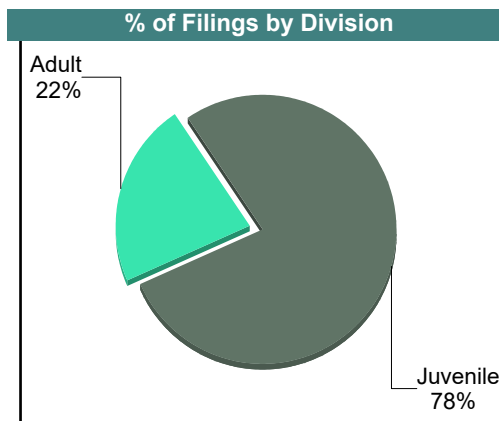
		Filings	Hearings	Transactions	Concluded	Cont
Adult						
Capias	CA	1	1	1	0	1
Felony	CF	0	3	3	2	1
Misdemeanor	CM	0	5	5	4	1
Family Abuse - Prot Order	FP	0	1	1	0	1
Show Cause	SC	3	4	4	1	3
Civil Support	VS	2	3	3	1	2
Adult Total		6	17	17	8	9
Juvenile						
Abuse or Neglect	AN	0	3	3	3	-
Custody Visitation	CV	7	20	20	7	13
Misdemeanor	DM	1	2	2	0	2
Entrustment	ET	3	6	6	0	6
Foster Care Review	FC	2	2	2	2	-
Initial Foster Care	IF	6	9	9	3	6
Status	ST	0	1	1	0	1
Traffic	T	4	2	4	3	1
Truancy	TR	0	1	1	1	-
Voluntary Continuing Services Agreement	VA	1	1	1	1	-
Juvenile Total		24	47	49	20	29
Rappahannock Totals		30	64	66	28	38

Calendared Filings		T	R
Week 1			
Week 2			
Week 3			
Week 4			



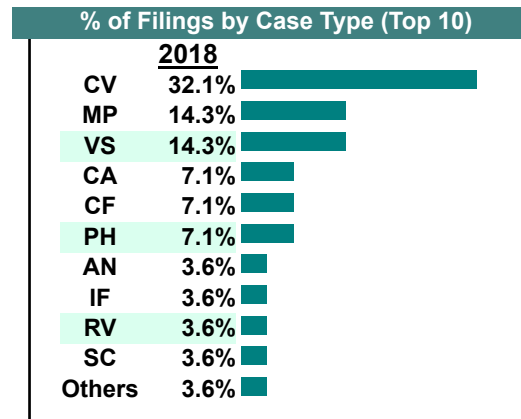
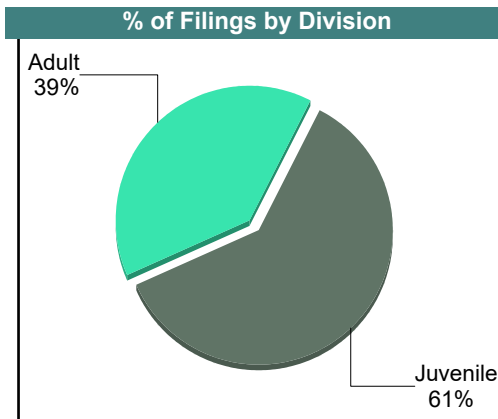
		<u>Filings</u>	<u>Hearings</u>	<u>Transactions</u>	<u>Concluded</u>	<u>Cont</u>
Adult						
Felony	CF	1	2	2	0	2
Misdemeanor	CM	1	4	4	1	3
Family Abuse - Prot Order	FP	1	2	2	1	1
Show Cause	SC	2	10	10	5	5
Civil Support	VS	1	1	1	1	-
Adult Total		6	19	19	8	11
Juvenile						
Abuse or Neglect	AN	2	10	10	4	6
Child in Need of Services	CS	0	1	1	1	-
Custody Visitation	CV	13	20	20	7	13
Felony	DF	0	1	1	0	1
Misdemeanor	DM	2	10	10	4	6
Initial Foster Care	IF	1	1	1	1	-
Show Cause	SC	0	2	2	0	2
Status	ST	0	1	1	0	1
Traffic	T	3	6	6	2	4
Juvenile Total		21	52	52	19	33
Rappahannock Totals		27	71	71	27	44

Calendared Filings					
	M	T	W	R	F
Week 1					
Week 2					
Week 3					
Week 4					



		<u>Filings</u>	<u>Hearings</u>	<u>Transactions</u>	<u>Concluded</u>	<u>Cont</u>
Adult						
Capias	CA	2	5	5	3	2
Felony	CF	2	6	6	4	2
Misdemeanor	CM	0	12	12	2	10
Family Abuse - Prot Order	FP	0	1	1	0	1
Motion - Prot Order	MP	2	2	2	2	-
Show Cause	SC	1	4	4	2	2
Civil Support	VS	4	12	12	5	7
Adult Total		11	42	42	18	24
Juvenile						
Abuse or Neglect	AN	1	22	22	6	16
Child in Need of Services	CS	0	1	1	0	1
Custody Visitation	CV	9	15	15	8	7
Felony	DF	0	1	1	1	-
Misdemeanor	DM	0	2	2	2	-
Initial Foster Care	IF	1	1	1	1	-
Motion - Prot Order	MP	2	6	6	4	2
Permanency	PH	2	2	2	0	2
Remand Visitation	RV	1	1	1	1	-
Status	ST	0	1	1	1	-
Traffic	T	1	2	3	3	-
Juvenile Total		17	54	55	27	28
Rappahannock Totals		28	96	97	45	52

Calendared Filings				
	M	T	W	R
Week 1				
Week 2				
Week 3				
Week 4				



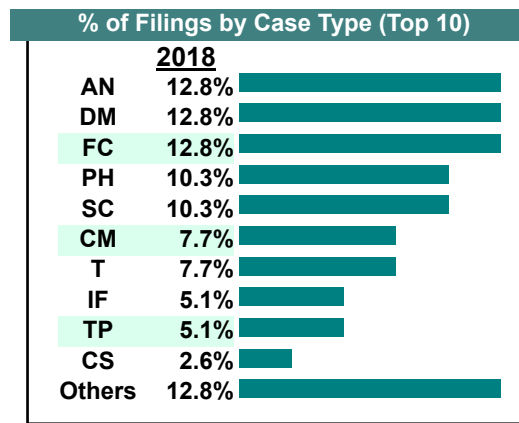
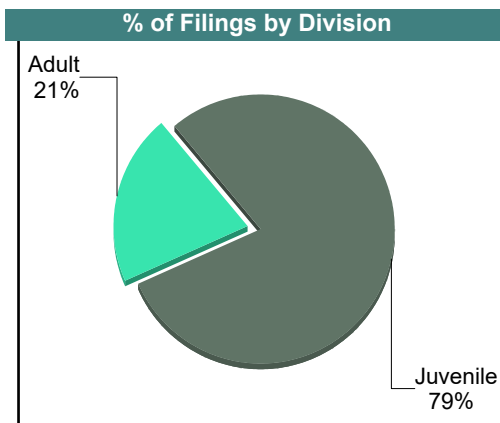

CASELOAD STATISTICS OF THE JUVENILE & DOMESTIC RELATIONS COURTS

Rappahannock

District: 20

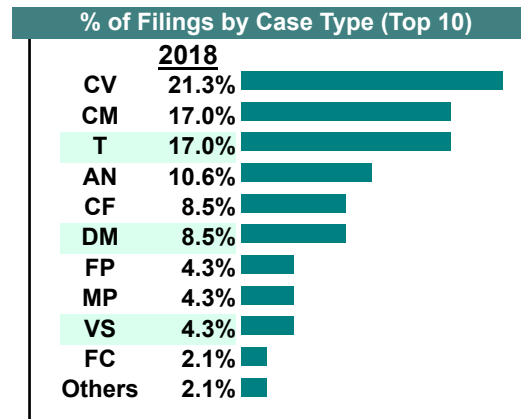
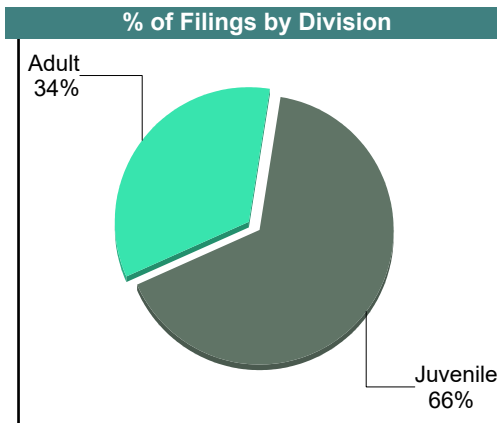
June 2018

		<u>Filings</u>	<u>Hearings</u>	<u>Transactions</u>	<u>Concluded</u>	<u>Cont</u>
<u>Adult</u>						
Capias	CA	0	1	1	0	1
Felony	CF	0	3	3	0	3
Misdemeanor	CM	3	13	13	3	10
Family Abuse - Prot Order	FP	1	5	5	2	3
Motion - Prot Order	MP	1	1	1	1	-
Show Cause	SC	2	2	2	1	1
Civil Support	VS	1	1	1	1	-
Adult Total		8	26	26	8	18
<u>Juvenile</u>						
Abuse or Neglect	AN	5	14	14	4	10
Child in Need of Services	CS	1	2	2	0	2
Custody Visitation	CV	1	26	26	13	13
Misdemeanor	DM	5	6	6	1	5
Foster Care Review	FC	5	5	5	5	-
Initial Foster Care	IF	2	2	2	2	-
Motion - Prot Order	MP	0	2	2	0	2
Permanency	PH	4	6	6	5	1
Show Cause	SC	2	2	2	0	2
Status	ST	1	1	1	0	1
Traffic	T	3	2	3	1	2
Term Parental Rights	TP	2	3	3	2	1
Truancy	TR	0	1	1	0	1
Juvenile Total		31	72	73	33	40
Rappahannock Totals		39	98	99	41	58



		<u>Filings</u>	<u>Hearings</u>	<u>Transactions</u>	<u>Concluded</u>	<u>Cont</u>
Adult						
Felony	CF	4	8	8	3	5
Misdemeanor	CM	8	13	13	4	9
Family Abuse - Prot Order	FP	2	3	3	0	3
Civil Support	VS	2	2	2	2	-
Adult Total		16	26	26	9	17
Juvenile						
Abuse or Neglect	AN	5	16	16	2	14
Child in Need of Services	CS	0	3	3	3	-
Custody Visitation	CV	10	14	14	13	1
Misdemeanor	DM	4	6	6	1	5
Foster Care Review	FC	1	1	1	1	-
Initial Foster Care	IF	1	1	1	1	-
Motion - Prot Order	MP	2	2	2	0	2
Status	ST	0	1	1	1	-
Traffic	T	8	5	11	9	2
Juvenile Total		31	49	55	31	24
Rappahannock Totals		47	75	81	40	41

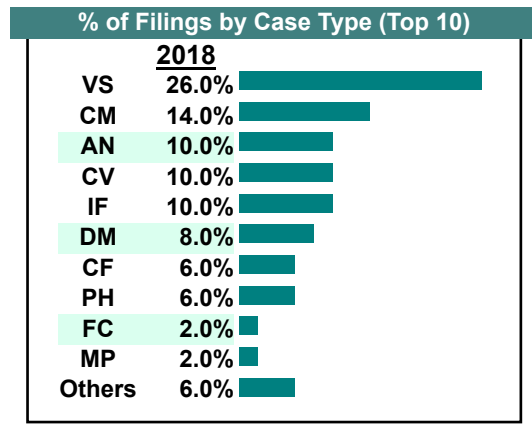
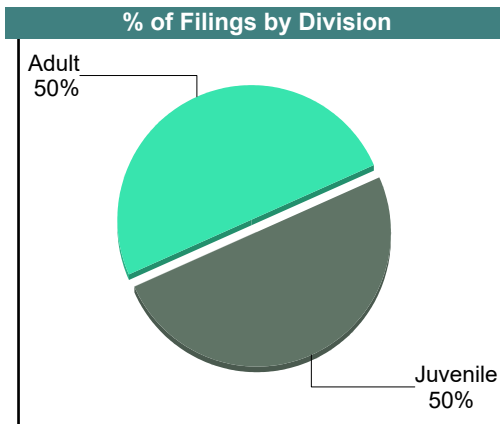
Calendared Filings					
	M	T	W	R	F
Week 1					
Week 2					
Week 3					
Week 4					
Week 5					



April 2018

		<u>Filings</u>	<u>Hearings</u>	<u>Transactions</u>	<u>Concluded</u>	<u>Cont</u>
Adult						
Capias	CA	0	2	2	0	2
Felony	CF	3	11	11	1	10
Misdemeanor	CM	7	12	12	1	11
Motion - Prot Order	MP	1	1	1	1	-
Show Cause	SC	1	9	9	1	8
Civil Support	VS	13	15	15	7	8
Adult Total		25	50	50	11	39
Juvenile						
Abuse or Neglect	AN	5	14	14	5	9
Child in Need of Services	CS	0	1	1	0	1
Custody Visitation	CV	5	18	18	0	18
Misdemeanor	DM	4	6	6	2	4
Foster Care Review	FC	1	1	1	1	-
Initial Foster Care	IF	5	5	5	5	-
Permanency	PH	3	3	3	2	1
Status	ST	1	3	3	1	2
Traffic	T	0	1	1	1	-
Voluntary Continuing Services Agreement	VA	1	1	1	1	-
Juvenile Total		25	53	53	18	35
Rappahannock Totals		50	103	103	29	74

Calendared Filings					
	M	T	W	R	F
Week 1		█			
Week 2	█			█	
Week 3			█		
Week 4				█	



CASELOAD STATISTICS OF THE JUVENILE & DOMESTIC RELATIONS COURTS

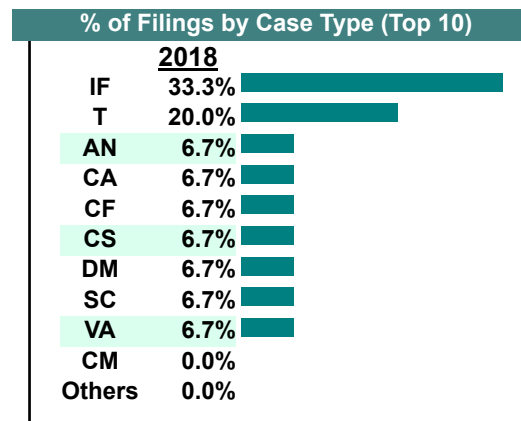
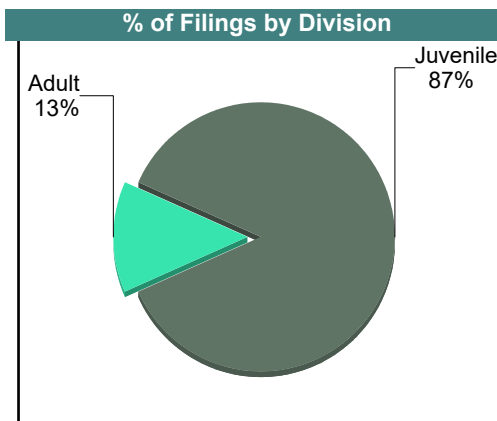
Rappahannock

District: 20

March 2018

		<u>Filings</u>	<u>Hearings</u>	<u>Transactions</u>	<u>Concluded</u>	<u>Cont</u>
<u>Adult</u>						
Capias	CA	1	2	2	2	-
Felony	CF	1	2	2	1	1
Misdemeanor	CM	0	6	6	6	-
Family Abuse - Prot Order	FP	0	1	1	1	-
Show Cause	SC	0	3	3	2	1
Adult Total		2	14	14	12	2
<u>Juvenile</u>						
Abuse or Neglect	AN	1	6	6	0	6
Child in Need of Services	CS	1	3	3	1	2
Custody Visitation	CV	0	14	14	1	13
Misdemeanor	DM	1	8	8	6	2
Initial Foster Care	IF	5	5	5	5	-
Show Cause	SC	1	1	1	1	-
Traffic	T	3	5	6	6	-
Truancy	TR	0	2	2	2	-
Voluntary Continuing Services Agreement	VA	1	1	1	1	-
Juvenile Total		13	45	46	23	23
Rappahannock Totals		15	59	60	35	25

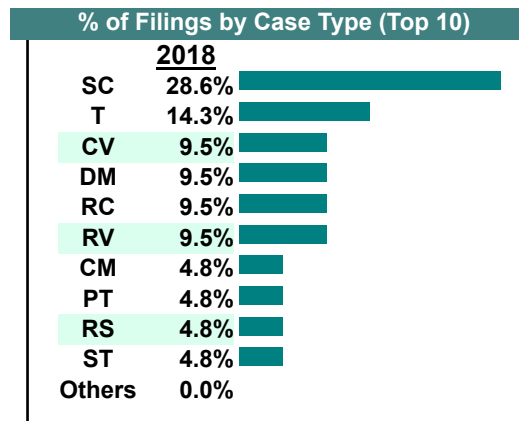
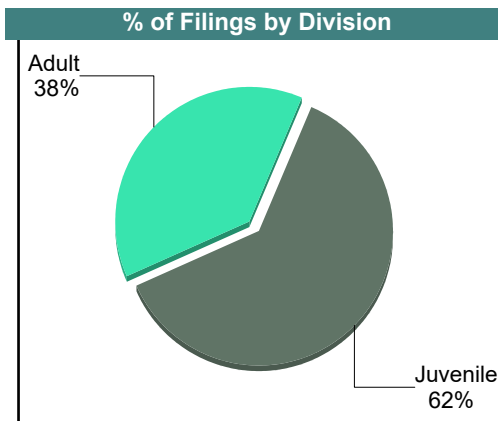
Calendared Filings				
	M	T	R	F
Week 1				
Week 2				
Week 3				
Week 4				



February 2018

		Filings	Hearings	Transactions	Concluded	Cont
Adult						
Capias	CA	0	2	2	2	-
Felony	CF	0	5	5	5	-
Misdemeanor	CM	1	9	9	9	-
Remand Support	RS	1	1	1	1	-
Show Cause	SC	6	12	12	3	9
Adult Total		8	29	29	20	9
Juvenile						
Abuse or Neglect	AN	0	6	6	1	5
Child in Need of Services	CS	0	1	1	0	1
Custody Visitation	CV	2	19	19	4	15
Misdemeanor	DM	2	5	5	1	4
Petition	PT	1	1	1	1	-
Remand Custody	RC	2	2	2	2	-
Remand Visitation	RV	2	2	2	2	-
Status	ST	1	1	1	0	1
Traffic	T	3	5	7	4	3
Truancy	TR	0	1	1	0	1
Juvenile Total		13	43	45	15	30
Rappahannock Totals		21	72	74	35	39

Calendared Filings		T	R
Week 1			
Week 2			
Week 3			



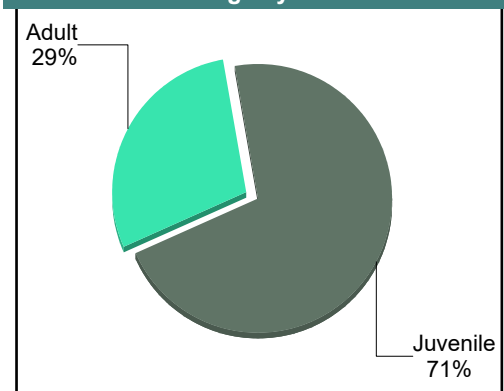
January 2018

		<u>Filings</u>	<u>Hearings</u>	<u>Transactions</u>	<u>Concluded</u>	<u>Cont</u>
Adult						
Capias	CA	3	4	4	1	3
Felony	CF	2	3	3	0	3
Misdemeanor	CM	1	6	6	1	5
Family Abuse - Prot Order	FP	1	2	2	0	2
Show Cause	SC	1	4	4	1	3
Civil Support	VS	3	3	3	2	1
Adult Total		11	22	22	5	17
Juvenile						
Abuse or Neglect	AN	5	10	10	0	10
Child in Need of Services	CS	0	3	3	0	3
Custody Visitation	CV	10	27	27	9	18
Misdemeanor	DM	4	4	4	0	4
Permanency	PH	4	5	5	5	-
Traffic	T	4	1	4	3	1
Juvenile Total		27	50	53	17	36
Rappahannock Totals		38	72	75	22	53

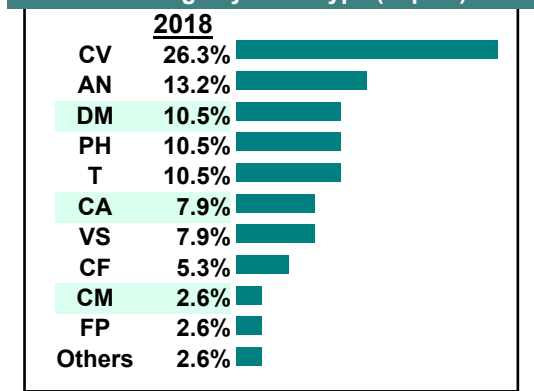
Calendared Filings

	M	T	R
Week 1			
Week 2			
Week 3			
Week 4			

% of Filings by Division



% of Filings by Case Type (Top 10)



Filings by Court & Division

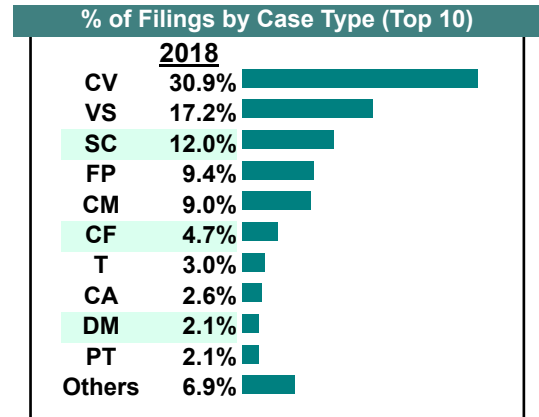
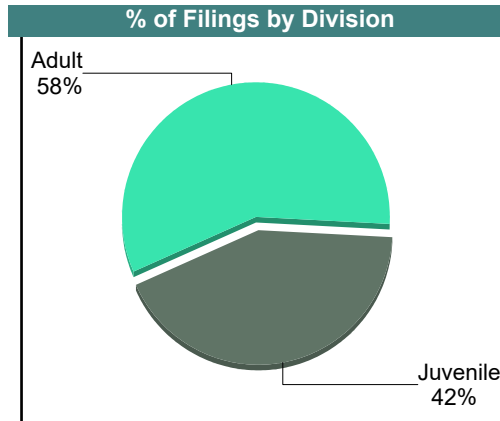
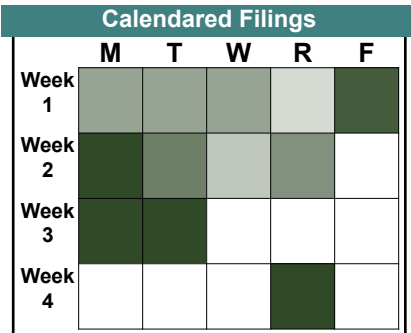
	<u>Fauquier</u>		<u>Loudoun</u>		<u>Rappahannock</u>		<u>Total</u>
A Civil Support	308	27%	822	71%	30	3%	1,160
Adult Misdemeanor	202	18%	869	79%	26	2%	1,097
Show Cause	285	34%	534	64%	19	2%	838
Family Abuse - Prot Ord	98	21%	368	78%	6	1%	472
Adult Felony	84	22%	287	75%	13	3%	384
Capias	53	18%	240	80%	8	3%	301
Remand Support	41	29%	100	70%	1	1%	142
Motion - Prot Order	17	28%	40	66%	4	7%	61
Violation of PO	3	8%	37	93%	-	0%	40
Other	15	88%	2	12%	-	0%	17
SL/Other	8	62%	5	38%	-	0%	13
Non-Family Abuse Prot	-	0%	7	100%	-	0%	7
Bond Forfeiture	-	0%	1	100%	-	0%	1
Criminal Support	1	100%	-	0%	-	0%	1
Violation Fam Abuse PC	-	0%	1	100%	-	0%	1
Total	1,115	25%	3,313	73%	107	2%	4,535
J Custody Visitation	898	32%	1,814	65%	64	2%	2,776
Delinquency	172	15%	925	82%	27	2%	1,124
Traffic	118	21%	413	73%	36	6%	567
Remand Custody	70	43%	90	55%	3	2%	163
Remand Visitation	74	46%	84	52%	4	2%	162
Foster Care Review	35	40%	37	43%	15	17%	87
Permanency	17	20%	49	56%	21	24%	87
Abuse or Neglect	27	33%	29	35%	26	32%	82
Show Cause	8	11%	62	85%	3	4%	73
Initial Foster Care	19	28%	25	37%	24	35%	68
Status Offense/Other	15	23%	45	70%	4	6%	64
Term Parental Rights	14	26%	33	62%	6	11%	53
Paternity	18	38%	29	60%	1	2%	48
Child in Need of Service	5	19%	19	70%	3	11%	27
Entrustment	14	52%	5	19%	8	30%	27
Truancy	5	19%	21	81%	-	0%	26
Non-Family Abuse Prot	5	24%	16	76%	-	0%	21
Voluntary Continuing Se	7	44%	3	19%	6	38%	16
Capias	-	0%	14	100%	-	0%	14
Motion - Prot Order	-	0%	1	11%	8	89%	9
Family Abuse - Prot Ord	1	50%	1	50%	-	0%	2
Custody Relief	-	0%	1	100%	-	0%	1
Juv Support	-	0%	-	0%	-	0%	0
Total	1,522	28%	3,716	68%	259	5%	5,497
Total	2,637	26%	7,029	70%	366	4%	10,032

CASELOAD STATISTICS OF THE JUVENILE & DOMESTIC RELATIONS COURTS

December 2018

Henry
District: 21

		<u>Filings</u>	<u>Hearings</u>	<u>Transactions</u>	<u>Concluded</u>	<u>Cont</u>
<u>Adult</u>						
Non-Family Abuse Prot Order	AP	0	3	3	1	2
Capias	CA	6	25	25	8	17
Felony	CF	11	25	25	7	18
Misdemeanor	CM	21	92	92	32	60
Family Abuse - Prot Order	FP	22	38	38	28	10
Motion - Prot Order	MP	3	5	5	3	2
Violation Fam Abuse PO	PS	1	1	1	1	-
Show Cause	SC	28	111	111	38	73
SL/Other	SL	2	2	2	2	-
Civil Support	VS	40	79	79	42	37
Adult Total		134	381	381	162	219
<u>Juvenile</u>						
Abuse or Neglect	AN	1	10	10	0	10
Custody Relief	CR	1	1	1	1	-
Custody Visitation	CV	72	129	129	54	75
Felony	DF	2	7	7	3	4
Misdemeanor	DM	5	21	21	5	16
Foster Care Review	FC	1	1	1	1	-
Permanency	PH	4	4	4	4	-
Petition	PT	5	15	15	13	2
Status	ST	1	12	12	10	2
Traffic	T	7	13	13	2	11
Juvenile Total		99	213	213	93	120
Henry Totals		233	594	594	255	339

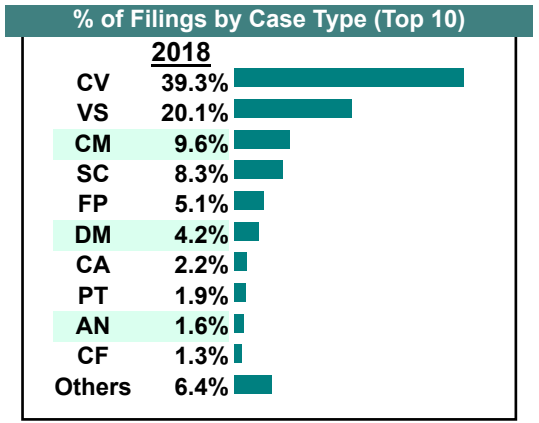
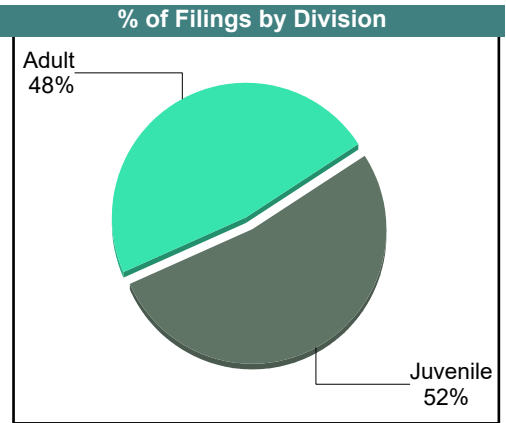



CASELOAD STATISTICS OF THE JUVENILE & DOMESTIC RELATIONS COURTS

November 2018

Henry
District: 21

		<u>Filings</u>	<u>Hearings</u>	<u>Transactions</u>	<u>Concluded</u>	<u>Cont</u>
Adult						
Non-Family Abuse Prot Order	AP	1	4	4	3	1
Capias	CA	6	22	22	14	8
Felony	CF	4	17	17	7	10
Misdemeanor	CM	30	73	73	18	55
Family Abuse - Prot Order	FP	16	32	32	19	13
Motion - Prot Order	MP	2	3	3	2	1
Violation of PO	PV	1	1	1	1	-
Show Cause	SC	26	97	97	36	61
Civil Support	VS	63	97	97	57	40
Adult Total		149	346	346	157	189
Juvenile						
Abuse or Neglect	AN	5	30	30	10	20
Capias	CA	1	1	1	0	1
Child in Need of Services	CS	0	1	1	0	1
Custody Visitation	CV	123	202	202	94	108
Felony	DF	3	10	10	0	10
Misdemeanor	DM	13	35	35	11	24
Foster Care Review	FC	2	2	2	2	-
Initial Foster Care	IF	1	1	1	1	-
Motion - Prot Order	MP	1	1	1	1	-
Permanency	PH	4	4	4	4	-
Petition	PT	6	9	9	5	4
Status	ST	1	6	6	4	2
Traffic	T	3	8	8	4	4
Term Parental Rights	TP	0	2	2	1	1
Truancy	TR	1	3	3	0	3
Juvenile Total		164	315	315	137	178
Henry Totals		313	661	661	294	367

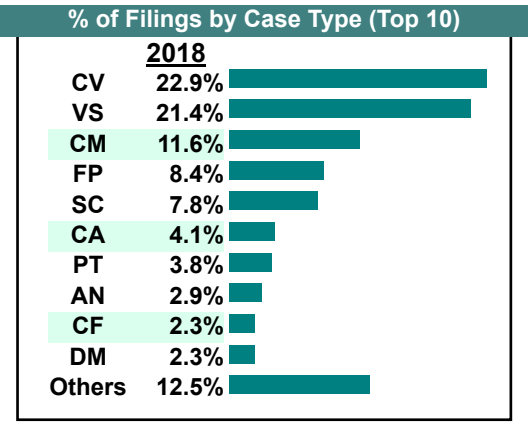
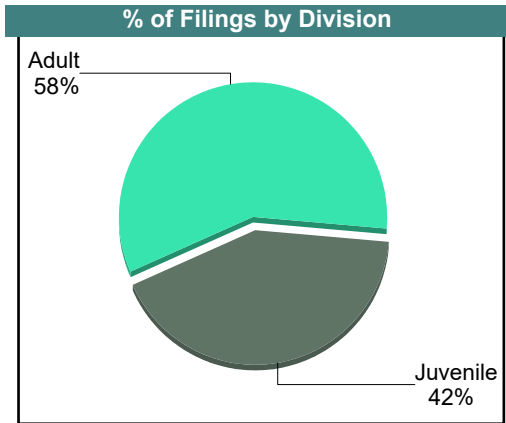
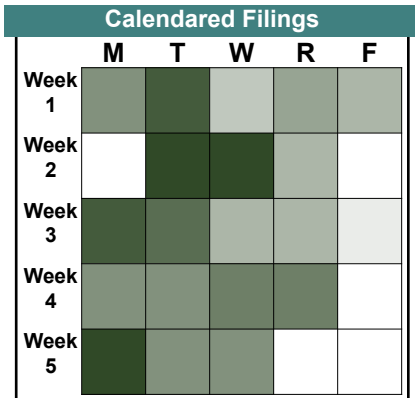


CASELOAD STATISTICS OF THE JUVENILE & DOMESTIC RELATIONS COURTS

October 2018

Henry
District: 21

		<u>Filings</u>	<u>Hearings</u>	<u>Transactions</u>	<u>Concluded</u>	<u>Cont</u>
Adult						
Non-Family Abuse Prot Order	AP	1	2	2	0	2
Capias	CA	14	44	44	22	22
Felony	CF	8	25	25	6	19
Misdemeanor	CM	40	115	115	35	80
Family Abuse - Prot Order	FP	29	59	59	32	27
Motion - Prot Order	MP	3	4	4	2	2
Remand Support	RS	1	1	1	1	-
Show Cause	SC	27	176	176	80	96
SL/Other	SL	3	3	3	3	-
Civil Support	VS	74	138	138	89	49
Adult Total		200	567	567	270	297
Juvenile						
Abuse or Neglect	AN	10	43	43	8	35
Non-Family Abuse Prot Order	AP	1	1	1	0	1
Custody Relief	CR	2	3	3	2	1
Child in Need of Services	CS	0	1	1	1	-
Custody Visitation	CV	79	169	169	118	51
Felony	DF	0	9	9	0	9
Misdemeanor	DM	8	26	26	6	20
Foster Care Review	FC	5	5	5	5	-
Initial Foster Care	IF	7	7	7	7	-
Permanency	PH	7	7	7	7	-
Petition	PT	13	15	15	13	2
Remand Custody	RC	2	2	2	2	-
Child at Risk	RI	0	4	4	0	4
Remand Visitation	RV	2	2	2	2	-
Status	ST	2	11	11	4	7
Traffic	T	7	12	12	10	2
Juvenile Total		145	317	317	185	132
Henry Totals		345	884	884	455	429

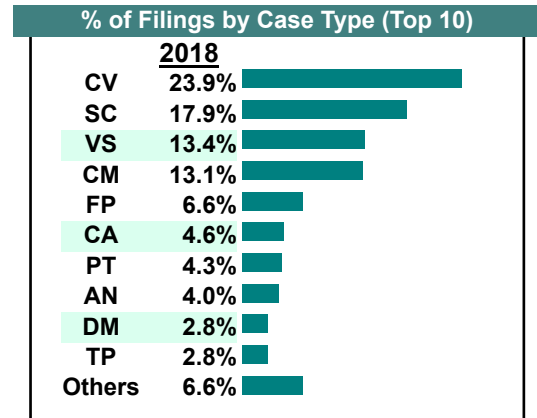
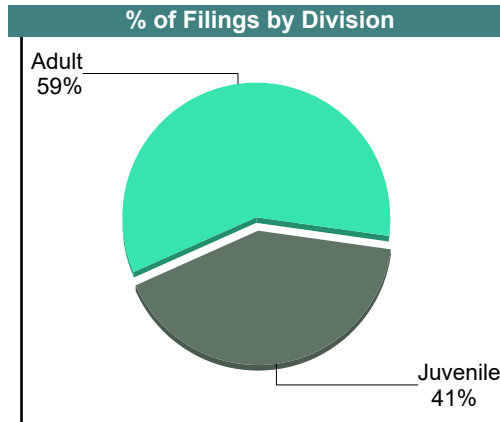
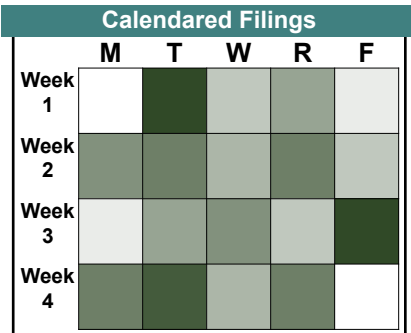


CASELOAD STATISTICS OF THE JUVENILE & DOMESTIC RELATIONS COURTS

September 2018

Henry
District: 21

		<u>Filings</u>	<u>Hearings</u>	<u>Transactions</u>	<u>Concluded</u>	<u>Cont</u>
<u>Adult</u>						
Bond Forfeiture	BF	1	1	1	1	-
Capias	CA	16	41	41	13	28
Felony	CF	8	31	31	8	23
Misdemeanor	CM	46	106	106	27	79
Family Abuse - Prot Order	FP	23	40	40	18	22
Motion - Prot Order	MP	1	1	1	1	-
Violation of PO	PV	1	1	1	1	-
Show Cause	SC	63	169	169	49	120
SL/Other	SL	1	1	1	1	-
Civil Support	VS	47	83	83	44	39
Adult Total		207	474	474	163	311
<u>Juvenile</u>						
Abuse or Neglect	AN	14	26	26	7	19
Child in Need of Services	CS	0	1	1	0	1
Custody Visitation	CV	84	184	184	88	96
Felony	DF	3	17	17	2	15
Misdemeanor	DM	10	32	32	11	21
Foster Care Review	FC	1	1	1	1	-
Permanency	PH	3	3	3	3	-
Petition	PT	15	18	18	9	9
Status	ST	1	8	8	3	5
Traffic	T	3	6	6	4	2
Term Parental Rights	TP	10	10	10	10	-
Truancy	TR	0	1	1	0	1
Juvenile Total		144	307	307	138	169
Henry Totals		351	781	781	301	480

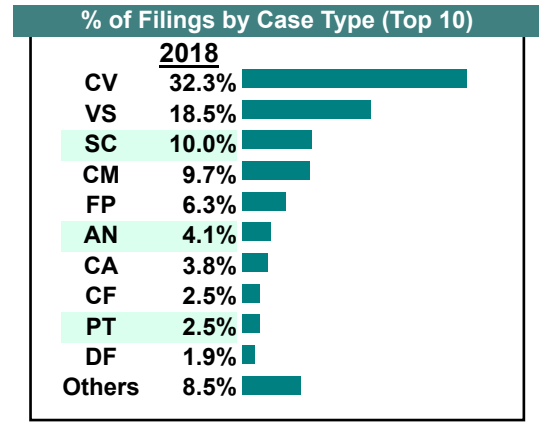
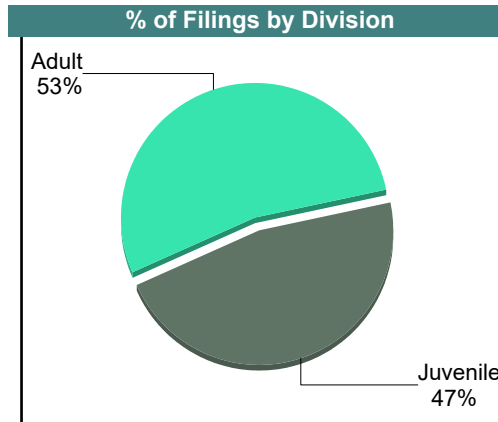



CASELOAD STATISTICS OF THE JUVENILE & DOMESTIC RELATIONS COURTS

August 2018

Henry
District: 21

		<u>Filings</u>	<u>Hearings</u>	<u>Transactions</u>	<u>Concluded</u>	<u>Cont</u>
Adult						
Non-Family Abuse Prot Order	AP	1	2	2	0	2
Capias	CA	12	34	34	11	23
Felony	CF	8	18	18	5	13
Misdemeanor	CM	31	81	81	22	59
Family Abuse - Prot Order	FP	20	47	47	24	23
Motion - Prot Order	MP	4	5	5	4	1
Show Cause	SC	32	118	118	52	66
SL/Other	SL	3	3	3	3	-
Civil Support	VS	59	99	99	51	48
Adult Total		170	407	407	172	235
Juvenile						
Abuse or Neglect	AN	13	26	26	8	18
Custody Relief	CR	0	1	1	1	-
Child in Need of Services	CS	1	1	1	0	1
Custody Visitation	CV	103	205	205	131	74
Felony	DF	6	8	8	2	6
Misdemeanor	DM	4	17	17	6	11
Permanency	PH	2	2	2	2	-
Petition	PT	8	9	9	6	3
Child at Risk	RI	3	3	3	0	3
Status	ST	2	5	5	0	5
Traffic	T	4	12	12	6	6
Term Parental Rights	TP	2	2	2	0	2
Truancy	TR	1	1	1	0	1
Juvenile Total		149	292	292	162	130
Henry Totals		319	699	699	334	365

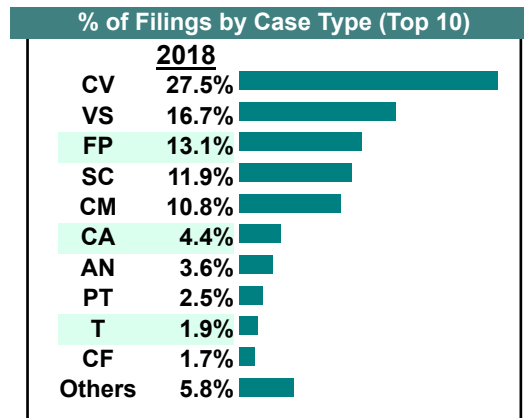
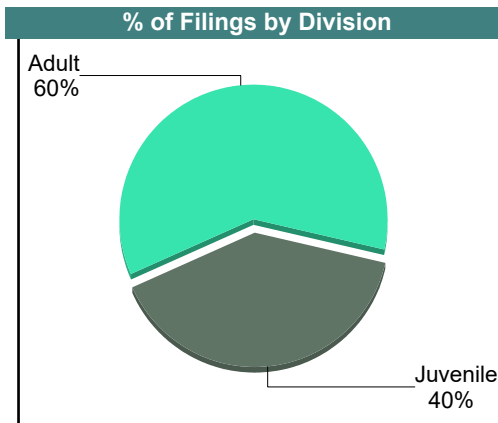



CASELOAD STATISTICS OF THE JUVENILE & DOMESTIC RELATIONS COURTS

July 2018

Henry
District: 21

		<u>Filings</u>	<u>Hearings</u>	<u>Transactions</u>	<u>Concluded</u>	<u>Cont</u>
<u>Adult</u>						
Capias	CA	16	59	59	29	30
Felony	CF	6	22	22	6	16
Misdemeanor	CM	39	110	110	40	70
Family Abuse - Prot Order	FP	47	66	66	39	27
Motion - Prot Order	MP	1	1	1	1	-
Show Cause	SC	43	228	228	85	143
SL/Other	SL	5	5	5	5	-
Civil Support	VS	60	102	102	61	41
Adult Total		217	593	593	266	327
<u>Juvenile</u>						
Abuse or Neglect	AN	13	27	27	4	23
Custody Relief	CR	1	2	2	1	1
Custody Visitation	CV	99	183	183	101	82
Felony	DF	1	15	15	5	10
Misdemeanor	DM	4	21	21	3	18
Foster Care Review	FC	1	1	1	1	-
Initial Foster Care	IF	5	7	7	5	2
Permanency	PH	2	2	2	2	-
Petition	PT	9	11	11	7	4
Status	ST	1	12	12	2	10
Traffic	T	7	8	8	4	4
Juvenile Total		143	289	289	135	154
Henry Totals		360	882	882	401	481

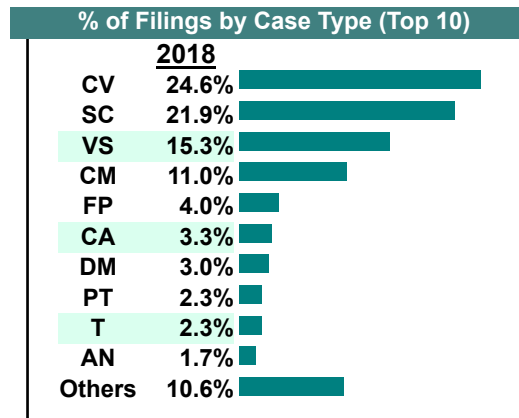
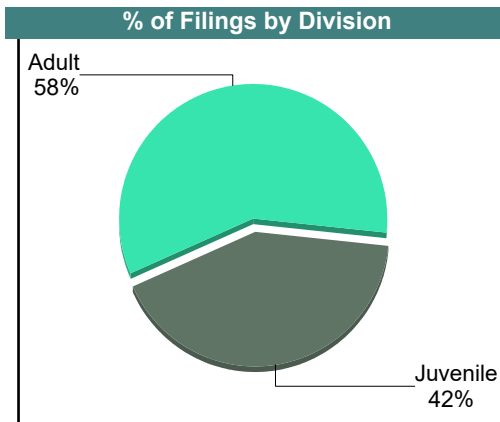



CASELOAD STATISTICS OF THE JUVENILE & DOMESTIC RELATIONS COURTS

June 2018

Henry
District: 21

		<u>Filings</u>	<u>Hearings</u>	<u>Transactions</u>	<u>Concluded</u>	<u>Cont</u>
<u>Adult</u>						
Non-Family Abuse Prot Order	AP	1	4	4	2	2
Capias	CA	10	32	32	9	23
Felony	CF	3	26	26	14	12
Misdemeanor	CM	33	92	92	23	68
Family Abuse - Prot Order	FP	12	36	36	19	17
Motion - Prot Order	MP	1	1	1	1	-
Violation Fam Abuse PO	PS	1	1	1	1	-
Remand Support	RS	2	2	2	2	-
Show Cause	SC	66	250	250	79	171
SL/Other	SL	1	1	1	1	-
Civil Support	VS	46	96	96	64	32
Adult Total		176	541	541	215	325
<u>Juvenile</u>						
Abuse or Neglect	AN	5	28	28	15	13
Non-Family Abuse Prot Order	AP	1	2	2	1	1
Child in Need of Services	CS	1	1	1	0	1
Custody Visitation	CV	74	173	173	92	78
Felony	DF	3	12	12	5	7
Misdemeanor	DM	9	38	38	15	21
Foster Care Review	FC	3	3	3	3	-
Initial Foster Care	IF	2	2	2	2	-
Motion - Prot Order	MP	1	1	1	1	-
Permanency	PH	2	2	2	2	-
Petition	PT	7	11	11	11	-
Remand Custody	RC	4	4	4	4	-
Remand Visitation	RV	4	4	4	4	-
Status	ST	2	9	9	5	4
Traffic	T	7	15	15	5	9
Term Parental Rights	TP	0	6	6	6	-
Juvenile Total		125	311	311	171	134
Henry Totals		301	852	852	386	459



CASELOAD STATISTICS OF THE JUVENILE & DOMESTIC RELATIONS COURTS

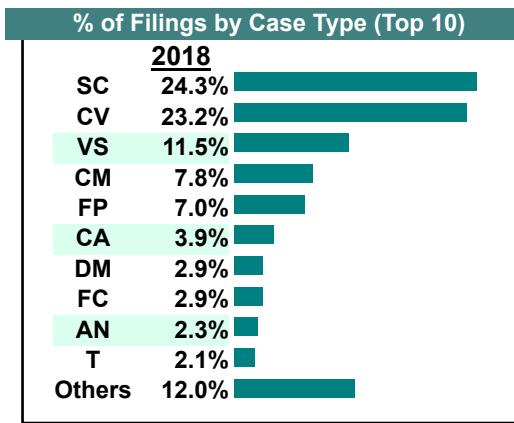
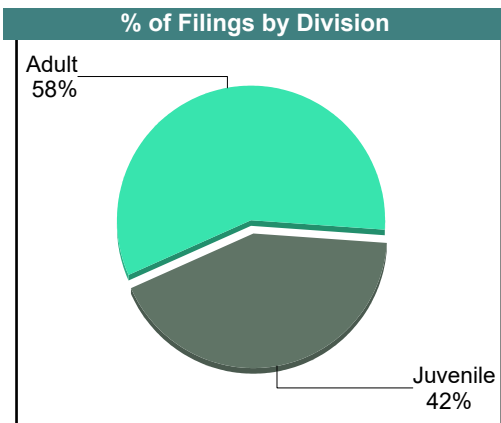

May 2018

Henry
District: 21

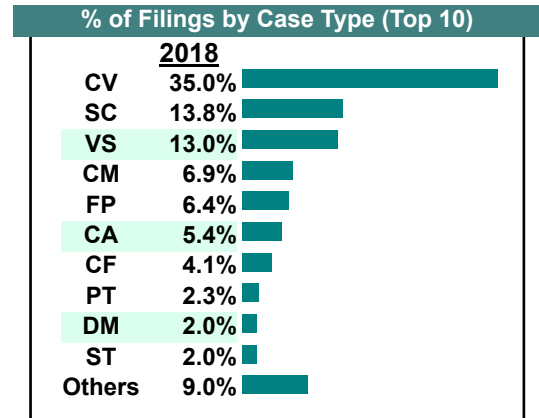
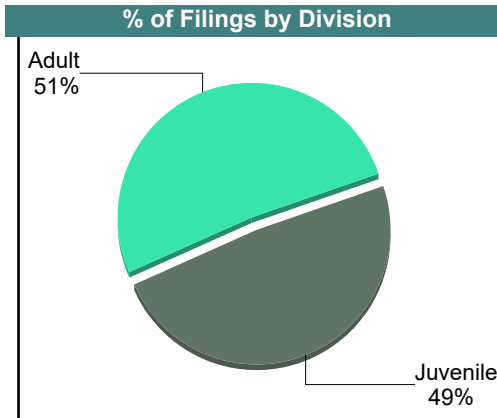
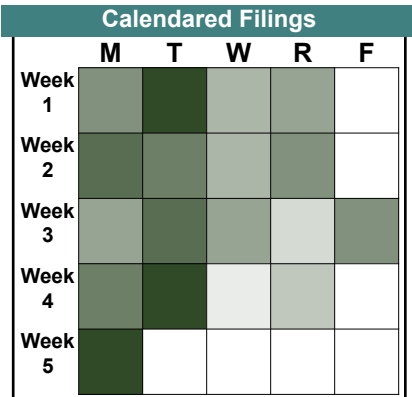
		<u>Filings</u>	<u>Hearings</u>	<u>Transactions</u>	<u>Concluded</u>	<u>Cont</u>
Adult						
Non-Family Abuse Prot Order	AP	2	4	4	0	4
Capias	CA	15	38	38	14	24
Felony	CF	3	33	33	18	15
Misdemeanor	CM	30	100	100	39	61
Family Abuse - Prot Order	FP	27	52	52	25	27
Motion - Prot Order	MP	2	2	2	2	-
Violation of PO	PV	1	1	1	1	-
Remand Support	RS	2	2	2	2	-
Show Cause	SC	93	208	208	39	169
SL/Other	SL	2	2	2	2	-
Civil Support	VS	44	93	93	37	56
Adult Total		221	535	535	179	356

Juvenile						
Abuse or Neglect	AN	9	43	43	15	28
Custody Relief	CR	2	2	2	1	1
Custody Visitation	CV	89	184	184	72	112
Felony	DF	2	9	9	1	8
Misdemeanor	DM	11	28	28	9	19
Foster Care Review	FC	11	11	11	11	-
Initial Foster Care	IF	1	1	1	1	-
Permanency	PH	6	6	6	6	-
Petition	PT	4	9	9	6	3
Remand Custody	RC	6	6	6	6	-
Remand Visitation	RV	6	6	6	6	-
Status	ST	5	14	14	4	10
Traffic	T	8	16	16	8	8
Term Parental Rights	TP	2	2	2	2	-
Juvenile Total		162	337	337	148	189

Henry Totals		383	872	872	327	545
---------------------	--	------------	------------	------------	------------	------------



		<u>Filings</u>	<u>Hearings</u>	<u>Transactions</u>	<u>Concluded</u>	<u>Cont</u>
Adult						
Non-Family Abuse Prot Order	AP	3	4	4	2	2
Capias	CA	20	55	55	19	36
Felony	CF	16	37	37	10	27
Misdemeanor	CM	27	98	98	51	47
Family Abuse - Prot Order	FP	25	48	48	24	24
Motion - Prot Order	MP	2	3	3	2	1
Remand Support	RS	2	2	2	2	-
Show Cause	SC	54	218	218	67	151
SL/Other	SL	1	3	3	3	-
Civil Support	VS	51	94	94	40	54
Adult Total		201	562	562	220	342
Juvenile						
Abuse or Neglect	AN	5	14	14	6	8
Capias	CA	1	1	1	1	-
Custody Relief	CR	1	4	4	3	1
Child in Need of Services	CS	1	1	1	0	1
Custody Visitation	CV	137	218	218	133	85
Felony	DF	5	9	9	3	6
Misdemeanor	DM	8	26	26	8	18
Foster Care Review	FC	2	2	2	2	-
Initial Foster Care	IF	1	1	1	1	-
Petition	PT	9	12	12	9	3
Status	ST	8	22	22	7	15
Traffic	T	6	13	13	6	7
Term Parental Rights	TP	6	6	6	6	-
Juvenile Total		190	329	329	185	144
Henry Totals		391	891	891	405	486

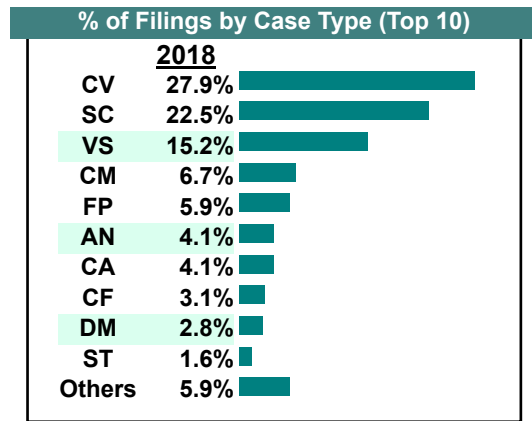
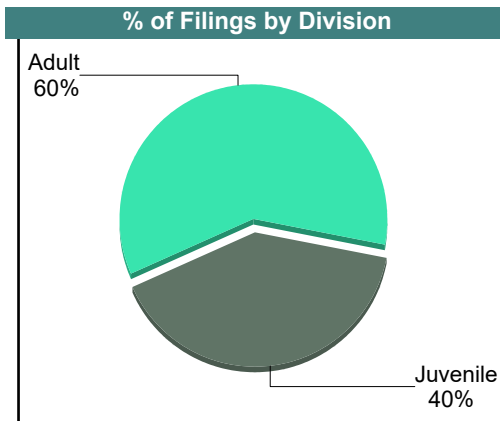



CASELOAD STATISTICS OF THE JUVENILE & DOMESTIC RELATIONS COURTS

March 2018

Henry
District: 21

		<u>Filings</u>	<u>Hearings</u>	<u>Transactions</u>	<u>Concluded</u>	<u>Cont</u>
<u>Adult</u>						
Bond Forfeiture	BF	1	1	1	1	-
Capias	CA	16	54	54	20	34
Felony	CF	12	38	38	20	18
Misdemeanor	CM	26	102	102	32	70
Family Abuse - Prot Order	FP	23	44	44	27	17
Motion - Prot Order	MP	4	5	5	5	-
Protective Order	PC	1	2	2	1	1
Show Cause	SC	87	230	230	43	187
SL/Other	SL	2	2	2	0	2
Civil Support	VS	59	118	118	58	60
Adult Total		231	596	596	207	389
<u>Juvenile</u>						
Abuse or Neglect	AN	16	34	34	12	22
Custody Visitation	CV	108	238	238	81	157
Felony	DF	0	16	16	5	11
Misdemeanor	DM	11	41	41	14	27
Foster Care Review	FC	3	3	3	3	-
Permanency	PH	4	5	5	4	1
Petition	PT	2	5	5	1	4
Status	ST	6	10	10	2	8
Traffic	T	6	14	14	5	9
Term Parental Rights	TP	0	6	6	0	6
Juvenile Total		156	372	372	127	245
Henry Totals		387	968	968	334	634

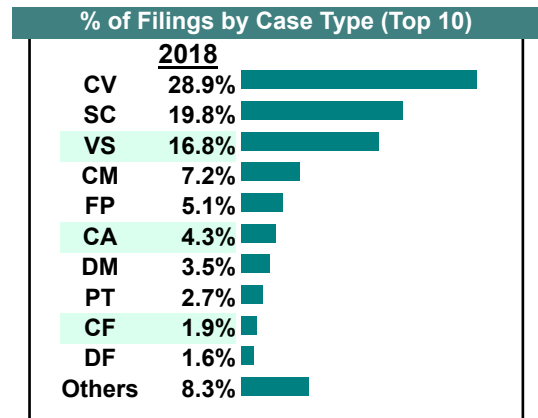
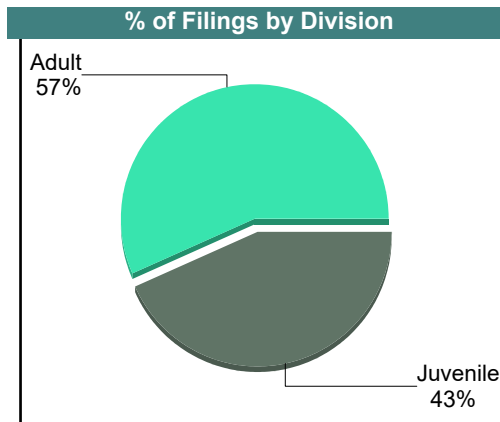



CASELOAD STATISTICS OF THE JUVENILE & DOMESTIC RELATIONS COURTS

February 2018

Henry
District: 21

		<u>Filings</u>	<u>Hearings</u>	<u>Transactions</u>	<u>Concluded</u>	<u>Cont</u>
<u>Adult</u>						
Non-Family Abuse Prot Order	AP	0	1	1	1	-
Capias	CA	16	53	53	20	33
Felony	CF	7	36	36	13	23
Misdemeanor	CM	27	101	101	46	55
Family Abuse - Prot Order	FP	19	43	43	27	16
Motion - Prot Order	MP	1	1	1	0	1
Protective Order	PC	3	4	4	2	2
Remand Support	RS	1	1	1	1	-
Show Cause	SC	74	185	185	64	121
SL/Other	SL	1	1	1	1	-
Civil Support	VS	63	107	107	61	46
Adult Total		212	533	533	236	297
<u>Juvenile</u>						
Abuse or Neglect	AN	1	16	16	4	12
Custody Relief	CR	3	3	3	0	3
Child in Need of Services	CS	0	1	1	1	-
Custody Visitation	CV	108	184	184	102	82
Felony	DF	6	21	21	2	19
Misdemeanor	DM	13	33	33	14	19
Foster Care Review	FC	1	1	1	1	-
Initial Foster Care	IF	5	5	5	5	-
Motion - Prot Order	MP	1	1	1	1	-
Permanency	PH	2	2	2	2	-
Petition	PT	10	19	19	13	6
Remand Custody	RC	1	1	1	1	-
Child at Risk	RI	1	1	1	1	-
Remand Visitation	RV	1	1	1	1	-
Status	ST	6	15	15	4	11
Traffic	T	3	9	9	2	7
Juvenile Total		162	313	313	154	159
Henry Totals		374	846	846	390	456

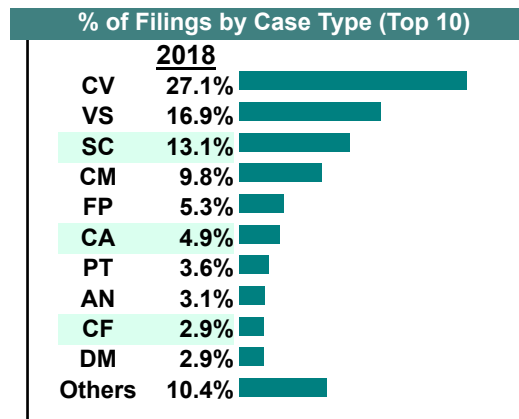
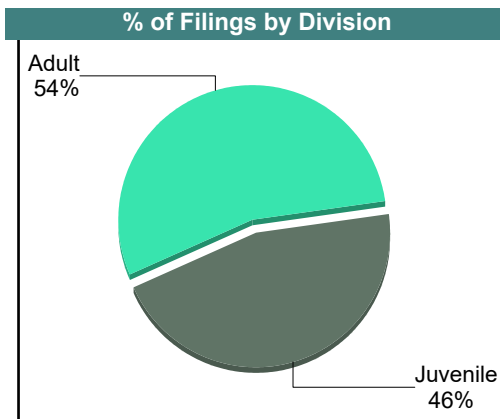



CASELOAD STATISTICS OF THE JUVENILE & DOMESTIC RELATIONS COURTS

January 2018

Henry
District: 21

		<u>Filings</u>	<u>Hearings</u>	<u>Transactions</u>	<u>Concluded</u>	<u>Cont</u>
<u>Adult</u>						
Capias	CA	22	66	66	19	47
Felony	CF	13	58	58	12	46
Misdemeanor	CM	44	112	112	31	81
Family Abuse - Prot Order	FP	24	52	52	23	29
Motion - Prot Order	MP	6	7	7	5	1
Show Cause	SC	59	189	189	73	115
SL/Other	SL	1	1	1	1	-
Civil Support	VS	76	121	121	72	49
Adult Total		245	606	606	236	368
<u>Juvenile</u>						
Abuse or Neglect	AN	14	37	37	8	29
Custody Visitation	CV	122	238	238	133	105
Felony	DF	11	20	20	0	20
Misdemeanor	DM	13	36	36	10	26
Foster Care Review	FC	5	5	5	5	-
Initial Foster Care	IF	7	9	9	7	2
Permanency	PH	5	5	5	5	-
Petition	PT	16	23	23	21	2
Child at Risk	RI	0	1	1	1	-
Status	ST	7	16	16	5	11
Traffic	T	3	10	10	6	4
Term Parental Rights	TP	2	2	2	2	-
Truancy	TR	0	2	2	2	-
Juvenile Total		205	404	404	205	199
Henry Totals		450	1,010	1,010	441	567



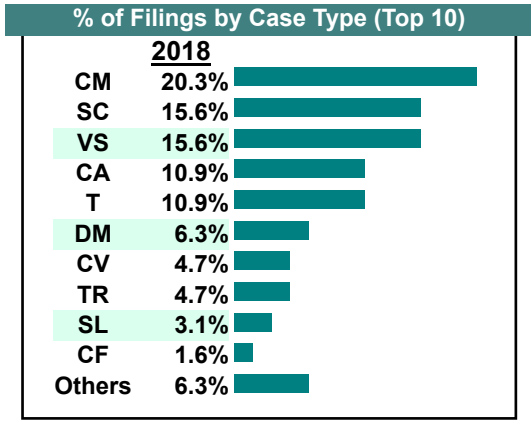
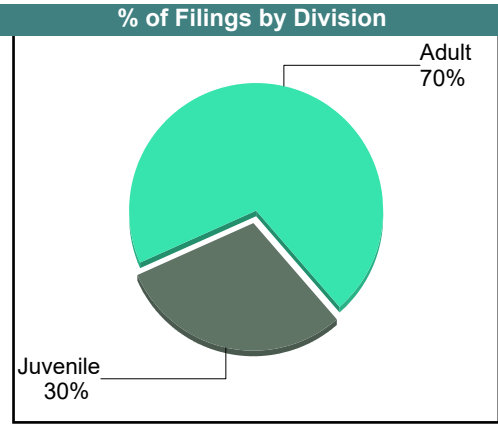
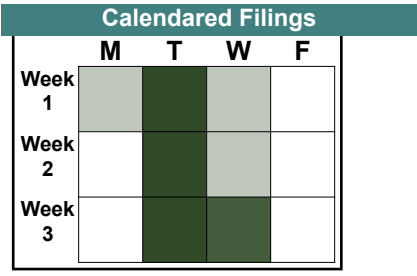
CASELOAD STATISTICS OF THE JUVENILE & DOMESTIC RELATIONS COURTS

December 2018

Martinsville

District: 21

		<u>Filings</u>	<u>Hearings</u>	<u>Transactions</u>	<u>Concluded</u>	<u>Cont</u>
<u>Adult</u>						
Capias	CA	7	9	9	2	7
Felony	CF	1	5	5	3	2
Misdemeanor	CM	13	26	26	6	20
Family Abuse - Prot Order	FP	1	5	5	5	-
Motion - Prot Order	MP	1	1	1	1	-
Show Cause	SC	10	38	38	14	24
SL/Other	SL	2	2	2	2	-
Civil Support	VS	10	21	21	16	5
Adult Total		45	107	107	49	58
<u>Juvenile</u>						
Custody Visitation	CV	3	18	18	11	7
Felony	DF	1	8	8	5	3
Misdemeanor	DM	4	25	25	14	11
Permanency	PH	1	1	1	1	-
Status	ST	0	1	1	1	-
Traffic	T	7	13	13	3	10
Truancy	TR	3	4	4	0	4
Juvenile Total		19	70	70	35	35
Martinsville Totals		64	177	177	84	93



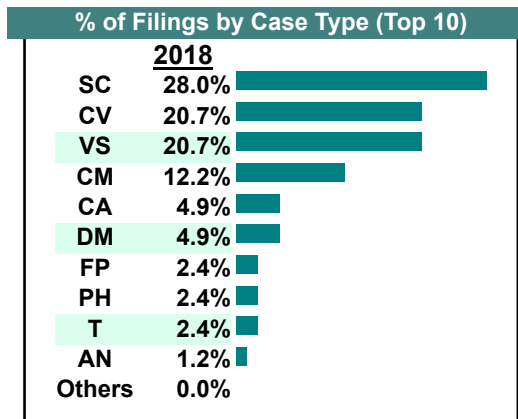
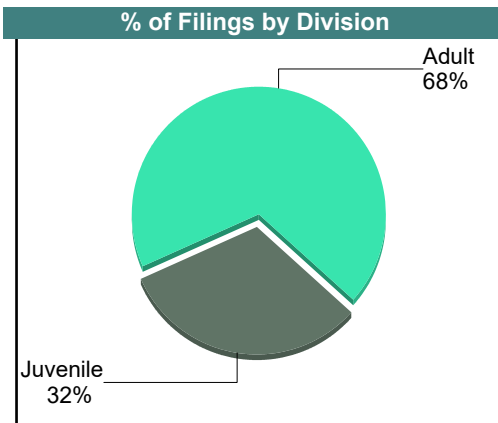

CASELOAD STATISTICS OF THE JUVENILE & DOMESTIC RELATIONS COURTS

Martinsville

District: 21

November 2018

		<u>Filings</u>	<u>Hearings</u>	<u>Transactions</u>	<u>Concluded</u>	<u>Cont</u>
Adult						
Capias	CA	4	10	10	9	1
Felony	CF	0	1	1	0	1
Misdemeanor	CM	10	25	25	9	16
Family Abuse - Prot Order	FP	2	4	4	2	2
Show Cause	SC	23	48	48	14	34
Civil Support	VS	17	30	30	23	7
Adult Total		56	118	118	57	61
Juvenile						
Abuse or Neglect	AN	1	3	3	2	1
Custody Visitation	CV	17	35	35	15	20
Felony	DF	0	6	6	0	6
Misdemeanor	DM	4	13	13	4	9
Permanency	PH	2	2	2	2	-
Traffic	T	2	2	2	2	-
Truancy	TR	0	1	1	0	1
Juvenile Total		26	62	62	25	37
Martinsville Totals		82	180	180	82	98



CASELOAD STATISTICS OF THE JUVENILE & DOMESTIC RELATIONS COURTS

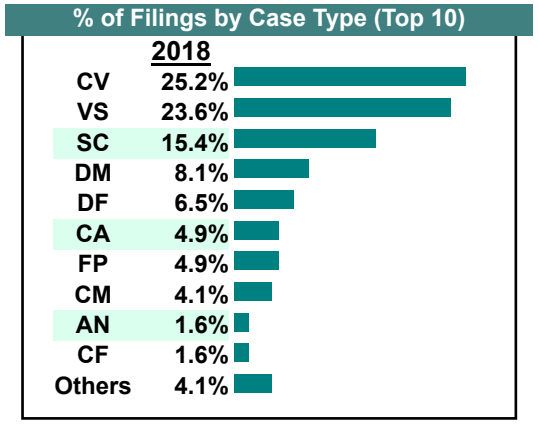
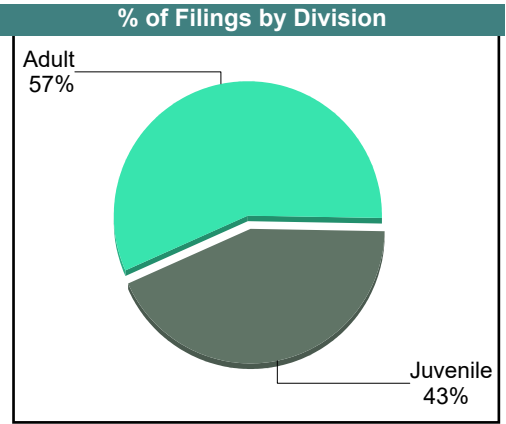
October 2018

Martinsville

District: 21

		Filings	Hearings	Transactions	Concluded	Cont
Adult						
Capias	CA	6	19	19	12	7
Felony	CF	2	7	7	3	4
Misdemeanor	CM	5	29	29	18	11
Family Abuse - Prot Order	FP	6	13	13	4	9
Motion - Prot Order	MP	1	1	1	1	-
Protective Order	PC	1	1	1	1	-
Show Cause	SC	19	53	53	27	26
SL/Other	SL	1	1	1	1	-
Civil Support	VS	29	47	47	31	16
Adult Total		70	171	171	98	73
Juvenile						
Abuse or Neglect	AN	2	14	14	0	14
Custody Visitation	CV	31	59	59	37	22
Felony	DF	8	19	19	1	18
Misdemeanor	DM	10	27	27	4	23
Traffic	T	0	3	3	2	1
Truancy	TR	2	3	3	1	2
Juvenile Total		53	125	125	45	80
Martinsville Totals		123	296	296	143	153

	M	T	W	R	F
Week 1		█	█		
Week 2		█	█		█
Week 3	█	█	█		
Week 4		█			█
Week 5		█	█		



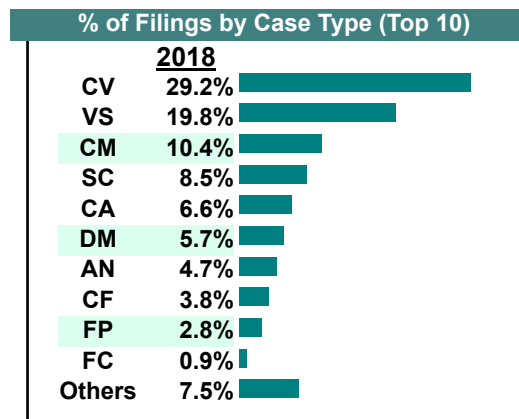
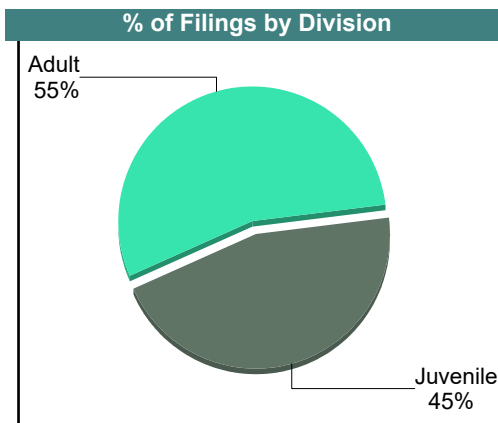

CASELOAD STATISTICS OF THE JUVENILE & DOMESTIC RELATIONS COURTS

September 2018

Martinsville

District: 21

		<u>Filings</u>	<u>Hearings</u>	<u>Transactions</u>	<u>Concluded</u>	<u>Cont</u>
<u>Adult</u>						
Capias	CA	7	18	18	6	12
Felony	CF	4	10	10	6	4
Misdemeanor	CM	11	42	42	26	16
Family Abuse - Prot Order	FP	3	8	8	4	4
Motion - Prot Order	MP	1	1	1	1	-
Remand Support	RS	1	1	1	1	-
Show Cause	SC	9	48	48	24	24
SL/Other	SL	1	1	1	1	-
Civil Support	VS	21	34	34	23	11
Adult Total		58	163	163	92	71
<u>Juvenile</u>						
Abuse or Neglect	AN	5	11	11	1	10
Custody Visitation	CV	31	48	48	40	8
Felony	DF	0	10	10	7	3
Misdemeanor	DM	6	19	19	4	15
Foster Care Review	FC	1	1	1	1	-
Initial Foster Care	IF	1	1	1	1	-
Petition	PT	1	1	1	1	-
Remand Custody	RC	1	1	1	1	-
Remand Visitation	RV	1	1	1	1	-
Status	ST	0	2	2	1	1
Traffic	T	1	9	9	2	7
Juvenile Total		48	104	104	60	44
Martinsville Totals		106	267	267	152	115



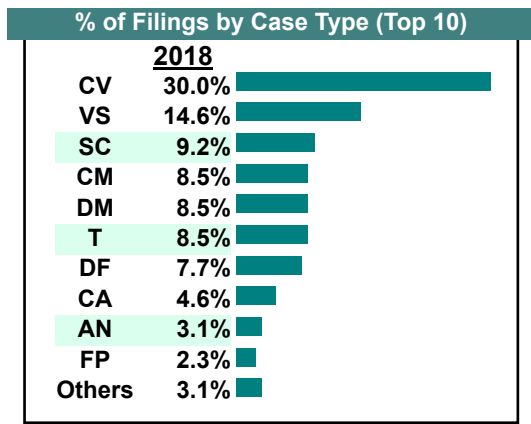
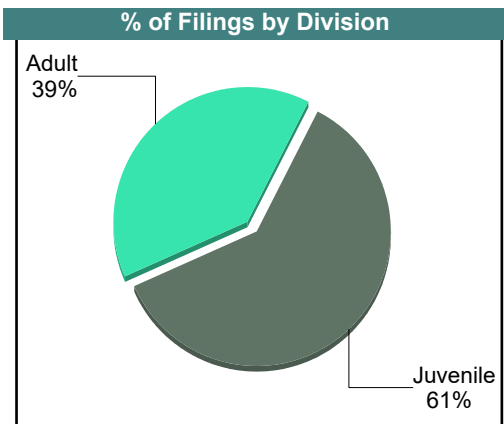

CASELOAD STATISTICS OF THE JUVENILE & DOMESTIC RELATIONS COURTS

Martinsville

District: 21

August 2018

		<u>Filings</u>	<u>Hearings</u>	<u>Transactions</u>	<u>Concluded</u>	<u>Cont</u>
Adult						
Capias	CA	6	18	18	7	11
Felony	CF	1	6	6	3	3
Misdemeanor	CM	11	49	49	26	23
Family Abuse - Prot Order	FP	3	6	6	3	3
Show Cause	SC	11	55	55	26	29
Civil Support	VS	19	33	33	21	12
Adult Total		51	167	167	86	81
Juvenile						
Abuse or Neglect	AN	4	8	8	3	5
Custody Visitation	CV	39	67	67	46	21
Felony	DF	10	18	18	1	17
Misdemeanor	DM	11	32	32	5	27
Entrustment	ET	1	1	1	1	-
Initial Foster Care	IF	1	1	1	1	-
Petition	PT	0	1	1	1	-
Show Cause	SC	1	1	1	1	-
Status	ST	1	3	3	0	3
Traffic	T	11	19	19	7	12
Truancy	TR	0	2	2	2	-
Juvenile Total		79	153	153	68	85
Martinsville Totals		130	320	320	154	166



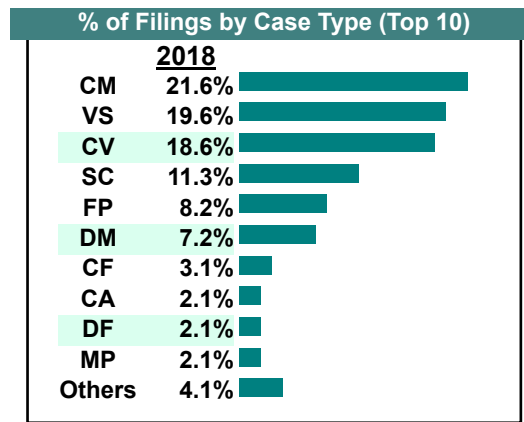
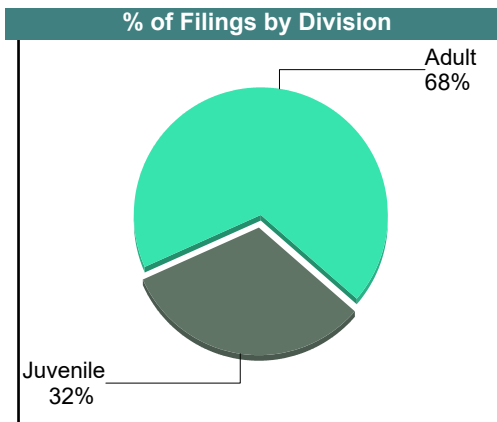

CASELOAD STATISTICS OF THE JUVENILE & DOMESTIC RELATIONS COURTS

July 2018

Martinsville

District: 21

		<u>Filings</u>	<u>Hearings</u>	<u>Transactions</u>	<u>Concluded</u>	<u>Cont</u>
<u>Adult</u>						
Capias	CA	2	6	6	3	3
Felony	CF	3	8	8	0	8
Misdemeanor	CM	21	42	42	8	34
Family Abuse - Prot Order	FP	8	10	10	3	7
Motion - Prot Order	MP	1	1	1	1	-
Show Cause	SC	11	85	85	28	57
SL/Other	SL	1	1	1	1	-
Civil Support	VS	19	34	34	15	19
Adult Total		66	187	187	59	128
<u>Juvenile</u>						
Custody Visitation	CV	18	41	41	21	20
Felony	DF	2	6	6	0	6
Misdemeanor	DM	7	10	10	1	9
Foster Care Review	FC	1	1	1	1	-
Motion - Prot Order	MP	1	1	1	1	-
Petition	PT	1	1	1	0	1
Child at Risk	RI	0	1	1	1	-
Traffic	T	1	2	2	2	-
Truancy	TR	0	1	1	0	1
Juvenile Total		31	64	64	27	37
Martinsville Totals		97	251	251	86	165



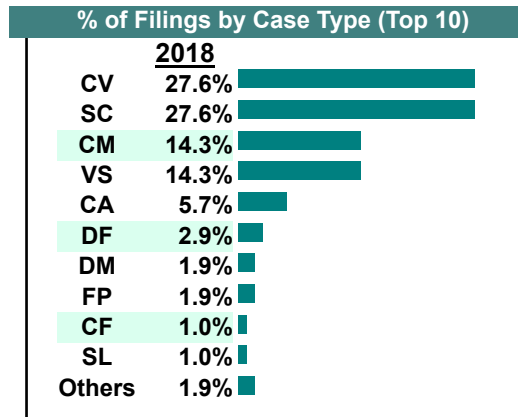
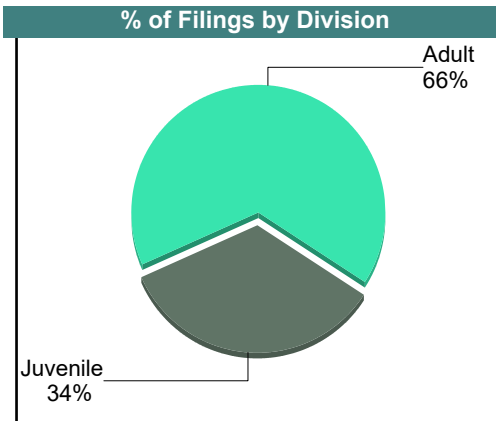
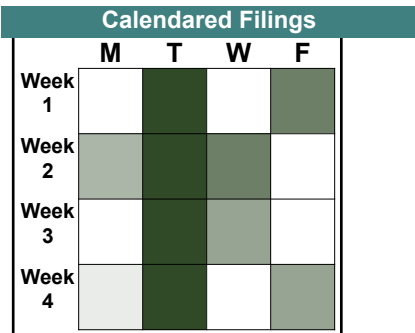
CASELOAD STATISTICS OF THE JUVENILE & DOMESTIC RELATIONS COURTS

June 2018

Martinsville

District: 21

		<u>Filings</u>	<u>Hearings</u>	<u>Transactions</u>	<u>Concluded</u>	<u>Cont</u>
Adult						
Bond Forfeiture	BF	0	1	1	1	-
Capias	CA	6	20	20	7	13
Felony	CF	1	8	8	4	4
Misdemeanor	CM	15	48	48	22	26
Family Abuse - Prot Order	FP	2	4	4	3	1
Show Cause	SC	29	61	61	18	43
SL/Other	SL	1	1	1	1	-
Civil Support	VS	15	27	27	17	10
Adult Total		69	170	170	73	97
Juvenile						
Custody Visitation	CV	29	55	55	26	29
Felony	DF	3	10	10	3	7
Misdemeanor	DM	2	13	13	6	7
Status	ST	0	1	1	1	-
Traffic	T	1	6	6	3	3
Term Parental Rights	TP	1	1	1	1	-
Truancy	TR	0	7	7	6	1
Juvenile Total		36	93	93	46	47
Martinsville Totals		105	263	263	119	144



CASELOAD STATISTICS OF THE JUVENILE & DOMESTIC RELATIONS COURTS

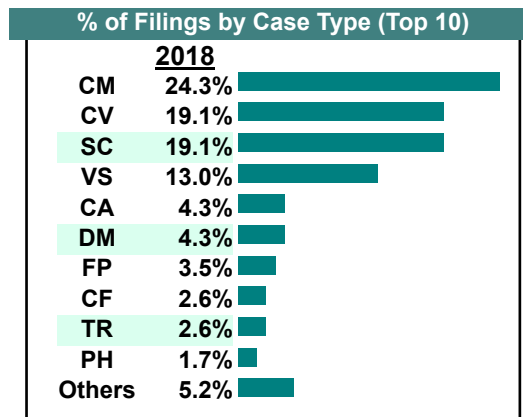
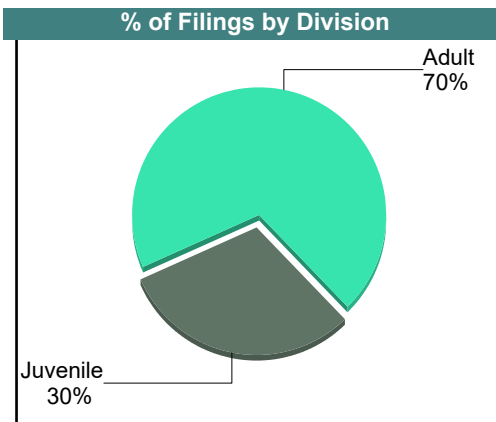
May 2018

Martinsville

District: 21

		<u>Filings</u>	<u>Hearings</u>	<u>Transactions</u>	<u>Concluded</u>	<u>Cont</u>
<u>Adult</u>						
Bond Forfeiture	BF	1	1	1	0	1
Capias	CA	5	12	12	5	7
Felony	CF	3	16	16	6	10
Misdemeanor	CM	28	67	67	14	53
Family Abuse - Prot Order	FP	4	9	9	7	2
Protective Order	PC	1	1	1	1	-
Show Cause	SC	22	85	85	22	63
SL/Other	SL	1	1	1	1	-
Civil Support	VS	15	33	33	15	18
Adult Total		80	225	225	71	154
<u>Juvenile</u>						
Abuse or Neglect	AN	1	2	2	1	1
Custody Visitation	CV	22	38	38	13	25
Felony	DF	0	8	8	2	6
Misdemeanor	DM	5	18	18	3	15
Permanency	PH	2	2	2	2	-
Status	ST	2	3	3	0	3
Traffic	T	0	9	9	4	5
Truancy	TR	3	6	6	2	4
Juvenile Total		35	86	86	27	59
Martinsville Totals		115	311	311	98	213

Calendared Filings				
	M	T	W	F
Week 1				
Week 2				
Week 3				
Week 4				
Week 5				



CASELOAD STATISTICS OF THE JUVENILE & DOMESTIC RELATIONS COURTS

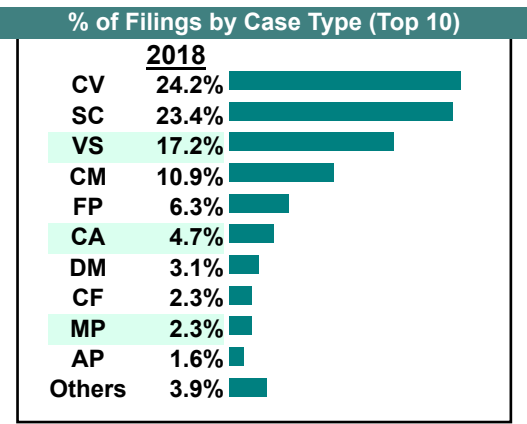
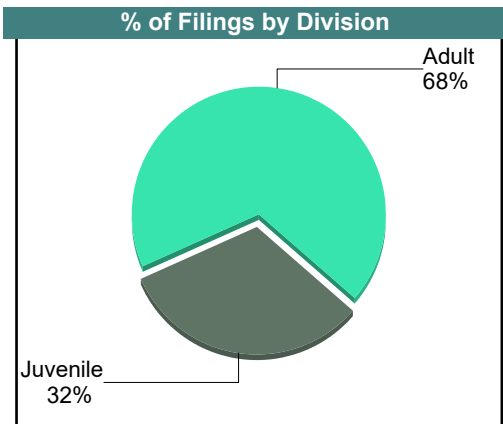
Martinsville

District: 21

April 2018

		<u>Filings</u>	<u>Hearings</u>	<u>Transactions</u>	<u>Concluded</u>	<u>Cont</u>
Adult						
Capias	CA	6	15	15	7	8
Felony	CF	3	10	10	1	9
Misdemeanor	CM	14	34	34	12	22
Family Abuse - Prot Order	FP	8	13	13	9	4
Motion - Prot Order	MP	3	3	3	3	-
Show Cause	SC	30	74	74	25	49
SL/Other	SL	1	1	1	1	-
Civil Support	VS	22	34	34	18	16
Adult Total		87	184	184	76	108
Juvenile						
Non-Family Abuse Prot Order	AP	2	2	2	2	-
Custody Visitation	CV	31	49	49	22	27
Felony	DF	1	10	10	0	10
Misdemeanor	DM	4	13	13	4	9
Initial Foster Care	IF	1	1	1	1	-
Petition	PT	0	2	2	2	-
Traffic	T	2	4	4	1	3
Truancy	TR	0	5	5	3	2
Juvenile Total		41	86	86	35	51
Martinsville Totals		128	270	270	111	159

Calendared Filings					
	M	T	W	R	F
Week 1		█	█		
Week 2		█	█		█
Week 3		█	█		
Week 4		█	█		█
Week 5	█				



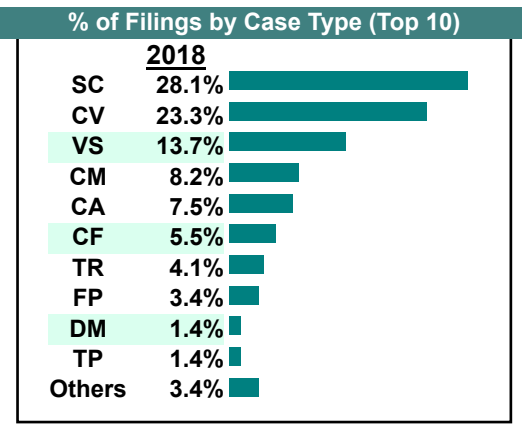
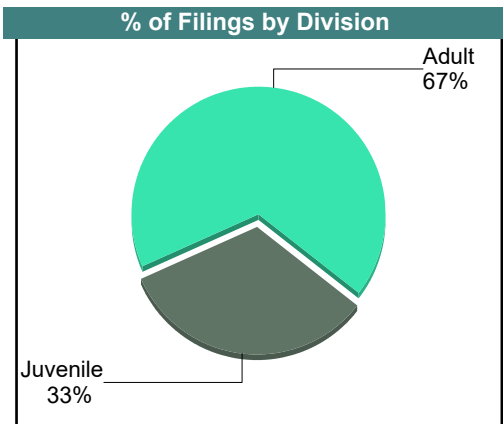
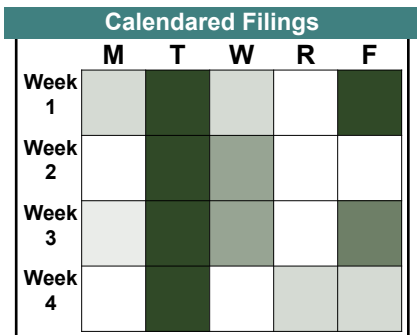
CASELOAD STATISTICS OF THE JUVENILE & DOMESTIC RELATIONS COURTS

Martinsville

District: 21

March 2018

		<u>Filings</u>	<u>Hearings</u>	<u>Transactions</u>	<u>Concluded</u>	<u>Cont</u>
Adult						
Capias	CA	11	24	24	11	13
Felony	CF	8	22	22	3	19
Misdemeanor	CM	12	45	45	17	28
Family Abuse - Prot Order	FP	5	6	6	3	3
Remand Support	RS	1	1	1	1	-
Show Cause	SC	41	92	92	27	65
Civil Support	VS	20	30	30	12	18
Adult Total		98	220	220	74	146
Juvenile						
Custody Visitation	CV	34	61	61	37	24
Felony	DF	1	6	6	0	6
Misdemeanor	DM	2	17	17	0	17
Foster Care Review	FC	0	1	1	1	-
Permanency	PH	1	1	1	1	-
Petition	PT	1	1	1	1	-
Traffic	T	1	1	1	0	1
Term Parental Rights	TP	2	2	2	2	-
Truancy	TR	6	11	11	1	10
Juvenile Total		48	101	101	43	58
Martinsville Totals		146	321	321	117	204



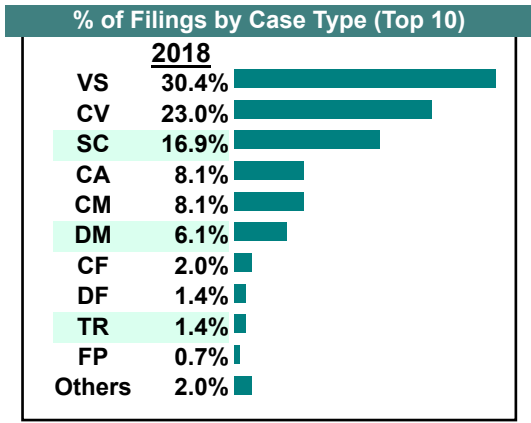
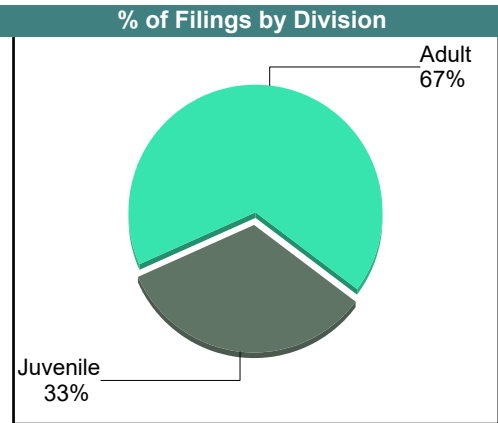

CASELOAD STATISTICS OF THE JUVENILE & DOMESTIC RELATIONS COURTS

February 2018

Martinsville

District: 21

		<u>Filings</u>	<u>Hearings</u>	<u>Transactions</u>	<u>Concluded</u>	<u>Cont</u>
Adult						
Capias	CA	12	23	23	6	17
Felony	CF	3	5	5	2	3
Misdemeanor	CM	12	57	57	26	31
Family Abuse - Prot Order	FP	1	3	3	1	2
Motion - Prot Order	MP	1	1	1	1	-
Show Cause	SC	25	69	69	27	42
Civil Support	VS	45	51	51	39	12
Adult Total		99	209	209	102	107
Juvenile						
Custody Visitation	CV	34	50	50	28	22
Felony	DF	2	11	11	1	10
Misdemeanor	DM	9	21	21	1	20
Petition	PT	1	1	1	0	1
Traffic	T	1	8	8	4	4
Truancy	TR	2	3	3	0	3
Juvenile Total		49	94	94	34	60
Martinsville Totals		148	303	303	136	167



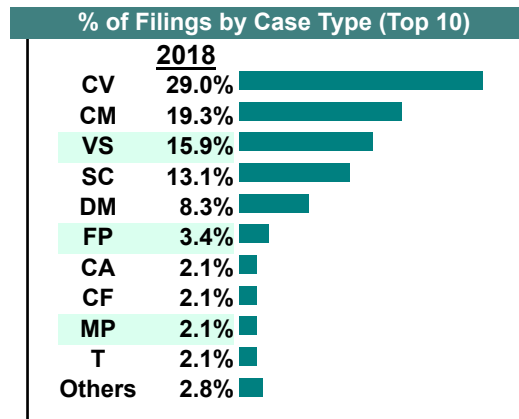
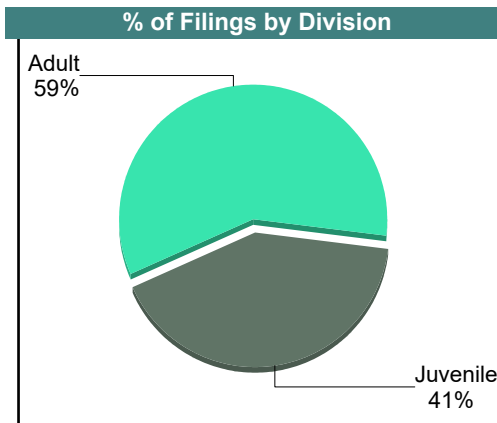

CASELOAD STATISTICS OF THE JUVENILE & DOMESTIC RELATIONS COURTS

January 2018

Martinsville

District: 21

		<u>Filings</u>	<u>Hearings</u>	<u>Transactions</u>	<u>Concluded</u>	<u>Cont</u>
<u>Adult</u>						
Capias	CA	3	13	13	4	9
Felony	CF	3	9	9	1	8
Misdemeanor	CM	28	55	55	14	41
Family Abuse - Prot Order	FP	5	10	10	4	6
Motion - Prot Order	MP	3	3	3	3	-
Show Cause	SC	19	85	85	35	50
SL/Other	SL	1	1	1	1	-
Civil Support	VS	23	38	38	30	8
Adult Total		85	214	214	92	122
<u>Juvenile</u>						
Custody Visitation	CV	42	55	55	36	19
Felony	DF	2	22	22	4	18
Misdemeanor	DM	12	29	29	5	24
Petition	PT	1	2	2	1	1
Traffic	T	3	5	5	1	4
Juvenile Total		60	113	113	47	66
Martinsville Totals		145	327	327	139	188

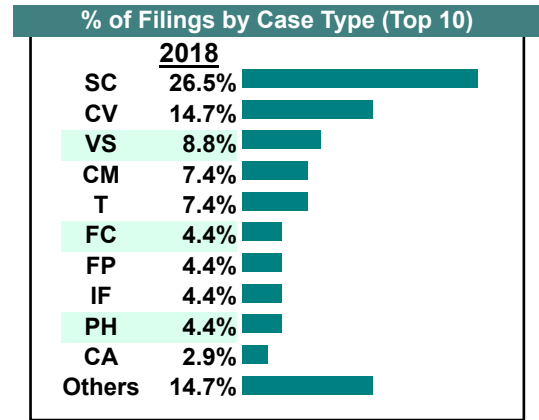
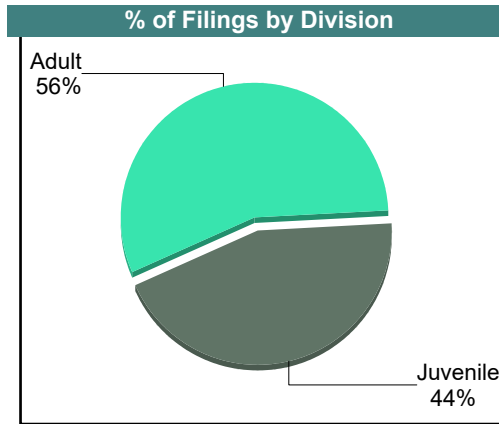
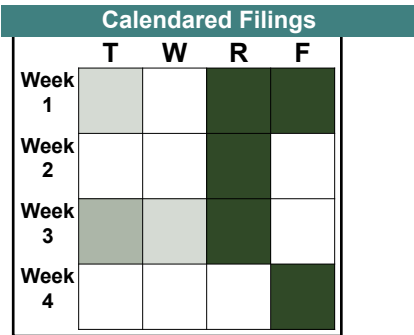


CASELOAD STATISTICS OF THE JUVENILE & DOMESTIC RELATIONS COURTS

December 2018

Patrick
District: 21

		<u>Filings</u>	<u>Hearings</u>	<u>Transactions</u>	<u>Concluded</u>	<u>Cont</u>
<u>Adult</u>						
Non-Family Abuse Prot Order	AP	1	1	1	0	1
Capias	CA	2	10	10	8	2
Felony	CF	0	3	3	2	1
Misdemeanor	CM	5	20	20	6	14
Family Abuse - Prot Order	FP	3	10	10	6	4
Motion - Prot Order	MP	1	2	2	2	-
Other	OT	1	1	1	0	1
Remand Support	RS	1	1	1	1	-
Show Cause	SC	18	40	40	11	29
Civil Support	VS	6	11	11	6	5
Adult Total		38	99	99	42	57
<u>Juvenile</u>						
Abuse or Neglect	AN	0	4	4	3	1
Custody Relief	CR	0	2	2	2	-
Custody Visitation	CV	10	18	18	14	4
Felony	DF	0	4	4	1	3
Misdemeanor	DM	1	11	11	7	4
Foster Care Review	FC	3	3	3	3	-
Initial Foster Care	IF	3	3	3	3	-
Motion - Prot Order	MP	1	1	1	1	-
Permanency	PH	3	3	3	3	-
Remand Custody	RC	2	2	2	2	-
Remand Visitation	RV	2	2	2	2	-
Traffic	T	5	13	14	11	3
Juvenile Total		30	66	67	52	15
Patrick Totals		68	165	166	94	72



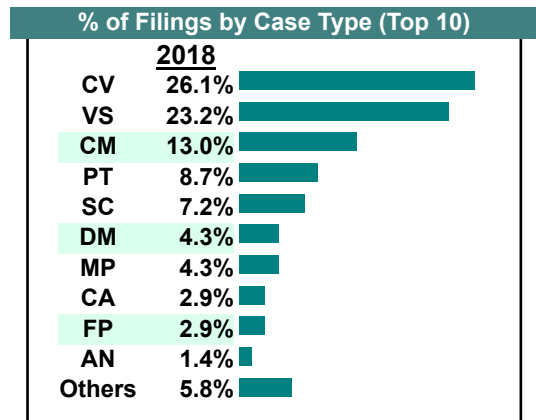
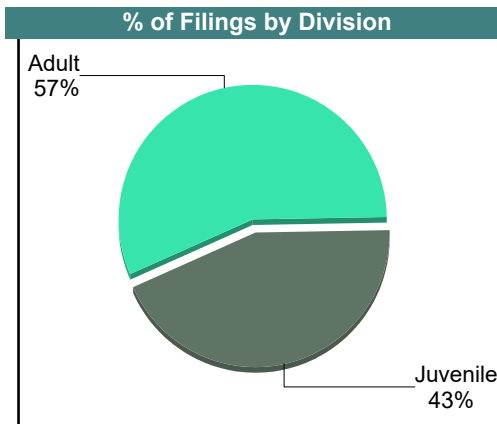
CASELOAD STATISTICS OF THE JUVENILE & DOMESTIC RELATIONS COURTS

November 2018

Patrick
District: 21

		<u>Filings</u>	<u>Hearings</u>	<u>Transactions</u>	<u>Concluded</u>	<u>Cont</u>
Adult						
Capias	CA	2	10	10	1	9
Felony	CF	1	9	9	4	5
Misdemeanor	CM	9	29	29	10	19
Family Abuse - Prot Order	FP	2	7	7	4	3
Motion - Prot Order	MP	3	3	3	2	1
Show Cause	SC	5	10	10	2	8
SL/Other	SL	1	1	1	1	-
Civil Support	VS	16	26	26	17	9
Adult Total		39	95	95	41	54
Juvenile						
Abuse or Neglect	AN	1	4	4	0	4
Custody Visitation	CV	18	44	44	32	12
Felony	DF	0	2	2	2	-
Misdemeanor	DM	3	17	17	0	17
Foster Care Review	FC	1	1	1	0	1
Petition	PT	6	6	6	6	-
Status	ST	1	1	1	0	1
Traffic	T	0	3	3	1	2
Juvenile Total		30	78	78	41	37
Patrick Totals		69	173	173	82	91

Calendared Filings					
	M	T	W	R	F
Week 1					
Week 2					
Week 3					
Week 4					
Week 5					



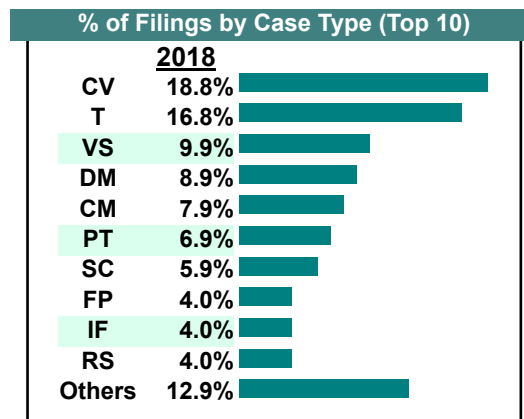
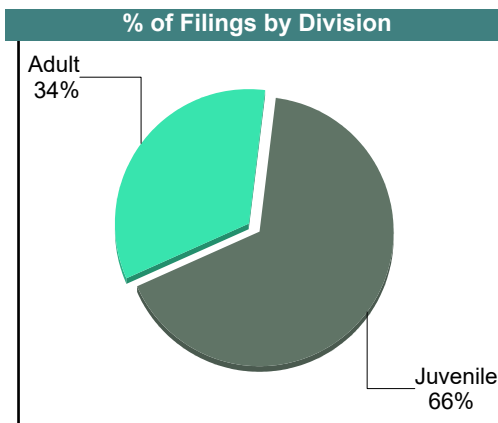
CASELOAD STATISTICS OF THE JUVENILE & DOMESTIC RELATIONS COURTS

October 2018

Patrick
District: 21

		<u>Filings</u>	<u>Hearings</u>	<u>Transactions</u>	<u>Concluded</u>	<u>Cont</u>
Adult						
Capias	CA	1	2	2	2	-
Felony	CF	1	8	9	4	5
Misdemeanor	CM	8	15	15	4	11
Family Abuse - Prot Order	FP	4	6	6	1	5
Remand Support	RS	4	4	4	4	-
Show Cause	SC	6	18	18	4	14
Civil Support	VS	10	20	20	14	6
Adult Total		34	73	74	33	41
Juvenile						
Abuse or Neglect	AN	1	6	6	4	2
Non-Family Abuse Prot Order	AP	0	1	1	1	-
Custody Relief	CR	2	2	2	0	2
Custody Visitation	CV	19	57	57	21	36
Felony	DF	0	3	3	2	1
Misdemeanor	DM	9	14	14	3	11
Emancipation	EP	1	1	1	1	-
Initial Foster Care	IF	4	4	4	4	-
Motion - Prot Order	MP	1	1	1	1	-
Petition	PT	7	7	7	1	6
Remand Custody	RC	3	3	3	3	-
Remand Visitation	RV	3	3	3	3	-
Traffic	T	17	16	20	10	10
Juvenile Total		67	118	122	54	68
Patrick Totals		101	191	196	87	109

	M	T	W	R	F
Week 1					
Week 2					
Week 3					
Week 4					

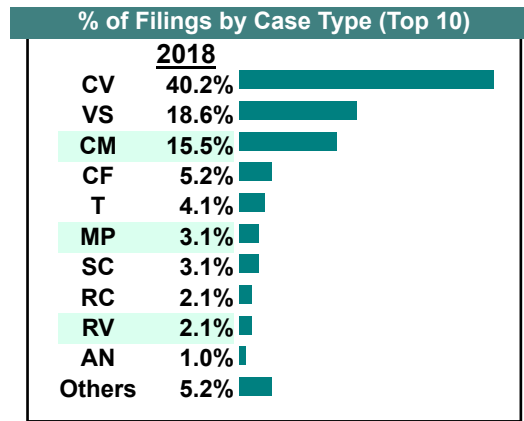
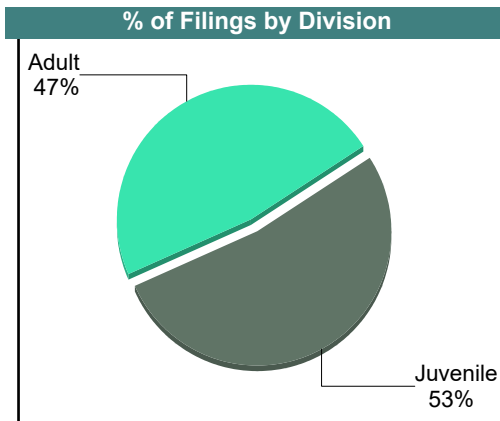
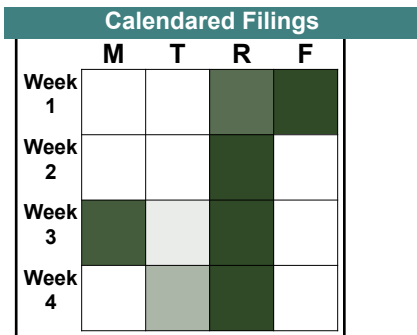


CASELOAD STATISTICS OF THE JUVENILE & DOMESTIC RELATIONS COURTS

September 2018

Patrick
District: 21

		<u>Filings</u>	<u>Hearings</u>	<u>Transactions</u>	<u>Concluded</u>	<u>Cont</u>
<u>Adult</u>						
Capias	CA	1	3	3	1	2
Felony	CF	5	14	14	2	12
Misdemeanor	CM	15	43	43	15	28
Family Abuse - Prot Order	FP	1	4	4	2	2
Motion - Prot Order	MP	2	2	2	2	-
Other	OT	1	1	1	1	-
Show Cause	SC	3	9	9	4	5
Civil Support	VS	18	22	22	14	8
Adult Total		46	98	98	41	57
<u>Juvenile</u>						
Abuse or Neglect	AN	1	8	8	1	7
Custody Visitation	CV	39	52	52	29	23
Felony	DF	0	7	7	0	7
Misdemeanor	DM	0	4	4	0	4
Foster Care Review	FC	1	1	1	1	-
Motion - Prot Order	MP	1	2	2	2	-
Remand Custody	RC	2	2	2	2	-
Remand Visitation	RV	2	2	2	2	-
Status	ST	1	5	5	2	3
Traffic	T	4	7	7	2	5
Juvenile Total		51	90	90	41	49
Patrick Totals		97	188	188	82	106

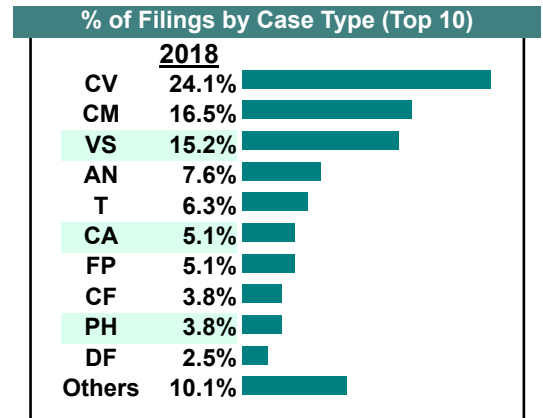
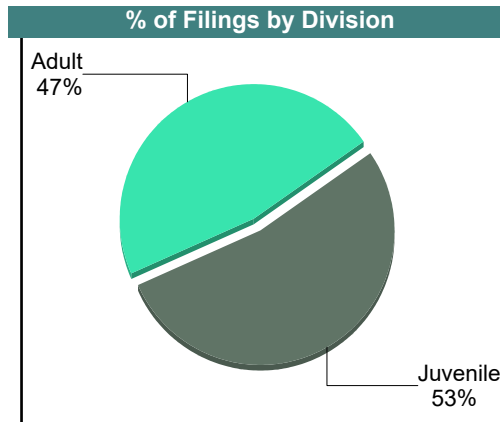
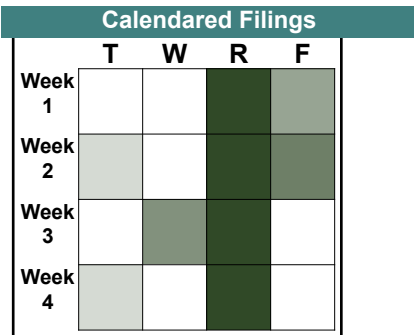


CASELOAD STATISTICS OF THE JUVENILE & DOMESTIC RELATIONS COURTS

August 2018

Patrick
District: 21

		<u>Filings</u>	<u>Hearings</u>	<u>Transactions</u>	<u>Concluded</u>	<u>Cont</u>
<u>Adult</u>						
Capias	CA	4	8	8	2	6
Felony	CF	3	10	10	3	7
Misdemeanor	CM	13	28	28	13	15
Family Abuse - Prot Order	FP	4	6	6	3	3
Show Cause	SC	1	15	15	11	4
Civil Support	VS	12	23	23	17	6
Adult Total		37	90	90	49	41
<u>Juvenile</u>						
Abuse or Neglect	AN	6	14	14	6	8
Custody Visitation	CV	19	66	66	42	24
Felony	DF	2	8	8	1	7
Misdemeanor	DM	2	11	11	2	9
Foster Care Review	FC	1	1	1	1	-
Motion - Prot Order	MP	1	1	1	0	1
Permanency	PH	3	3	3	3	-
Remand Custody	RC	1	1	1	1	-
Remand Visitation	RV	1	1	1	1	-
Status	ST	1	2	2	1	1
Traffic	T	5	7	7	3	4
Juvenile Total		42	115	115	61	54
Patrick Totals		79	205	205	110	95

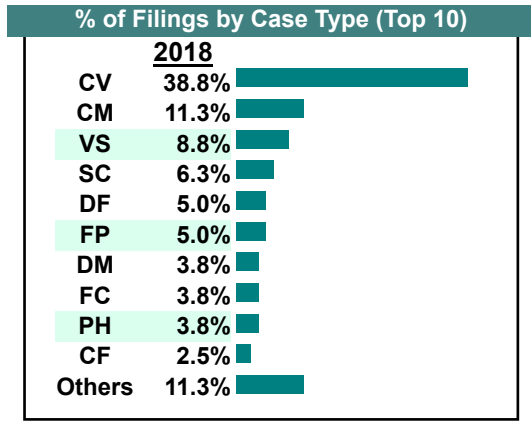
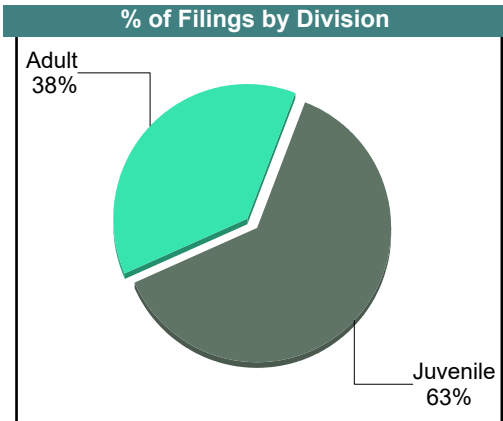



CASELOAD STATISTICS OF THE JUVENILE & DOMESTIC RELATIONS COURTS

July 2018

Patrick
District: 21

		<u>Filings</u>	<u>Hearings</u>	<u>Transactions</u>	<u>Concluded</u>	<u>Cont</u>
Adult						
Capias	CA	1	4	4	2	2
Felony	CF	2	6	6	2	4
Misdemeanor	CM	9	15	15	2	13
Family Abuse - Prot Order	FP	4	7	7	6	1
Motion - Prot Order	MP	2	2	2	2	-
Show Cause	SC	5	16	16	4	12
Civil Support	VS	7	13	13	11	2
Adult Total		30	63	63	29	34
Juvenile						
Abuse or Neglect	AN	0	2	2	2	-
Non-Family Abuse Prot Order	AP	1	1	1	0	1
Custody Visitation	CV	31	39	39	17	22
Felony	DF	4	15	15	6	9
Misdemeanor	DM	3	7	7	0	7
Foster Care Review	FC	3	3	3	3	-
Initial Foster Care	IF	2	2	2	2	-
Permanency	PH	3	3	3	3	-
Petition	PT	1	1	1	1	-
Status	ST	1	1	1	1	-
Traffic	T	1	1	2	2	-
Juvenile Total		50	75	76	37	39
Patrick Totals		80	138	139	66	73

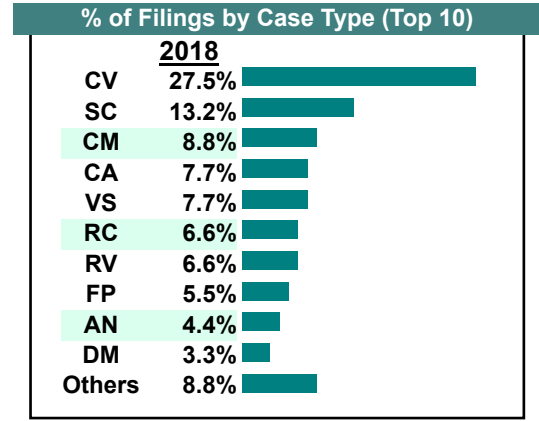
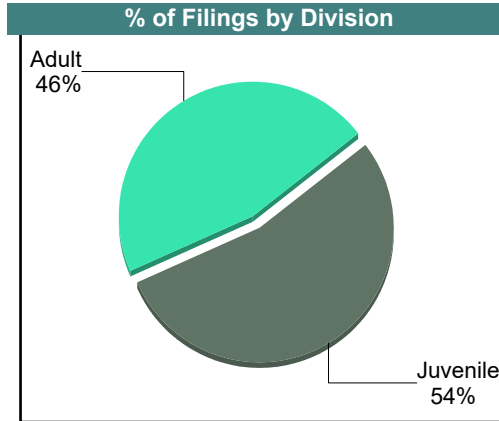



CASELOAD STATISTICS OF THE JUVENILE & DOMESTIC RELATIONS COURTS

June 2018

Patrick
District: 21

		<u>Filings</u>	<u>Hearings</u>	<u>Transactions</u>	<u>Concluded</u>	<u>Cont</u>
<u>Adult</u>						
Capias	CA	7	19	19	6	13
Felony	CF	1	7	7	3	4
Misdemeanor	CM	8	21	21	5	16
Family Abuse - Prot Order	FP	5	9	9	4	5
Motion - Prot Order	MP	1	1	1	1	-
Remand Support	RS	1	1	1	1	-
Show Cause	SC	12	27	27	10	17
Civil Support	VS	7	20	20	8	12
Adult Total		42	105	105	38	67
<u>Juvenile</u>						
Abuse or Neglect	AN	4	7	7	2	5
Custody Visitation	CV	25	46	46	26	20
Felony	DF	0	9	9	6	3
Misdemeanor	DM	3	22	22	9	13
Foster Care Review	FC	1	1	1	1	-
Motion - Prot Order	MP	0	2	2	2	-
Petition	PT	2	2	2	2	-
Remand Custody	RC	6	6	6	6	-
Remand Visitation	RV	6	6	6	6	-
Status	ST	0	4	4	3	1
Traffic	T	2	8	8	5	3
Juvenile Total		49	113	113	68	45
Patrick Totals		91	218	218	106	112

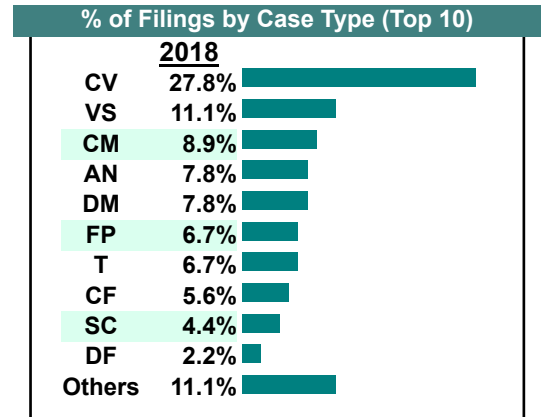
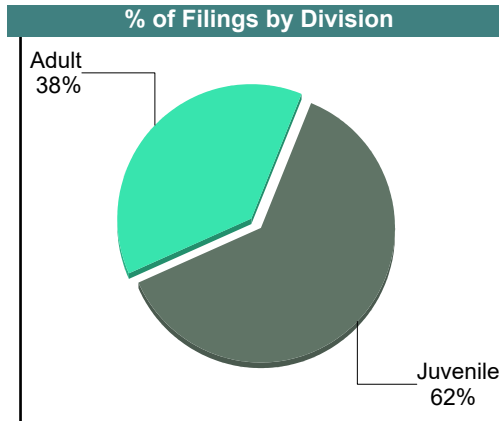
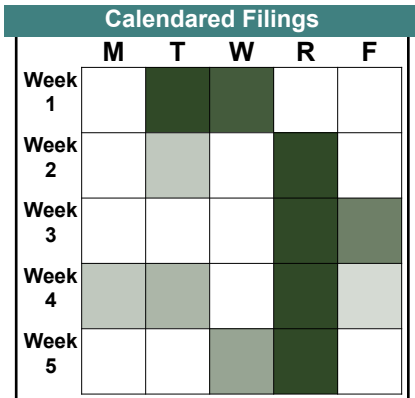


CASELOAD STATISTICS OF THE JUVENILE & DOMESTIC RELATIONS COURTS

May 2018

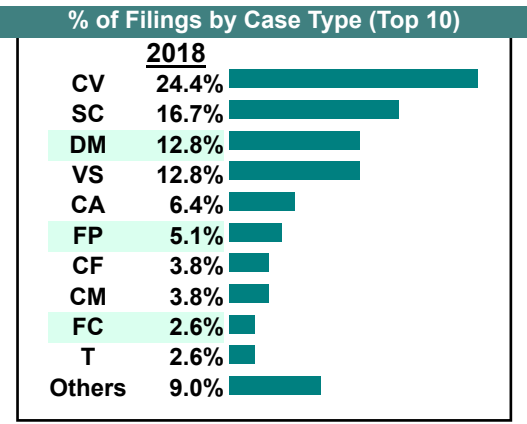
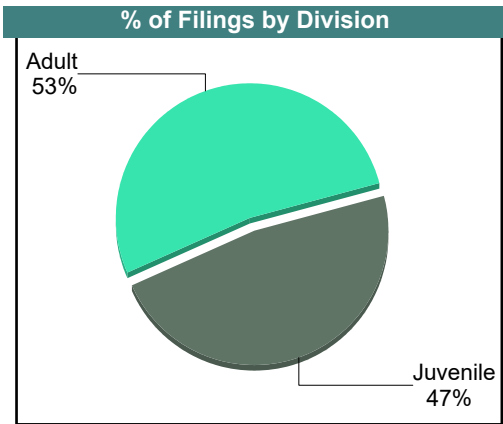
Patrick
District: 21

		<u>Filings</u>	<u>Hearings</u>	<u>Transactions</u>	<u>Concluded</u>	<u>Cont</u>
Adult						
Capias	CA	1	6	6	1	5
Felony	CF	5	8	8	2	6
Misdemeanor	CM	8	17	17	7	10
Family Abuse - Prot Order	FP	6	8	8	6	2
Show Cause	SC	4	27	27	10	17
Civil Support	VS	10	16	16	9	7
Adult Total		34	82	82	35	47
Juvenile						
Abuse or Neglect	AN	7	14	14	6	8
Custody Relief	CR	1	1	1	1	-
Custody Visitation	CV	25	50	50	22	28
Felony	DF	2	7	7	3	4
Misdemeanor	DM	7	17	17	6	11
Foster Care Review	FC	1	1	1	1	-
Initial Foster Care	IF	1	1	1	1	-
Petition	PT	0	1	1	1	-
Remand Custody	RC	2	2	2	2	-
Remand Visitation	RV	2	2	2	2	-
Status	ST	2	3	3	0	3
Traffic	T	6	10	10	5	5
Juvenile Total		56	109	109	50	59
Patrick Totals		90	191	191	85	106



		Filings	Hearings	Transactions	Concluded	Cont
Adult						
Non-Family Abuse Prot Order	AP	1	1	1	1	-
Capias	CA	5	7	7	2	5
Felony	CF	3	8	8	0	8
Misdemeanor	CM	3	12	12	7	5
Family Abuse - Prot Order	FP	4	7	7	4	3
Motion - Prot Order	MP	1	1	1	1	-
Show Cause	SC	13	41	41	20	21
SL/Other	SL	1	1	1	1	-
Civil Support	VS	10	20	20	11	9
Adult Total		41	98	98	47	51
Juvenile						
Abuse or Neglect	AN	1	4	4	1	3
Child in Need of Services	CS	0	1	1	1	-
Custody Visitation	CV	19	54	54	32	22
Felony	DF	0	10	10	3	7
Misdemeanor	DM	10	18	18	4	14
Emancipation	EP	1	1	1	1	-
Foster Care Review	FC	2	2	2	2	-
Initial Foster Care	IF	1	1	1	1	-
Petition	PT	0	3	3	3	-
Status	ST	1	1	1	1	-
Traffic	T	2	8	8	7	1
Truancy	TR	0	1	1	1	-
Juvenile Total		37	104	104	57	47
Patrick Totals		78	202	202	104	98

Calendared Filings					
	M	T	W	R	F
Week 1					
Week 2					
Week 3					
Week 4					



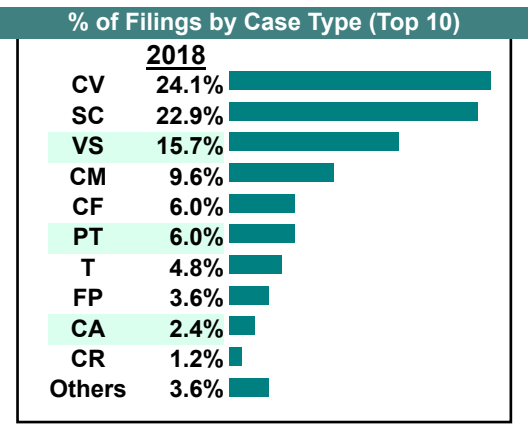
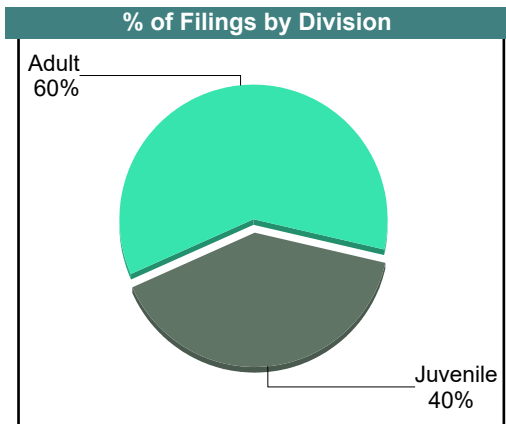
CASELOAD STATISTICS OF THE JUVENILE & DOMESTIC RELATIONS COURTS

March 2018

Patrick
District: 21

		<u>Filings</u>	<u>Hearings</u>	<u>Transactions</u>	<u>Concluded</u>	<u>Cont</u>
Adult						
Capias	CA	2	5	5	2	3
Felony	CF	5	8	8	1	7
Misdemeanor	CM	8	20	20	6	14
Family Abuse - Prot Order	FP	3	6	6	2	4
Show Cause	SC	19	42	42	15	27
Civil Support	VS	13	29	29	13	16
Adult Total		50	110	110	39	71
Juvenile						
Abuse or Neglect	AN	0	4	4	3	1
Custody Relief	CR	1	1	1	1	-
Custody Visitation	CV	20	69	69	30	39
Felony	DF	0	14	14	0	14
Misdemeanor	DM	1	7	7	2	5
Permanency	PH	1	1	1	1	-
Petition	PT	5	6	6	5	1
Remand Visitation	RV	1	1	1	1	-
Status	ST	0	2	2	2	-
Traffic	T	4	13	13	5	8
Juvenile Total		33	118	118	50	68
Patrick Totals		83	228	228	89	139

Calendared Filings					
	M	T	W	R	F
Week 1				■	■
Week 2		■		■	
Week 3				■	■
Week 4	■			■	
Week 5			■	■	■



CASELOAD STATISTICS OF THE JUVENILE & DOMESTIC RELATIONS COURTS

February 2018

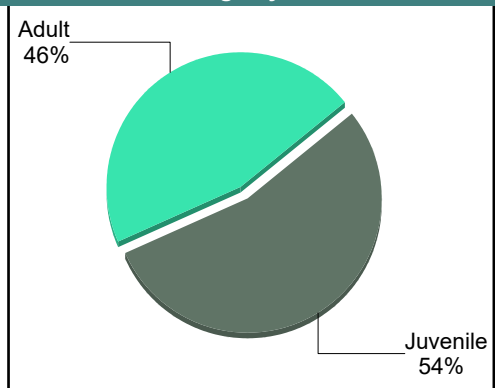
Patrick
District: 21

		<u>Filings</u>	<u>Hearings</u>	<u>Transactions</u>	<u>Concluded</u>	<u>Cont</u>
Adult						
Capias	CA	3	8	8	5	3
Felony	CF	0	2	2	2	-
Misdemeanor	CM	7	19	19	6	13
Family Abuse - Prot Order	FP	0	2	2	1	1
Motion - Prot Order	MP	1	1	1	1	-
Show Cause	SC	18	34	34	10	24
Civil Support	VS	19	30	30	21	9
Adult Total		48	96	96	46	50
Juvenile						
Abuse or Neglect	AN	2	4	4	0	4
Custody Visitation	CV	38	57	57	40	17
Felony	DF	4	23	23	1	22
Misdemeanor	DM	2	20	21	6	15
Foster Care Review	FC	3	3	3	3	-
Motion - Prot Order	MP	1	1	1	1	-
Permanency	PH	2	2	2	2	-
Petition	PT	3	3	3	2	1
Status	ST	2	4	4	1	3
Traffic	T	0	3	3	3	-
Juvenile Total		57	120	121	59	62
Patrick Totals		105	216	217	105	112

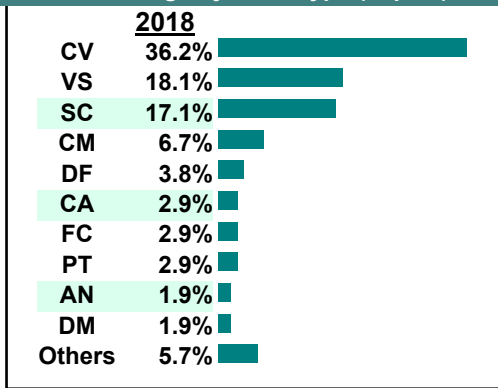
Calendared Filings

	T	W	R	F
Week 1				
Week 2				
Week 3				
Week 4				
Week 5				

% of Filings by Division



% of Filings by Case Type (Top 10)

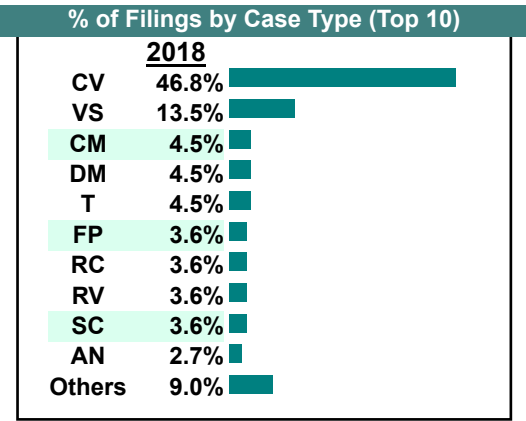
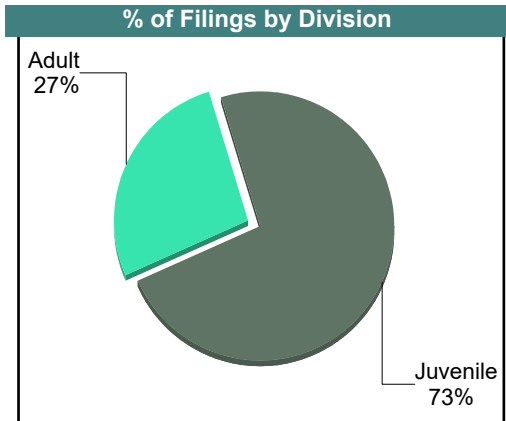



CASELOAD STATISTICS OF THE JUVENILE & DOMESTIC RELATIONS COURTS

January 2018

Patrick
District: 21

		<u>Filings</u>	<u>Hearings</u>	<u>Transactions</u>	<u>Concluded</u>	<u>Cont</u>
<u>Adult</u>						
Capias	CA	2	6	6	1	5
Felony	CF	1	6	6	2	4
Misdemeanor	CM	5	20	20	4	16
Family Abuse - Prot Order	FP	3	7	7	2	5
Show Cause	SC	4	26	26	13	13
Civil Support	VS	15	26	26	13	13
Adult Total		30	91	91	35	56
<u>Juvenile</u>						
Abuse or Neglect	AN	3	7	7	0	7
Child in Need of Services	CS	0	1	1	0	1
Custody Visitation	CV	52	72	72	25	47
Felony	DF	2	4	4	0	4
Misdemeanor	DM	5	10	10	2	8
Foster Care Review	FC	3	3	3	3	-
Family Abuse - Prot Order	FP	1	1	1	1	-
Petition	PT	2	2	2	0	2
Remand Custody	RC	4	4	4	4	-
Remand Visitation	RV	4	4	4	4	-
Traffic	T	5	10	10	1	9
Truancy	TR	0	1	1	0	1
Juvenile Total		81	119	119	40	79
Patrick Totals		111	210	210	75	135



Filings by Court & Division

	<u>Henry</u>		<u>Martinsville</u>		<u>Patrick</u>		<u>Total</u>
A Civil Support	682	63%	255	24%	143	13%	1,080
Show Cause	652	65%	249	25%	108	11%	1,009
Adult Misdemeanor	394	59%	180	27%	98	15%	672
Family Abuse - Prot Ord	287	77%	48	13%	39	10%	374
Capias	169	61%	75	27%	31	11%	275
Adult Felony	99	63%	32	20%	27	17%	158
Motion - Prot Order	30	58%	11	21%	11	21%	52
SL/Other	22	67%	9	27%	2	6%	33
Remand Support	8	50%	2	13%	6	38%	16
Non-Family Abuse Prot	9	82%	-	0%	2	18%	11
Protective Order	4	67%	2	33%	-	0%	6
Bond Forfeiture	2	67%	1	33%	-	0%	3
Violation of PO	3	100%	-	0%	-	0%	3
Other	-	0%	-	0%	2	100%	2
Violation Fam Abuse PC	2	100%	-	0%	-	0%	2
Total	2,363	64%	864	23%	469	13%	3,696
J Custody Visitation	1,198	65%	331	18%	315	17%	1,844
Delinquency	151	48%	106	33%	60	19%	317
Abuse or Neglect	106	73%	13	9%	26	18%	145
Traffic	64	44%	30	21%	51	35%	145
Paternity	104	77%	5	4%	26	19%	135
Permanency	41	69%	6	10%	12	20%	59
Foster Care Review	35	63%	2	4%	19	34%	56
Status Offense/Other	42	78%	3	6%	9	17%	54
Initial Foster Care	29	67%	3	7%	11	26%	43
Remand Visitation	13	37%	1	3%	21	60%	35
Remand Custody	13	38%	1	3%	20	59%	34
Term Parental Rights	22	88%	3	12%	-	0%	25
Truancy	2	11%	16	89%	-	0%	18
Custody Relief	10	71%	-	0%	4	29%	14
Motion - Prot Order	3	33%	1	11%	5	56%	9
Non-Family Abuse Prot	2	40%	2	40%	1	20%	5
Child at Risk	4	100%	-	0%	-	0%	4
Child in Need of Service	3	100%	-	0%	-	0%	3
Capias	2	100%	-	0%	-	0%	2
Emancipation	-	0%	-	0%	2	100%	2
Entrustment	-	0%	1	100%	-	0%	1
Family Abuse - Prot Ord	-	0%	-	0%	1	100%	1
Show Cause	-	0%	1	100%	-	0%	1
Total	1,844	62%	525	18%	583	20%	2,952
Total	4,207	63%	1,389	21%	1,052	16%	6,648

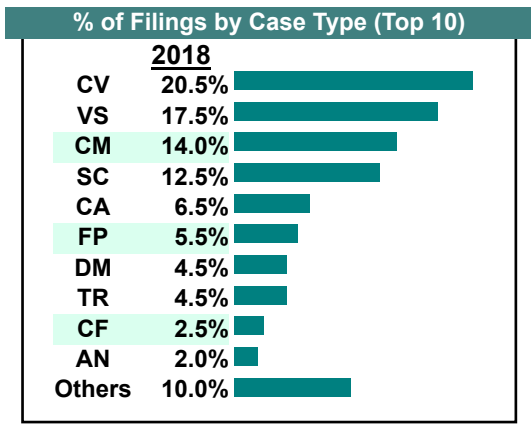
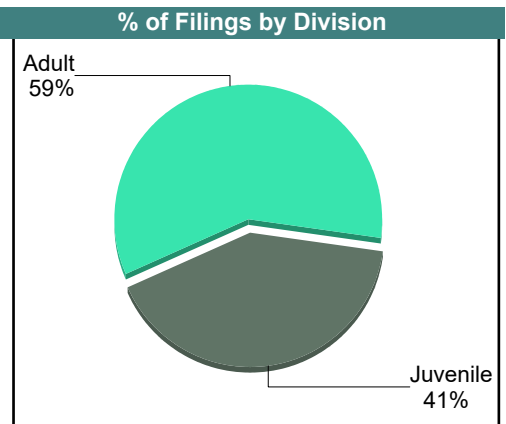
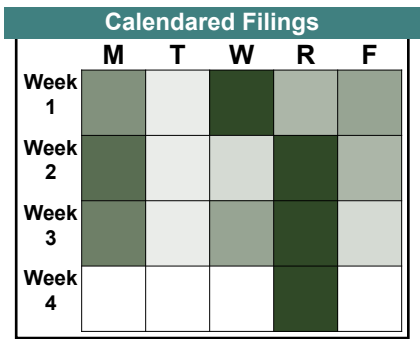
CASELOAD STATISTICS OF THE JUVENILE & DOMESTIC RELATIONS COURTS

December 2018

Danville

District: 22

		<u>Filings</u>	<u>Hearings</u>	<u>Transactions</u>	<u>Concluded</u>	<u>Cont</u>
Adult						
Non-Family Abuse Prot Order	AP	1	2	2	1	1
Capias	CA	13	77	77	20	57
Felony	CF	5	18	18	7	11
Misdemeanor	CM	28	140	140	43	97
Family Abuse - Prot Order	FP	11	24	24	8	16
Show Cause	SC	25	102	102	50	51
Civil Support	VS	35	65	65	40	24
Adult Total		118	428	428	169	257
Juvenile						
Abuse or Neglect	AN	4	8	8	0	8
Custody Relief	CR	1	1	1	0	1
Child in Need of Services	CS	1	3	3	0	3
Custody Visitation	CV	41	101	101	46	55
Felony	DF	2	10	10	2	8
Misdemeanor	DM	9	46	46	16	30
Foster Care Review	FC	4	5	5	3	2
Initial Foster Care	IF	1	1	1	1	-
Motion - Prot Order	MP	0	2	2	1	1
Permanency	PH	4	4	4	3	1
Petition	PT	3	9	9	3	6
Status	ST	1	15	15	9	6
Traffic	T	2	5	5	0	5
Term Parental Rights	TP	0	4	4	0	4
Truancy	TR	9	17	17	1	16
Juvenile Total		82	231	231	85	146
Danville Totals		200	659	659	254	403



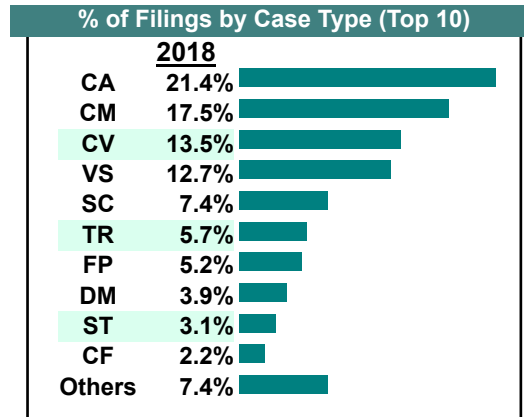
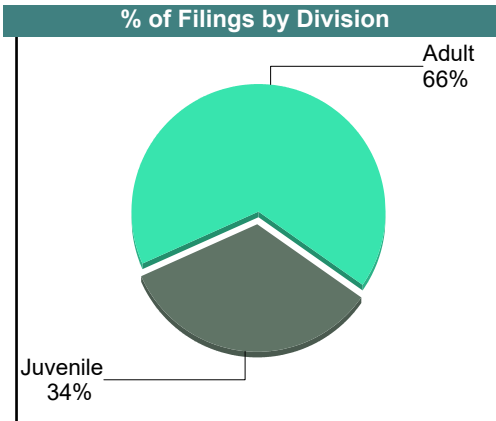

CASELOAD STATISTICS OF THE JUVENILE & DOMESTIC RELATIONS COURTS

November 2018

Danville

District: 22

		<u>Filings</u>	<u>Hearings</u>	<u>Transactions</u>	<u>Concluded</u>	<u>Cont</u>
<u>Adult</u>						
Capias	CA	49	135	135	50	84
Felony	CF	5	21	21	5	16
Misdemeanor	CM	40	161	161	43	117
Family Abuse - Prot Order	FP	12	24	24	12	12
Show Cause	SC	17	104	104	41	62
Civil Support	VS	29	74	74	39	35
Adult Total		152	519	519	190	326
<u>Juvenile</u>						
Child in Need of Services	CS	3	3	3	1	2
Custody Visitation	CV	31	70	70	26	44
Felony	DF	0	17	17	9	8
Misdemeanor	DM	9	40	40	8	32
Foster Care Review	FC	2	2	2	2	-
Initial Foster Care	IF	1	2	2	1	1
Motion - Prot Order	MP	1	1	1	0	1
Permanency	PH	2	2	2	2	-
Petition	PT	4	5	5	0	5
Status	ST	7	40	40	11	29
Traffic	T	4	8	8	6	2
Truancy	TR	13	34	34	7	27
Juvenile Total		77	224	224	73	151
Danville Totals		229	743	743	263	477



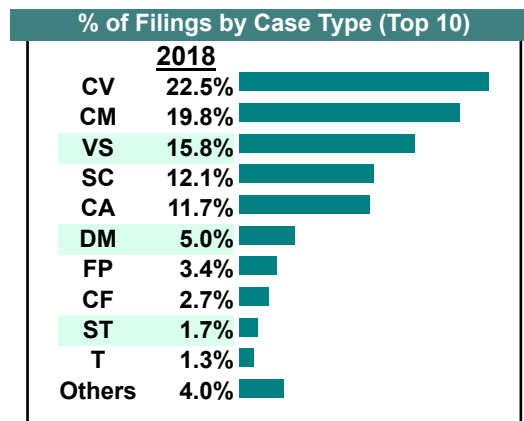
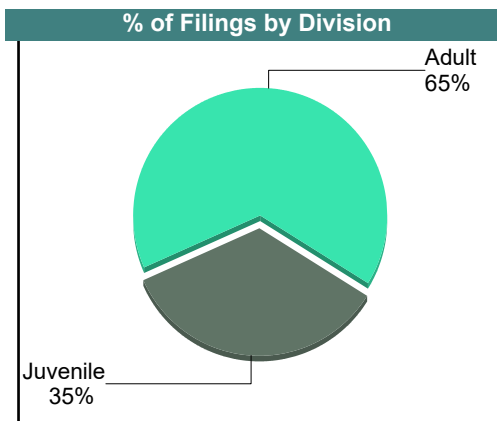
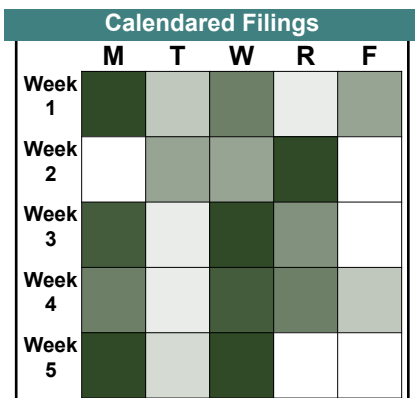
CASELOAD STATISTICS OF THE JUVENILE & DOMESTIC RELATIONS COURTS

October 2018

Danville

District: 22

		<u>Filings</u>	<u>Hearings</u>	<u>Transactions</u>	<u>Concluded</u>	<u>Cont</u>
Adult						
Capias	CA	35	94	94	32	62
Felony	CF	8	20	20	7	13
Misdemeanor	CM	59	153	153	36	117
Family Abuse - Prot Order	FP	10	18	18	8	10
Show Cause	SC	36	165	165	67	98
Civil Support	VS	47	114	114	59	55
Adult Total		195	564	564	209	355
Juvenile						
Child in Need of Services	CS	1	1	1	1	-
Custody Visitation	CV	67	101	101	39	62
Felony	DF	3	26	26	2	24
Misdemeanor	DM	15	52	52	14	38
Entrustment	ET	2	2	2	2	-
Initial Foster Care	IF	2	2	2	2	-
Permanency	PH	1	1	1	1	-
Petition	PT	0	4	4	2	2
Status	ST	5	24	24	4	20
Traffic	T	4	4	4	3	1
Term Parental Rights	TP	2	7	7	2	5
Truancy	TR	1	6	6	0	6
Juvenile Total		103	230	230	72	158
Danville Totals		298	794	794	281	513



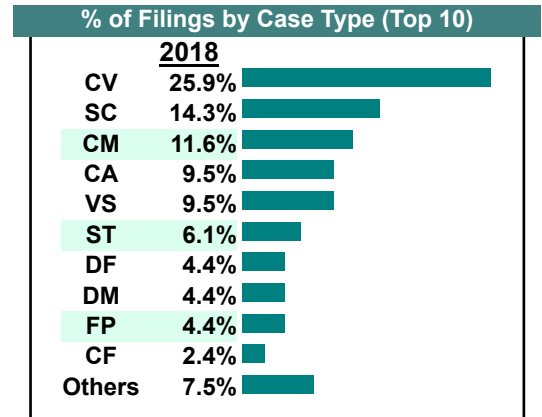
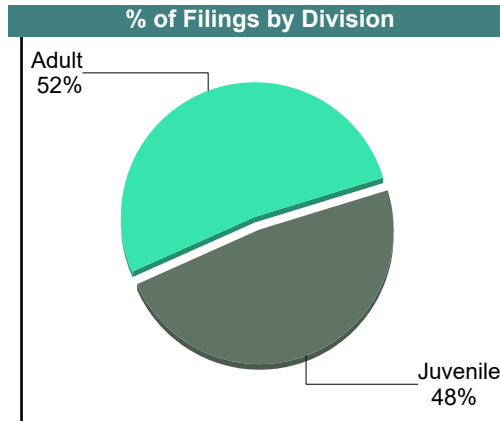
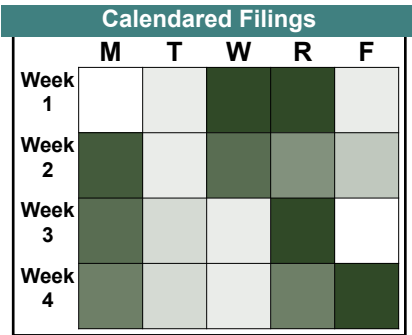
CASELOAD STATISTICS OF THE JUVENILE & DOMESTIC RELATIONS COURTS

September 2018

Danville

District: 22

		<u>Filings</u>	<u>Hearings</u>	<u>Transactions</u>	<u>Concluded</u>	<u>Cont</u>
<u>Adult</u>						
Capias	CA	28	96	96	35	61
Felony	CF	7	36	36	14	22
Misdemeanor	CM	34	156	156	50	106
Family Abuse - Prot Order	FP	13	22	22	14	8
Motion - Prot Order	MP	1	1	1	1	-
Show Cause	SC	42	129	129	52	75
Civil Support	VS	28	72	72	36	36
Adult Total		153	512	512	202	308
<u>Juvenile</u>						
Custody Visitation	CV	76	116	116	55	61
Felony	DF	13	34	34	7	27
Misdemeanor	DM	13	47	47	12	35
Entrustment	ET	1	1	1	1	-
Foster Care Review	FC	1	1	1	1	-
Initial Foster Care	IF	2	2	2	2	-
Permanency	PH	5	5	5	5	-
Petition	PT	4	8	8	5	3
Status	ST	18	27	27	3	24
Traffic	T	4	5	5	1	4
Truancy	TR	4	17	17	8	9
Juvenile Total		141	263	263	100	163
Danville Totals		294	775	775	302	471



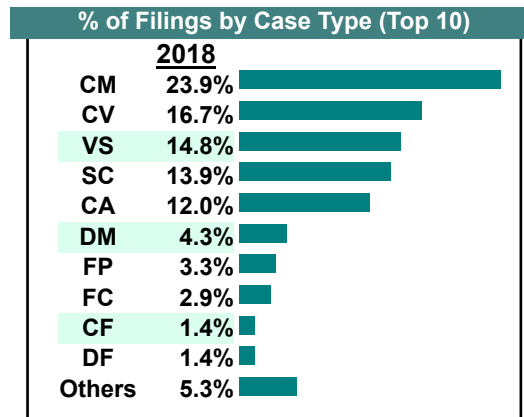
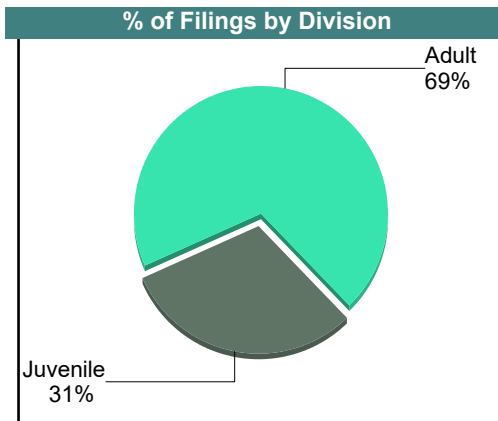

CASELOAD STATISTICS OF THE JUVENILE & DOMESTIC RELATIONS COURTS

August 2018

Danville

District: 22

		<u>Filings</u>	<u>Hearings</u>	<u>Transactions</u>	<u>Concluded</u>	<u>Cont</u>
<u>Adult</u>						
Non-Family Abuse Prot Order	AP	0	1	1	1	-
Capias	CA	25	101	101	39	62
Felony	CF	3	26	26	13	13
Misdemeanor	CM	50	142	142	52	90
Family Abuse - Prot Order	FP	7	17	17	9	8
Show Cause	SC	29	123	123	44	79
Civil Support	VS	31	74	74	36	38
Adult Total		145	484	484	194	290
<u>Juvenile</u>						
Custody Relief	CR	2	2	2	2	-
Custody Visitation	CV	35	82	82	65	17
Felony	DF	3	20	20	7	13
Misdemeanor	DM	9	37	37	13	24
Foster Care Review	FC	6	6	6	6	-
Initial Foster Care	IF	1	2	2	1	1
Permanency	PH	3	3	3	3	-
Petition	PT	3	5	5	1	4
Status	ST	0	5	5	1	4
Traffic	T	1	2	2	2	-
Truancy	TR	1	3	3	1	2
Juvenile Total		64	167	167	102	65
Danville Totals		209	651	651	296	355



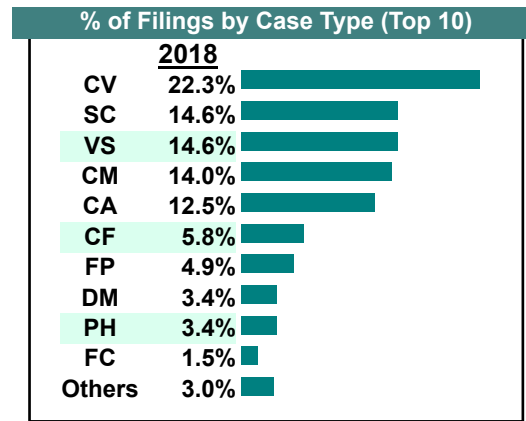
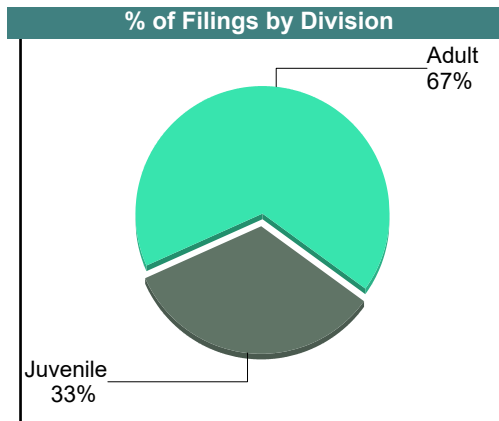

CASELOAD STATISTICS OF THE JUVENILE & DOMESTIC RELATIONS COURTS

July 2018

Danville

District: 22

		<u>Filings</u>	<u>Hearings</u>	<u>Transactions</u>	<u>Concluded</u>	<u>Cont</u>
Adult						
Non-Family Abuse Prot Order	AP	1	2	2	1	1
Capias	CA	41	94	94	22	72
Felony	CF	19	55	55	14	41
Misdemeanor	CM	46	153	153	40	113
Family Abuse - Prot Order	FP	16	32	32	15	17
Show Cause	SC	48	163	163	61	102
Civil Support	VS	48	88	88	37	51
Adult Total		219	587	587	190	397
Juvenile						
Child in Need of Services	CS	1	1	1	1	-
Custody Visitation	CV	73	133	133	86	46
Felony	DF	2	10	10	1	9
Misdemeanor	DM	11	80	80	33	47
Foster Care Review	FC	5	6	6	5	1
Initial Foster Care	IF	2	2	2	2	-
Permanency	PH	11	11	11	11	-
Petition	PT	4	4	4	0	4
Status	ST	0	9	9	7	2
Traffic	T	0	2	2	0	2
Truancy	TR	0	8	8	4	4
Juvenile Total		109	266	266	150	115
Danville Totals		328	853	853	340	512



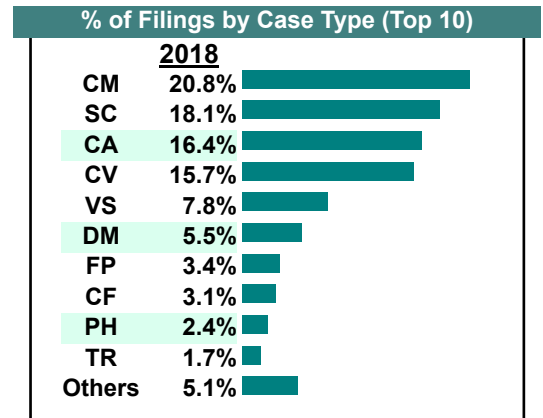
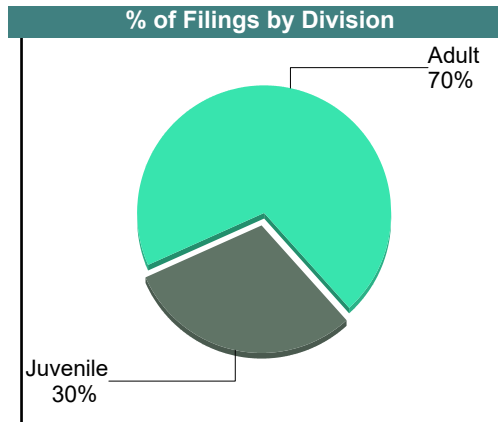

CASELOAD STATISTICS OF THE JUVENILE & DOMESTIC RELATIONS COURTS

June 2018

Danville

District: 22

		<u>Filings</u>	<u>Hearings</u>	<u>Transactions</u>	<u>Concluded</u>	<u>Cont</u>
Adult						
Non-Family Abuse Prot Order	AP	1	1	1	0	1
Capias	CA	48	108	108	43	65
Felony	CF	9	41	41	12	29
Misdemeanor	CM	61	156	156	33	123
Family Abuse - Prot Order	FP	10	29	29	15	14
Show Cause	SC	53	183	183	82	101
Civil Support	VS	23	103	103	46	57
Adult Total		205	621	621	231	390
Juvenile						
Custody Visitation	CV	46	150	150	87	63
Felony	DF	3	33	33	10	23
Misdemeanor	DM	16	61	61	18	43
Initial Foster Care	IF	2	2	2	1	1
Permanency	PH	7	7	7	7	-
Petition	PT	1	1	1	1	-
Status	ST	4	28	28	12	16
Traffic	T	2	4	4	0	4
Truancy	TR	5	18	18	2	16
Voluntary Continuing Services Agreement	VA	2	2	2	2	-
Juvenile Total		88	306	306	140	166
Danville Totals		293	927	927	371	556



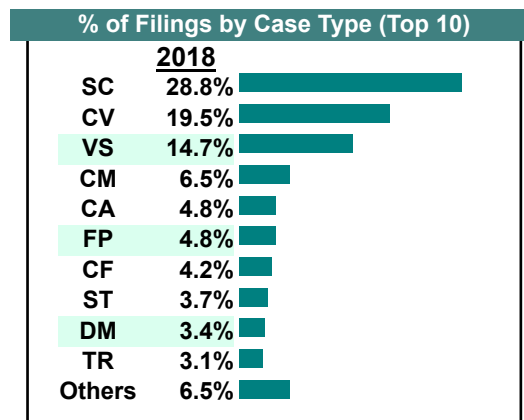
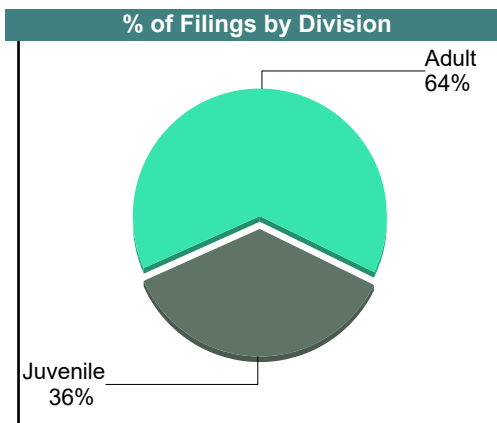

CASELOAD STATISTICS OF THE JUVENILE & DOMESTIC RELATIONS COURTS

May 2018

Danville

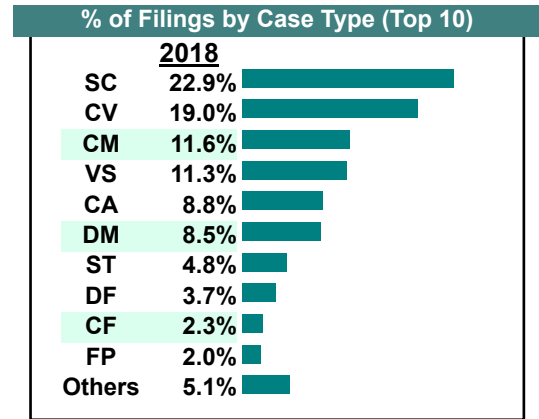
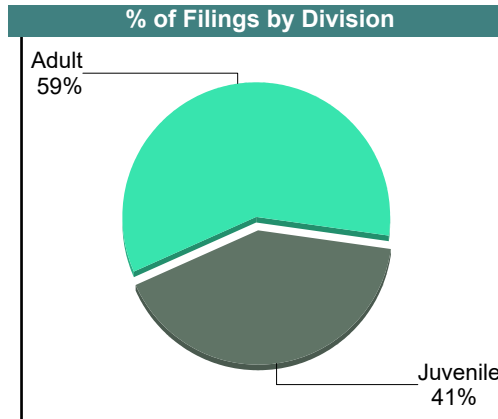
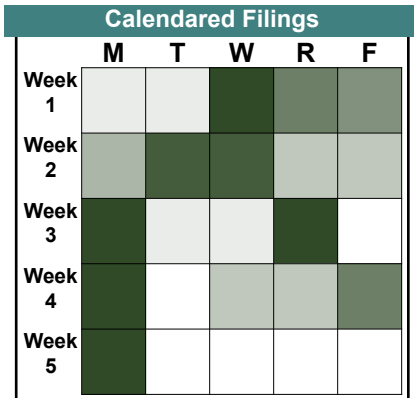
District: 22

		<u>Filings</u>	<u>Hearings</u>	<u>Transactions</u>	<u>Concluded</u>	<u>Cont</u>
<u>Adult</u>						
Capias	CA	17	60	60	30	30
Felony	CF	15	28	28	5	23
Misdemeanor	CM	23	106	106	48	58
Family Abuse - Prot Order	FP	17	30	30	13	17
Show Cause	SC	102	222	222	92	129
Civil Support	VS	52	111	111	54	57
Adult Total		226	557	557	242	314
<u>Juvenile</u>						
Child in Need of Services	CS	1	2	2	2	-
Custody Visitation	CV	69	141	141	55	86
Felony	DF	8	48	48	19	29
Misdemeanor	DM	12	71	71	22	49
Foster Care Review	FC	1	1	1	1	-
Family Abuse - Prot Order	FP	0	1	1	1	-
Initial Foster Care	IF	4	4	4	4	-
Petition	PT	1	1	1	0	1
Status	ST	13	33	33	12	21
Traffic	T	7	8	8	6	2
Term Parental Rights	TP	0	4	4	0	4
Truancy	TR	11	18	18	7	11
Voluntary Continuing Services Agreement	VA	1	1	1	1	-
Juvenile Total		128	333	333	130	203
Danville Totals		354	890	890	372	517



April 2018

		<u>Filings</u>	<u>Hearings</u>	<u>Transactions</u>	<u>Concluded</u>	<u>Cont</u>
Adult						
Non-Family Abuse Prot Order	AP	0	1	1	1	-
Capias	CA	31	81	81	26	55
Felony	CF	8	22	22	6	16
Misdemeanor	CM	41	124	124	43	81
Family Abuse - Prot Order	FP	6	14	14	6	8
Motion - Prot Order	MP	1	1	1	1	-
Show Cause	SC	81	165	165	63	102
Civil Support	VS	40	82	82	39	43
Adult Total		208	490	490	185	305
Juvenile						
Child in Need of Services	CS	1	1	1	0	1
Custody Visitation	CV	67	136	136	57	79
Felony	DF	13	64	64	9	55
Misdemeanor	DM	30	113	113	24	89
Foster Care Review	FC	4	4	4	4	-
Family Abuse - Prot Order	FP	1	2	2	0	2
Initial Foster Care	IF	2	2	2	2	-
Permanency	PH	3	3	3	3	-
Petition	PT	3	3	3	2	1
Status	ST	17	39	39	11	28
Traffic	T	0	8	8	8	-
Truancy	TR	4	17	17	6	11
Juvenile Total		145	392	392	126	266
Danville Totals		353	882	882	311	571



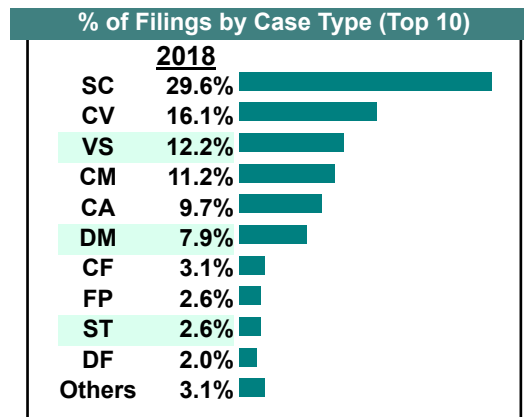
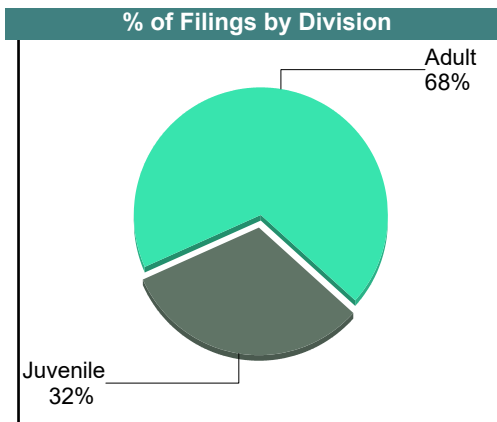

CASELOAD STATISTICS OF THE JUVENILE & DOMESTIC RELATIONS COURTS

March 2018

Danville

District: 22

		<u>Filings</u>	<u>Hearings</u>	<u>Transactions</u>	<u>Concluded</u>	<u>Cont</u>
<u>Adult</u>						
Capias	CA	38	109	109	45	64
Felony	CF	12	31	31	7	24
Misdemeanor	CM	44	152	152	44	108
Family Abuse - Prot Order	FP	10	16	16	7	9
Show Cause	SC	116	205	205	107	97
Civil Support	VS	48	90	90	34	56
Adult Total		268	603	603	244	358
<u>Juvenile</u>						
Custody Visitation	CV	63	128	128	76	52
Felony	DF	8	49	49	16	33
Misdemeanor	DM	31	90	90	31	59
Foster Care Review	FC	2	2	2	2	-
Family Abuse - Prot Order	FP	0	1	1	1	-
Initial Foster Care	IF	3	3	3	3	-
Permanency	PH	2	2	2	2	-
Status	ST	10	26	26	9	17
Traffic	T	2	4	4	1	3
Truancy	TR	2	15	15	6	9
Voluntary Continuing Services Agreement	VA	1	1	1	1	-
Juvenile Total		124	321	321	148	173
Danville Totals		392	924	924	392	531



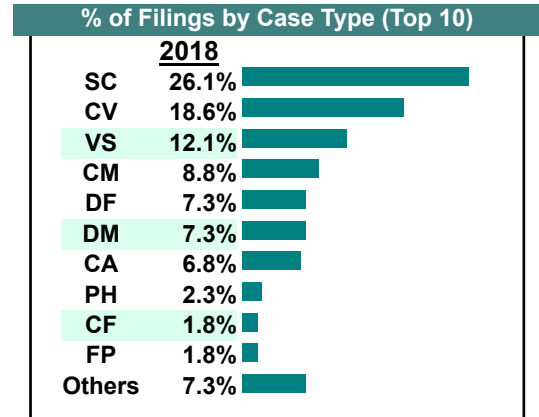
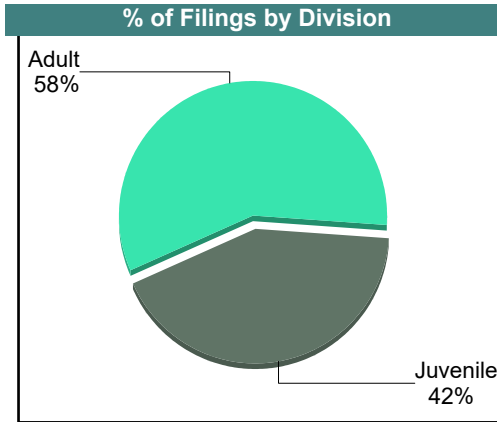

CASELOAD STATISTICS OF THE JUVENILE & DOMESTIC RELATIONS COURTS

February 2018

Danville

District: 22

		<u>Filings</u>	<u>Hearings</u>	<u>Transactions</u>	<u>Concluded</u>	<u>Cont</u>
<u>Adult</u>						
Non-Family Abuse Prot Order	AP	1	1	1	0	1
Capias	CA	27	125	125	62	63
Felony	CF	7	22	22	7	15
Misdemeanor	CM	35	141	141	51	90
Family Abuse - Prot Order	FP	6	11	11	5	6
Violation of PO	PV	2	2	2	2	-
Show Cause	SC	104	238	238	113	124
Civil Support	VS	48	104	104	51	53
Adult Total		230	644	644	291	352
<u>Juvenile</u>						
Child in Need of Services	CS	0	2	2	1	1
Custody Visitation	CV	74	118	118	39	79
Felony	DF	29	76	76	5	71
Misdemeanor	DM	29	118	118	47	71
Foster Care Review	FC	6	12	12	11	1
Family Abuse - Prot Order	FP	1	1	1	0	1
Initial Foster Care	IF	0	1	1	1	-
Permanency	PH	9	15	15	14	1
Status	ST	5	26	26	12	14
Traffic	T	7	20	20	10	10
Term Parental Rights	TP	0	6	6	2	4
Truancy	TR	7	21	21	6	15
Voluntary Continuing Services Agreement	VA	1	1	1	1	-
Juvenile Total		168	417	417	149	268
Danville Totals		398	1,061	1,061	440	620



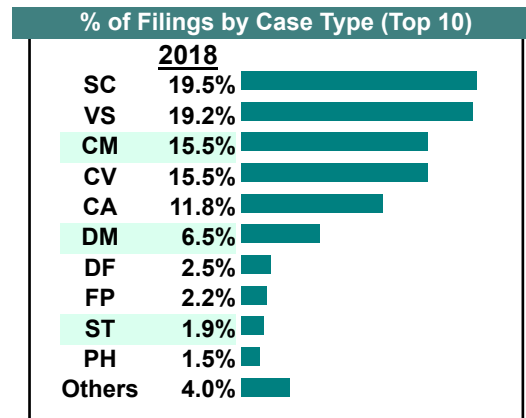
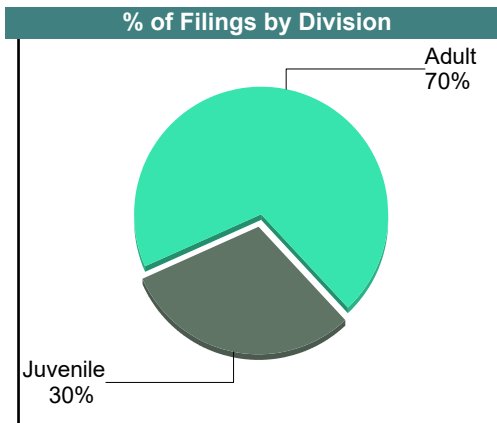

CASELOAD STATISTICS OF THE JUVENILE & DOMESTIC RELATIONS COURTS

January 2018

Danville

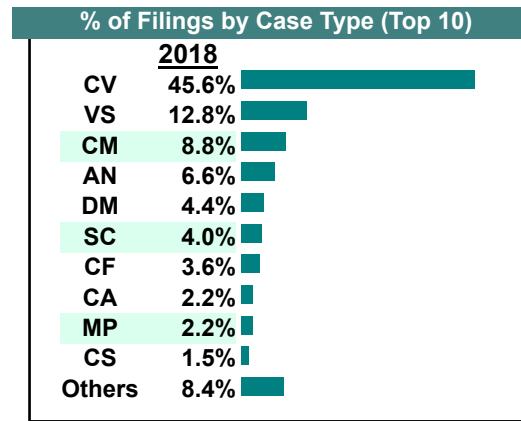
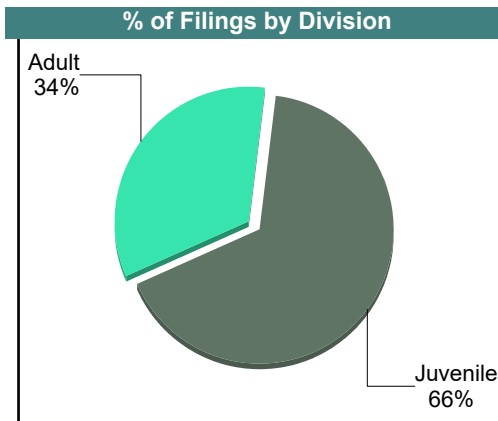
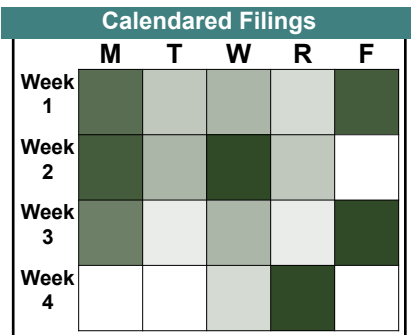
District: 22

		<u>Filings</u>	<u>Hearings</u>	<u>Transactions</u>	<u>Concluded</u>	<u>Cont</u>
Adult						
Bond Forfeiture	BF	1	1	1	1	-
Capias	CA	38	121	121	29	92
Felony	CF	3	12	12	7	5
Misdemeanor	CM	50	168	168	46	122
Family Abuse - Prot Order	FP	7	17	17	7	10
Protective Order	PC	1	1	1	1	-
Show Cause	SC	63	228	228	63	165
Civil Support	VS	62	114	114	36	78
Adult Total		225	662	662	190	472
Juvenile						
Abuse or Neglect	AN	0	2	2	1	1
Custody Visitation	CV	50	94	94	43	51
Felony	DF	8	18	18	0	18
Misdemeanor	DM	21	84	84	19	65
Foster Care Review	FC	1	1	1	1	-
Initial Foster Care	IF	3	3	3	2	1
Permanency	PH	5	5	5	0	5
Status	ST	6	26	26	10	16
Traffic	T	2	8	8	0	7
Term Parental Rights	TP	0	2	2	0	2
Truancy	TR	2	15	15	2	13
Juvenile Total		98	258	258	78	179
Danville Totals		323	920	920	268	651

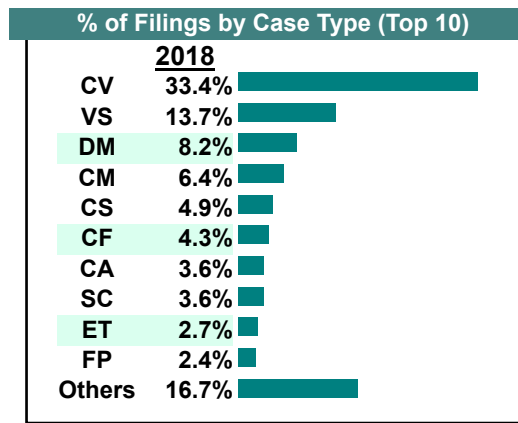
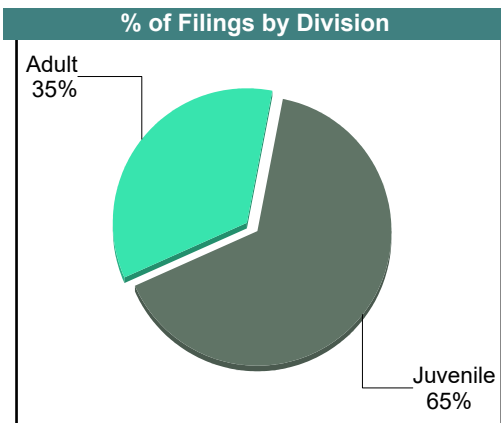



December 2018

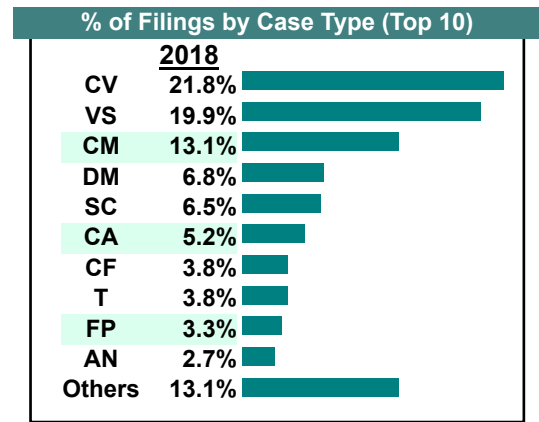
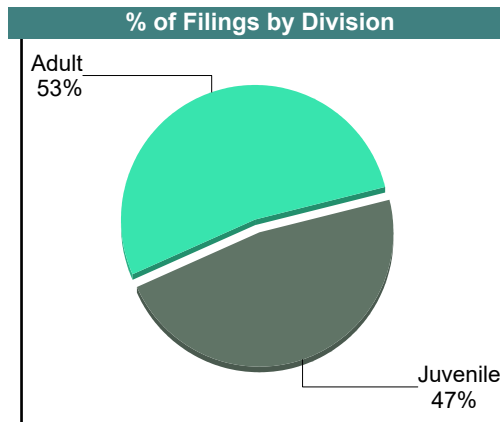

		<u>Filings</u>	<u>Hearings</u>	<u>Transactions</u>	<u>Concluded</u>	<u>Cont</u>
Adult						
Capias	CA	6	23	23	8	15
Felony	CF	10	20	20	12	8
Misdemeanor	CM	24	79	79	26	53
Family Abuse - Prot Order	FP	4	16	16	5	11
Remand Support	RS	1	1	1	1	-
Show Cause	SC	11	56	56	19	37
SL/Other	SL	1	1	1	1	-
Civil Support	VS	35	72	72	45	27
Adult Total		92	268	268	117	151
Juvenile						
Abuse or Neglect	AN	18	43	43	7	36
Child in Need of Services	CS	4	40	40	9	31
Custody Visitation	CV	125	214	214	91	123
Felony	DF	1	8	8	0	8
Misdemeanor	DM	12	74	74	15	59
Entrustment	ET	2	2	2	1	1
Foster Care Review	FC	1	3	3	3	-
Initial Foster Care	IF	4	4	4	4	-
Motion - Prot Order	MP	6	9	9	1	8
Permanency	PH	0	1	1	0	1
Petition	PT	1	2	2	2	-
Status	ST	0	16	16	5	11
Traffic	T	4	9	9	5	4
Term Parental Rights	TP	2	4	4	2	2
Truancy	TR	1	18	18	4	14
Voluntary Continuing Services Agreement	VA	1	1	1	1	-
Juvenile Total		182	448	448	150	298
Franklin County Totals		274	716	716	267	449



		<u>Filings</u>	<u>Hearings</u>	<u>Transactions</u>	<u>Concluded</u>	<u>Cont</u>
<u>Adult</u>						
Capias	CA	12	35	35	20	15
Felony	CF	14	21	21	10	11
Misdemeanor	CM	21	106	106	43	63
Family Abuse - Prot Order	FP	8	20	20	7	13
Motion - Prot Order	MP	1	2	2	2	-
Show Cause	SC	12	65	65	26	39
SL/Other	SL	1	1	1	1	-
Civil Support	VS	45	86	86	48	38
Adult Total		114	336	336	157	179
<u>Juvenile</u>						
Abuse or Neglect	AN	4	47	47	8	39
Non-Family Abuse Prot Order	AP	1	2	2	0	2
Custody Relief	CR	0	1	1	1	-
Child in Need of Services	CS	16	49	49	3	46
Custody Visitation	CV	110	217	217	72	145
Felony	DF	7	19	19	3	16
Misdemeanor	DM	27	96	96	30	66
Entrustment	ET	9	9	9	9	-
Foster Care Review	FC	7	7	7	5	2
Initial Foster Care	IF	2	4	4	4	-
Motion - Prot Order	MP	2	3	3	3	-
Permanency	PH	6	16	16	12	4
Petition	PT	3	5	5	1	4
Status	ST	5	11	11	1	10
Traffic	T	7	9	12	9	3
Term Parental Rights	TP	7	26	26	20	6
Truancy	TR	2	24	24	7	17
Juvenile Total		215	545	548	188	360
Franklin County Totals		329	881	884	345	539

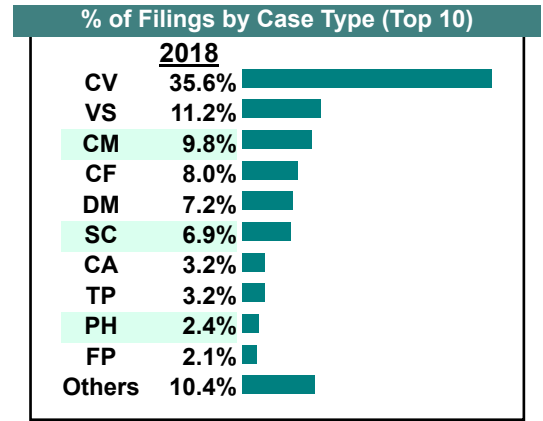
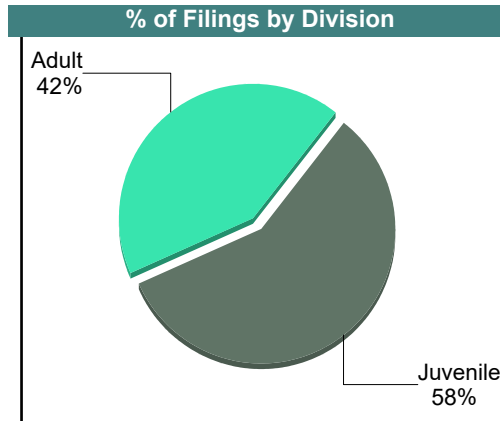
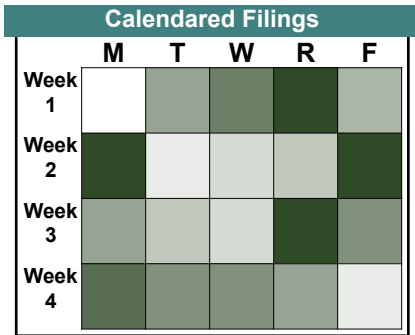


		<u>Filings</u>	<u>Hearings</u>	<u>Transactions</u>	<u>Concluded</u>	<u>Cont</u>
<u>Adult</u>						
Bond Forfeiture	BF	0	1	1	1	-
Capias	CA	19	56	56	24	32
Felony	CF	14	34	35	24	11
Misdemeanor	CM	48	148	148	58	90
Family Abuse - Prot Order	FP	12	24	24	8	16
Motion - Prot Order	MP	2	2	2	1	1
Violation of PO	PV	1	1	1	1	-
Remand Support	RS	1	1	1	1	-
Show Cause	SC	24	103	103	36	67
SL/Other	SL	0	1	1	0	1
Civil Support	VS	73	98	98	56	42
Adult Total		194	469	470	210	260
<u>Juvenile</u>						
Abuse or Neglect	AN	10	49	49	14	35
Capias	CA	0	1	1	0	1
Child in Need of Services	CS	1	36	36	7	29
Custody Visitation	CV	80	193	193	100	93
Felony	DF	4	22	22	5	17
Misdemeanor	DM	25	104	104	25	79
Entrustment	ET	4	4	4	3	1
Foster Care Review	FC	3	3	3	3	-
Initial Foster Care	IF	9	9	9	7	2
Permanency	PH	9	12	12	9	3
Petition	PT	1	4	4	3	1
Remand Custody	RC	0	1	1	1	-
Remand Visitation	RV	0	1	1	1	-
Status	ST	4	18	18	2	16
Traffic	T	14	25	25	11	14
Term Parental Rights	TP	9	15	15	4	11
Truancy	TR	0	27	27	1	26
Juvenile Total		173	524	524	196	328
Franklin County Totals		367	993	994	406	588



September 2018

		<u>Filings</u>	<u>Hearings</u>	<u>Transactions</u>	<u>Concluded</u>	<u>Cont</u>
<u>Adult</u>						
Non-Family Abuse Prot Order	AP	1	2	2	1	1
Bond Forfeiture	BF	1	1	1	0	1
Capias	CA	12	45	45	18	27
Felony	CF	30	49	49	24	25
Misdemeanor	CM	37	113	113	35	78
Family Abuse - Prot Order	FP	8	15	15	6	9
Motion - Prot Order	MP	0	1	1	1	-
Violation of PO	PV	2	2	2	2	-
Show Cause	SC	26	113	113	52	61
Civil Support	VS	42	91	91	58	33
Adult Total		159	432	432	197	235
<u>Juvenile</u>						
Abuse or Neglect	AN	5	41	41	16	25
Custody Relief	CR	0	1	1	0	1
Child in Need of Services	CS	5	32	32	5	27
Custody Visitation	CV	134	242	242	130	112
Felony	DF	5	24	24	2	22
Misdemeanor	DM	27	108	111	20	91
Foster Care Review	FC	4	8	8	8	-
Initial Foster Care	IF	1	1	1	1	-
Motion - Prot Order	MP	6	9	9	5	4
Permanency	PH	9	11	11	3	8
Petition	PT	1	1	1	0	1
Show Cause	SC	0	1	1	1	-
Status	ST	0	11	11	2	9
Traffic	T	6	15	15	6	9
Term Parental Rights	TP	12	12	12	0	12
Truancy	TR	2	22	22	5	17
Juvenile Total		217	539	542	204	338
Franklin County Totals		376	971	974	401	573



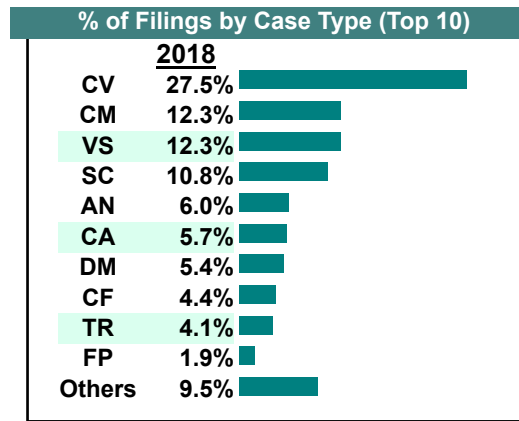
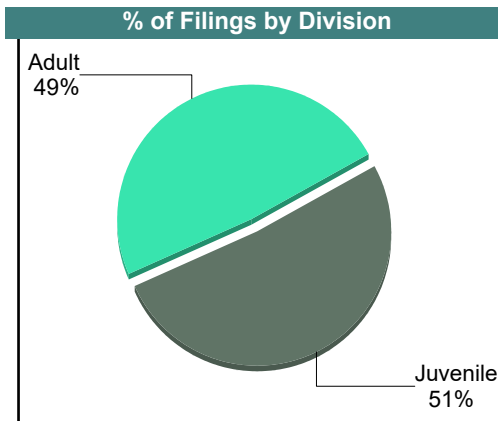

CASELOAD STATISTICS OF THE JUVENILE & DOMESTIC RELATIONS COURTS

August 2018

		<u>Filings</u>	<u>Hearings</u>	<u>Transactions</u>	<u>Concluded</u>	<u>Cont</u>
Adult						
Capias	CA	18	43	43	14	29
Felony	CF	14	22	22	13	9
Misdemeanor	CM	39	107	107	32	75
Family Abuse - Prot Order	FP	6	13	13	8	5
Motion - Prot Order	MP	4	5	5	3	2
Other	OT	1	1	1	1	-
Show Cause	SC	33	123	123	37	86
Civil Support	VS	39	85	85	46	39
Adult Total		154	399	399	154	245

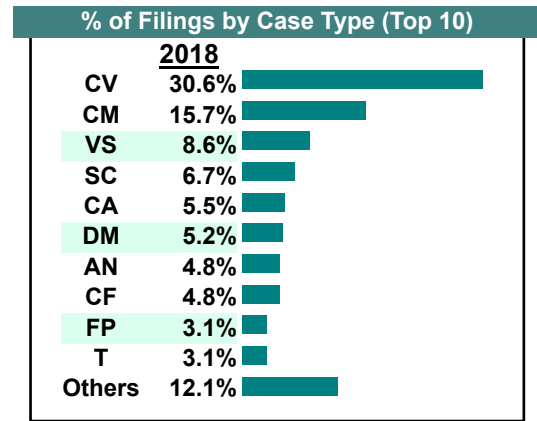
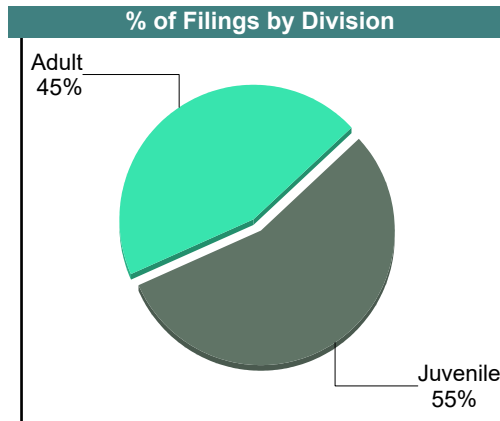

Juvenile						
Abuse or Neglect	AN	19	59	59	20	39
Custody Relief	CR	1	1	1	1	-
Child in Need of Services	CS	3	16	16	0	16
Custody Visitation	CV	87	191	191	119	72
Felony	DF	1	8	8	1	7
Misdemeanor	DM	17	83	85	17	68
Entrustment	ET	1	2	2	2	-
Foster Care Review	FC	3	3	3	3	-
Initial Foster Care	IF	3	4	4	4	-
Permanency	PH	5	7	7	7	-
Petition	PT	2	4	4	2	2
Show Cause	SC	1	1	1	0	1
Status	ST	1	22	22	12	10
Traffic	T	2	7	7	1	6
Term Parental Rights	TP	3	7	7	7	-
Truancy	TR	13	38	38	5	33
Juvenile Total		162	453	455	201	254

Franklin County Totals		316	852	854	355	499
-------------------------------	--	------------	------------	------------	------------	------------



July 2018

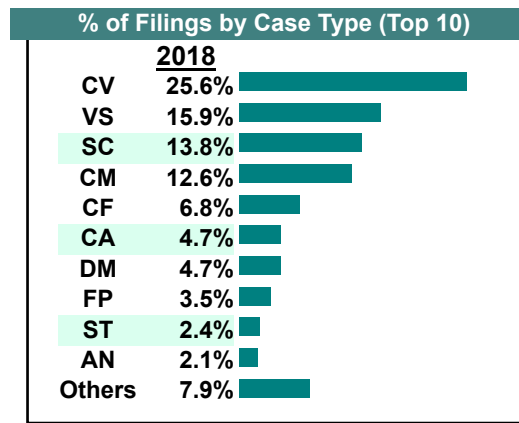
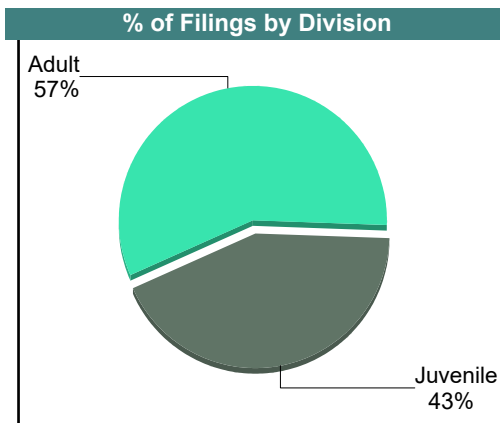

		<u>Filings</u>	<u>Hearings</u>	<u>Transactions</u>	<u>Concluded</u>	<u>Cont</u>
Adult						
Capias	CA	23	53	53	19	34
Felony	CF	20	58	58	26	32
Misdemeanor	CM	66	159	159	36	123
Family Abuse - Prot Order	FP	13	30	30	13	17
Other	OT	2	2	2	2	-
Show Cause	SC	28	97	97	31	66
Civil Support	VS	36	66	66	40	26
Adult Total		188	465	465	167	298
Juvenile						
Abuse or Neglect	AN	20	95	95	27	68
Capias	CA	0	1	1	0	1
Custody Relief	CR	2	2	2	1	1
Child in Need of Services	CS	8	36	36	4	32
Custody Visitation	CV	129	236	236	141	95
Felony	DF	4	14	14	1	13
Misdemeanor	DM	22	89	90	21	69
Foster Care Review	FC	4	4	4	4	-
Initial Foster Care	IF	5	7	7	7	-
Permanency	PH	5	5	5	3	2
Petition	PT	3	4	4	3	1
Remand Custody	RC	1	1	1	0	1
Remand Visitation	RV	1	1	1	0	1
Show Cause	SC	0	1	1	1	-
Status	ST	3	13	13	3	10
Traffic	T	13	17	19	11	8
Truancy	TR	12	22	22	1	21
Voluntary Continuing Services Agreement	VA	1	1	1	1	-
Juvenile Total		233	549	552	229	323
Franklin County Totals		421	1,014	1,017	396	621



CASELOAD STATISTICS OF THE JUVENILE & DOMESTIC RELATIONS COURTS

June 2018

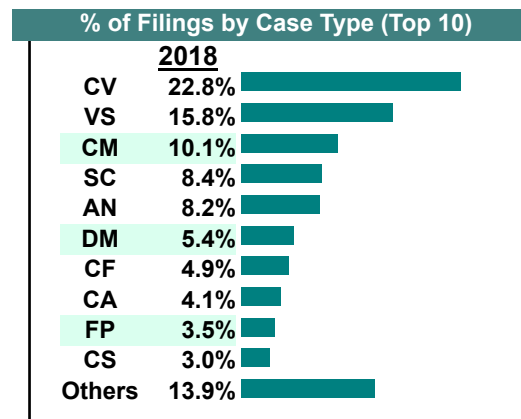
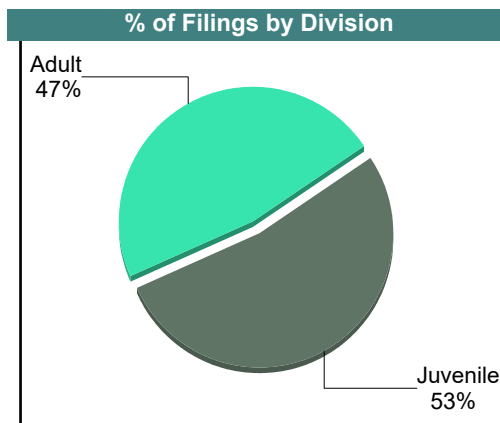

		<u>Filings</u>	<u>Hearings</u>	<u>Transactions</u>	<u>Concluded</u>	<u>Cont</u>
<u>Adult</u>						
Capias	CA	16	48	48	15	33
Felony	CF	23	35	35	16	19
Misdemeanor	CM	43	126	126	35	91
Family Abuse - Prot Order	FP	12	27	27	12	15
Motion - Prot Order	MP	1	1	1	1	-
Show Cause	SC	46	114	114	24	90
Civil Support	VS	54	82	82	37	45
Adult Total		195	433	433	140	293
<u>Juvenile</u>						
Abuse or Neglect	AN	7	57	57	9	48
Capias	CA	0	4	4	3	1
Custody Relief	CR	2	2	2	2	-
Child in Need of Services	CS	1	23	23	3	20
Custody Visitation	CV	87	191	191	99	92
Felony	DF	1	11	11	0	11
Misdemeanor	DM	16	109	109	23	86
Foster Care Review	FC	6	6	6	2	4
Initial Foster Care	IF	2	3	3	1	2
Motion - Prot Order	MP	1	2	2	1	1
Permanency	PH	3	5	5	3	2
Petition	PT	0	1	1	0	1
Show Cause	SC	1	1	1	0	1
Status	ST	8	27	27	8	19
Traffic	T	5	19	19	8	11
Term Parental Rights	TP	1	7	7	1	6
Truancy	TR	2	20	20	3	17
Voluntary Continuing Services Agreement	VA	2	2	2	2	-
Juvenile Total		145	490	490	168	322
Franklin County Totals		340	923	923	308	615



		<u>Filings</u>	<u>Hearings</u>	<u>Transactions</u>	<u>Concluded</u>	<u>Cont</u>
Adult						
Non-Family Abuse Prot Order	AP	0	1	1	1	-
Capias	CA	15	52	52	25	27
Felony	CF	18	28	29	18	11
Misdemeanor	CM	37	136	136	61	75
Family Abuse - Prot Order	FP	13	24	24	9	15
Motion - Prot Order	MP	2	2	2	2	-
Show Cause	SC	31	108	108	24	84
Civil Support	VS	58	93	93	41	52
Adult Total		174	444	445	181	264

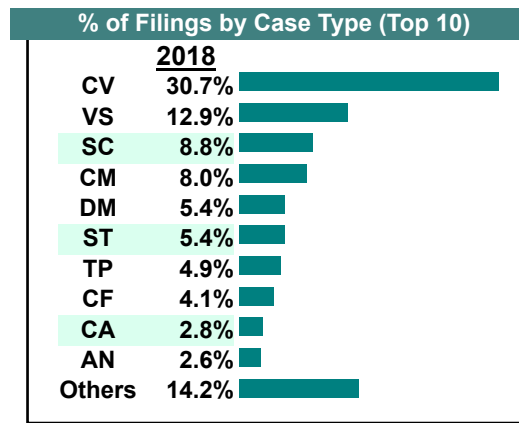
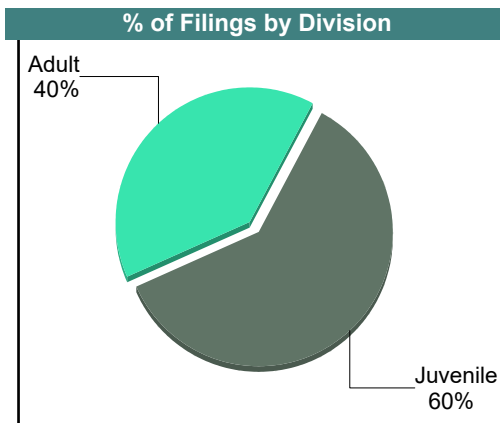

Juvenile						
Abuse or Neglect	AN	30	100	100	25	75
Non-Family Abuse Prot Order	AP	0	1	1	1	-
Child in Need of Services	CS	11	34	34	2	32
Custody Visitation	CV	84	175	175	73	102
Felony	DF	1	11	11	1	10
Misdemeanor	DM	20	116	116	22	94
Entrustment	ET	8	8	8	8	-
Foster Care Review	FC	9	10	10	10	-
Initial Foster Care	IF	2	2	2	2	-
Motion - Prot Order	MP	6	6	6	4	2
Permanency	PH	2	2	2	2	-
Petition	PT	3	3	3	0	3
Status	ST	2	25	25	11	14
Traffic	T	10	24	24	12	12
Term Parental Rights	TP	0	9	9	9	-
Truancy	TR	6	23	23	6	17
Juvenile Total		194	549	549	188	361

Franklin County Totals		368	993	994	369	625
-------------------------------	--	------------	------------	------------	------------	------------



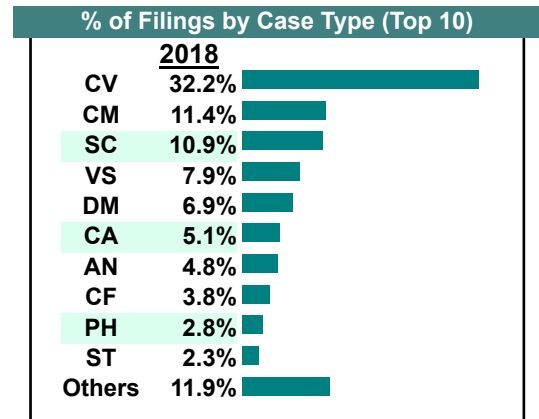
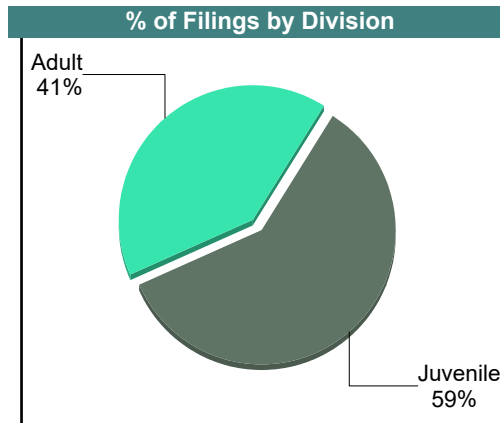

April 2018

		<u>Filings</u>	<u>Hearings</u>	<u>Transactions</u>	<u>Concluded</u>	<u>Cont</u>
<u>Adult</u>						
Capias	CA	11	34	34	11	23
Felony	CF	16	28	28	13	15
Misdemeanor	CM	31	84	84	31	53
Family Abuse - Prot Order	FP	5	11	11	5	6
Motion - Prot Order	MP	6	6	6	6	-
Show Cause	SC	34	107	107	15	92
SL/Other	SL	0	1	1	0	1
Civil Support	VS	50	75	75	45	30
Adult Total		153	346	346	126	220
<u>Juvenile</u>						
Abuse or Neglect	AN	10	53	53	25	28
Capias	CA	0	4	4	0	4
Custody Relief	CR	1	1	1	1	-
Child in Need of Services	CS	4	25	25	2	23
Custody Visitation	CV	119	224	224	97	127
Felony	DF	1	12	12	7	5
Misdemeanor	DM	21	100	100	26	74
Entrustment	ET	3	5	5	4	1
Foster Care Review	FC	4	4	4	3	1
Initial Foster Care	IF	5	9	9	8	1
Motion - Prot Order	MP	2	5	5	4	1
Permanency	PH	9	13	13	8	5
Petition	PT	1	1	1	0	1
Status	ST	21	36	36	7	29
Traffic	T	10	16	17	14	3
Term Parental Rights	TP	19	32	32	6	26
Truancy	TR	4	10	10	2	8
Juvenile Total		234	550	551	214	337
Franklin County Totals		387	896	897	340	557



March 2018

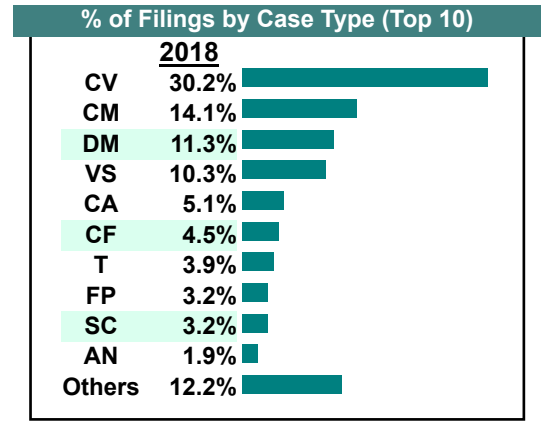
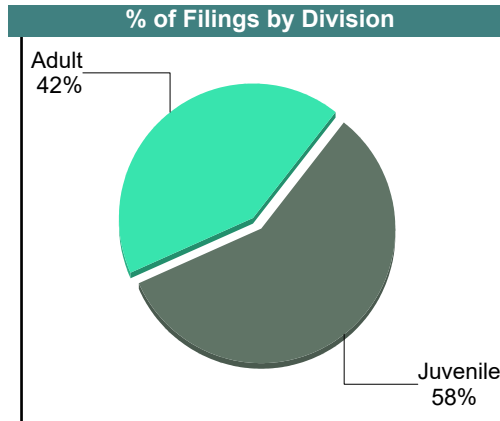

		<u>Filings</u>	<u>Hearings</u>	<u>Transactions</u>	<u>Concluded</u>	<u>Cont</u>
Adult						
Non-Family Abuse Prot Order	AP	0	2	2	1	1
Capias	CA	17	70	70	32	38
Felony	CF	15	26	26	18	8
Misdemeanor	CM	45	121	121	39	82
Family Abuse - Prot Order	FP	6	15	15	10	5
Motion - Prot Order	MP	2	2	2	2	-
Other	OT	1	1	1	1	-
Show Cause	SC	43	123	123	29	94
Civil Support	VS	31	67	67	36	31
Adult Total		160	427	427	168	259
Juvenile						
Abuse or Neglect	AN	19	83	83	26	57
Capias	CA	3	5	5	1	4
Child in Need of Services	CS	5	25	25	2	23
Custody Visitation	CV	127	254	254	128	126
Felony	DF	1	20	20	5	15
Misdemeanor	DM	27	118	118	24	94
Emancipation	EP	1	1	1	1	-
Entrustment	ET	3	3	3	1	2
Foster Care Review	FC	7	7	7	7	-
Initial Foster Care	IF	2	3	3	2	1
Permanency	PH	11	15	15	11	4
Status	ST	9	30	30	5	25
Traffic	T	9	21	21	14	7
Term Parental Rights	TP	3	5	5	3	2
Truancy	TR	6	23	23	1	22
Voluntary Continuing Services Agreement	VA	1	1	1	1	-
Juvenile Total		234	614	614	232	382
Franklin County Totals		394	1,041	1,041	400	641



		Filings	Hearings	Transactions	Concluded	Cont
Adult						
Non-Family Abuse Prot Order	AP	1	1	1	0	1
Capias	CA	16	53	53	14	39
Felony	CF	14	32	32	23	9
Misdemeanor	CM	44	137	137	40	97
Family Abuse - Prot Order	FP	10	24	24	10	14
Motion - Prot Order	MP	2	3	3	3	-
Remand Support	RS	2	2	2	2	-
Show Cause	SC	10	56	56	18	38
Civil Support	VS	32	59	59	33	26
Adult Total		131	367	367	143	224

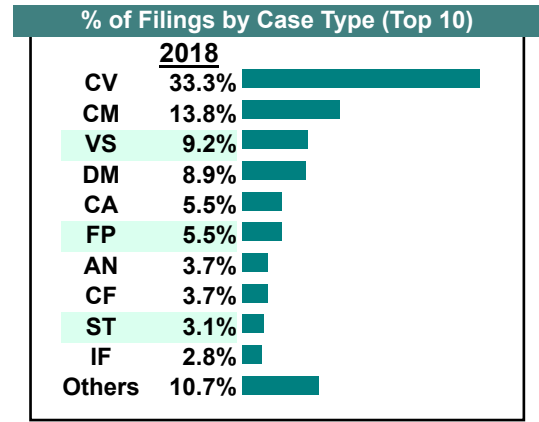
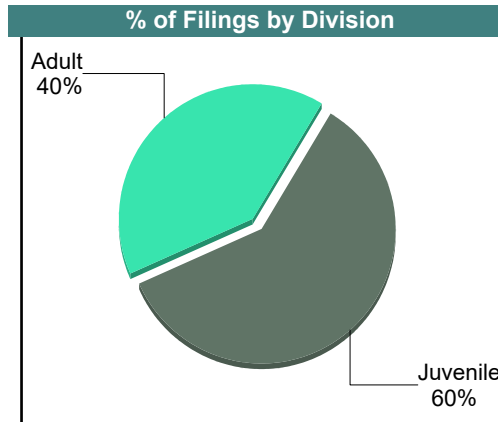

Juvenile						
Abuse or Neglect	AN	6	42	42	9	33
Non-Family Abuse Prot Order	AP	1	2	2	0	2
Capias	CA	0	1	1	0	1
Child in Need of Services	CS	3	30	30	4	26
Custody Visitation	CV	94	187	187	89	98
Felony	DF	1	9	9	0	9
Misdemeanor	DM	35	111	111	23	88
Initial Foster Care	IF	6	6	6	2	4
Permanency	PH	5	5	5	4	1
Remand Custody	RC	4	4	4	4	-
Remand Visitation	RV	4	4	4	4	-
Status	ST	6	14	14	5	9
Traffic	T	12	19	19	9	10
Term Parental Rights	TP	2	2	2	0	2
Truancy	TR	1	15	15	2	13
Juvenile Total		180	451	451	155	296

Franklin County Totals		311	818	818	298	520
-------------------------------	--	------------	------------	------------	------------	------------



January 2018

		Filings	Hearings	Transactions	Concluded	Cont
Adult						
Capias	CA	18	64	64	16	48
Felony	CF	12	31	31	8	23
Misdemeanor	CM	45	139	139	53	86
Family Abuse - Prot Order	FP	18	32	32	16	16
Motion - Prot Order	MP	1	1	1	0	1
Violation of PO	PV	1	1	1	1	-
Show Cause	SC	6	73	73	30	43
SL/Other	SL	1	1	1	1	-
Civil Support	VS	30	62	62	36	26
Adult Total		132	404	404	161	243
Juvenile						
Abuse or Neglect	AN	12	95	95	20	75
Custody Relief	CR	0	1	1	1	-
Child in Need of Services	CS	5	23	23	5	18
Custody Visitation	CV	109	249	249	105	144
Felony	DF	1	11	11	1	10
Misdemeanor	DM	29	112	112	37	75
Foster Care Review	FC	8	8	8	8	-
Initial Foster Care	IF	9	9	9	9	-
Motion - Prot Order	MP	1	1	1	0	1
Permanency	PH	3	3	3	3	-
Status	ST	10	25	25	4	21
Traffic	T	8	17	17	9	8
Truancy	TR	0	10	10	4	6
Juvenile Total		195	564	564	206	358
Franklin County Totals		327	968	968	367	601



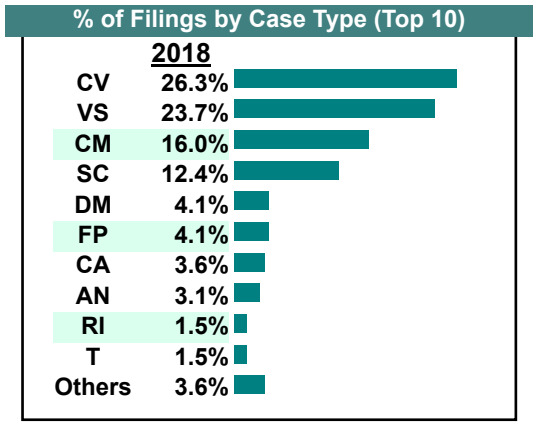
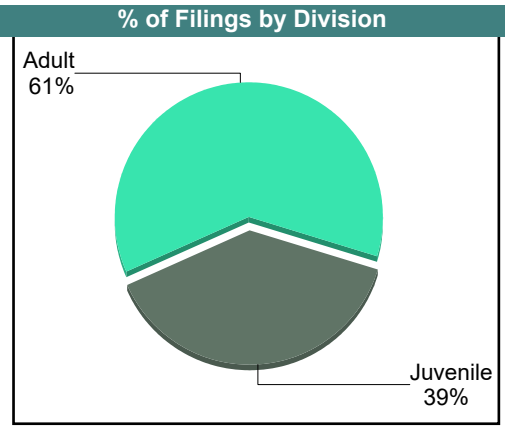
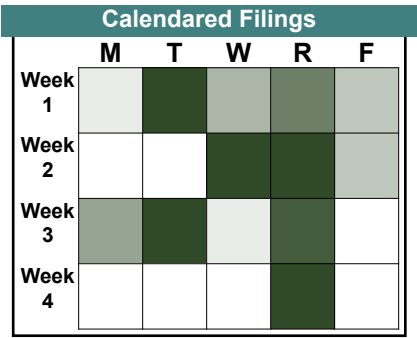
CASELOAD STATISTICS OF THE JUVENILE & DOMESTIC RELATIONS COURTS

Pittsylvania

District: 22

December 2018

		Filings	Hearings	Transactions	Concluded	Cont
Adult						
Capias	CA	7	21	21	8	12
Felony	CF	1	13	13	7	6
Misdemeanor	CM	31	80	80	33	44
Family Abuse - Prot Order	FP	8	23	23	11	11
Motion - Prot Order	MP	0	1	1	1	-
Remand Support	RS	1	1	1	0	1
Show Cause	SC	24	48	48	15	22
SL/Other	SL	1	1	1	0	1
Civil Support	VS	46	79	79	39	28
Adult Total		119	267	267	114	125
Juvenile						
Abuse or Neglect	AN	6	16	16	7	8
Child in Need of Services	CS	0	2	2	0	2
Custody Visitation	CV	51	186	186	64	103
Felony	DF	0	12	12	4	8
Misdemeanor	DM	8	47	47	13	33
Foster Care Review	FC	1	1	1	0	1
Initial Foster Care	IF	2	3	3	2	-
Petition	PT	1	4	4	2	2
Child at Risk	RI	3	11	11	3	8
Status	ST	0	9	9	2	7
Traffic	T	3	7	7	4	3
Term Parental Rights	TP	0	4	4	0	-
Truancy	TR	0	1	1	0	1
Voluntary Continuing Services Agreement	VA	0	1	1	0	1
Juvenile Total		75	304	304	101	177
Pittsylvania Totals		194	571	571	215	302



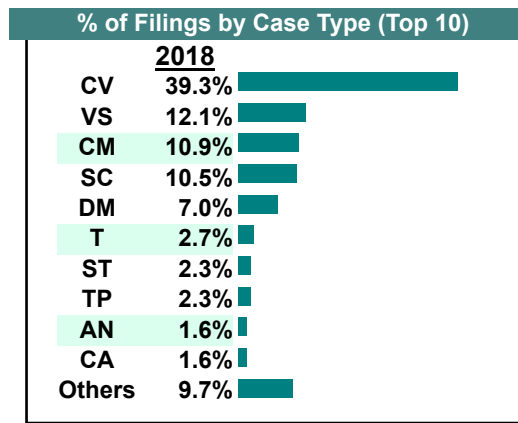
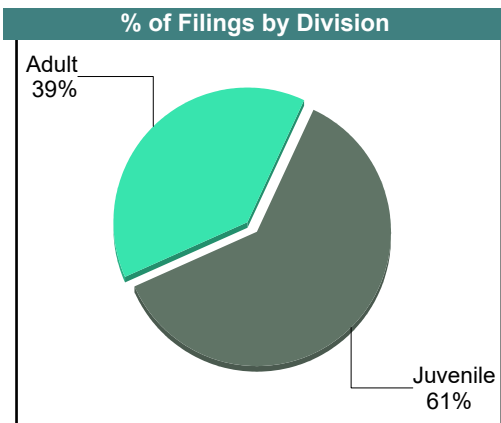

CASELOAD STATISTICS OF THE JUVENILE & DOMESTIC RELATIONS COURTS

Pittsylvania

District: 22

November 2018

		<u>Filings</u>	<u>Hearings</u>	<u>Transactions</u>	<u>Concluded</u>	<u>Cont</u>
Adult						
Non-Family Abuse Prot Order	AP	0	4	4	2	2
Capias	CA	4	15	15	7	8
Felony	CF	4	10	10	2	8
Misdemeanor	CM	28	69	69	25	42
Crim Support	CS	0	1	1	1	-
Family Abuse - Prot Order	FP	3	16	16	6	10
Motion - Prot Order	MP	2	2	2	1	1
Show Cause	SC	27	63	63	22	41
Civil Support	VS	31	63	63	29	34
Adult Total		99	243	243	95	146
Juvenile						
Abuse or Neglect	AN	4	24	24	12	12
Non-Family Abuse Prot Order	AP	1	1	1	1	-
Child in Need of Services	CS	0	4	4	1	3
Custody Visitation	CV	101	235	235	79	156
Felony	DF	0	8	8	3	5
Misdemeanor	DM	18	30	30	5	25
Foster Care Review	FC	3	3	3	2	1
Initial Foster Care	IF	2	2	2	1	1
Permanency	PH	4	4	4	4	-
Petition	PT	4	4	4	0	4
Child at Risk	RI	2	7	7	1	6
Show Cause	SC	0	1	1	0	-
Status	ST	6	11	11	1	10
Traffic	T	7	12	13	9	3
Term Parental Rights	TP	6	6	6	0	6
Truancy	TR	0	1	1	0	1
Juvenile Total		158	353	354	119	233
Pittsylvania Totals		257	596	597	214	379



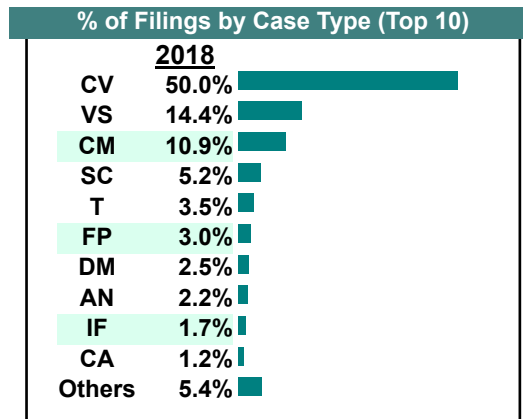
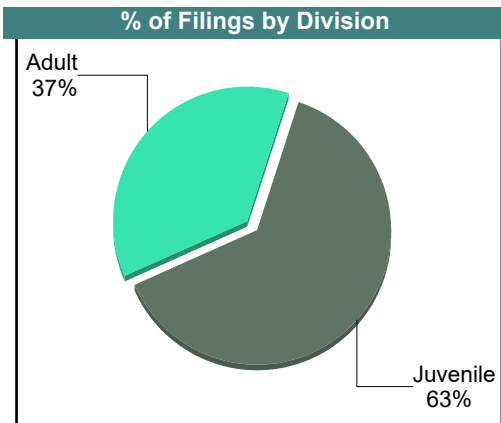

CASELOAD STATISTICS OF THE JUVENILE & DOMESTIC RELATIONS COURTS

October 2018

Pittsylvania

District: 22

		<u>Filings</u>	<u>Hearings</u>	<u>Transactions</u>	<u>Concluded</u>	<u>Cont</u>
Adult						
Non-Family Abuse Prot Order	AP	2	5	5	0	5
Capias	CA	5	12	12	3	9
Felony	CF	4	23	23	13	10
Misdemeanor	CM	44	119	119	56	58
Crim Support	CS	1	1	1	0	1
Family Abuse - Prot Order	FP	12	19	19	6	13
Motion - Prot Order	MP	1	1	1	1	-
Show Cause	SC	21	48	48	21	26
Civil Support	VS	58	99	99	53	46
Adult Total		148	327	327	153	168
Juvenile						
Abuse or Neglect	AN	9	32	32	7	25
Child in Need of Services	CS	1	9	9	1	8
Custody Visitation	CV	202	380	380	213	163
Felony	DF	1	13	13	1	12
Misdemeanor	DM	10	27	27	8	19
Foster Care Review	FC	3	3	3	3	-
Initial Foster Care	IF	7	7	7	6	1
Motion - Prot Order	MP	0	2	2	2	-
Permanency	PH	5	5	5	4	1
Petition	PT	4	4	4	3	1
Child at Risk	RI	0	1	1	1	-
Show Cause	SC	0	1	1	0	1
Status	ST	0	5	5	1	4
Traffic	T	14	13	17	12	5
Term Parental Rights	TP	0	4	4	4	-
Truancy	TR	0	3	3	0	3
Voluntary Continuing Services Agreement	VA	0	2	2	0	2
Juvenile Total		256	511	515	266	245
Pittsylvania Totals		404	838	842	419	413



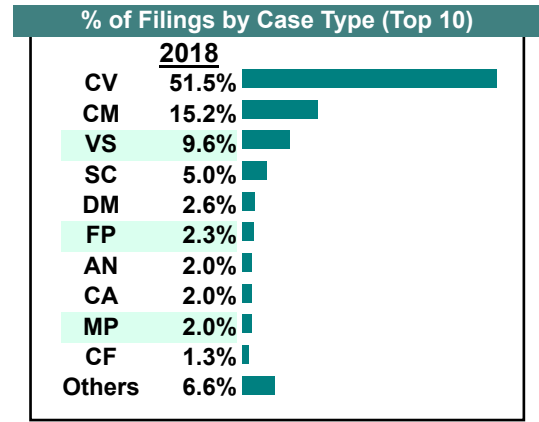
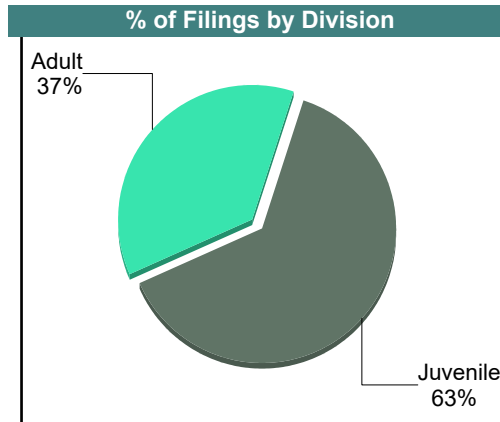
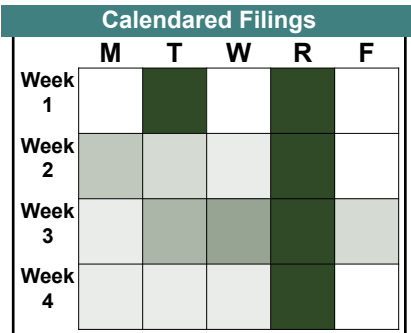
CASELOAD STATISTICS OF THE JUVENILE & DOMESTIC RELATIONS COURTS

September 2018

Pittsylvania

District: 22

		Filings	Hearings	Transactions	Concluded	Cont
Adult						
Capias	CA	6	21	21	8	12
Felony	CF	4	12	12	4	8
Misdemeanor	CM	46	128	128	61	63
Family Abuse - Prot Order	FP	7	22	22	12	10
Motion - Prot Order	MP	4	4	4	4	-
Show Cause	SC	15	62	62	28	33
Civil Support	VS	29	67	67	41	26
Adult Total		111	316	316	158	152
Juvenile						
Abuse or Neglect	AN	6	51	51	22	29
Non-Family Abuse Prot Order	AP	0	1	1	1	-
Capias	CA	0	1	1	1	-
Child in Need of Services	CS	2	5	5	1	4
Custody Visitation	CV	156	252	252	121	117
Felony	DF	1	7	7	1	6
Misdemeanor	DM	8	18	18	8	10
Foster Care Review	FC	4	4	4	4	-
Motion - Prot Order	MP	2	2	2	0	2
Petition	PT	1	2	2	2	-
Child at Risk	RI	3	8	8	2	6
Status	ST	2	7	7	2	5
Traffic	T	4	9	9	6	3
Term Parental Rights	TP	2	9	9	2	7
Truancy	TR	1	3	3	0	3
Juvenile Total		192	379	379	173	192
Pittsylvania Totals		303	695	695	331	344



CASELOAD STATISTICS OF THE JUVENILE & DOMESTIC RELATIONS COURTS

Pittsylvania

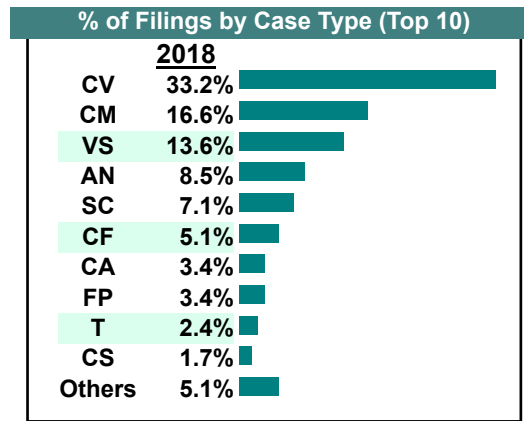
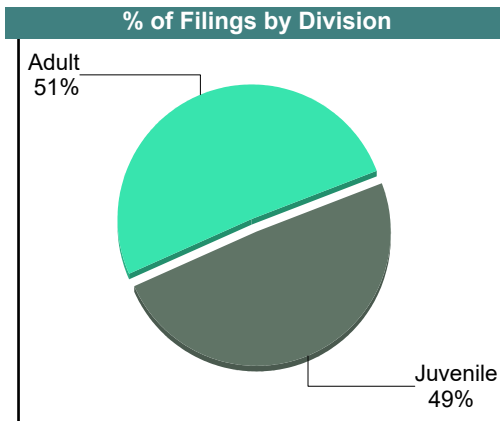

District: 22

August 2018

		<u>Filings</u>	<u>Hearings</u>	<u>Transactions</u>	<u>Concluded</u>	<u>Cont</u>
<u>Adult</u>						
Non-Family Abuse Prot Order	AP	1	2	2	1	1
Bond Forfeiture	BF	0	1	1	1	-
Capias	CA	10	18	18	5	13
Felony	CF	15	28	28	3	25
Misdemeanor	CM	49	136	136	56	80
Family Abuse - Prot Order	FP	10	27	27	9	18
Motion - Prot Order	MP	3	3	3	3	-
Show Cause	SC	21	71	71	39	24
SL/Other	SL	1	1	1	1	-
Civil Support	VS	40	71	71	35	36
Adult Total		150	358	358	153	197

<u>Juvenile</u>						
Abuse or Neglect	AN	25	61	61	4	57
Non-Family Abuse Prot Order	AP	1	2	2	0	2
Child in Need of Services	CS	5	8	8	1	7
Custody Visitation	CV	98	204	204	109	95
Felony	DF	0	10	10	1	8
Misdemeanor	DM	3	32	32	17	15
Initial Foster Care	IF	1	1	1	0	1
Petition	PT	1	1	1	1	-
Child at Risk	RI	1	4	4	1	3
Show Cause	SC	0	1	1	0	1
Status	ST	0	6	6	2	4
Traffic	T	7	22	24	13	11
Truancy	TR	1	3	3	0	3
Voluntary Continuing Services Agreement	VA	2	4	4	1	3
Juvenile Total		145	359	361	150	210

Pittsylvania Totals		295	717	719	303	407
----------------------------	--	------------	------------	------------	------------	------------



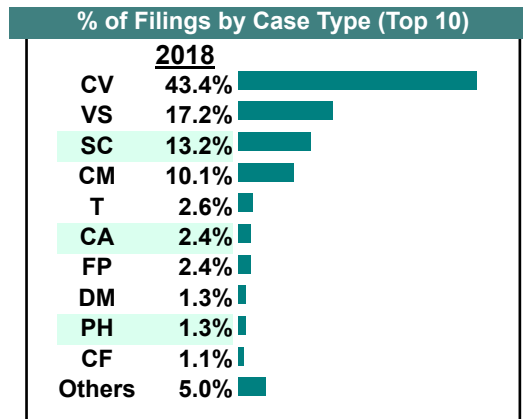
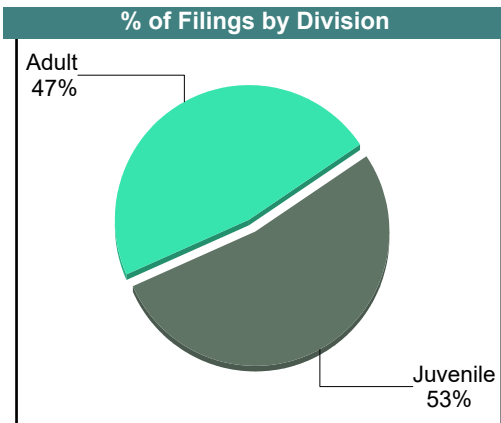

CASELOAD STATISTICS OF THE JUVENILE & DOMESTIC RELATIONS COURTS

Pittsylvania

District: 22

July 2018

		<u>Filings</u>	<u>Hearings</u>	<u>Transactions</u>	<u>Concluded</u>	<u>Cont</u>
<u>Adult</u>						
Bond Forfeiture	BF	1	1	1	0	1
Capias	CA	9	32	32	14	18
Felony	CF	4	16	16	8	8
Misdemeanor	CM	38	97	97	33	63
Family Abuse - Prot Order	FP	9	23	23	14	9
Motion - Prot Order	MP	1	1	1	1	-
Remand Support	RS	1	1	1	1	-
Show Cause	SC	50	115	115	48	66
SL/Other	SL	1	1	1	1	-
Civil Support	VS	65	126	126	76	49
Adult Total		179	413	413	196	214
<u>Juvenile</u>						
Abuse or Neglect	AN	3	27	27	16	11
Child in Need of Services	CS	1	3	3	1	2
Custody Visitation	CV	164	331	331	194	130
Felony	DF	1	12	12	0	11
Misdemeanor	DM	5	27	27	10	15
Initial Foster Care	IF	1	1	1	1	-
Motion - Prot Order	MP	1	1	1	1	-
Permanency	PH	5	5	5	5	-
Petition	PT	2	3	3	1	2
Child at Risk	RI	1	1	1	1	-
Show Cause	SC	0	1	1	0	1
Status	ST	1	10	10	5	5
Traffic	T	10	15	16	8	8
Term Parental Rights	TP	4	5	5	1	4
Truancy	TR	0	1	1	0	1
Voluntary Continuing Services Agreement	VA	0	1	1	0	1
Juvenile Total		199	444	445	244	191
Pittsylvania Totals		378	857	858	440	405



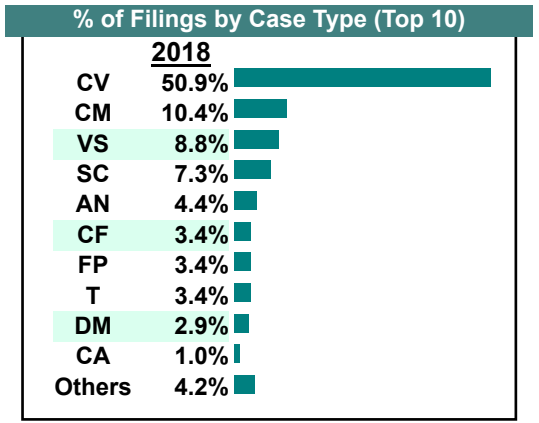
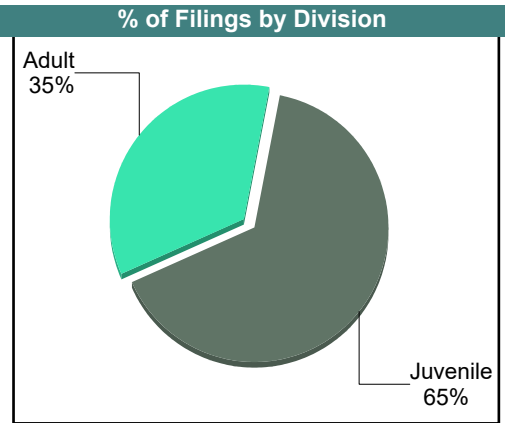
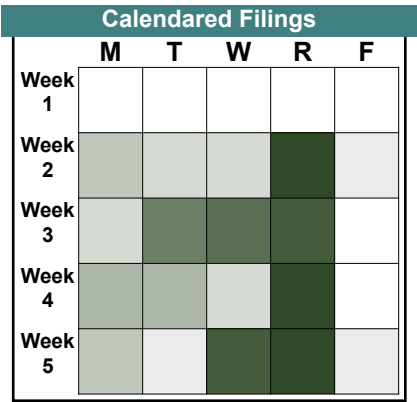
CASELOAD STATISTICS OF THE JUVENILE & DOMESTIC RELATIONS COURTS

June 2018

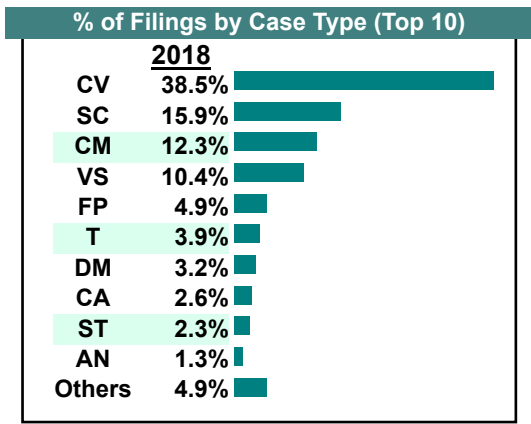
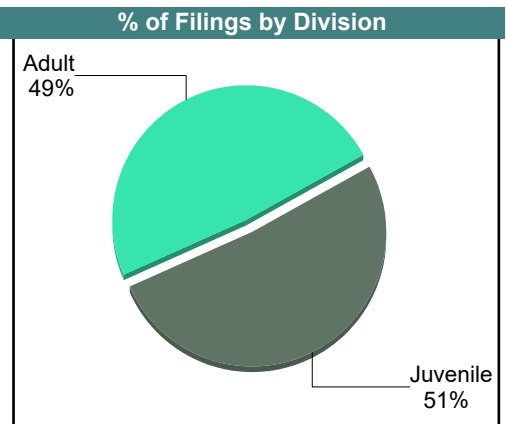

Pittsylvania

District: 22

		Filings	Hearings	Transactions	Concluded	Cont
Adult						
Non-Family Abuse Prot Order	AP	0	2	2	1	1
Capias	CA	4	26	26	12	14
Felony	CF	13	24	24	4	20
Misdemeanor	CM	40	116	116	34	79
Family Abuse - Prot Order	FP	13	30	30	11	19
Motion - Prot Order	MP	1	1	1	1	-
Other	OT	1	1	1	1	-
Remand Support	RS	1	1	1	0	-
Show Cause	SC	27	88	88	41	43
Civil Support	VS	34	76	76	46	28
Adult Total		134	365	365	151	204
Juvenile						
Abuse or Neglect	AN	17	43	43	5	38
Child in Need of Services	CS	1	2	2	0	2
Custody Visitation	CV	196	323	323	175	145
Felony	DF	2	13	13	1	12
Misdemeanor	DM	11	40	40	15	25
Foster Care Review	FC	1	1	1	1	-
Motion - Prot Order	MP	1	1	1	1	-
Permanency	PH	3	3	3	3	-
Child at Risk	RI	0	1	1	0	1
Show Cause	SC	1	1	1	0	1
Status	ST	4	13	13	3	10
Traffic	T	13	17	19	10	8
Truancy	TR	1	1	1	0	1
Voluntary Continuing Services Agreement	VA	0	1	1	0	1
Juvenile Total		251	460	462	214	244
Pittsylvania Totals		385	825	827	365	448



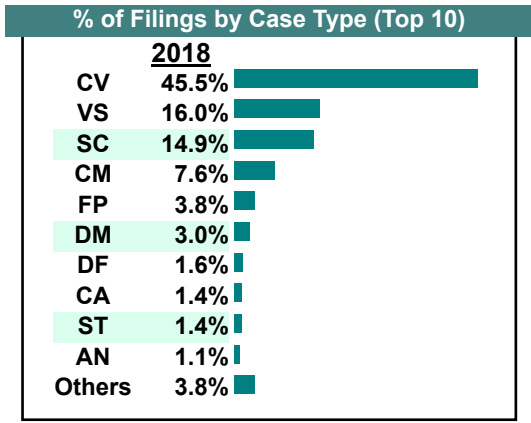
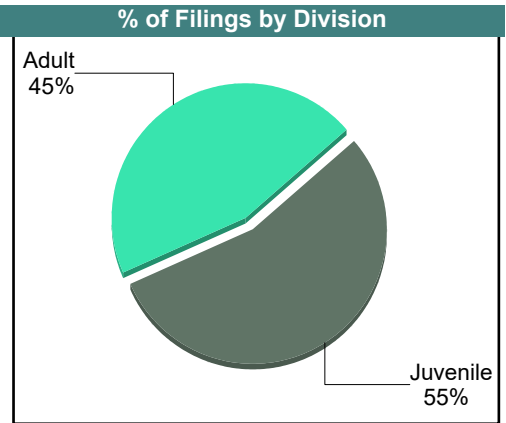

		Filings	Hearings	Transactions	Concluded	Cont
Adult						
Non-Family Abuse Prot Order	AP	1	1	1	0	1
Capias	CA	8	17	17	3	14
Felony	CF	3	11	11	5	6
Misdemeanor	CM	38	114	115	37	75
Crim Support	CS	1	1	1	1	-
Family Abuse - Prot Order	FP	15	37	37	17	20
Motion - Prot Order	MP	2	2	2	2	-
Show Cause	SC	49	103	103	41	61
SL/Other	SL	1	1	1	1	-
Civil Support	VS	32	76	76	28	47
Adult Total		150	363	364	135	224
Juvenile						
Abuse or Neglect	AN	4	10	10	3	7
Child in Need of Services	CS	0	1	1	0	1
Custody Visitation	CV	119	229	229	123	106
Felony	DF	1	18	18	3	15
Misdemeanor	DM	10	62	62	17	42
Foster Care Review	FC	2	2	2	0	-
Initial Foster Care	IF	2	2	2	2	-
Permanency	PH	1	1	1	1	-
Child at Risk	RI	0	4	4	3	1
Status	ST	7	25	25	10	15
Traffic	T	12	17	18	5	10
Voluntary Continuing Services Agreement	VA	1	1	1	1	-
Juvenile Total		159	372	373	168	197
Pittsylvania Totals		309	735	737	303	421



		<u>Filings</u>	<u>Hearings</u>	<u>Transactions</u>	<u>Concluded</u>	<u>Cont</u>
Adult						
Bond Forfeiture	BF	1	1	1	1	-
Capias	CA	5	9	9	1	8
Felony	CF	3	14	14	4	10
Misdemeanor	CM	28	102	102	30	69
Family Abuse - Prot Order	FP	14	28	28	8	20
Motion - Prot Order	MP	2	2	2	2	-
Remand Support	RS	1	1	1	0	-
Show Cause	SC	54	97	97	33	64
Civil Support	VS	59	90	90	41	49
Adult Total		167	344	344	120	220

Juvenile						
Abuse or Neglect	AN	4	22	22	5	17
Custody Visitation	CV	168	265	265	130	133
Felony	DF	6	30	30	3	27
Misdemeanor	DM	11	35	35	7	26
Foster Care Review	FC	2	2	2	2	-
Motion - Prot Order	MP	1	1	1	1	-
Remand Custody	RC	1	1	1	1	-
Child at Risk	RI	1	10	10	5	5
Remand Visitation	RV	1	1	1	1	-
Show Cause	SC	1	1	1	1	-
Status	ST	5	12	12	2	10
Traffic	T	1	15	15	10	2
Term Parental Rights	TP	0	4	4	3	1
Voluntary Continuing Services Agreement	VA	0	1	1	0	1
Juvenile Total		202	400	400	171	222

Pittsylvania Totals		369	744	744	291	442
----------------------------	--	------------	------------	------------	------------	------------



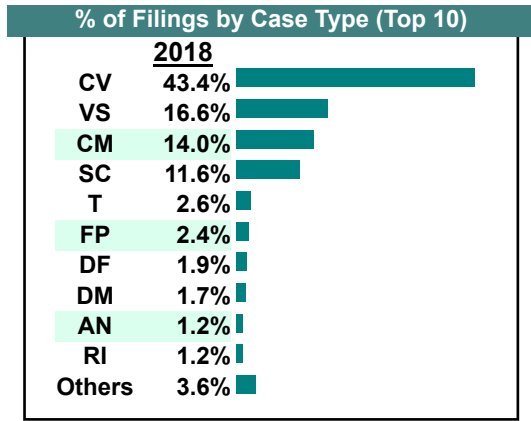
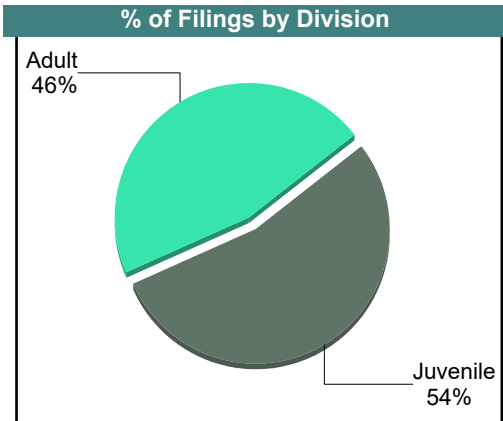

CASELOAD STATISTICS OF THE JUVENILE & DOMESTIC RELATIONS COURTS

Pittsylvania

District: 22

March 2018

		<u>Filings</u>	<u>Hearings</u>	<u>Transactions</u>	<u>Concluded</u>	<u>Cont</u>
Adult						
Capias	CA	3	11	11	5	5
Felony	CF	4	17	17	9	8
Misdemeanor	CM	59	130	130	47	82
Family Abuse - Prot Order	FP	10	22	22	10	11
Show Cause	SC	49	97	97	39	48
Civil Support	VS	70	103	103	58	45
Adult Total		195	380	380	168	199
Juvenile						
Abuse or Neglect	AN	5	14	14	1	13
Child in Need of Services	CS	0	1	1	0	1
Custody Visitation	CV	183	257	257	125	130
Felony	DF	8	36	36	12	22
Misdemeanor	DM	7	43	43	11	32
Foster Care Review	FC	1	1	1	1	-
Initial Foster Care	IF	1	1	1	1	-
Permanency	PH	1	1	1	1	-
Child at Risk	RI	5	13	13	1	12
Status	ST	4	17	17	1	16
Traffic	T	11	11	14	9	5
Voluntary Continuing Services Agreement	VA	1	1	1	0	1
Juvenile Total		227	396	399	163	232
Pittsylvania Totals		422	776	779	331	431



CASELOAD STATISTICS OF THE JUVENILE & DOMESTIC RELATIONS COURTS

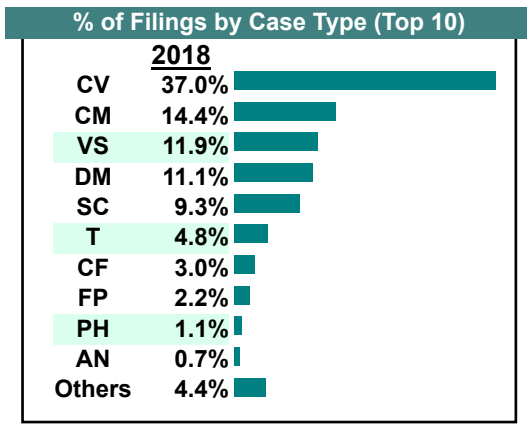
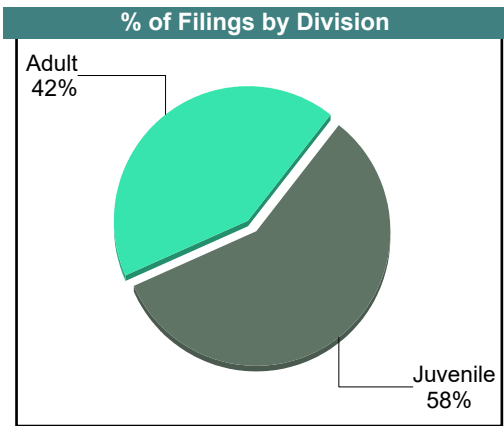
Pittsylvania

District: 22

February 2018

		<u>Filings</u>	<u>Hearings</u>	<u>Transactions</u>	<u>Concluded</u>	<u>Cont</u>
<u>Adult</u>						
Capias	CA	1	10	10	7	3
Felony	CF	8	26	26	9	16
Misdemeanor	CM	39	119	119	34	85
Family Abuse - Prot Order	FP	6	15	15	7	8
Motion - Prot Order	MP	2	3	3	3	-
Remand Support	RS	1	1	1	1	-
Show Cause	SC	25	54	54	23	22
Civil Support	VS	32	64	64	33	31
Adult Total		114	292	292	117	165
<u>Juvenile</u>						
Abuse or Neglect	AN	2	15	15	5	10
Child in Need of Services	CS	0	1	1	0	1
Custody Visitation	CV	100	242	242	129	112
Felony	DF	1	28	28	6	22
Misdemeanor	DM	30	66	66	6	60
Foster Care Review	FC	1	1	1	1	-
Initial Foster Care	IF	0	2	2	2	-
Permanency	PH	3	3	3	3	-
Remand Custody	RC	1	1	1	1	-
Child at Risk	RI	2	8	8	2	5
Remand Visitation	RV	1	1	1	1	-
Status	ST	2	7	7	2	5
Traffic	T	13	17	17	8	9
Term Parental Rights	TP	0	1	1	1	-
Juvenile Total		156	393	393	167	224
Pittsylvania Totals		270	685	685	284	389

Calendared Filings					
	M	T	W	R	F
Week 1					
Week 2					
Week 3					
Week 4					
Week 5					



CASELOAD STATISTICS OF THE JUVENILE & DOMESTIC RELATIONS COURTS

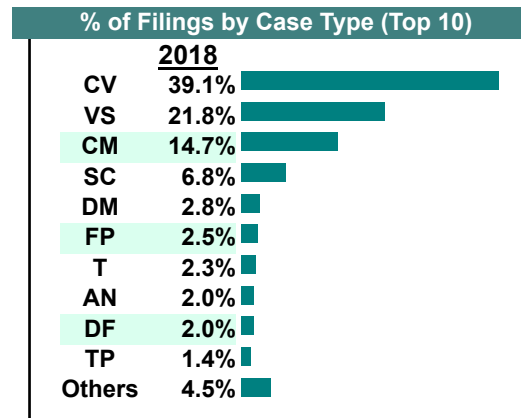
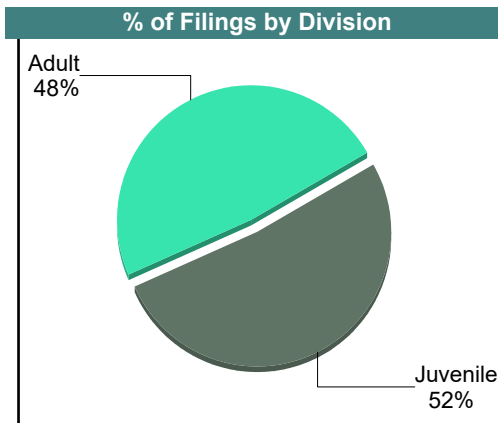
January 2018

Pittsylvania

District: 22

		<u>Filings</u>	<u>Hearings</u>	<u>Transactions</u>	<u>Concluded</u>	<u>Cont</u>
<u>Adult</u>						
Capias	CA	4	17	17	3	13
Felony	CF	3	15	15	4	11
Misdemeanor	CM	52	119	119	34	83
Family Abuse - Prot Order	FP	9	19	19	6	13
Motion - Prot Order	MP	2	3	3	1	2
Show Cause	SC	24	84	84	34	38
Civil Support	VS	77	100	100	60	33
Adult Total		171	357	357	142	193
<u>Juvenile</u>						
Abuse or Neglect	AN	7	15	15	3	12
Child in Need of Services	CS	1	1	1	0	1
Custody Visitation	CV	138	247	247	113	134
Felony	DF	7	53	53	7	46
Misdemeanor	DM	10	49	49	13	35
Permanency	PH	0	1	1	1	-
Child at Risk	RI	2	6	6	3	3
Status	ST	3	11	11	4	7
Traffic	T	8	16	18	8	9
Term Parental Rights	TP	5	5	5	0	5
Truancy	TR	0	1	1	1	-
Voluntary Continuing Services Agreement	VA	1	1	1	0	1
Juvenile Total		182	406	408	153	253
Pittsylvania Totals		353	763	765	295	446

Calendared Filings					
	M	T	W	R	F
Week 1					
Week 2					
Week 3					
Week 4					
Week 5					



Filings by Court & Division

	<u>Danville</u>		<u>Franklin County</u>		<u>Pittsylvania</u>		<u>Total</u>
A Civil Support	491	31%	525	33%	573	36%	1,589
Adult Misdemeanor	511	34%	480	32%	492	33%	1,483
Show Cause	716	51%	304	22%	386	27%	1,406
Capias	390	61%	183	29%	66	10%	639
Adult Felony	101	28%	200	54%	66	18%	367
Family Abuse - Prot Ord	125	35%	115	32%	116	33%	356
Motion - Prot Order	2	5%	21	49%	20	47%	43
Non-Family Abuse Prot	4	40%	2	20%	4	40%	10
Remand Support	-	0%	4	44%	5	56%	9
SL/Other	-	0%	3	43%	4	57%	7
Violation of PO	2	33%	4	67%	-	0%	6
Other	-	0%	4	80%	1	20%	5
Bond Forfeiture	1	25%	1	25%	2	50%	4
Criminal Support	-	0%	-	0%	2	100%	2
Protective Order	1	100%	-	0%	-	0%	1
Total	2,344	40%	1,846	31%	1,737	29%	5,927
J Custody Visitation	692	19%	1,285	35%	1,676	46%	3,653
Delinquency	297	39%	306	40%	159	21%	762
Abuse or Neglect	4	2%	160	63%	92	36%	256
Traffic	35	15%	100	42%	103	43%	238
Status Offense/Other	86	46%	69	37%	34	18%	189
Permanency	52	37%	67	48%	22	16%	141
Truancy	59	53%	49	44%	3	3%	111
Foster Care Review	32	30%	56	53%	18	17%	106
Initial Foster Care	23	26%	50	56%	16	18%	89
Child in Need of Service	8	9%	66	78%	11	13%	85
Term Parental Rights	2	3%	58	75%	17	22%	77
Paternity	23	45%	15	29%	13	25%	51
Entrustment	3	9%	30	91%	-	0%	33
Motion - Prot Order	1	3%	24	80%	5	17%	30
Child at Risk	-	0%	-	0%	20	100%	20
Voluntary Continuing Se	5	33%	5	33%	5	33%	15
Custody Relief	3	33%	6	67%	-	0%	9
Remand Custody	-	0%	5	71%	2	29%	7
Remand Visitation	-	0%	5	71%	2	29%	7
Non-Family Abuse Prot	-	0%	2	50%	2	50%	4
Show Cause	-	0%	2	50%	2	50%	4
Capias	-	0%	3	100%	-	0%	3
Family Abuse - Prot Ord	2	100%	-	0%	-	0%	2
Emancipation	-	0%	1	100%	-	0%	1
Total	1,327	23%	2,364	40%	2,202	37%	5,893
Total	3,671	31%	4,210	36%	3,939	33%	11,820

CASELOAD STATISTICS OF THE JUVENILE & DOMESTIC RELATIONS COURTS

December 2018

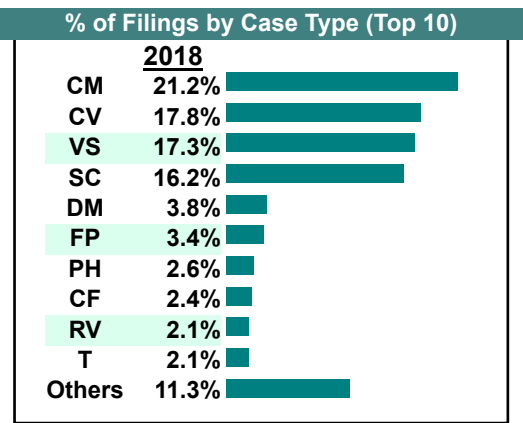
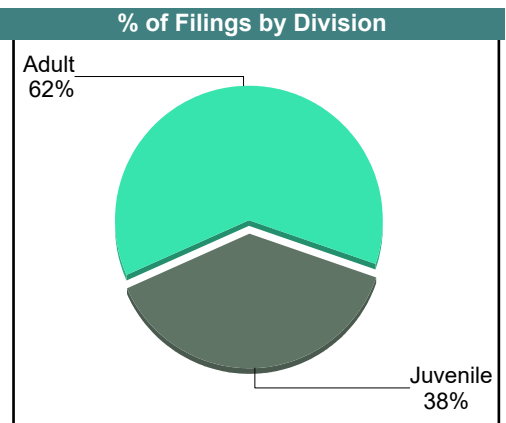
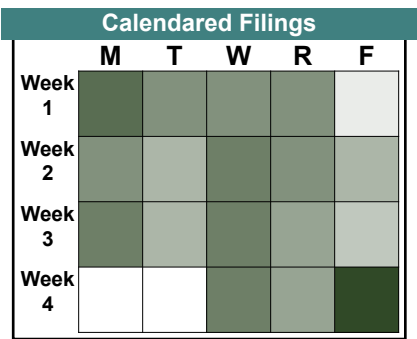
Roanoke

District: 23

		Filings	Hearings	Transactions	Concluded	Cont
Adult						
Non-Family Abuse Prot Order	AP	1	1	1	1	-
Bond Forfeiture	BF	1	1	1	1	-
Capias	CA	0	2	2	1	-
Felony	CF	14	51	51	23	27
Misdemeanor	CM	124	336	336	136	195
Family Abuse - Prot Order	FP	20	40	40	20	20
Motion - Prot Order	MP	2	2	2	2	-
Other	OT	1	1	1	1	-
Violation of PO	PV	2	2	2	2	-
Remand Support	RS	2	2	2	2	-
Show Cause	SC	95	217	217	58	157
Civil Support	VS	101	130	130	70	60
Adult Total		363	785	785	317	459

Juvenile						
Abuse or Neglect	AN	8	43	43	20	23
Capias	CA	0	4	4	1	3
Child in Need of Services	CS	0	1	1	0	1
Custody Visitation	CV	104	259	259	124	135
Felony	DF	2	28	28	6	20
Misdemeanor	DM	22	88	88	30	56
Emancipation	EP	1	1	1	1	-
Foster Care Review	FC	7	8	8	7	-
Initial Foster Care	IF	9	9	9	9	-
Motion - Prot Order	MP	0	2	2	2	-
Permanency	PH	15	19	19	18	1
Petition	PT	7	9	9	4	5
Remand Custody	RC	10	10	10	8	-
Remand Visitation	RV	12	12	12	12	-
Status	ST	3	19	19	8	10
Traffic	T	12	12	12	5	7
Term Parental Rights	TP	4	6	6	2	4
Truancy	TR	3	14	14	3	10
Voluntary Continuing Services Agreement	VA	3	3	3	3	-
Juvenile Total		222	547	547	263	275

Roanoke Totals		585	1,332	1,332	580	734
-----------------------	--	------------	--------------	--------------	------------	------------



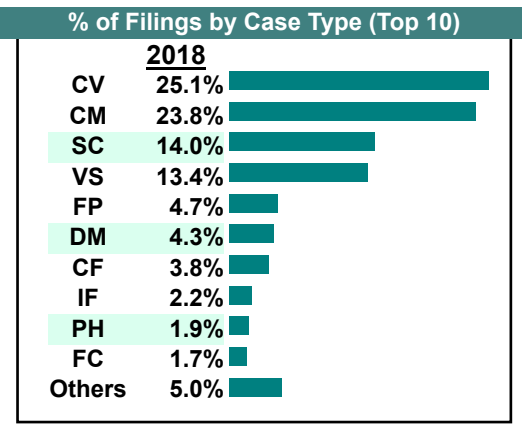
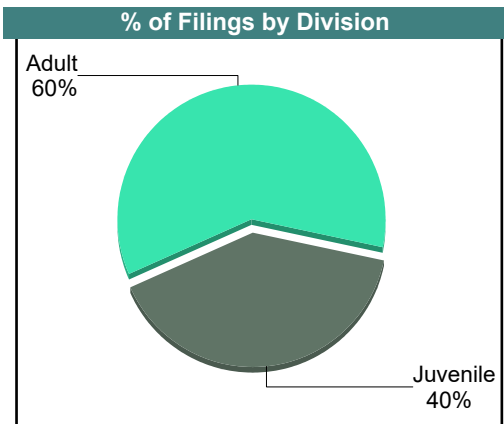

CASELOAD STATISTICS OF THE JUVENILE & DOMESTIC RELATIONS COURTS

November 2018

Roanoke

District: 23

		<u>Filings</u>	<u>Hearings</u>	<u>Transactions</u>	<u>Concluded</u>	<u>Cont</u>
Adult						
Non-Family Abuse Prot Order	AP	0	4	4	3	1
Capias	CA	1	6	6	5	1
Felony	CF	24	67	67	23	44
Misdemeanor	CM	151	404	404	156	248
Family Abuse - Prot Order	FP	30	79	79	47	32
Motion - Prot Order	MP	0	1	1	1	-
Remand Support	RS	1	1	1	1	-
Show Cause	SC	89	214	214	71	142
Civil Support	VS	85	111	111	70	41
Adult Total		381	887	887	377	509
Juvenile						
Abuse or Neglect	AN	4	33	33	17	16
Non-Family Abuse Prot Order	AP	1	1	1	1	-
Capias	CA	1	4	4	1	3
Child in Need of Services	CS	0	1	1	1	-
Custody Visitation	CV	159	301	301	156	143
Felony	DF	2	43	43	3	39
Misdemeanor	DM	27	114	114	25	89
Foster Care Review	FC	11	11	11	11	-
Family Abuse - Prot Order	FP	0	1	1	1	-
Initial Foster Care	IF	14	15	15	13	-
Motion - Prot Order	MP	0	3	3	0	3
Permanency	PH	12	13	13	13	-
Petition	PT	1	1	1	0	1
Remand Custody	RC	1	1	1	1	-
Status	ST	7	27	27	7	20
Traffic	T	11	19	20	9	11
Term Parental Rights	TP	0	3	3	3	-
Truancy	TR	1	14	14	4	10
Voluntary Continuing Services Agreement	VA	1	1	1	1	-
Juvenile Total		253	606	607	267	335
Roanoke Totals		634	1,493	1,494	644	844



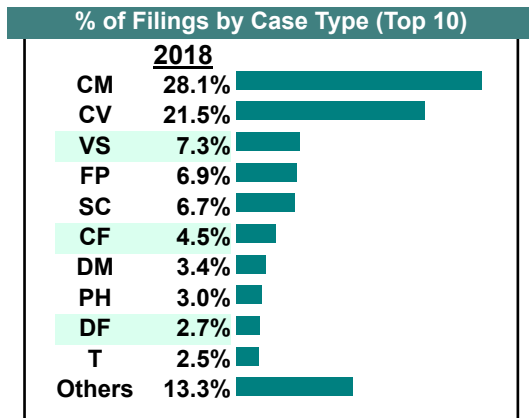
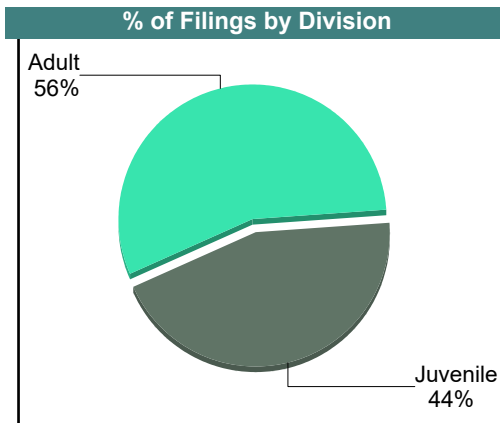
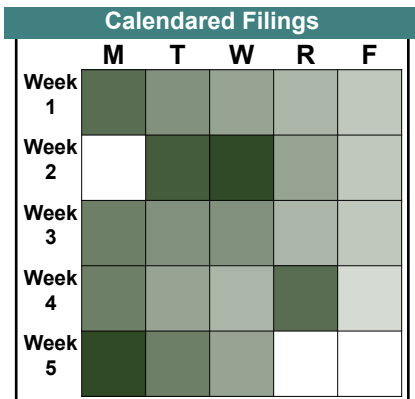
CASELOAD STATISTICS OF THE JUVENILE & DOMESTIC RELATIONS COURTS

October 2018

Roanoke

District: 23

		<u>Filings</u>	<u>Hearings</u>	<u>Transactions</u>	<u>Concluded</u>	<u>Cont</u>
Adult						
Non-Family Abuse Prot Order	AP	5	7	7	3	4
Capias	CA	0	3	3	2	1
Felony	CF	30	97	97	39	58
Misdemeanor	CM	188	477	477	203	271
Family Abuse - Prot Order	FP	45	92	92	41	51
Motion - Prot Order	MP	3	3	3	2	1
Other	OT	0	1	1	1	-
Protective Order	PC	1	1	1	1	-
Violation of PO	PV	2	2	2	2	-
Show Cause	SC	45	201	201	100	99
SL/Other	SL	4	5	5	5	-
Civil Support	VS	49	117	117	70	43
Adult Total		372	1,006	1,006	469	528
Juvenile						
Abuse or Neglect	AN	16	62	62	15	47
Capias	CA	1	4	4	2	2
Custody Relief	CR	1	1	1	1	-
Child in Need of Services	CS	1	4	4	0	4
Custody Visitation	CV	144	333	333	158	174
Felony	DF	18	64	64	19	45
Misdemeanor	DM	23	107	107	31	74
Emancipation	EP	1	1	1	1	-
Foster Care Review	FC	16	16	16	16	-
Family Abuse - Prot Order	FP	1	1	1	0	1
Initial Foster Care	IF	12	13	13	13	-
Motion - Prot Order	MP	1	1	1	1	-
Permanency	PH	20	23	23	19	4
Petition	PT	4	6	6	5	1
Child at Risk	RI	1	1	1	1	-
Status	ST	3	26	26	4	22
Traffic	T	17	24	26	19	7
Term Parental Rights	TP	14	20	20	18	2
Truancy	TR	2	27	27	7	20
Voluntary Continuing Services Agreement	VA	1	1	1	1	-
Juvenile Total		297	735	737	331	403
Roanoke Totals		669	1,741	1,743	800	931



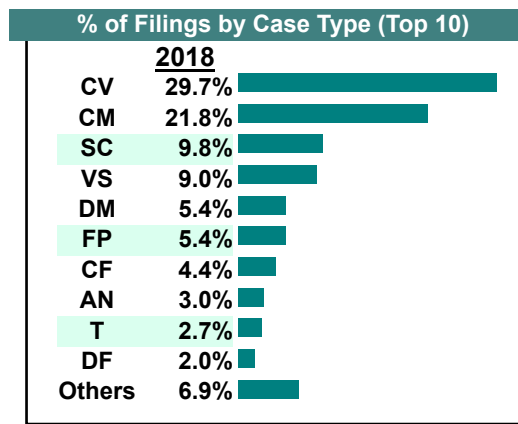
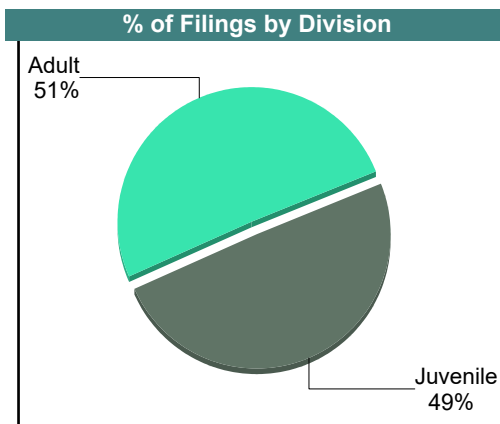
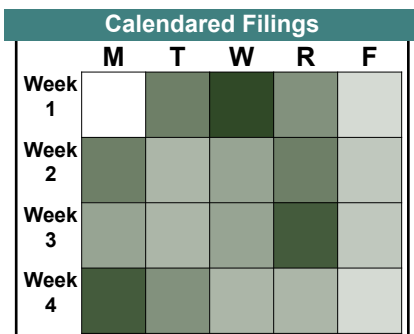
CASELOAD STATISTICS OF THE JUVENILE & DOMESTIC RELATIONS COURTS

September 2018

Roanoke

District: 23

		<u>Filings</u>	<u>Hearings</u>	<u>Transactions</u>	<u>Concluded</u>	<u>Cont</u>
Adult						
Non-Family Abuse Prot Order	AP	0	1	1	1	-
Capias	CA	1	3	3	1	2
Felony	CF	29	66	66	19	47
Misdemeanor	CM	145	459	459	229	228
Family Abuse - Prot Order	FP	36	65	65	28	37
Motion - Prot Order	MP	1	1	1	1	-
Show Cause	SC	65	174	174	69	102
Civil Support	VS	60	117	117	73	42
Adult Total		337	886	886	421	458
Juvenile						
Abuse or Neglect	AN	20	58	58	12	46
Capias	CA	0	3	3	1	2
Custody Relief	CR	3	4	4	4	-
Child in Need of Services	CS	0	2	2	1	1
Custody Visitation	CV	198	332	332	132	194
Felony	DF	13	65	66	21	44
Misdemeanor	DM	36	121	121	30	89
Emancipation	EP	1	1	1	1	-
Foster Care Review	FC	2	2	2	2	-
Initial Foster Care	IF	4	4	4	4	-
Motion - Prot Order	MP	0	5	5	0	5
Permanency	PH	10	16	16	16	-
Petition	PT	7	13	13	6	7
Remand Custody	RC	1	1	1	1	-
Restricted O/L	RL	1	1	1	1	-
Show Cause	SC	0	2	2	2	-
Status	ST	4	38	38	8	30
Traffic	T	18	21	25	15	10
Term Parental Rights	TP	6	9	9	6	3
Truancy	TR	5	27	27	7	18
Juvenile Total		329	725	730	270	449
Roanoke Totals		666	1,611	1,616	691	907



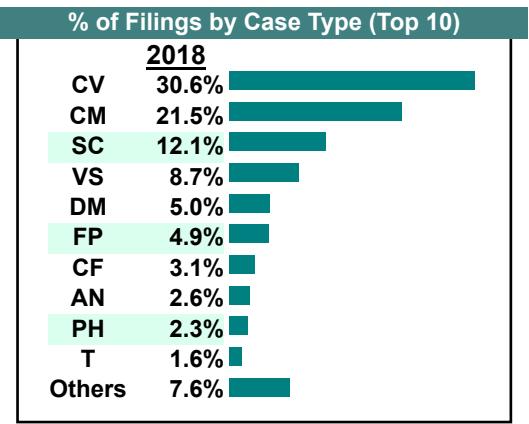
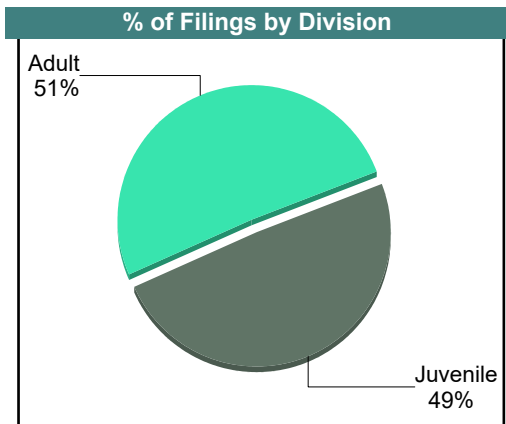

CASELOAD STATISTICS OF THE JUVENILE & DOMESTIC RELATIONS COURTS

Roanoke

District: 23

August 2018

		<u>Filings</u>	<u>Hearings</u>	<u>Transactions</u>	<u>Concluded</u>	<u>Cont</u>
<u>Adult</u>						
Non-Family Abuse Prot Order	AP	3	3	3	1	2
Capias	CA	0	6	6	2	4
Felony	CF	23	67	67	17	44
Misdemeanor	CM	159	396	396	135	260
Family Abuse - Prot Order	FP	36	62	62	38	24
Motion - Prot Order	MP	1	2	2	2	-
Other	OT	0	1	1	1	-
Show Cause	SC	89	225	225	96	127
SL/Other	SL	0	1	1	1	-
Civil Support	VS	64	110	110	73	37
Adult Total		375	873	873	366	498
<u>Juvenile</u>						
Abuse or Neglect	AN	19	55	55	11	44
Capias	CA	2	10	10	2	8
Child in Need of Services	CS	1	9	9	1	8
Custody Visitation	CV	226	400	400	251	143
Felony	DF	7	63	63	14	49
Misdemeanor	DM	37	111	111	31	80
Emancipation	EP	1	1	1	1	-
Entrustment	ET	2	2	2	2	-
Foster Care Review	FC	2	2	2	2	-
Initial Foster Care	IF	5	6	6	6	-
Motion - Prot Order	MP	4	8	8	5	3
Permanency	PH	17	18	18	16	2
Petition	PT	1	5	5	2	3
Child at Risk	RI	1	1	1	1	-
Status	ST	6	25	25	10	15
Traffic	T	12	14	17	11	6
Term Parental Rights	TP	10	16	16	7	8
Truancy	TR	10	40	40	12	28
Juvenile Total		363	786	789	385	397
Roanoke Totals		738	1,659	1,662	751	895




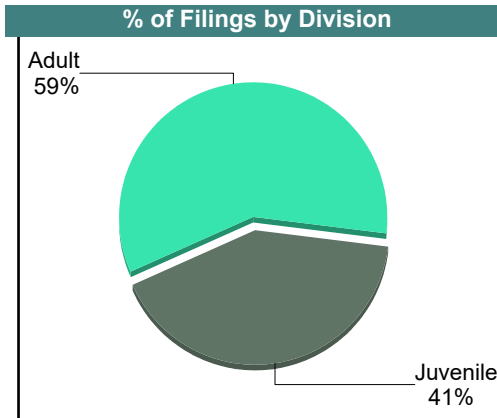
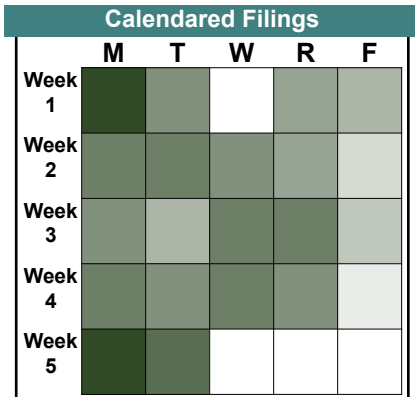
CASELOAD STATISTICS OF THE JUVENILE & DOMESTIC RELATIONS COURTS

July 2018

Roanoke

District: 23

		<u>Filings</u>	<u>Hearings</u>	<u>Transactions</u>	<u>Concluded</u>	<u>Cont</u>
<u>Adult</u>						
Non-Family Abuse Prot Order	AP	2	5	5	4	1
Capias	CA	1	4	4	1	3
Felony	CF	34	67	67	24	43
Misdemeanor	CM	175	479	479	182	293
Family Abuse - Prot Order	FP	39	65	65	36	29
Motion - Prot Order	MP	1	1	1	0	1
Other	OT	2	3	3	1	2
Show Cause	SC	73	212	212	68	134
SL/Other	SL	1	1	1	1	-
Civil Support	VS	70	133	133	75	51
Adult Total		398	970	970	392	557
<u>Juvenile</u>						
Abuse or Neglect	AN	13	46	46	22	23
Capias	CA	0	4	4	2	2
Custody Relief	CR	0	2	2	0	2
Child in Need of Services	CS	1	4	4	2	2
Custody Visitation	CV	143	272	272	140	131
Felony	DF	7	66	66	4	62
Misdemeanor	DM	31	129	129	47	82
Emancipation	EP	1	1	1	0	-
Foster Care Review	FC	12	13	13	13	-
Initial Foster Care	IF	6	6	6	6	-
Motion - Prot Order	MP	2	2	2	0	2
Permanency	PH	22	22	22	21	1
Petition	PT	3	3	3	1	2
Remand Custody	RC	4	4	4	4	-
Child at Risk	RI	0	1	1	1	-
Remand Visitation	RV	4	4	4	4	-
Show Cause	SC	2	2	2	0	2
Status	ST	8	39	39	9	30
Traffic	T	10	13	16	7	8
Term Parental Rights	TP	4	5	5	4	1
Truancy	TR	7	33	33	6	27
Voluntary Continuing Services Agreement	VA	1	1	1	1	-
Juvenile Total		281	672	675	294	377
Roanoke Totals		679	1,642	1,645	686	934



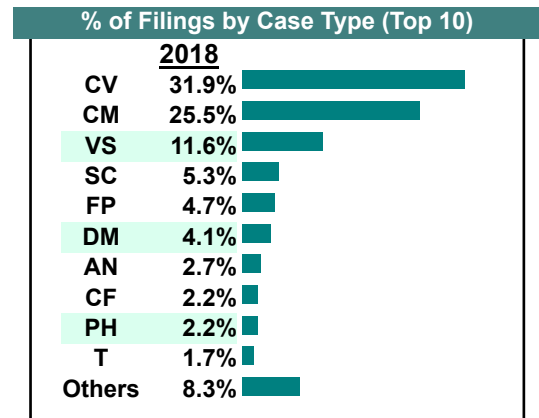
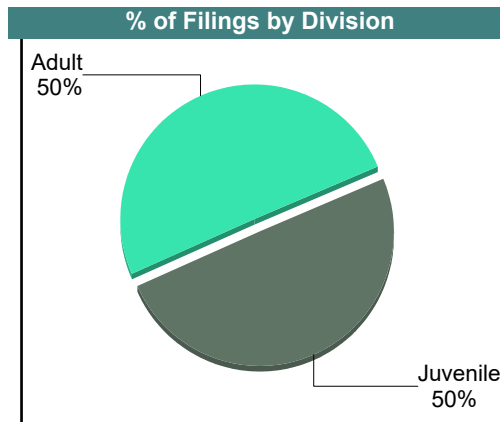
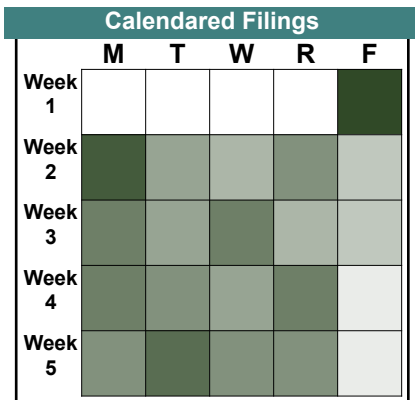
CASELOAD STATISTICS OF THE JUVENILE & DOMESTIC RELATIONS COURTS

June 2018

Roanoke

District: 23

		<u>Filings</u>	<u>Hearings</u>	<u>Transactions</u>	<u>Concluded</u>	<u>Cont</u>
<u>Adult</u>						
Non-Family Abuse Prot Order	AP	2	2	2	0	2
Capias	CA	1	5	5	4	1
Felony	CF	14	69	69	29	40
Misdemeanor	CM	163	378	378	130	248
Family Abuse - Prot Order	FP	29	58	58	29	28
Motion - Prot Order	MP	2	2	2	2	-
Violation of PO	PV	1	1	1	1	-
Show Cause	SC	34	176	176	94	80
SL/Other	SL	1	3	3	1	2
Civil Support	VS	74	136	136	83	53
Adult Total		321	830	830	373	454
<u>Juvenile</u>						
Abuse or Neglect	AN	17	49	49	12	36
Custody Relief	CR	1	2	2	1	1
Child in Need of Services	CS	0	1	1	0	1
Custody Visitation	CV	204	397	397	249	141
Felony	DF	4	61	61	12	49
Misdemeanor	DM	26	94	94	37	57
Emancipation	EP	1	1	1	1	-
Foster Care Review	FC	9	9	9	8	-
Family Abuse - Prot Order	FP	1	2	2	2	-
Initial Foster Care	IF	7	7	7	5	1
Motion - Prot Order	MP	1	1	1	0	1
Permanency	PH	14	15	15	12	3
Petition	PT	3	4	4	2	2
Status	ST	4	31	31	7	24
Traffic	T	11	18	20	12	7
Term Parental Rights	TP	10	10	10	10	-
Truancy	TR	6	21	21	7	14
Juvenile Total		319	723	725	377	337
Roanoke Totals		640	1,553	1,555	750	791




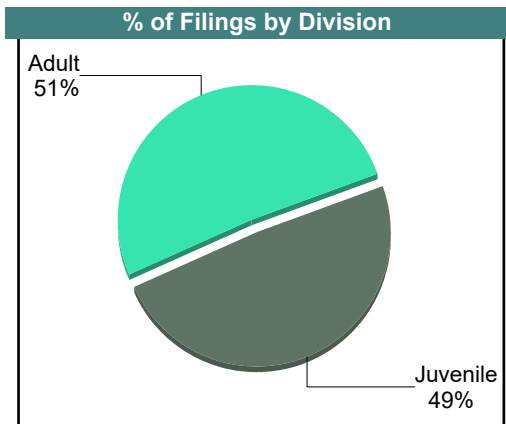

CASELOAD STATISTICS OF THE JUVENILE & DOMESTIC RELATIONS COURTS

May 2018

Roanoke

District: 23

		<u>Filings</u>	<u>Hearings</u>	<u>Transactions</u>	<u>Concluded</u>	<u>Cont</u>
<u>Adult</u>						
Capias	CA	0	4	4	1	3
Felony	CF	29	67	67	19	48
Misdemeanor	CM	175	450	450	167	283
Family Abuse - Prot Order	FP	35	72	72	37	35
Protective Order	PC	1	1	1	1	-
Show Cause	SC	36	222	222	81	141
SL/Other	SL	1	1	1	1	-
Civil Support	VS	61	113	113	62	50
Adult Total		338	930	930	369	560
<u>Juvenile</u>						
Abuse or Neglect	AN	18	60	60	17	43
Capias	CA	1	4	4	1	2
Child in Need of Services	CS	2	3	3	0	3
Custody Visitation	CV	203	390	390	216	174
Felony	DF	12	67	67	14	53
Misdemeanor	DM	22	118	118	32	86
Entrustment	ET	0	3	3	3	-
Foster Care Review	FC	8	9	9	9	-
Family Abuse - Prot Order	FP	2	3	3	1	2
Initial Foster Care	IF	2	2	2	2	-
Motion - Prot Order	MP	1	1	1	1	-
Permanency	PH	20	27	27	25	2
Petition	PT	4	4	4	0	4
Remand Custody	RC	2	2	2	2	-
Child at Risk	RI	1	5	5	3	2
Remand Visitation	RV	2	2	2	2	-
Status	ST	7	35	35	8	27
Traffic	T	9	24	24	16	8
Term Parental Rights	TP	7	14	14	13	1
Truancy	TR	1	19	19	4	15
Juvenile Total		324	792	792	369	422
Roanoke Totals		662	1,722	1,722	738	982



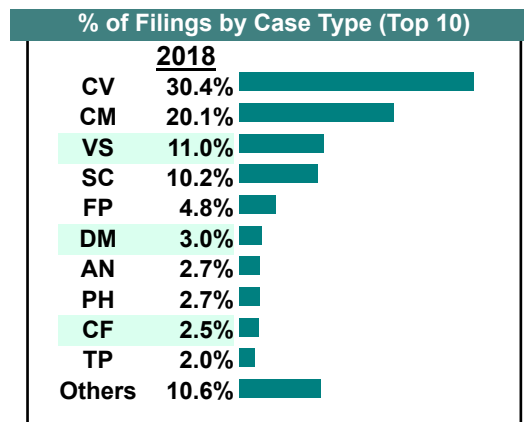
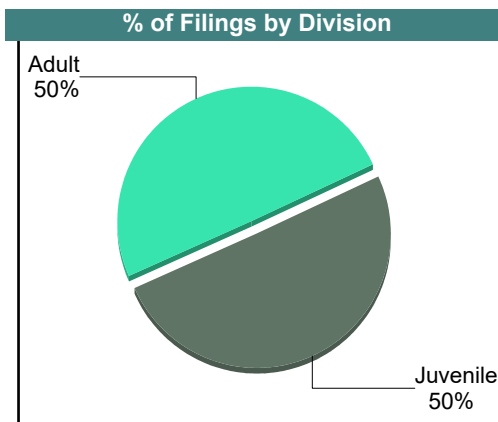
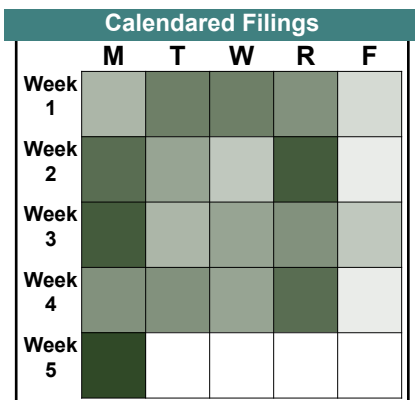
CASELOAD STATISTICS OF THE JUVENILE & DOMESTIC RELATIONS COURTS

Roanoke

District: 23

April 2018

		<u>Filings</u>	<u>Hearings</u>	<u>Transactions</u>	<u>Concluded</u>	<u>Cont</u>
<u>Adult</u>						
Non-Family Abuse Prot Order	AP	1	4	4	3	1
Capias	CA	2	7	7	2	5
Felony	CF	18	52	52	19	33
Misdemeanor	CM	142	350	350	125	225
Family Abuse - Prot Order	FP	32	70	70	35	35
Motion - Prot Order	MP	3	4	4	4	-
Violation of PO	PV	1	1	1	1	-
Remand Support	RS	1	1	1	1	-
Show Cause	SC	72	258	258	70	188
SL/Other	SL	2	2	2	1	1
Civil Support	VS	78	162	162	90	72
Adult Total		352	911	911	351	560
<u>Juvenile</u>						
Abuse or Neglect	AN	19	62	62	13	49
Non-Family Abuse Prot Order	AP	0	2	2	1	1
Capias	CA	1	8	8	4	4
Custody Relief	CR	1	1	1	0	1
Child in Need of Services	CS	1	1	1	0	1
Custody Visitation	CV	215	390	390	223	167
Felony	DF	8	69	69	7	62
Misdemeanor	DM	21	112	112	22	90
Emancipation	EP	1	1	1	1	-
Foster Care Review	FC	13	13	13	13	-
Family Abuse - Prot Order	FP	2	2	2	2	-
Initial Foster Care	IF	1	5	5	3	2
Permanency	PH	19	20	20	18	2
Petition	PT	1	1	1	0	1
Remand Custody	RC	3	3	3	3	-
Child at Risk	RI	0	3	3	0	3
Remand Visitation	RV	3	3	3	3	-
Status	ST	13	55	55	11	44
Traffic	T	12	21	23	15	8
Term Parental Rights	TP	14	15	15	9	6
Truancy	TR	6	26	26	7	19
Voluntary Continuing Services Agreement	VA	1	1	1	1	-
Juvenile Total		355	814	816	356	460
Roanoke Totals		707	1,725	1,727	707	1,020



CASELOAD STATISTICS OF THE JUVENILE & DOMESTIC RELATIONS COURTS

Roanoke

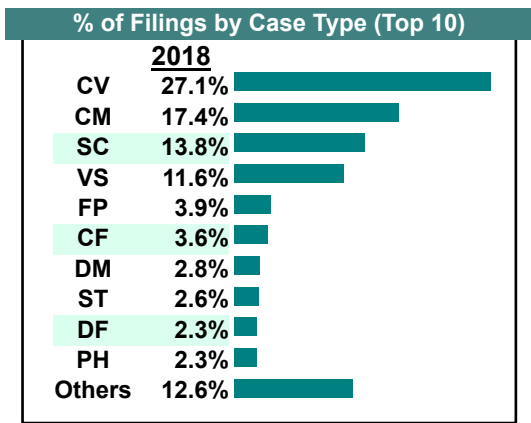
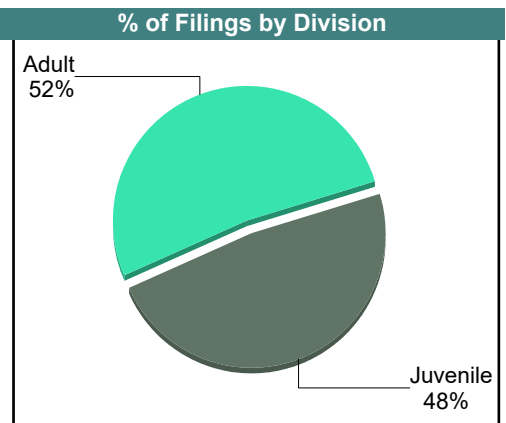
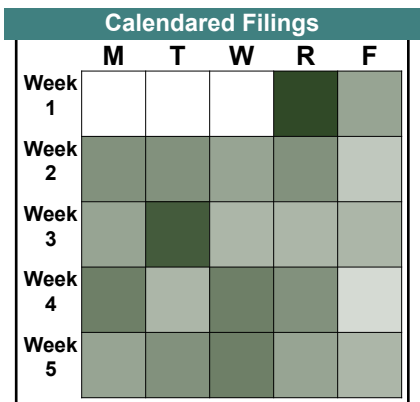
District: 23

March 2018

		<u>Filings</u>	<u>Hearings</u>	<u>Transactions</u>	<u>Concluded</u>	<u>Cont</u>
<u>Adult</u>						
Non-Family Abuse Prot Order	AP	3	3	3	1	2
Capias	CA	5	12	12	4	8
Felony	CF	26	55	55	19	36
Misdemeanor	CM	126	378	378	142	236
Family Abuse - Prot Order	FP	28	55	55	20	35
Protective Order	PC	1	1	1	1	-
Violation of PO	PV	2	2	2	2	-
Show Cause	SC	100	277	277	69	208
SL/Other	SL	1	1	1	1	-
Civil Support	VS	84	151	151	66	85
Adult Total		376	935	935	325	610

<u>Juvenile</u>						
Abuse or Neglect	AN	14	38	38	12	26
Non-Family Abuse Prot Order	AP	1	1	1	0	1
Capias	CA	1	8	8	1	7
Custody Relief	CR	1	3	3	3	-
Child in Need of Services	CS	0	2	2	0	2
Custody Visitation	CV	196	386	386	156	228
Felony	DF	17	94	94	13	81
Misdemeanor	DM	20	136	136	37	99
Emancipation	EP	13	13	13	10	-
Entrustment	ET	4	4	4	1	3
Foster Care Review	FC	9	9	9	9	-
Initial Foster Care	IF	2	3	3	3	-
Motion - Prot Order	MP	1	4	4	1	3
Permanency	PH	17	17	17	17	-
Remand Custody	RC	3	3	3	3	-
Child at Risk	RI	1	2	2	1	1
Remand Visitation	RV	2	2	2	2	-
Status	ST	19	50	50	10	40
Traffic	T	12	22	22	11	11
Term Parental Rights	TP	11	13	13	6	7
Truancy	TR	4	24	24	3	21
Juvenile Total		348	834	834	299	530

Roanoke Totals		724	1,769	1,769	624	1,140
-----------------------	--	------------	--------------	--------------	------------	--------------



CASELOAD STATISTICS OF THE JUVENILE & DOMESTIC RELATIONS COURTS

Roanoke

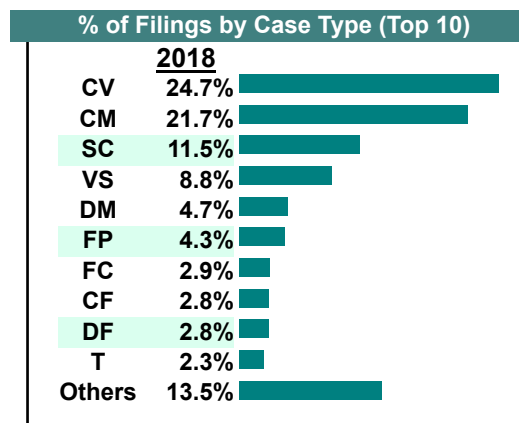
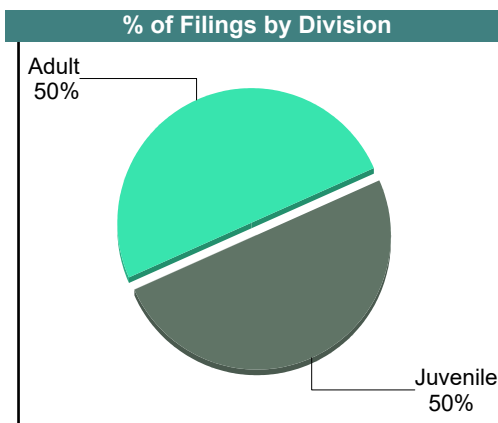

District: 23

February 2018

		<u>Filings</u>	<u>Hearings</u>	<u>Transactions</u>	<u>Concluded</u>	<u>Cont</u>
<u>Adult</u>						
Capias	CA	1	1	1	1	-
Felony	CF	18	65	65	28	37
Misdemeanor	CM	140	371	371	172	199
Family Abuse - Prot Order	FP	28	59	59	32	27
Motion - Prot Order	MP	1	1	1	0	1
Violation Fam Abuse PO	PS	0	1	1	1	-
Violation of PO	PV	3	3	3	3	-
Show Cause	SC	74	215	215	51	164
SL/Other	SL	0	1	1	1	-
Civil Support	VS	57	108	108	61	47
Adult Total		322	825	825	350	475

<u>Juvenile</u>						
Abuse or Neglect	AN	12	41	41	7	34
Capias	CA	2	5	5	3	2
Custody Relief	CR	0	3	3	1	2
Child in Need of Services	CS	0	3	3	2	1
Custody Visitation	CV	159	350	350	183	167
Felony	DF	18	75	75	10	65
Misdemeanor	DM	30	128	128	32	95
Emancipation	EP	1	1	1	1	-
Foster Care Review	FC	19	19	19	18	1
Initial Foster Care	IF	1	4	4	4	-
Motion - Prot Order	MP	2	2	2	2	-
Permanency	PH	11	16	16	15	1
Petition	PT	0	1	1	1	-
Remand Custody	RC	10	10	10	10	-
Child at Risk	RI	3	3	3	0	3
Remand Visitation	RV	9	9	9	9	-
Status	ST	12	38	38	10	28
Traffic	T	15	30	30	24	6
Term Parental Rights	TP	10	21	21	20	1
Truancy	TR	6	23	23	3	20
Voluntary Continuing Services Agreement	VA	3	3	3	3	-
Juvenile Total		323	785	785	358	426

Roanoke Totals		645	1,610	1,610	708	901
-----------------------	--	------------	--------------	--------------	------------	------------



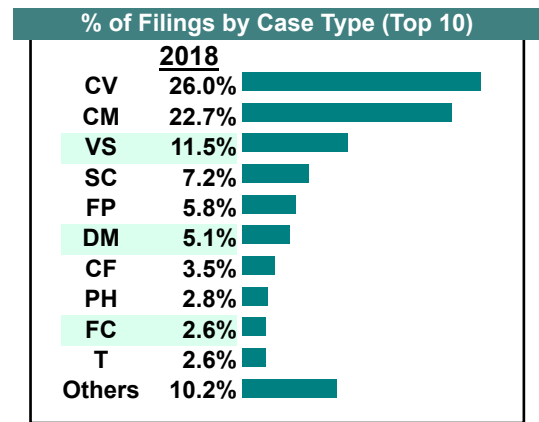
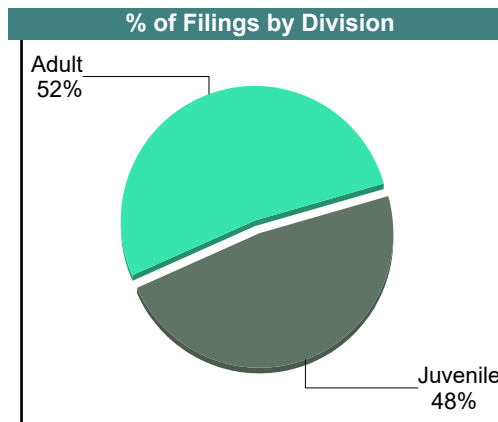

CASELOAD STATISTICS OF THE JUVENILE & DOMESTIC RELATIONS COURTS

January 2018

Roanoke

District: 23

		Filings	Hearings	Transactions	Concluded	Cont
Adult						
Capias	CA	1	3	3	0	3
Felony	CF	25	64	64	24	39
Misdemeanor	CM	160	408	408	144	264
Family Abuse - Prot Order	FP	41	78	78	39	39
Motion - Prot Order	MP	3	3	3	3	-
Other	OT	2	2	2	2	-
Protective Order	PC	1	1	1	1	-
Violation of PO	PV	1	1	1	1	-
Remand Support	RS	2	2	2	2	-
Show Cause	SC	51	211	211	63	148
SL/Other	SL	0	1	1	0	1
Civil Support	VS	81	152	152	73	79
Adult Total		368	926	926	352	573
Juvenile						
Abuse or Neglect	AN	6	37	37	17	20
Non-Family Abuse Prot Order	AP	0	1	1	1	-
Capias	CA	1	7	7	2	5
Custody Relief	CR	1	4	4	1	3
Child in Need of Services	CS	1	2	2	1	1
Custody Visitation	CV	183	362	362	183	179
Felony	DF	12	75	75	11	64
Misdemeanor	DM	36	147	147	31	116
Entrustment	ET	2	2	2	2	-
Foster Care Review	FC	18	18	18	18	-
Initial Foster Care	IF	9	9	9	5	4
Motion - Prot Order	MP	4	4	4	1	3
Permanency	PH	20	21	21	21	-
Petition	PT	0	1	1	1	-
Remand Custody	RC	2	2	2	2	-
Child at Risk	RI	0	1	1	1	-
Remand Visitation	RV	2	2	2	2	-
Status	ST	6	39	39	9	30
Traffic	T	18	36	36	22	14
Term Parental Rights	TP	11	11	11	7	4
Truancy	TR	3	26	26	5	21
Voluntary Continuing Services Agreement	VA	2	2	2	2	-
Juvenile Total		337	809	809	345	464
Roanoke Totals		705	1,735	1,735	697	1,037



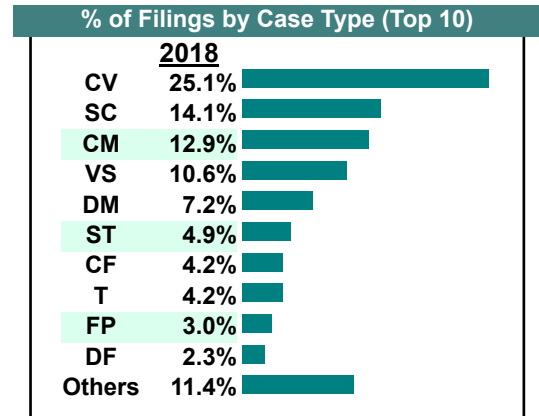
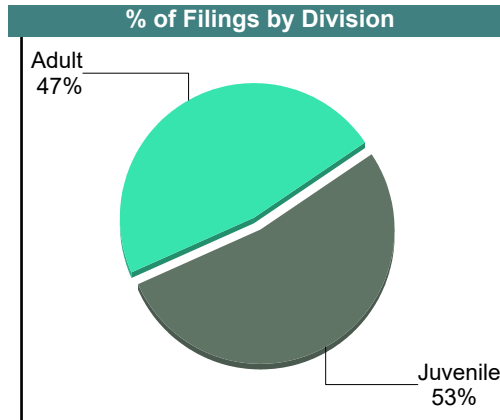
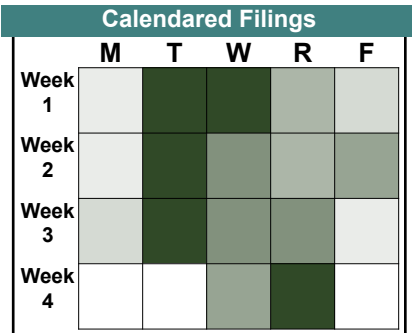
CASELOAD STATISTICS OF THE JUVENILE & DOMESTIC RELATIONS COURTS

Roanoke County

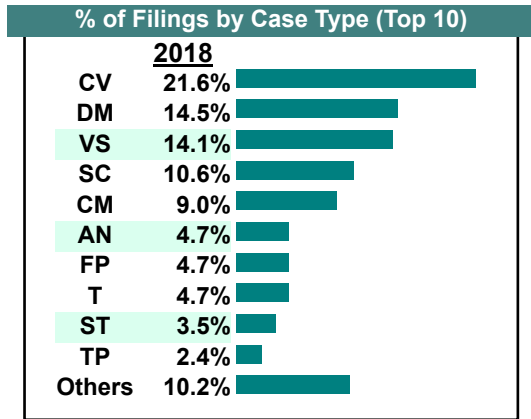
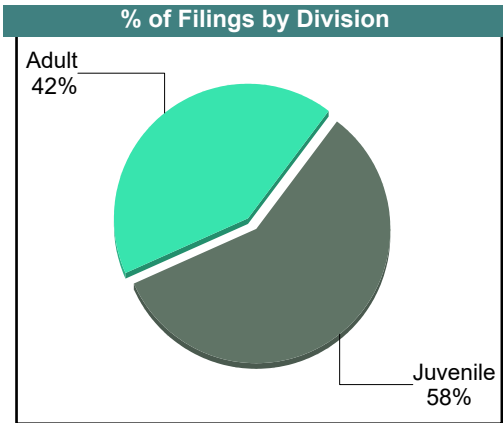
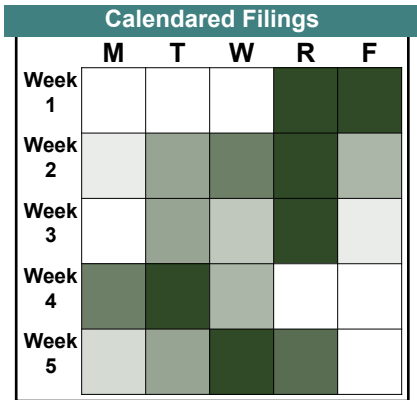
District: 23

December 2018

		<u>Filings</u>	<u>Hearings</u>	<u>Transactions</u>	<u>Concluded</u>	<u>Cont</u>
Adult						
Capias	CA	4	11	11	5	6
Felony	CF	11	45	45	12	33
Misdemeanor	CM	34	125	125	49	75
Family Abuse - Prot Order	FP	8	16	16	6	10
Motion - Prot Order	MP	2	2	2	2	-
Show Cause	SC	37	96	96	27	69
Civil Support	VS	28	79	79	35	44
Adult Total		124	374	374	136	237
Juvenile						
Abuse or Neglect	AN	5	23	23	12	11
Non-Family Abuse Prot Order	AP	1	2	2	2	-
Capias	CA	1	1	1	0	1
Child in Need of Services	CS	0	1	1	0	1
Custody Visitation	CV	66	202	202	82	120
Felony	DF	6	19	19	0	19
Misdemeanor	DM	19	100	100	17	83
Initial Foster Care	IF	3	3	3	3	-
Motion - Prot Order	MP	1	2	2	1	1
Permanency	PH	5	6	6	5	1
Petition	PT	1	2	2	0	2
Remand Custody	RC	3	3	3	3	-
Status	ST	13	17	18	5	13
Traffic	T	11	28	28	12	16
Truancy	TR	0	3	3	2	1
Voluntary Continuing Services Agreement	VA	4	4	4	4	-
Juvenile Total		139	416	417	148	269
Roanoke County Totals		263	790	791	284	506



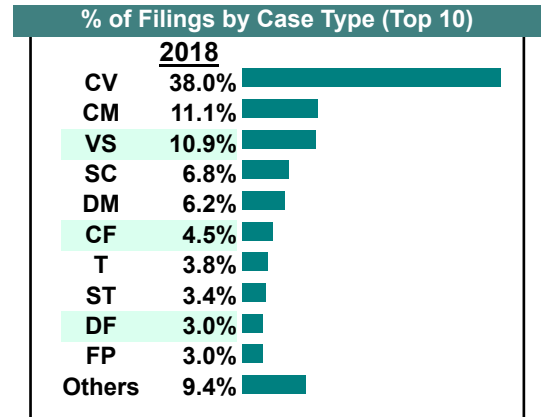
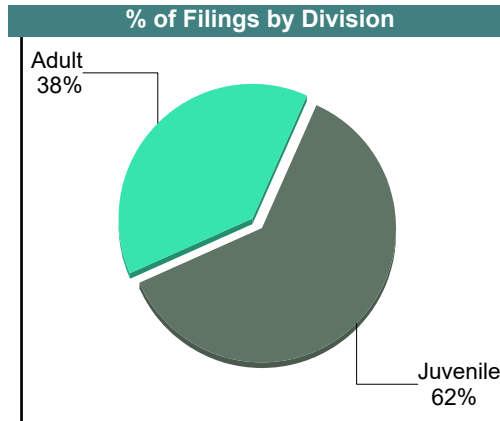
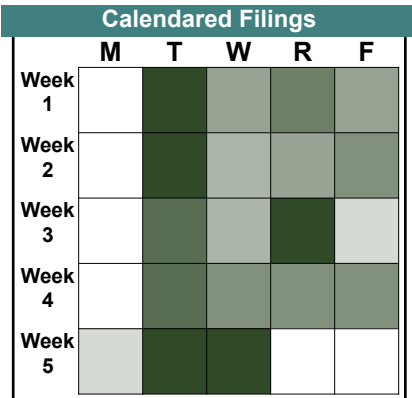
		<u>Filings</u>	<u>Hearings</u>	<u>Transactions</u>	<u>Concluded</u>	<u>Cont</u>
Adult						
Bond Forfeiture	BF	1	1	1	0	1
Capias	CA	1	10	10	5	5
Felony	CF	3	27	27	15	12
Misdemeanor	CM	23	119	119	45	74
Family Abuse - Prot Order	FP	12	33	33	14	19
Motion - Prot Order	MP	0	1	1	1	-
Remand Support	RS	4	4	4	4	-
Show Cause	SC	27	106	106	29	77
Civil Support	VS	36	86	86	47	39
Adult Total		107	387	387	160	227
Juvenile						
Abuse or Neglect	AN	12	50	50	8	42
Non-Family Abuse Prot Order	AP	1	1	1	0	1
Capias	CA	1	2	2	2	-
Child in Need of Services	CS	1	2	2	0	2
Custody Visitation	CV	55	181	181	64	117
Felony	DF	2	38	38	15	23
Misdemeanor	DM	37	157	157	56	101
Foster Care Review	FC	3	3	3	3	-
Initial Foster Care	IF	1	1	1	1	-
Motion - Prot Order	MP	0	2	2	2	-
Permanency	PH	3	3	3	3	-
Petition	PT	2	2	2	0	2
Status	ST	9	13	19	16	3
Traffic	T	12	32	34	27	7
Term Parental Rights	TP	6	8	8	4	4
Truancy	TR	1	3	3	1	2
Voluntary Continuing Services Agreement	VA	2	2	2	2	-
Juvenile Total		148	500	508	204	304
Roanoke County Totals		255	887	895	364	531



		Filings	Hearings	Transactions	Concluded	Cont
Adult						
Capias	CA	4	9	9	1	8
Felony	CF	21	54	54	19	35
Misdemeanor	CM	52	154	154	44	110
Family Abuse - Prot Order	FP	14	32	32	14	18
Motion - Prot Order	MP	2	2	2	2	-
Remand Support	RS	4	4	4	4	-
Show Cause	SC	32	116	116	33	83
SL/Other	SL	0	1	1	1	-
Civil Support	VS	51	87	87	39	48
Adult Total		180	459	459	157	302

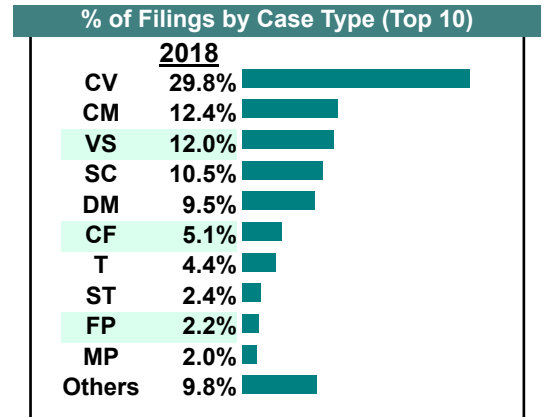
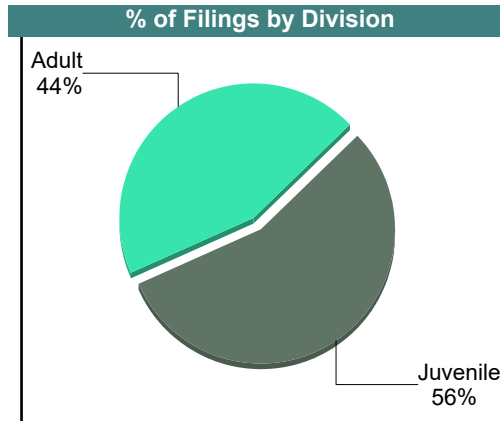
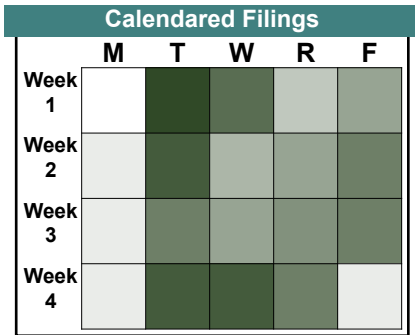
Juvenile						
Abuse or Neglect	AN	10	50	50	17	33
Capias	CA	0	2	2	0	2
Child in Need of Services	CS	1	2	2	0	2
Custody Visitation	CV	178	352	352	157	195
Felony	DF	14	48	48	9	39
Misdemeanor	DM	29	147	149	33	116
Entrustment	ET	2	2	2	2	-
Foster Care Review	FC	6	6	6	6	-
Initial Foster Care	IF	6	6	6	6	-
Motion - Prot Order	MP	2	2	2	2	-
Permanency	PH	3	3	3	3	-
Remand Custody	RC	3	3	3	3	-
Status	ST	16	20	24	8	16
Traffic	T	18	25	29	10	19
Truancy	TR	1	3	3	0	3
Juvenile Total		289	671	681	256	425

Roanoke County Totals		469	1,130	1,140	413	727
------------------------------	--	------------	--------------	--------------	------------	------------



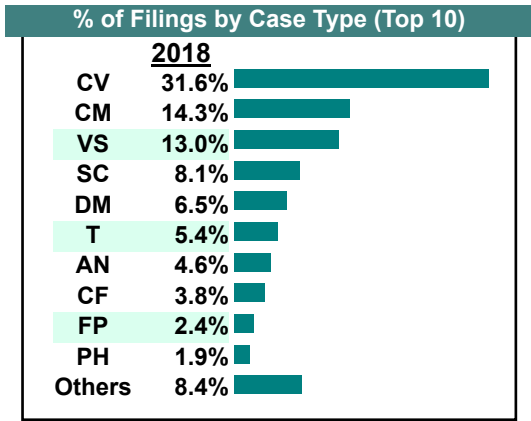
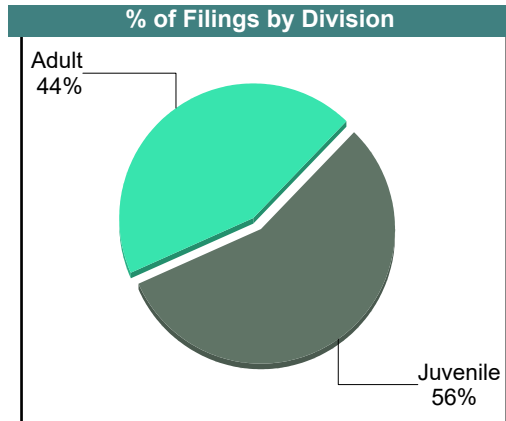

September 2018

		<u>Filings</u>	<u>Hearings</u>	<u>Transactions</u>	<u>Concluded</u>	<u>Cont</u>
Adult						
Non-Family Abuse Prot Order	AP	0	2	2	1	1
Capias	CA	3	15	15	7	8
Felony	CF	21	43	43	11	32
Misdemeanor	CM	51	126	126	35	91
Family Abuse - Prot Order	FP	9	22	22	7	15
Motion - Prot Order	MP	0	2	2	1	1
Remand Support	RS	3	3	3	3	-
Show Cause	SC	43	120	120	35	85
SL/Other	SL	3	3	3	3	-
Civil Support	VS	49	103	103	41	62
Adult Total		182	439	439	144	295
Juvenile						
Abuse or Neglect	AN	6	35	35	7	28
Capias	CA	0	2	2	0	2
Custody Visitation	CV	122	223	223	111	112
Felony	DF	6	33	33	3	30
Misdemeanor	DM	39	112	112	17	95
Foster Care Review	FC	3	3	3	3	-
Motion - Prot Order	MP	8	8	8	5	3
Permanency	PH	3	3	3	3	-
Petition	PT	1	2	2	1	1
Remand Custody	RC	2	2	2	2	-
Show Cause	SC	0	1	1	1	-
Status	ST	10	11	15	6	9
Traffic	T	18	49	51	22	29
Term Parental Rights	TP	8	8	8	6	2
Truancy	TR	0	2	2	1	1
Voluntary Continuing Services Agreement	VA	2	2	2	2	-
Juvenile Total		228	496	502	190	312
Roanoke County Totals		410	935	941	334	607



August 2018

		Filings	Hearings	Transactions	Concluded	Cont
Adult						
Non-Family Abuse Prot Order	AP	1	1	1	0	1
Capias	CA	4	12	12	4	8
Felony	CF	14	36	36	10	26
Misdemeanor	CM	53	155	155	56	98
Family Abuse - Prot Order	FP	9	17	17	7	10
Motion - Prot Order	MP	2	2	2	2	-
Protective Order	PC	1	1	1	1	-
Show Cause	SC	29	85	85	34	51
SL/Other	SL	1	1	1	0	1
Civil Support	VS	48	84	84	47	37
Adult Total		162	394	394	161	232
Juvenile						
Abuse or Neglect	AN	17	56	56	9	47
Non-Family Abuse Prot Order	AP	0	1	1	1	-
Capias	CA	2	2	2	0	2
Child in Need of Services	CS	1	1	1	0	1
Custody Visitation	CV	117	255	255	104	151
Felony	DF	6	31	31	9	22
Misdemeanor	DM	24	91	95	32	63
Foster Care Review	FC	6	6	6	6	-
Initial Foster Care	IF	1	1	1	1	-
Permanency	PH	7	7	7	7	-
Petition	PT	1	1	1	1	-
Show Cause	SC	1	3	3	3	-
Status	ST	2	7	8	4	4
Traffic	T	20	43	45	20	25
Truancy	TR	0	3	3	2	1
Voluntary Continuing Services Agreement	VA	3	3	3	3	-
Juvenile Total		208	511	518	202	316
Roanoke County Totals		370	905	912	363	548

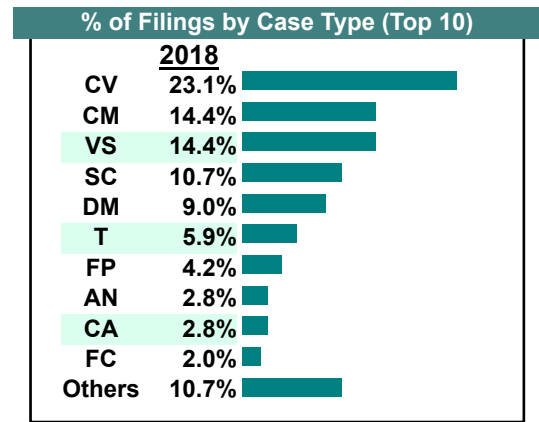
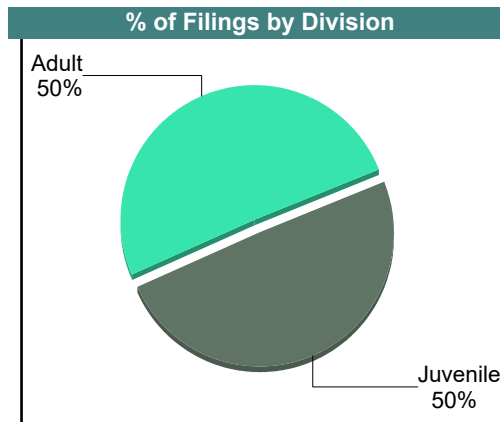



July 2018

		<u>Filings</u>	<u>Hearings</u>	<u>Transactions</u>	<u>Concluded</u>	<u>Cont</u>
Adult						
Non-Family Abuse Prot Order	AP	0	1	1	1	-
Capias	CA	10	20	20	8	12
Felony	CF	6	22	22	6	16
Misdemeanor	CM	51	131	131	33	98
Family Abuse - Prot Order	FP	15	29	29	12	17
Motion - Prot Order	MP	4	4	4	2	2
Violation of PO	PV	1	1	1	1	-
Remand Support	RS	3	3	3	3	-
Show Cause	SC	37	114	114	33	81
SL/Other	SL	1	1	1	1	-
Civil Support	VS	51	111	111	49	62
Adult Total		179	437	437	149	288

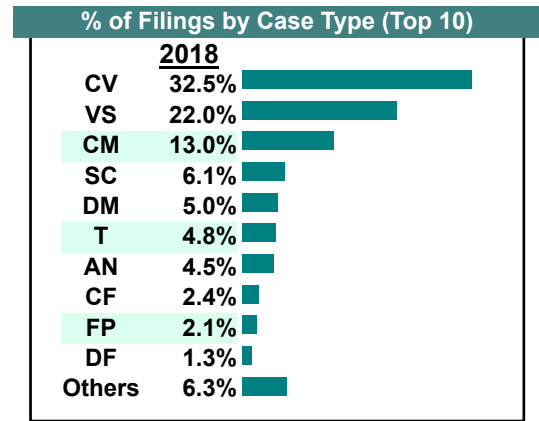
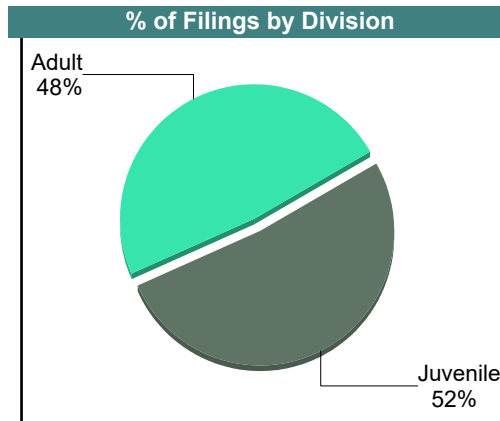
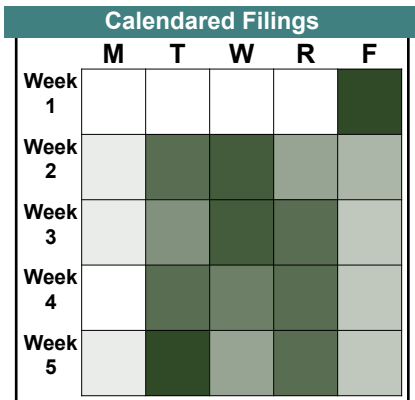
Juvenile						
Abuse or Neglect	AN	10	45	45	10	35
Non-Family Abuse Prot Order	AP	1	2	2	1	1
Capias	CA	0	1	1	1	-
Custody Visitation	CV	82	250	250	90	160
Felony	DF	5	38	38	5	33
Misdemeanor	DM	32	106	108	14	94
Foster Care Review	FC	7	7	7	7	-
Initial Foster Care	IF	2	2	2	2	-
Motion - Prot Order	MP	0	4	4	4	-
Permanency	PH	5	5	5	5	-
Petition	PT	0	1	1	1	-
Remand Custody	RC	5	5	5	5	-
Show Cause	SC	1	2	2	0	2
Status	ST	2	5	6	3	3
Traffic	T	21	38	44	21	23
Truancy	TR	0	1	1	0	1
Voluntary Continuing Services Agreement	VA	3	3	3	3	-
Juvenile Total		176	515	524	172	352

Roanoke County Totals		355	952	961	321	640
------------------------------	--	------------	------------	------------	------------	------------

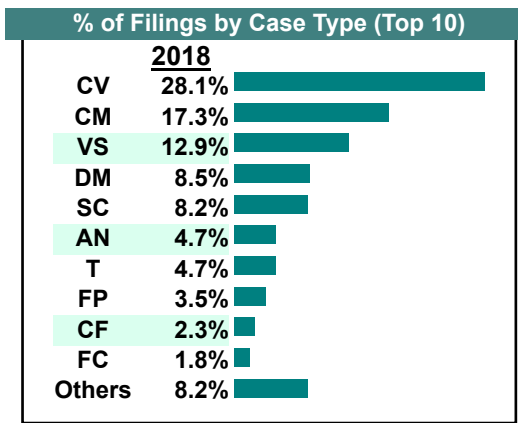
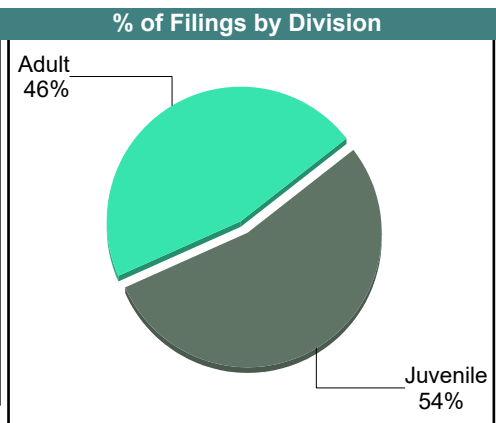
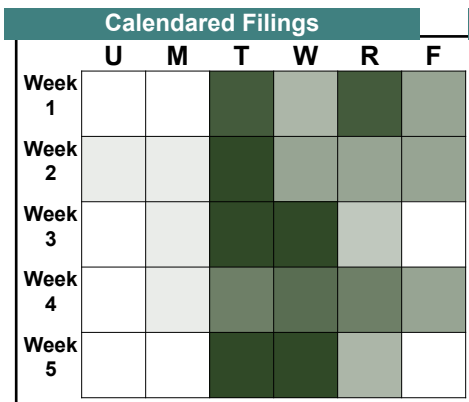


June 2018

		Filings	Hearings	Transactions	Concluded	Cont
Adult						
Non-Family Abuse Prot Order	AP	2	3	3	1	2
Capias	CA	2	16	16	8	8
Felony	CF	9	32	32	7	25
Misdemeanor	CM	49	171	171	62	109
Family Abuse - Prot Order	FP	8	14	14	7	7
Motion - Prot Order	MP	3	3	3	3	-
Remand Support	RS	1	1	1	1	-
Show Cause	SC	23	103	103	45	58
SL/Other	SL	3	4	4	4	-
Civil Support	VS	83	129	129	77	52
Adult Total		183	476	476	215	261
Juvenile						
Abuse or Neglect	AN	17	61	61	11	50
Non-Family Abuse Prot Order	AP	1	1	1	0	1
Capias	CA	2	3	3	0	3
Custody Relief	CR	1	1	1	1	-
Custody Visitation	CV	123	218	218	104	114
Felony	DF	5	36	36	3	33
Misdemeanor	DM	19	113	114	27	87
Foster Care Review	FC	3	3	3	3	-
Initial Foster Care	IF	2	2	2	2	-
Petition	PT	0	1	1	1	-
Show Cause	SC	0	2	2	1	1
Status	ST	2	9	10	3	7
Traffic	T	18	50	51	21	30
Truancy	TR	0	3	3	1	2
Voluntary Continuing Services Agreement	VA	2	2	2	2	-
Juvenile Total		195	505	508	180	328
Roanoke County Totals		378	981	984	395	589

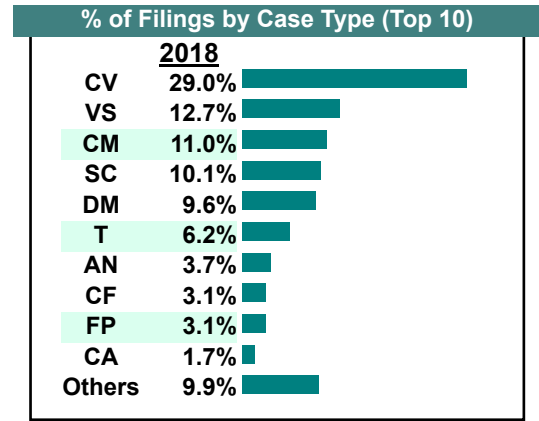
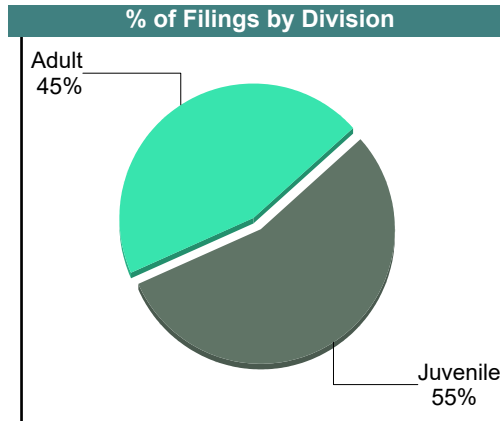
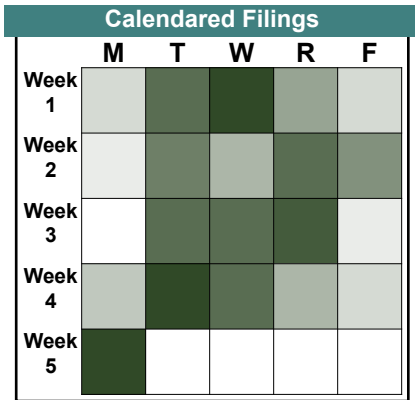


		<u>Filings</u>	<u>Hearings</u>	<u>Transactions</u>	<u>Concluded</u>	<u>Cont</u>
<u>Adult</u>						
Non-Family Abuse Prot Order	AP	1	2	2	1	1
Capias	CA	2	15	15	6	9
Felony	CF	8	31	31	12	19
Misdemeanor	CM	59	147	147	55	92
Family Abuse - Prot Order	FP	12	22	22	12	10
Motion - Prot Order	MP	0	1	1	1	-
Remand Support	RS	3	4	4	4	-
Show Cause	SC	28	137	137	43	94
SL/Other	SL	1	3	3	2	1
Civil Support	VS	44	93	93	48	45
Adult Total		158	455	455	184	271
<u>Juvenile</u>						
Abuse or Neglect	AN	16	55	55	5	50
Non-Family Abuse Prot Order	AP	0	1	1	1	-
Capias	CA	0	2	2	1	1
Custody Visitation	CV	96	278	278	131	147
Felony	DF	5	36	36	10	26
Misdemeanor	DM	29	133	135	37	97
Foster Care Review	FC	6	7	7	7	-
Initial Foster Care	IF	1	1	1	1	-
Motion - Prot Order	MP	2	6	6	2	4
Permanency	PH	3	3	3	3	-
Remand Custody	RC	4	4	4	4	-
Show Cause	SC	0	1	1	0	1
Status	ST	4	10	11	3	8
Traffic	T	16	44	45	20	25
Truancy	TR	2	6	6	1	5
Juvenile Total		184	587	591	226	364
Roanoke County Totals		342	1,042	1,046	410	635



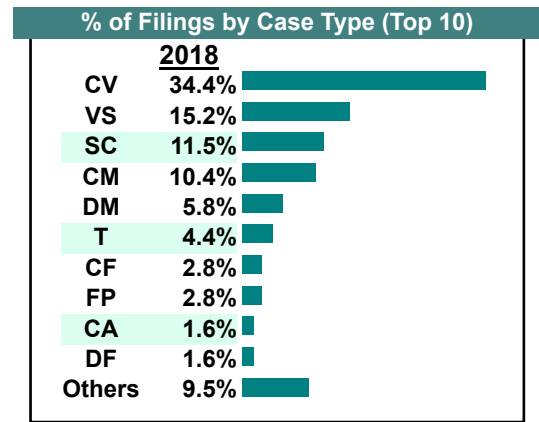
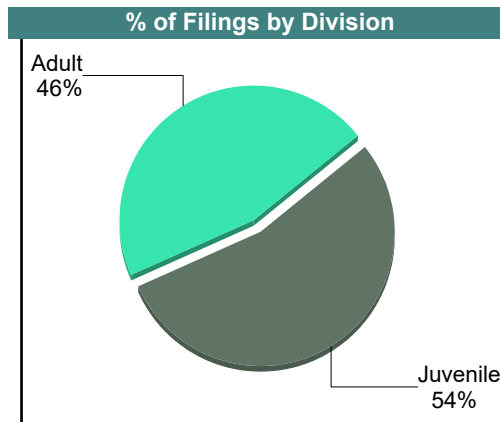

April 2018

		<u>Filings</u>	<u>Hearings</u>	<u>Transactions</u>	<u>Concluded</u>	<u>Cont</u>
<u>Adult</u>						
Capias	CA	5	14	14	6	8
Felony	CF	11	32	32	7	25
Misdemeanor	CM	39	140	140	65	75
Family Abuse - Prot Order	FP	11	24	24	13	11
Motion - Prot Order	MP	4	4	4	4	-
Violation of PO	PV	3	3	3	3	-
Remand Support	RS	6	6	6	6	-
Show Cause	SC	36	97	97	30	67
Civil Support	VS	45	83	83	43	40
Adult Total		160	403	403	177	226
<u>Juvenile</u>						
Abuse or Neglect	AN	13	36	36	5	31
Capias	CA	1	1	1	0	1
Custody Visitation	CV	103	243	243	117	126
Felony	DF	5	33	33	5	28
Misdemeanor	DM	34	104	109	27	82
Entrustment	ET	0	1	1	1	-
Foster Care Review	FC	1	3	3	3	-
Initial Foster Care	IF	1	1	1	1	-
Motion - Prot Order	MP	2	3	3	3	-
Permanency	PH	2	2	2	2	-
Petition	PT	1	2	2	0	2
Remand Custody	RC	4	4	4	4	-
Status	ST	4	13	13	0	13
Traffic	T	22	48	49	23	26
Term Parental Rights	TP	1	1	1	1	-
Truancy	TR	0	5	5	2	3
Voluntary Continuing Services Agreement	VA	1	1	1	1	-
Juvenile Total		195	501	507	195	312
Roanoke County Totals		355	904	910	372	538



March 2018

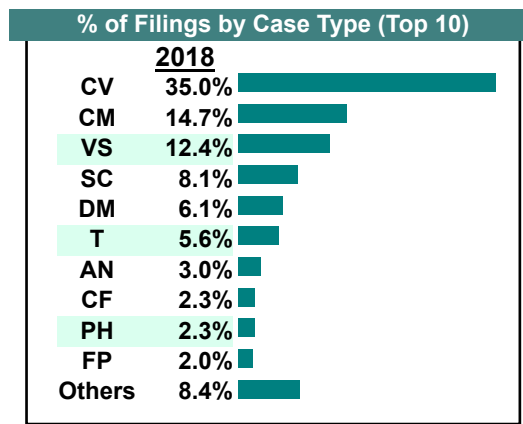
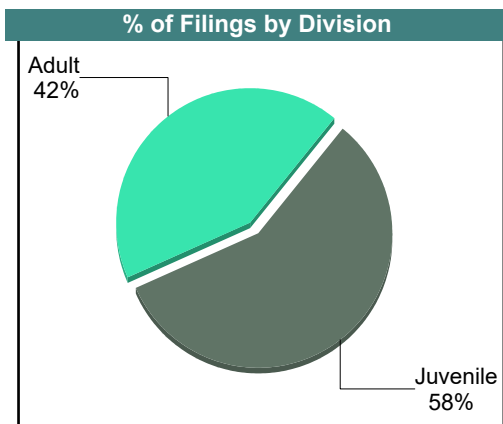

		<u>Filings</u>	<u>Hearings</u>	<u>Transactions</u>	<u>Concluded</u>	<u>Cont</u>
Adult						
Non-Family Abuse Prot Order	AP	1	2	2	1	1
Bond Forfeiture	BF	0	1	1	1	-
Capias	CA	7	25	25	8	17
Felony	CF	12	36	36	16	20
Misdemeanor	CM	45	147	147	50	97
Family Abuse - Prot Order	FP	12	26	26	12	14
Motion - Prot Order	MP	1	3	3	1	2
Remand Support	RS	2	2	2	2	-
Show Cause	SC	50	112	112	31	81
SL/Other	SL	2	2	2	2	-
Civil Support	VS	66	104	104	60	44
Adult Total		198	460	460	184	276
Juvenile						
Abuse or Neglect	AN	2	19	19	10	9
Non-Family Abuse Prot Order	AP	1	1	1	0	1
Custody Visitation	CV	149	295	295	127	168
Felony	DF	7	32	32	1	31
Misdemeanor	DM	25	111	112	19	93
Foster Care Review	FC	4	4	4	3	1
Initial Foster Care	IF	4	4	4	4	-
Motion - Prot Order	MP	6	6	6	2	4
Permanency	PH	6	6	6	6	-
Petition	PT	0	1	1	1	-
Remand Custody	RC	6	6	6	6	-
Show Cause	SC	0	1	1	0	1
Status	ST	1	4	4	0	4
Traffic	T	19	31	32	12	20
Term Parental Rights	TP	4	4	4	4	-
Truancy	TR	0	2	2	1	1
Voluntary Continuing Services Agreement	VA	1	1	1	1	-
Juvenile Total		235	528	530	197	333
Roanoke County Totals		433	988	990	381	609



		<u>Filings</u>	<u>Hearings</u>	<u>Transactions</u>	<u>Concluded</u>	<u>Cont</u>
Adult						
Non-Family Abuse Prot Order	AP	1	1	1	1	-
Capias	CA	5	19	19	10	9
Felony	CF	9	30	30	12	18
Misdemeanor	CM	58	162	162	57	105
Family Abuse - Prot Order	FP	8	18	18	9	9
Motion - Prot Order	MP	0	1	1	1	-
Violation of PO	PV	2	2	2	2	-
Remand Support	RS	2	2	2	2	-
Show Cause	SC	32	111	111	51	60
SL/Other	SL	1	1	1	1	-
Civil Support	VS	49	99	99	56	43
Adult Total		167	446	446	202	244

Juvenile						
Abuse or Neglect	AN	12	33	33	5	28
Custody Relief	CR	1	1	1	1	-
Custody Visitation	CV	138	262	262	128	134
Felony	DF	2	29	29	9	20
Misdemeanor	DM	24	97	97	21	76
Entrustment	ET	1	1	1	0	1
Foster Care Review	FC	2	2	2	2	-
Initial Foster Care	IF	3	3	3	3	-
Motion - Prot Order	MP	1	1	1	1	-
Permanency	PH	9	9	9	9	-
Petition	PT	4	4	4	2	2
Remand Custody	RC	2	2	2	2	-
Show Cause	SC	0	1	1	1	-
Status	ST	2	11	11	4	7
Traffic	T	22	50	52	28	24
Truancy	TR	1	3	3	0	3
Voluntary Continuing Services Agreement	VA	3	3	3	3	-
Juvenile Total		227	512	514	219	295

Roanoke County Totals		394	958	960	421	539
------------------------------	--	------------	------------	------------	------------	------------

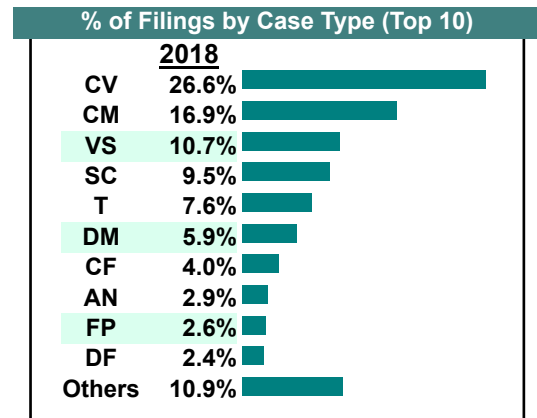
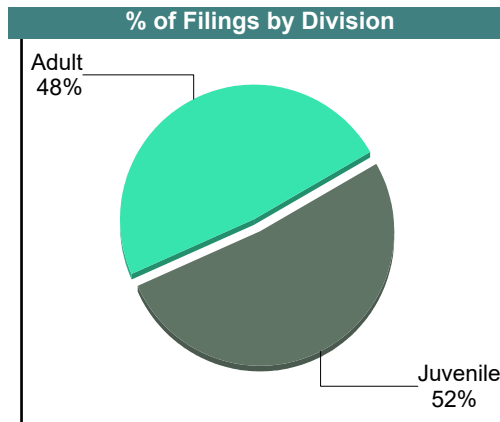



January 2018

		Filings	Hearings	Transactions	Concluded	Cont
Adult						
Non-Family Abuse Prot Order	AP	1	3	3	2	1
Bond Forfeiture	BF	0	1	1	0	1
Capias	CA	8	26	26	7	19
Felony	CF	17	36	36	6	30
Misdemeanor	CM	71	158	158	41	117
Family Abuse - Prot Order	FP	10	12	12	2	10
Motion - Prot Order	MP	4	5	5	3	2
Violation of PO	PV	2	2	2	2	-
Remand Support	RS	3	3	3	3	-
Show Cause	SC	40	157	157	50	107
SL/Other	SL	3	3	3	2	1
Civil Support	VS	45	78	78	38	40
Adult Total		204	484	484	156	328

		Filings	Hearings	Transactions	Concluded	Cont
Juvenile						
Abuse or Neglect	AN	12	33	33	6	27
Non-Family Abuse Prot Order	AP	0	2	2	2	-
Custody Visitation	CV	112	246	246	109	137
Felony	DF	10	40	40	7	33
Misdemeanor	DM	25	87	90	22	67
Foster Care Review	FC	4	4	4	2	2
Family Abuse - Prot Order	FP	1	1	1	1	-
Initial Foster Care	IF	3	3	3	3	-
Motion - Prot Order	MP	4	7	7	6	1
Permanency	PH	2	2	2	2	-
Remand Custody	RC	7	7	7	7	-
Show Cause	SC	0	3	3	0	3
Status	ST	5	14	14	1	13
Traffic	T	32	45	49	17	32
Truancy	TR	0	3	3	1	2
Juvenile Total		217	497	504	186	317

	Filings	Hearings	Transactions	Concluded	Cont
Roanoke County Totals	421	981	988	342	645

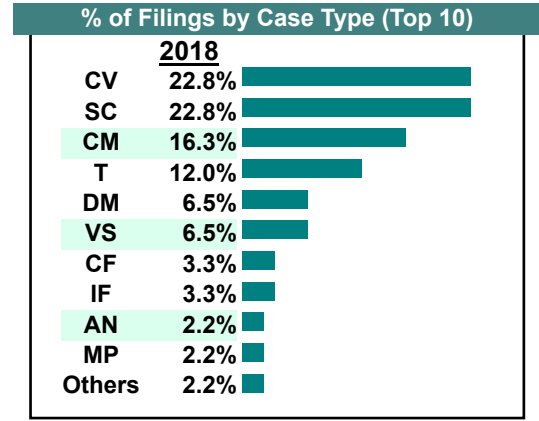
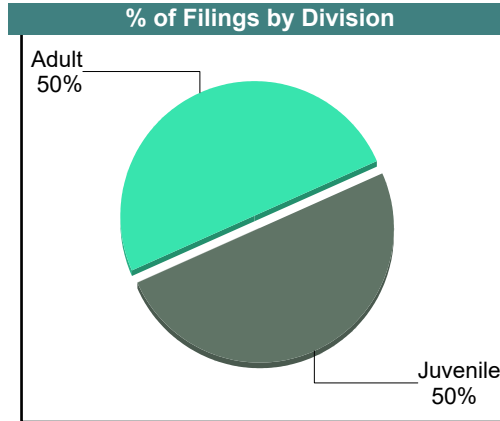
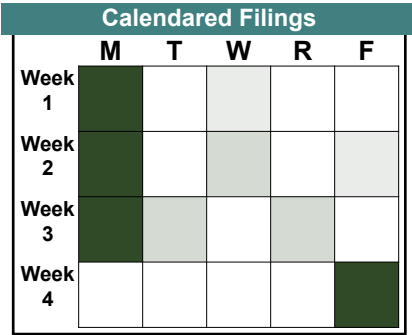


CASELOAD STATISTICS OF THE JUVENILE & DOMESTIC RELATIONS COURTS

December 2018

Salem
District: 23

		<u>Filings</u>	<u>Hearings</u>	<u>Transactions</u>	<u>Concluded</u>	<u>Cont</u>
<u>Adult</u>						
Capias	CA	0	4	4	1	2
Felony	CF	3	6	6	2	4
Misdemeanor	CM	15	78	78	31	47
Family Abuse - Prot Order	FP	1	2	2	1	1
Motion - Prot Order	MP	0	1	1	0	1
Show Cause	SC	21	48	48	7	41
Civil Support	VS	6	14	14	5	9
Adult Total		46	153	153	47	105
<u>Juvenile</u>						
Abuse or Neglect	AN	2	8	8	1	7
Custody Relief	CR	0	2	2	0	2
Custody Visitation	CV	21	53	53	6	47
Felony	DF	0	3	3	1	2
Misdemeanor	DM	6	36	36	9	24
Initial Foster Care	IF	3	5	5	2	3
Motion - Prot Order	MP	2	2	2	0	2
Petition	PT	0	1	1	0	1
Status	ST	0	4	4	0	4
Traffic	T	11	20	22	7	14
Term Parental Rights	TP	0	6	6	0	6
Voluntary Continuing Services Agreement	VA	1	1	1	0	1
Juvenile Total		46	141	143	26	113
Salem Totals		92	294	296	73	218



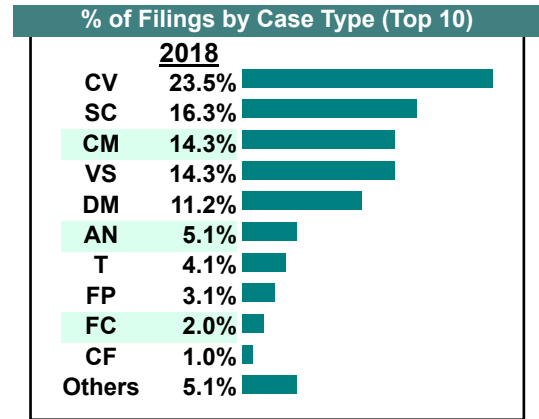
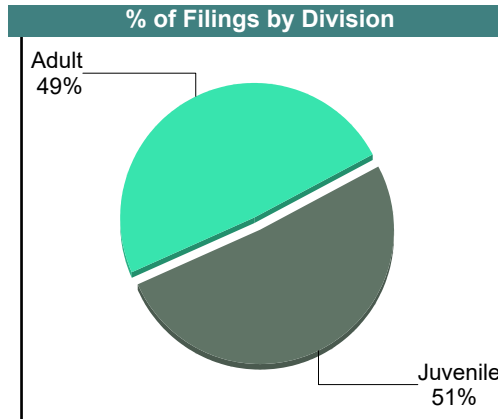
CASELOAD STATISTICS OF THE JUVENILE & DOMESTIC RELATIONS COURTS

November 2018

Salem
District: 23

		<u>Filings</u>	<u>Hearings</u>	<u>Transactions</u>	<u>Concluded</u>	<u>Cont</u>
<u>Adult</u>						
Capias	CA	0	3	3	0	3
Felony	CF	1	5	5	2	3
Misdemeanor	CM	14	65	65	17	48
Family Abuse - Prot Order	FP	2	5	5	1	4
Remand Support	RS	1	1	1	1	-
Show Cause	SC	16	36	36	8	27
Civil Support	VS	14	30	30	16	14
Adult Total		48	145	145	45	99
<u>Juvenile</u>						
Abuse or Neglect	AN	5	13	13	4	9
Child in Need of Services	CS	0	1	1	0	1
Custody Visitation	CV	23	48	48	24	21
Felony	DF	0	12	12	1	10
Misdemeanor	DM	11	60	60	13	46
Foster Care Review	FC	2	2	2	2	-
Family Abuse - Prot Order	FP	1	2	2	1	1
Initial Foster Care	IF	1	1	1	1	-
Motion - Prot Order	MP	1	1	1	1	-
Permanency	PH	1	2	2	2	-
Status	ST	0	4	4	2	2
Traffic	T	4	13	14	6	7
Voluntary Continuing Services Agreement	VA	1	1	1	1	-
Juvenile Total		50	160	161	58	97
Salem Totals		98	305	306	103	196

Calendared Filings					
	M	T	W	R	F
Week 1					
Week 2					
Week 3					
Week 4					
Week 5					



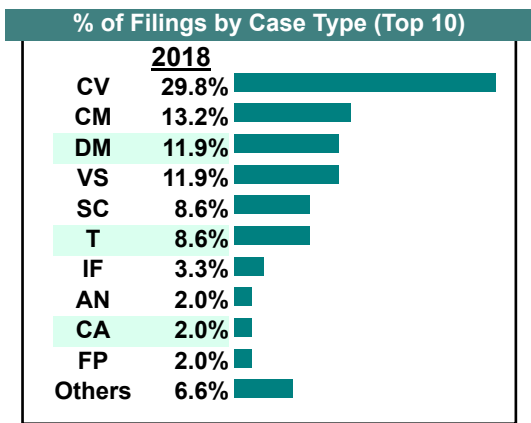
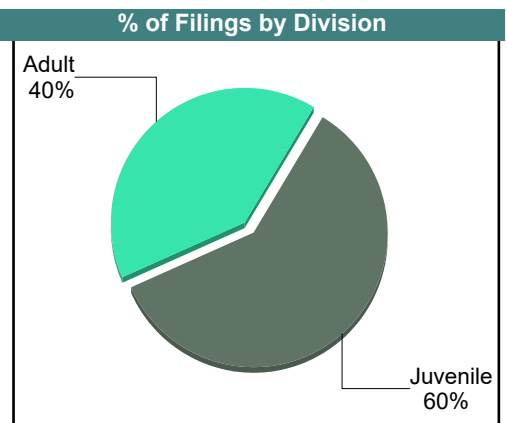
CASELOAD STATISTICS OF THE JUVENILE & DOMESTIC RELATIONS COURTS

October 2018

Salem
District: 23

		<u>Filings</u>	<u>Hearings</u>	<u>Transactions</u>	<u>Concluded</u>	<u>Cont</u>
<u>Adult</u>						
Capias	CA	3	5	5	0	5
Felony	CF	1	9	9	6	3
Misdemeanor	CM	20	96	96	30	66
Family Abuse - Prot Order	FP	3	8	8	6	2
Motion - Prot Order	MP	3	4	4	3	1
Show Cause	SC	13	27	27	4	23
Civil Support	VS	18	31	31	17	14
Adult Total		61	180	180	66	114
<u>Juvenile</u>						
Abuse or Neglect	AN	3	13	13	6	7
Capias	CA	0	1	1	0	1
Custody Relief	CR	1	1	1	0	1
Child in Need of Services	CS	1	1	1	0	1
Custody Visitation	CV	45	76	76	35	41
Felony	DF	2	21	21	7	14
Misdemeanor	DM	18	53	53	9	43
Initial Foster Care	IF	5	5	5	5	-
Permanency	PH	1	4	4	3	1
Petition	PT	0	1	1	1	-
Status	ST	1	4	5	1	4
Traffic	T	13	16	21	10	11
Term Parental Rights	TP	0	9	9	9	-
Juvenile Total		90	205	211	86	124
Salem Totals		151	385	391	152	238

Calendared Filings					
	M	T	W	R	F
Week 1	■				■
Week 2			■		
Week 3	■				■
Week 4	■				■
Week 5	■				■

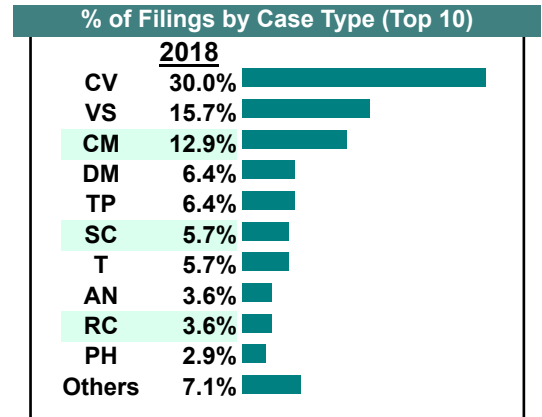
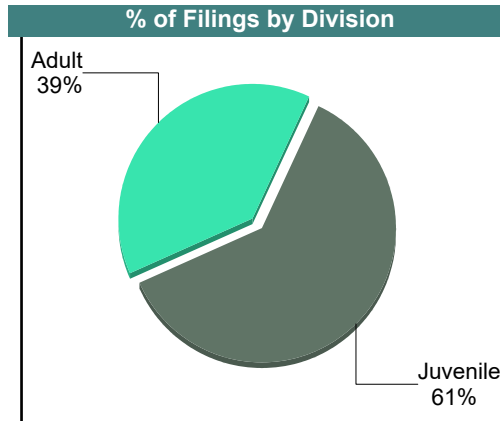
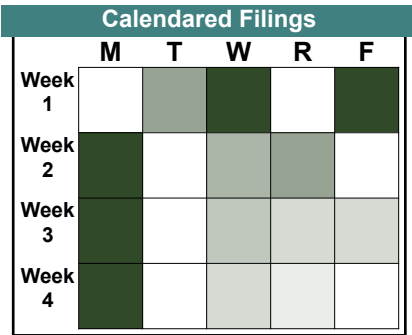


CASELOAD STATISTICS OF THE JUVENILE & DOMESTIC RELATIONS COURTS

September 2018

Salem
District: 23

		<u>Filings</u>	<u>Hearings</u>	<u>Transactions</u>	<u>Concluded</u>	<u>Cont</u>
<u>Adult</u>						
Capias	CA	1	2	2	1	1
Felony	CF	2	27	27	14	13
Misdemeanor	CM	18	86	86	28	58
Family Abuse - Prot Order	FP	2	6	6	3	3
Motion - Prot Order	MP	1	1	1	0	1
Show Cause	SC	8	16	16	5	11
Civil Support	VS	22	33	33	16	17
Adult Total		54	171	171	67	104
<u>Juvenile</u>						
Abuse or Neglect	AN	5	15	15	4	11
Custody Visitation	CV	42	75	75	28	46
Felony	DF	2	30	30	5	25
Misdemeanor	DM	9	33	33	7	25
Permanency	PH	4	7	7	4	3
Petition	PT	1	1	1	0	1
Remand Custody	RC	5	5	5	5	-
Remand Visitation	RV	1	1	1	1	-
Status	ST	0	2	2	0	1
Traffic	T	8	15	17	7	10
Term Parental Rights	TP	9	15	15	0	15
Juvenile Total		86	199	201	61	137
Salem Totals		140	370	372	128	241

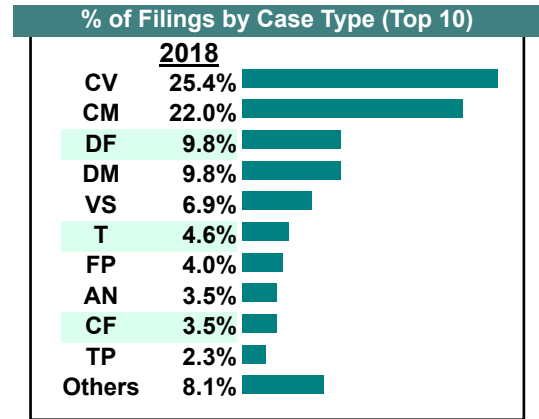
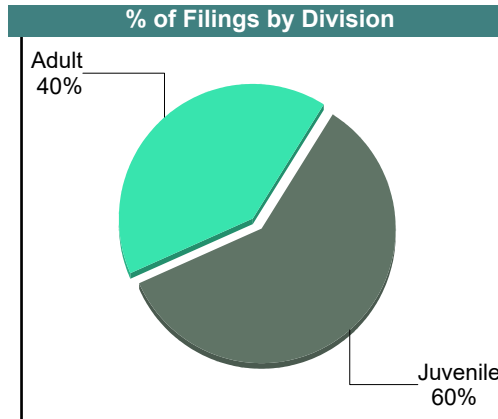
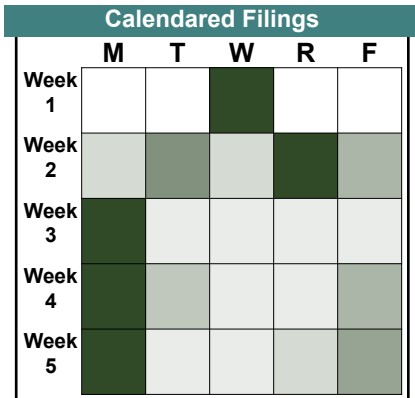


CASELOAD STATISTICS OF THE JUVENILE & DOMESTIC RELATIONS COURTS

August 2018

Salem
District: 23

		<u>Filings</u>	<u>Hearings</u>	<u>Transactions</u>	<u>Concluded</u>	<u>Cont</u>
<u>Adult</u>						
Capias	CA	2	2	2	1	1
Felony	CF	6	25	25	11	14
Misdemeanor	CM	38	104	104	26	78
Family Abuse - Prot Order	FP	7	8	8	3	5
Motion - Prot Order	MP	1	1	1	1	-
Remand Support	RS	1	1	1	1	-
Show Cause	SC	3	10	10	5	5
Civil Support	VS	12	18	18	14	4
Adult Total		70	169	169	62	107
<u>Juvenile</u>						
Abuse or Neglect	AN	6	19	19	5	14
Custody Relief	CR	1	1	1	1	-
Custody Visitation	CV	44	61	61	38	21
Felony	DF	17	48	48	8	39
Misdemeanor	DM	17	55	55	5	47
Foster Care Review	FC	2	2	2	2	-
Permanency	PH	3	3	3	3	-
Petition	PT	0	2	2	2	-
Status	ST	0	1	1	0	1
Traffic	T	8	16	16	8	8
Term Parental Rights	TP	4	4	4	3	1
Voluntary Continuing Services Agreement	VA	1	1	1	1	-
Juvenile Total		103	213	213	76	131
Salem Totals		173	382	382	138	238

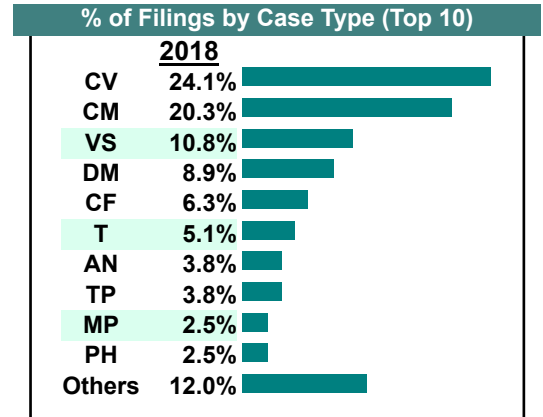
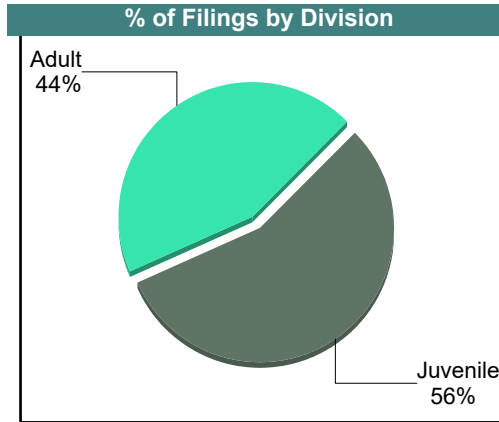
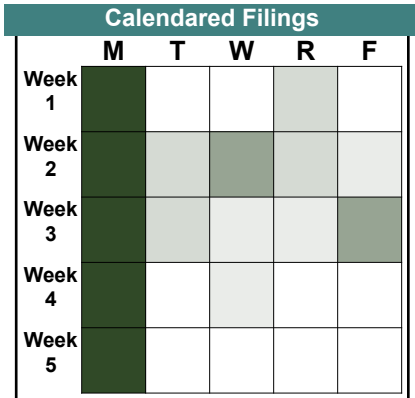


CASELOAD STATISTICS OF THE JUVENILE & DOMESTIC RELATIONS COURTS

July 2018

Salem
District: 23

		<u>Filings</u>	<u>Hearings</u>	<u>Transactions</u>	<u>Concluded</u>	<u>Cont</u>
Adult						
Capias	CA	1	5	5	2	3
Felony	CF	10	41	41	12	29
Misdemeanor	CM	32	115	115	31	81
Crim Support	CS	0	1	1	1	-
Family Abuse - Prot Order	FP	3	4	4	4	-
Motion - Prot Order	MP	3	4	4	3	1
Show Cause	SC	4	20	20	8	11
Civil Support	VS	17	28	28	13	13
Adult Total		70	218	218	74	138
Juvenile						
Abuse or Neglect	AN	6	22	22	11	11
Capias	CA	0	1	1	0	1
Custody Visitation	CV	38	100	100	62	37
Felony	DF	3	8	8	0	8
Misdemeanor	DM	14	49	49	13	34
Foster Care Review	FC	2	2	2	2	-
Initial Foster Care	IF	2	2	2	2	-
Motion - Prot Order	MP	1	1	1	1	-
Permanency	PH	4	4	4	1	3
Petition	PT	1	1	1	0	1
Status	ST	3	6	6	1	5
Traffic	T	8	17	17	6	9
Term Parental Rights	TP	6	6	6	0	6
Juvenile Total		88	219	219	99	115
Salem Totals		158	437	437	173	253



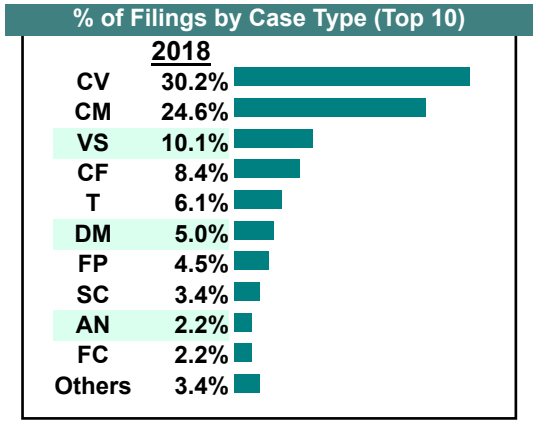
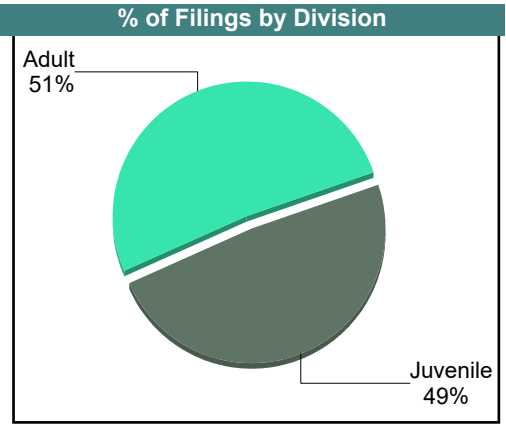
CASELOAD STATISTICS OF THE JUVENILE & DOMESTIC RELATIONS COURTS

June 2018

Salem
District: 23

		<u>Filings</u>	<u>Hearings</u>	<u>Transactions</u>	<u>Concluded</u>	<u>Cont</u>
<u>Adult</u>						
Capias	CA	1	1	1	0	1
Felony	CF	15	38	38	8	30
Misdemeanor	CM	44	127	127	34	93
Family Abuse - Prot Order	FP	8	14	14	7	7
Show Cause	SC	6	27	27	10	17
Civil Support	VS	18	33	33	20	13
Adult Total		92	240	240	79	161
<u>Juvenile</u>						
Abuse or Neglect	AN	4	21	21	6	15
Capias	CA	1	1	1	0	1
Custody Visitation	CV	54	77	77	46	30
Felony	DF	0	18	18	3	15
Misdemeanor	DM	9	37	37	21	16
Foster Care Review	FC	4	4	4	4	-
Petition	PT	3	3	3	1	2
Status	ST	1	3	3	2	1
Traffic	T	11	24	25	16	9
Juvenile Total		87	188	189	99	89
Salem Totals		179	428	429	178	250

	M	T	W	R	F
Week 1					
Week 2					
Week 3					
Week 4					
Week 5					

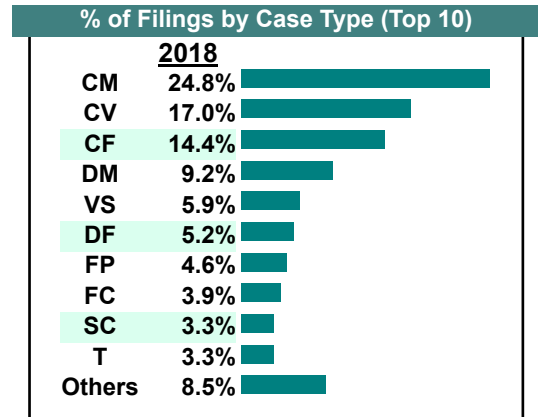
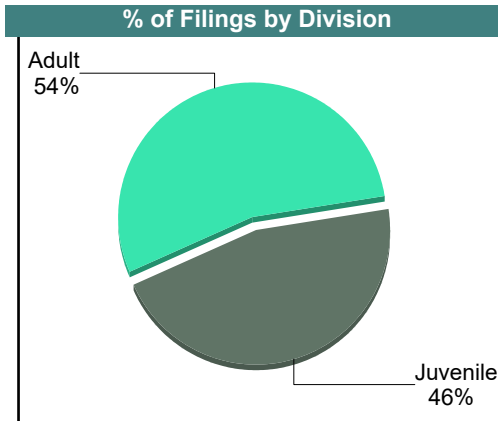
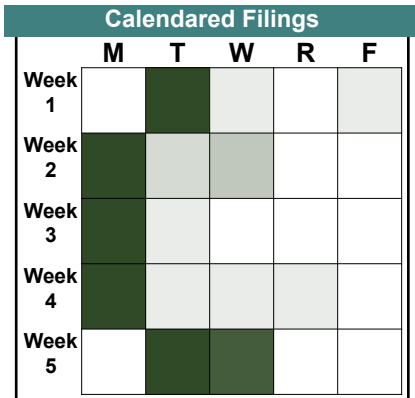


CASELOAD STATISTICS OF THE JUVENILE & DOMESTIC RELATIONS COURTS

May 2018

Salem
District: 23

		<u>Filings</u>	<u>Hearings</u>	<u>Transactions</u>	<u>Concluded</u>	<u>Cont</u>
<u>Adult</u>						
Bond Forfeiture	BF	1	1	1	1	-
Felony	CF	22	38	38	3	35
Misdemeanor	CM	38	88	88	27	61
Crim Support	CS	1	1	1	0	1
Family Abuse - Prot Order	FP	7	12	12	7	5
Other	OT	0	2	2	2	-
Show Cause	SC	5	14	15	3	12
Civil Support	VS	9	12	12	6	6
Adult Total		83	168	169	49	120
<u>Juvenile</u>						
Abuse or Neglect	AN	4	11	11	0	11
Custody Visitation	CV	26	39	39	14	25
Felony	DF	8	25	25	6	19
Misdemeanor	DM	14	36	36	4	32
Foster Care Review	FC	6	6	6	6	-
Permanency	PH	2	2	2	2	-
Petition	PT	1	2	2	2	-
Show Cause	SC	0	1	1	0	1
Status	ST	0	1	1	0	1
Traffic	T	5	16	18	8	10
Term Parental Rights	TP	3	3	3	3	-
Voluntary Continuing Services Agreement	VA	1	1	1	1	-
Juvenile Total		70	143	145	46	99
Salem Totals		153	311	314	95	219

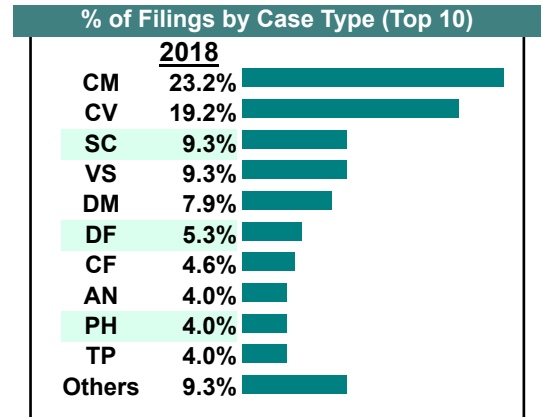
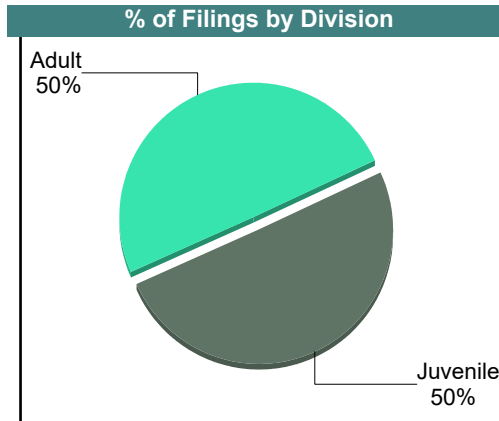
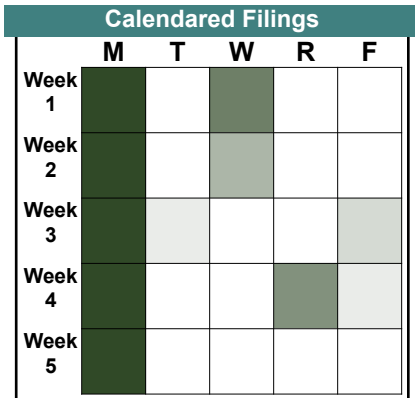


CASELOAD STATISTICS OF THE JUVENILE & DOMESTIC RELATIONS COURTS

April 2018

Salem
District: 23

		<u>Filings</u>	<u>Hearings</u>	<u>Transactions</u>	<u>Concluded</u>	<u>Cont</u>
Adult						
Capias	CA	0	2	2	2	-
Felony	CF	7	22	22	11	11
Misdemeanor	CM	35	99	99	22	76
Family Abuse - Prot Order	FP	4	11	11	6	5
Motion - Prot Order	MP	1	1	1	1	-
Show Cause	SC	14	35	35	17	18
Civil Support	VS	14	26	26	20	6
Adult Total		75	196	196	79	116
Juvenile						
Abuse or Neglect	AN	6	17	17	2	15
Custody Visitation	CV	29	61	61	40	21
Felony	DF	8	18	18	3	15
Misdemeanor	DM	12	29	29	2	27
Foster Care Review	FC	1	1	1	1	-
Initial Foster Care	IF	1	1	1	1	-
Permanency	PH	6	6	6	6	-
Petition	PT	0	2	2	1	1
Status	ST	3	5	5	2	3
Traffic	T	4	18	18	8	10
Term Parental Rights	TP	6	6	6	6	-
Juvenile Total		76	164	164	72	92
Salem Totals		151	360	360	151	208



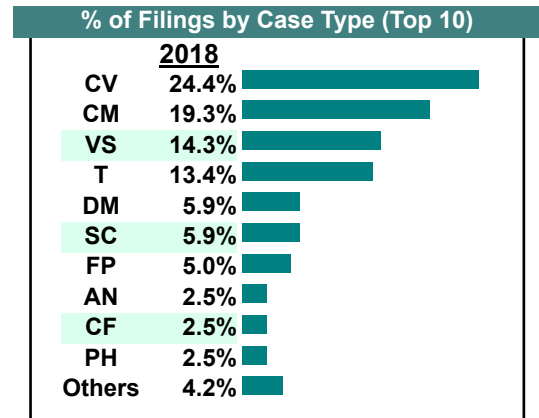
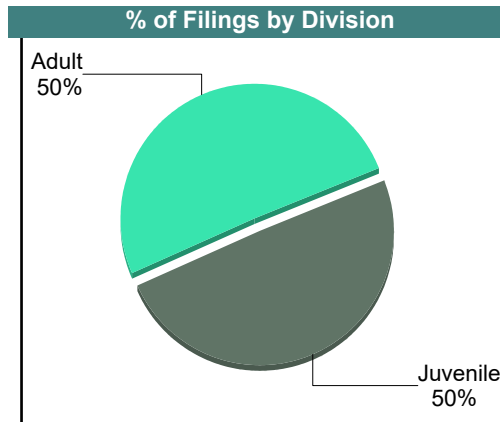
CASELOAD STATISTICS OF THE JUVENILE & DOMESTIC RELATIONS COURTS

March 2018

Salem
District: 23

		<u>Filings</u>	<u>Hearings</u>	<u>Transactions</u>	<u>Concluded</u>	<u>Cont</u>
Adult						
Capias	CA	0	2	2	0	2
Felony	CF	3	7	7	2	5
Misdemeanor	CM	23	91	91	30	61
Family Abuse - Prot Order	FP	6	12	12	6	6
Motion - Prot Order	MP	2	2	2	2	-
Other	OT	2	2	2	0	2
Show Cause	SC	7	32	32	11	21
Civil Support	VS	17	24	24	11	13
Adult Total		60	172	172	62	110
Juvenile						
Abuse or Neglect	AN	3	13	13	3	10
Custody Visitation	CV	29	57	57	18	39
Felony	DF	0	5	5	2	3
Misdemeanor	DM	7	34	34	6	28
Initial Foster Care	IF	1	1	1	1	-
Permanency	PH	3	4	4	3	1
Show Cause	SC	0	1	1	0	1
Status	ST	0	1	1	0	1
Traffic	T	16	19	26	10	16
Juvenile Total		59	135	142	43	99
Salem Totals		119	307	314	105	209

Calendared Filings					
	M	T	W	R	F
Week 1					
Week 2					
Week 3					
Week 4					
Week 5					


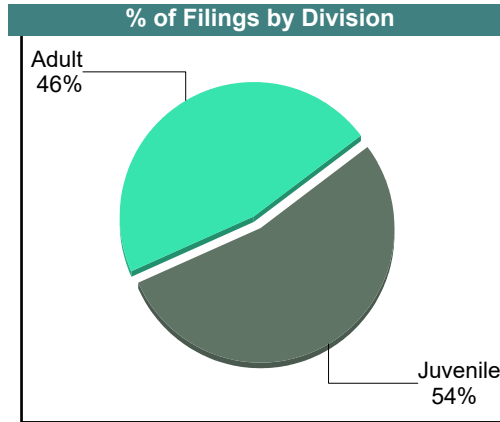



CASELOAD STATISTICS OF THE JUVENILE & DOMESTIC RELATIONS COURTS

February 2018

Salem
District: 23

		<u>Filings</u>	<u>Hearings</u>	<u>Transactions</u>	<u>Concluded</u>	<u>Cont</u>
Adult						
Felony	CF	1	20	20	9	11
Misdemeanor	CM	32	74	74	21	53
Family Abuse - Prot Order	FP	7	13	13	6	7
Motion - Prot Order	MP	1	1	1	1	-
Show Cause	SC	6	24	24	8	16
SL/Other	SL	0	1	1	1	-
Civil Support	VS	11	15	15	12	3
Adult Total		58	148	148	58	90
Juvenile						
Abuse or Neglect	AN	3	11	11	1	10
Capias	CA	1	1	1	1	-
Custody Visitation	CV	29	45	45	22	23
Felony	DF	4	21	21	1	20
Misdemeanor	DM	12	35	35	15	20
Foster Care Review	FC	2	2	2	2	-
Initial Foster Care	IF	1	1	1	1	-
Permanency	PH	2	2	2	2	-
Petition	PT	2	2	2	0	2
Status	ST	0	2	2	1	1
Traffic	T	8	20	20	6	14
Term Parental Rights	TP	2	2	2	2	-
Truancy	TR	0	1	1	1	-
Voluntary Continuing Services Agreement	VA	1	1	1	1	-
Juvenile Total		67	146	146	56	90
Salem Totals		125	294	294	114	180


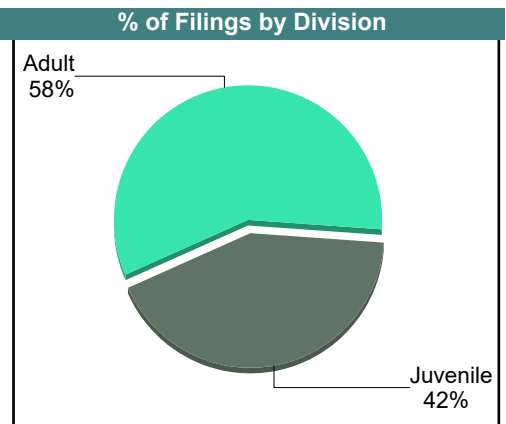



CASELOAD STATISTICS OF THE JUVENILE & DOMESTIC RELATIONS COURTS

January 2018

Salem
District: 23

		<u>Filings</u>	<u>Hearings</u>	<u>Transactions</u>	<u>Concluded</u>	<u>Cont</u>
Adult						
Capias	CA	1	4	4	1	3
Felony	CF	12	21	21	7	14
Misdemeanor	CM	38	87	87	24	63
Family Abuse - Prot Order	FP	2	6	6	5	1
Show Cause	SC	9	22	22	2	20
Civil Support	VS	13	17	17	7	10
Adult Total		75	157	157	46	111
Juvenile						
Abuse or Neglect	AN	3	4	4	0	4
Custody Visitation	CV	23	47	47	36	11
Felony	DF	10	23	23	1	14
Misdemeanor	DM	12	37	37	6	30
Traffic	T	7	13	14	5	9
Juvenile Total		55	124	125	48	68
Salem Totals		130	281	282	94	179



Filings by Court & Division

	<u>Roanoke</u>		<u>Roanoke County</u>		<u>Salem</u>		<u>Total</u>
A Adult Misdemeanor	1,848	66%	585	21%	347	12%	2,780
Civil Support	864	53%	595	37%	171	10%	1,630
Show Cause	823	61%	414	31%	112	8%	1,349
Family Abuse - Prot Ord	399	69%	128	22%	52	9%	579
Adult Felony	284	56%	142	28%	83	16%	509
Capias	13	17%	55	71%	9	12%	77
Motion - Prot Order	17	33%	22	43%	12	24%	51
Remand Support	6	15%	31	79%	2	5%	39
SL/Other	10	40%	15	60%	-	0%	25
Non-Family Abuse Prot	17	71%	7	29%	-	0%	24
Violation of PO	12	60%	8	40%	-	0%	20
Other	5	71%	-	0%	2	29%	7
Protective Order	4	80%	1	20%	-	0%	5
Bond Forfeiture	1	33%	1	33%	1	33%	3
Criminal Support	-	0%	-	0%	1	100%	1
Violation Fam Abuse PC	-	0%	-	0%	-	0%	0
Total	4,303	61%	2,004	28%	792	11%	7,099
J Custody Visitation	2,134	55%	1,341	35%	403	10%	3,878
Delinquency	451	43%	409	39%	195	18%	1,055
Traffic	157	32%	229	47%	103	21%	489
Abuse or Neglect	166	48%	132	38%	50	14%	348
Permanency	197	73%	48	18%	26	10%	271
Foster Care Review	126	66%	45	24%	19	10%	190
Status Offense/Other	92	54%	70	41%	8	5%	170
Term Parental Rights	101	67%	19	13%	30	20%	150
Initial Foster Care	72	64%	27	24%	14	12%	113
Remand Custody	36	47%	36	47%	5	6%	77
Truancy	54	92%	5	8%	-	0%	59
Paternity	31	63%	10	20%	8	16%	49
Motion - Prot Order	16	35%	26	57%	4	9%	46
Voluntary Continuing Se	12	32%	21	55%	5	13%	38
Remand Visitation	34	97%	-	0%	1	3%	35
Emancipation	21	100%	-	0%	-	0%	21
Capias	10	53%	7	37%	2	11%	19
Custody Relief	8	67%	2	17%	2	17%	12
Child in Need of Service	7	64%	3	27%	1	9%	11
Entrustment	8	73%	3	27%	-	0%	11
Family Abuse - Prot Ord	6	75%	1	13%	1	13%	8
Child at Risk	7	100%	-	0%	-	0%	7
Non-Family Abuse Prot	2	29%	5	71%	-	0%	7
Show Cause	2	50%	2	50%	-	0%	4
Restricted O/L	1	100%	-	0%	-	0%	1
Total	3,751	53%	2,441	35%	877	12%	7,069
Total	8,054	57%	4,445	31%	1,669	12%	14,168

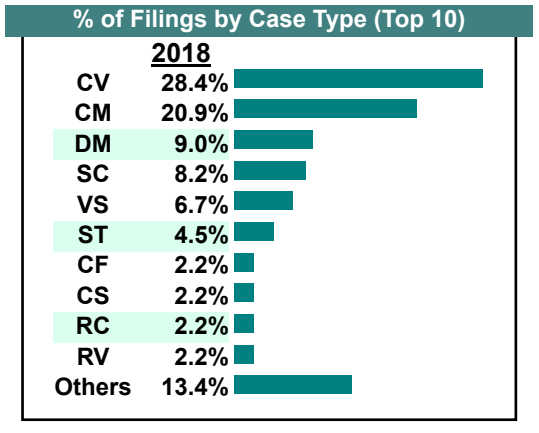
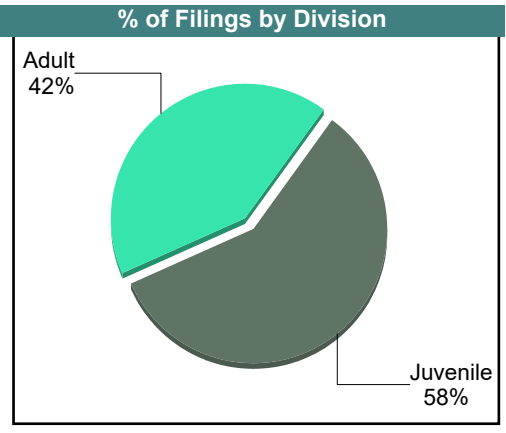
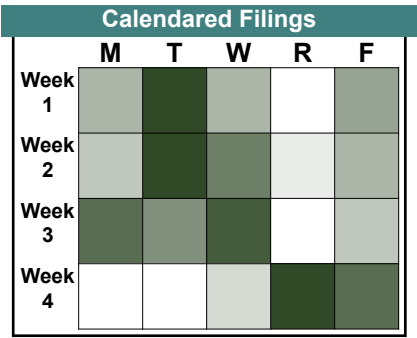
CASELOAD STATISTICS OF THE JUVENILE & DOMESTIC RELATIONS COURTS

Amherst

District: 24

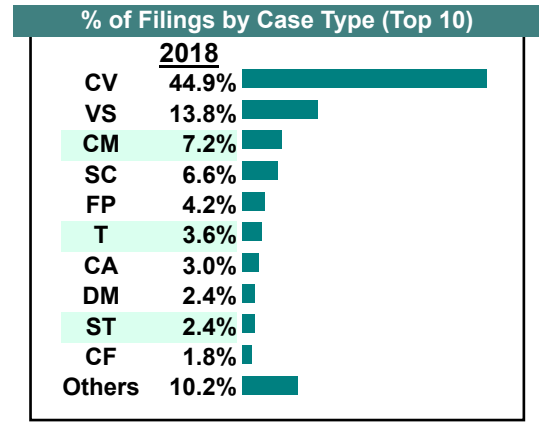
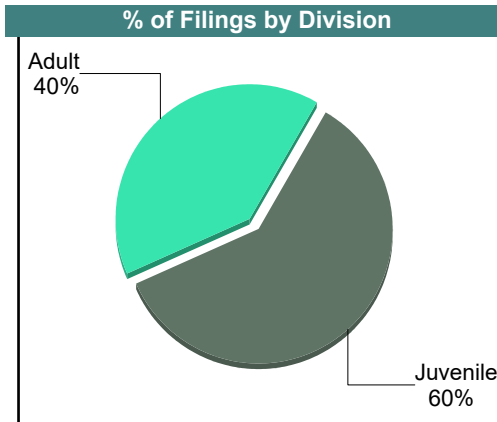

December 2018

		<u>Filings</u>	<u>Hearings</u>	<u>Transactions</u>	<u>Concluded</u>	<u>Cont</u>
<u>Adult</u>						
Capias	CA	1	9	9	4	5
Felony	CF	3	7	7	1	6
Misdemeanor	CM	28	75	75	16	59
Family Abuse - Prot Order	FP	2	9	9	5	4
Motion - Prot Order	MP	1	1	1	0	1
Remand Support	RS	1	1	1	1	-
Show Cause	SC	11	34	34	14	18
Civil Support	VS	9	19	19	14	5
Adult Total		56	155	155	55	98
<u>Juvenile</u>						
Abuse or Neglect	AN	2	13	13	9	4
Non-Family Abuse Prot Order	AP	0	2	2	2	-
Child in Need of Services	CS	3	6	6	1	5
Custody Visitation	CV	38	93	93	61	31
Felony	DF	2	22	22	0	22
Misdemeanor	DM	12	35	35	11	24
Foster Care Review	FC	1	1	1	1	-
Initial Foster Care	IF	2	2	2	2	-
Permanency	PH	1	1	1	1	-
Petition	PT	1	2	2	2	-
Remand Custody	RC	3	3	3	3	-
Remand Visitation	RV	3	3	3	3	-
Status	ST	6	14	14	5	9
Traffic	T	3	3	6	4	2
Truancy	TR	1	1	1	0	1
Juvenile Total		78	201	204	105	98
Amherst Totals		134	356	359	160	196



November 2018

		Filings	Hearings	Transactions	Concluded	Cont
Adult						
Non-Family Abuse Prot Order	AP	0	1	1	1	-
Capias	CA	5	13	13	4	9
Felony	CF	3	19	19	10	9
Misdemeanor	CM	12	36	36	12	24
Family Abuse - Prot Order	FP	7	22	22	12	10
Motion - Prot Order	MP	3	3	3	3	-
Violation of PO	PV	2	2	2	2	-
Show Cause	SC	11	33	33	13	20
SL/Other	SL	1	1	1	1	-
Civil Support	VS	23	33	33	21	12
Adult Total		67	163	163	79	84
Juvenile						
Abuse or Neglect	AN	2	13	13	3	10
Non-Family Abuse Prot Order	AP	1	1	1	0	1
Custody Visitation	CV	75	110	110	73	37
Felony	DF	2	5	5	2	3
Misdemeanor	DM	4	14	14	2	12
Foster Care Review	FC	2	2	2	1	1
Permanency	PH	1	1	1	1	-
Petition	PT	2	5	5	4	1
Status	ST	4	8	8	3	5
Traffic	T	6	12	12	8	4
Term Parental Rights	TP	1	1	1	1	-
Truancy	TR	0	1	1	0	1
Juvenile Total		100	173	173	98	75
Amherst Totals		167	336	336	177	159



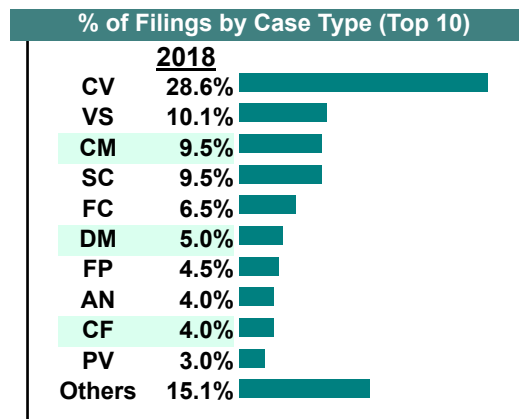
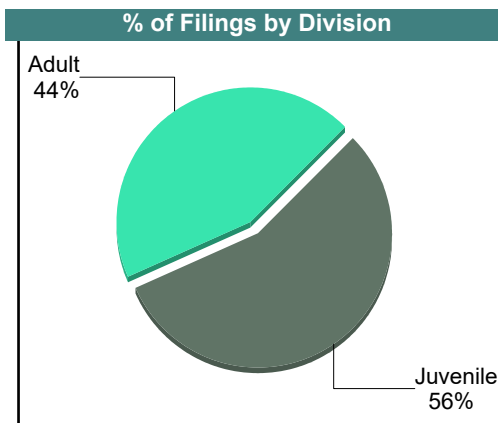
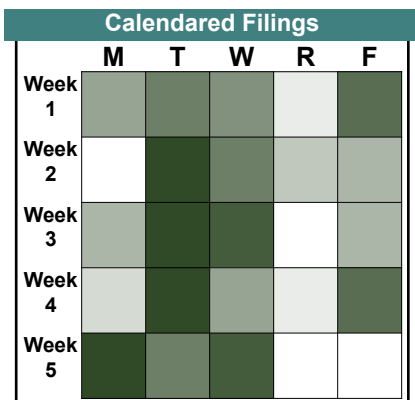
CASELOAD STATISTICS OF THE JUVENILE & DOMESTIC RELATIONS COURTS

October 2018

Amherst

District: 24

		<u>Filings</u>	<u>Hearings</u>	<u>Transactions</u>	<u>Concluded</u>	<u>Cont</u>
<u>Adult</u>						
Non-Family Abuse Prot Order	AP	2	3	3	1	2
Capias	CA	3	12	12	4	8
Felony	CF	8	21	21	4	17
Misdemeanor	CM	19	107	107	62	45
Family Abuse - Prot Order	FP	9	24	24	8	16
Motion - Prot Order	MP	1	1	1	1	-
Violation of PO	PV	6	6	6	6	-
Remand Support	RS	1	1	1	1	-
Show Cause	SC	19	42	42	17	25
Civil Support	VS	20	34	34	19	15
Adult Total		88	251	251	123	128
<u>Juvenile</u>						
Abuse or Neglect	AN	8	30	30	17	13
Child in Need of Services	CS	4	10	10	3	7
Custody Visitation	CV	57	133	133	62	71
Felony	DF	0	2	2	1	1
Misdemeanor	DM	10	30	30	8	22
Entrustment	ET	2	2	2	0	2
Foster Care Review	FC	13	15	15	15	-
Initial Foster Care	IF	2	2	2	2	-
Permanency	PH	1	1	1	1	-
Petition	PT	5	5	5	1	4
Remand Custody	RC	1	1	1	1	-
Remand Visitation	RV	1	1	1	1	-
Status	ST	0	14	14	5	9
Traffic	T	6	9	10	7	3
Term Parental Rights	TP	1	1	1	1	-
Truancy	TR	0	4	4	1	3
Juvenile Total		111	260	261	126	135
Amherst Totals		199	511	512	249	263



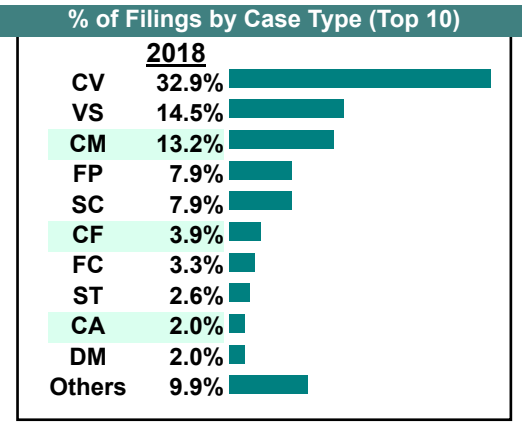
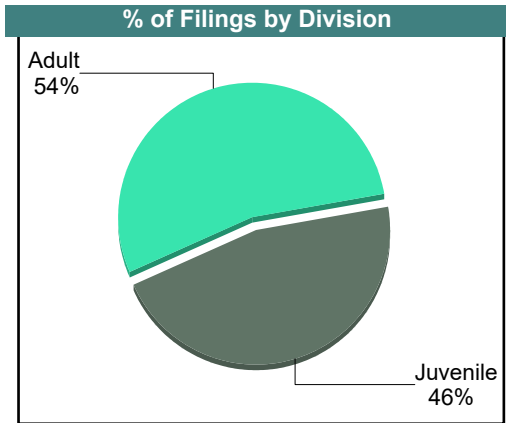
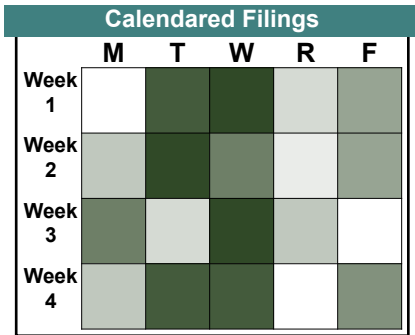
CASELOAD STATISTICS OF THE JUVENILE & DOMESTIC RELATIONS COURTS

September 2018

Amherst

District: 24

		<u>Filings</u>	<u>Hearings</u>	<u>Transactions</u>	<u>Concluded</u>	<u>Cont</u>
Adult						
Non-Family Abuse Prot Order	AP	2	2	2	2	-
Capias	CA	3	10	10	5	5
Felony	CF	6	20	20	8	12
Misdemeanor	CM	20	90	90	24	66
Family Abuse - Prot Order	FP	12	25	25	7	18
Motion - Prot Order	MP	2	2	2	2	-
Other	OT	1	1	1	1	-
Violation of PO	PV	1	1	1	1	-
Remand Support	RS	1	1	1	1	-
Show Cause	SC	12	42	42	20	22
Civil Support	VS	22	38	38	21	17
Adult Total		82	232	232	92	140
Juvenile						
Abuse or Neglect	AN	0	12	12	2	10
Non-Family Abuse Prot Order	AP	0	1	1	0	1
Child in Need of Services	CS	0	3	3	0	3
Custody Visitation	CV	50	91	91	38	53
Felony	DF	0	4	4	0	4
Misdemeanor	DM	3	20	20	6	14
Foster Care Review	FC	5	6	6	6	-
Initial Foster Care	IF	1	1	1	1	-
Petition	PT	1	4	4	4	-
Remand Custody	RC	1	1	1	1	-
Remand Visitation	RV	1	1	1	1	-
Status	ST	4	11	11	3	8
Traffic	T	2	5	7	5	2
Truancy	TR	1	4	4	0	4
Voluntary Continuing Services Agreement	VA	1	1	1	1	-
Juvenile Total		70	165	167	68	99
Amherst Totals		152	397	399	160	239



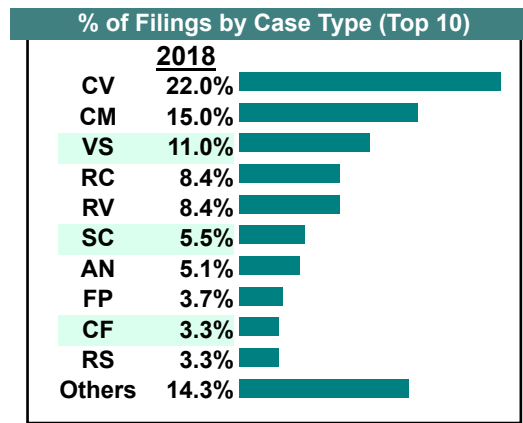
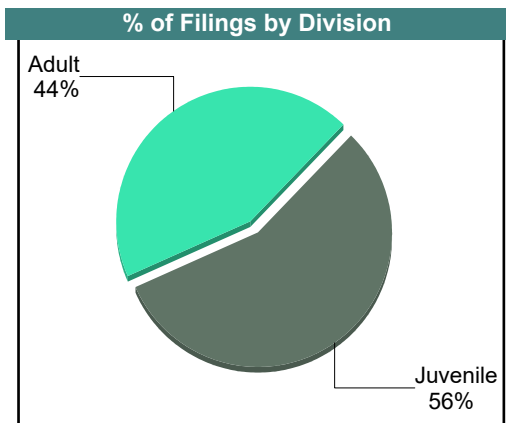

CASELOAD STATISTICS OF THE JUVENILE & DOMESTIC RELATIONS COURTS

August 2018

Amherst

District: 24

		<u>Filings</u>	<u>Hearings</u>	<u>Transactions</u>	<u>Concluded</u>	<u>Cont</u>
<u>Adult</u>						
Non-Family Abuse Prot Order	AP	1	2	2	0	2
Capias	CA	0	17	17	9	8
Felony	CF	9	14	14	2	12
Misdemeanor	CM	41	85	85	25	60
Family Abuse - Prot Order	FP	10	19	19	7	12
Motion - Prot Order	MP	3	3	3	3	-
Violation of PO	PV	1	1	1	1	-
Remand Support	RS	9	9	9	9	-
Show Cause	SC	15	39	39	13	26
SL/Other	SL	1	1	1	1	-
Civil Support	VS	30	40	40	29	11
Adult Total		120	230	230	99	131
<u>Juvenile</u>						
Abuse or Neglect	AN	14	40	40	11	29
Non-Family Abuse Prot Order	AP	1	1	1	0	1
Child in Need of Services	CS	2	3	3	0	3
Custody Visitation	CV	60	119	119	65	54
Felony	DF	1	16	16	1	15
Misdemeanor	DM	8	22	22	7	15
Permanency	PH	1	1	1	1	-
Petition	PT	5	5	5	1	4
Remand Custody	RC	23	23	23	23	-
Remand Visitation	RV	23	23	23	23	-
Status	ST	5	12	12	4	8
Traffic	T	9	10	11	6	5
Term Parental Rights	TP	0	2	2	2	-
Truancy	TR	1	1	1	0	1
Juvenile Total		153	278	279	144	135
Amherst Totals		273	508	509	243	266



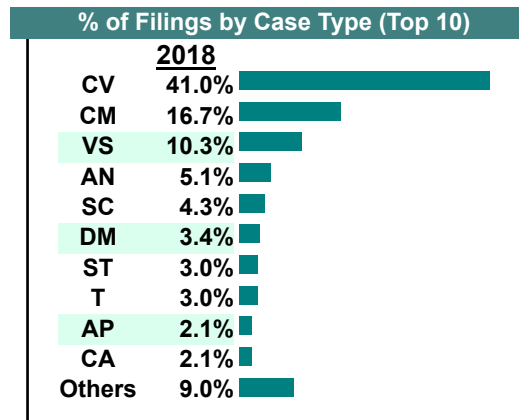
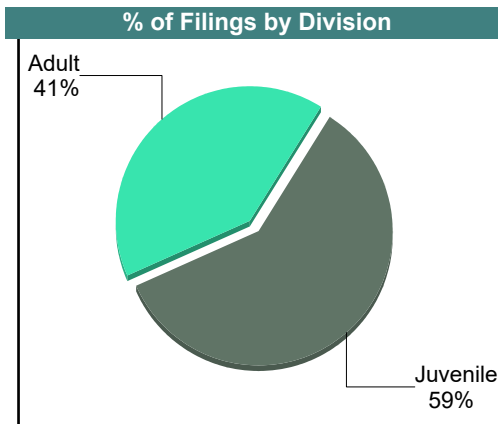

CASELOAD STATISTICS OF THE JUVENILE & DOMESTIC RELATIONS COURTS

July 2018

Amherst

District: 24

		<u>Filings</u>	<u>Hearings</u>	<u>Transactions</u>	<u>Concluded</u>	<u>Cont</u>
<u>Adult</u>						
Non-Family Abuse Prot Order	AP	4	8	8	6	2
Capias	CA	5	18	18	2	16
Felony	CF	4	17	17	11	6
Misdemeanor	CM	39	116	116	34	81
Family Abuse - Prot Order	FP	5	15	15	7	8
Motion - Prot Order	MP	1	2	2	2	-
Violation of PO	PV	2	2	2	2	-
Show Cause	SC	10	41	41	18	23
SL/Other	SL	1	1	1	1	-
Civil Support	VS	24	32	32	22	10
Adult Total		95	252	252	105	146
<u>Juvenile</u>						
Abuse or Neglect	AN	12	33	33	4	29
Non-Family Abuse Prot Order	AP	1	1	1	1	-
Child in Need of Services	CS	0	1	1	0	1
Custody Visitation	CV	96	144	144	88	53
Felony	DF	0	5	5	0	5
Misdemeanor	DM	8	25	25	10	15
Foster Care Review	FC	3	3	3	3	-
Permanency	PH	1	1	1	1	-
Petition	PT	4	5	5	5	-
Violation of PO	PV	0	1	1	0	-
Status	ST	7	25	25	8	17
Traffic	T	7	9	12	5	7
Juvenile Total		139	253	256	125	127
Amherst Totals		234	505	508	230	273



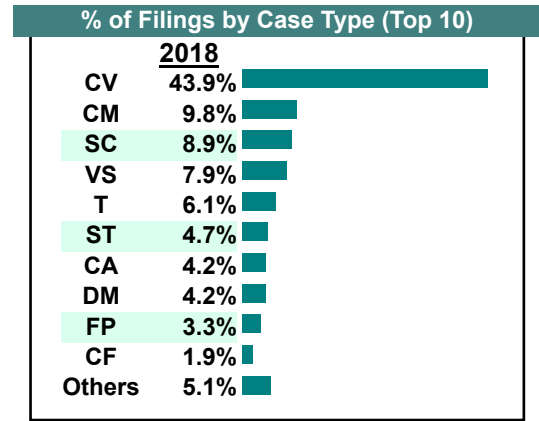
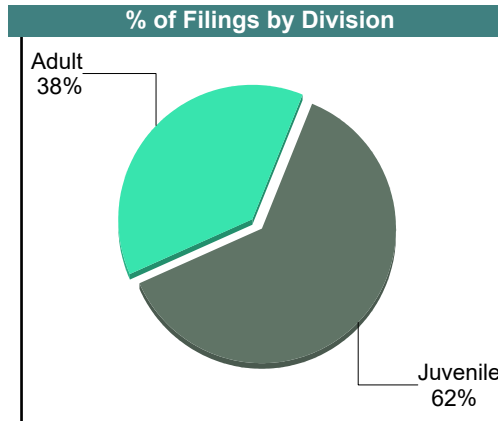
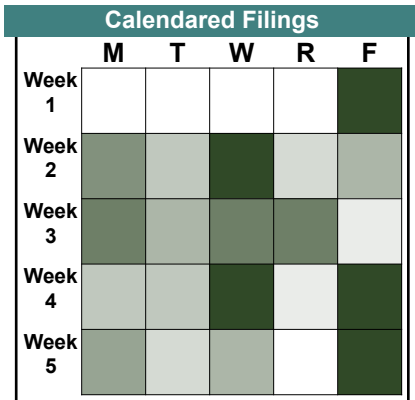
CASELOAD STATISTICS OF THE JUVENILE & DOMESTIC RELATIONS COURTS

June 2018

Amherst

District: 24

		<u>Filings</u>	<u>Hearings</u>	<u>Transactions</u>	<u>Concluded</u>	<u>Cont</u>
Adult						
Non-Family Abuse Prot Order	AP	2	2	2	0	2
Capias	CA	9	27	27	10	17
Felony	CF	4	16	16	7	9
Misdemeanor	CM	21	59	59	19	38
Family Abuse - Prot Order	FP	7	18	18	5	13
Motion - Prot Order	MP	2	2	2	2	-
Show Cause	SC	19	60	60	22	38
Civil Support	VS	17	33	33	19	14
Adult Total		81	217	217	84	131
Juvenile						
Abuse or Neglect	AN	2	16	16	4	12
Child in Need of Services	CS	0	1	1	0	1
Custody Visitation	CV	94	142	142	69	71
Misdemeanor	DM	9	30	30	11	18
Foster Care Review	FC	2	3	3	2	1
Family Abuse - Prot Order	FP	0	2	2	2	-
Petition	PT	2	2	2	1	1
Status	ST	10	33	33	5	28
Traffic	T	13	14	18	15	3
Term Parental Rights	TP	1	1	1	0	1
Truancy	TR	0	2	2	1	1
Juvenile Total		133	246	250	110	137
Amherst Totals		214	463	467	194	268



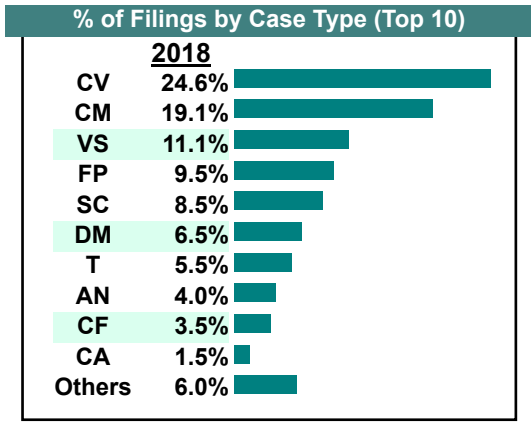
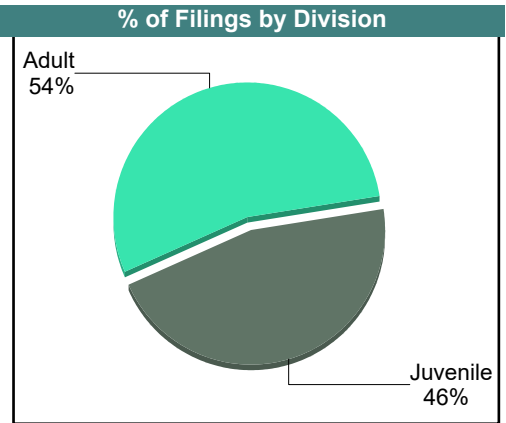

CASELOAD STATISTICS OF THE JUVENILE & DOMESTIC RELATIONS COURTS

May 2018

Amherst

District: 24

		<u>Filings</u>	<u>Hearings</u>	<u>Transactions</u>	<u>Concluded</u>	<u>Cont</u>
<u>Adult</u>						
Non-Family Abuse Prot Order	AP	2	5	5	3	2
Capias	CA	3	7	7	1	6
Felony	CF	7	13	13	4	9
Misdemeanor	CM	38	78	78	11	67
Family Abuse - Prot Order	FP	17	35	35	16	19
Motion - Prot Order	MP	1	2	2	2	-
Violation of PO	PV	1	1	1	1	-
Show Cause	SC	17	55	55	23	32
SL/Other	SL	0	1	1	1	-
Civil Support	VS	22	44	44	33	11
Adult Total		108	241	241	95	146
<u>Juvenile</u>						
Abuse or Neglect	AN	8	12	12	2	10
Child in Need of Services	CS	0	1	1	1	-
Custody Visitation	CV	49	101	101	70	31
Felony	DF	0	15	15	5	10
Misdemeanor	DM	13	32	32	9	23
Entrustment	ET	1	1	1	1	-
Foster Care Review	FC	2	7	7	5	2
Family Abuse - Prot Order	FP	2	4	4	2	2
Permanency	PH	1	1	1	1	-
Petition	PT	0	1	1	1	-
Status	ST	2	15	15	6	9
Traffic	T	11	14	16	13	3
Term Parental Rights	TP	2	3	3	1	2
Juvenile Total		91	207	209	117	92
Amherst Totals		199	448	450	212	238



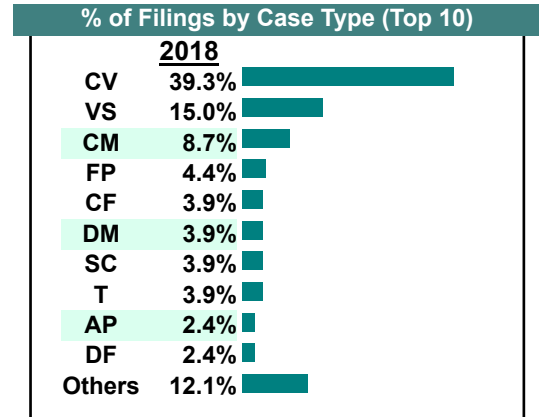
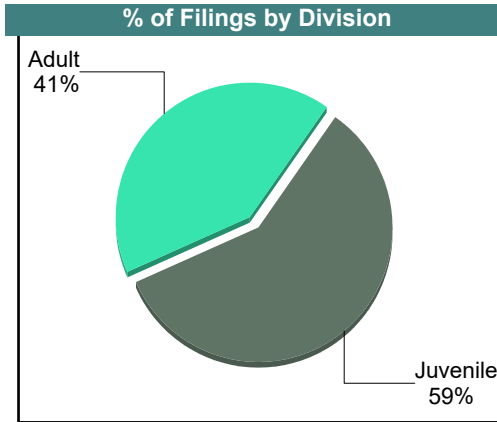
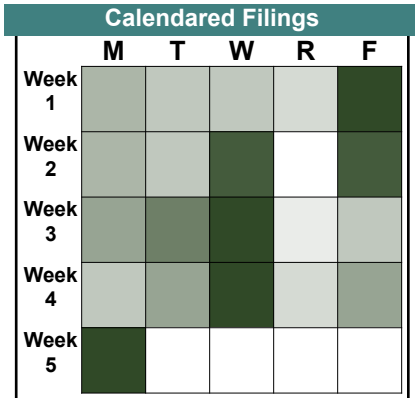
CASELOAD STATISTICS OF THE JUVENILE & DOMESTIC RELATIONS COURTS

Amherst

District: 24

April 2018

		<u>Filings</u>	<u>Hearings</u>	<u>Transactions</u>	<u>Concluded</u>	<u>Cont</u>
Adult						
Non-Family Abuse Prot Order	AP	5	9	9	4	5
Capias	CA	2	8	8	4	4
Felony	CF	8	15	15	5	10
Misdemeanor	CM	18	57	57	25	32
Family Abuse - Prot Order	FP	8	20	20	12	8
Motion - Prot Order	MP	4	4	4	2	2
Violation of PO	PV	1	1	1	1	-
Show Cause	SC	8	52	52	28	24
Civil Support	VS	31	60	60	41	19
Adult Total		85	226	226	122	104
Juvenile						
Abuse or Neglect	AN	1	6	6	1	5
Child in Need of Services	CS	0	1	1	0	1
Custody Visitation	CV	81	152	152	93	59
Felony	DF	5	11	11	0	11
Misdemeanor	DM	8	25	25	12	13
Foster Care Review	FC	5	5	5	2	3
Family Abuse - Prot Order	FP	1	3	3	2	1
Permanency	PH	4	4	4	4	-
Petition	PT	3	3	3	3	-
Status	ST	4	12	12	3	9
Traffic	T	8	11	11	5	6
Term Parental Rights	TP	1	1	1	1	-
Juvenile Total		121	234	234	126	108
Amherst Totals		206	460	460	248	212



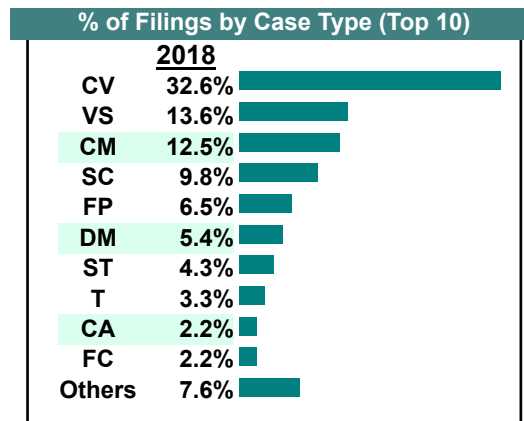
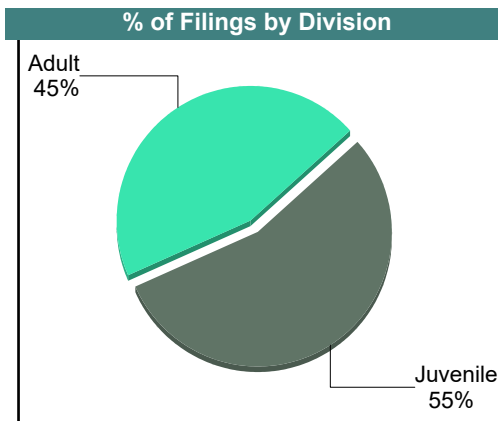

CASELOAD STATISTICS OF THE JUVENILE & DOMESTIC RELATIONS COURTS

March 2018

Amherst

District: 24

		<u>Filings</u>	<u>Hearings</u>	<u>Transactions</u>	<u>Concluded</u>	<u>Cont</u>
<u>Adult</u>						
Capias	CA	4	13	13	7	6
Felony	CF	2	9	9	1	8
Misdemeanor	CM	23	55	55	22	33
Family Abuse - Prot Order	FP	8	17	17	7	10
Motion - Prot Order	MP	1	1	1	1	-
Remand Support	RS	2	2	2	2	-
Show Cause	SC	18	69	69	34	35
Civil Support	VS	25	33	33	19	14
Adult Total		83	199	199	93	106
<u>Juvenile</u>						
Abuse or Neglect	AN	0	14	14	11	3
Custody Visitation	CV	60	112	112	60	52
Felony	DF	0	6	6	3	3
Misdemeanor	DM	10	22	22	10	12
Foster Care Review	FC	4	4	4	2	2
Family Abuse - Prot Order	FP	4	6	6	2	4
Initial Foster Care	IF	3	3	3	3	-
Permanency	PH	2	2	2	2	-
Remand Custody	RC	3	3	3	3	-
Remand Visitation	RV	1	1	1	1	-
Status	ST	8	11	11	1	10
Traffic	T	6	8	10	5	5
Truancy	TR	0	1	1	1	-
Juvenile Total		101	193	195	104	91
Amherst Totals		184	392	394	197	197



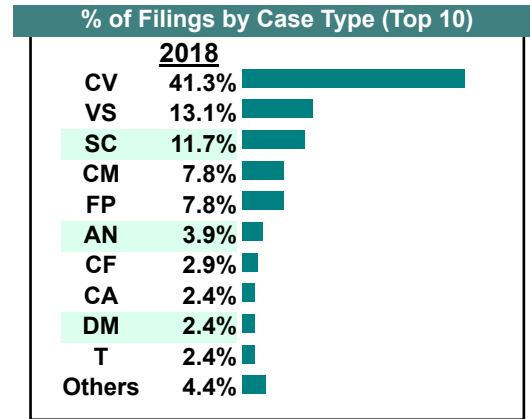
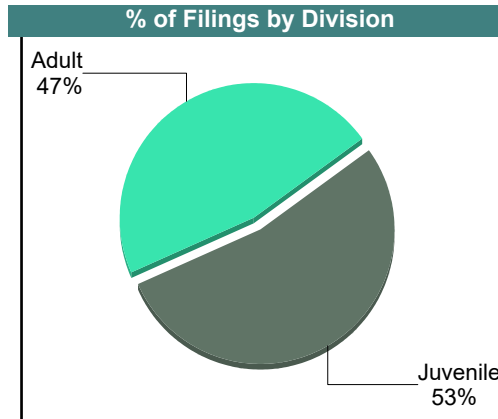

CASELOAD STATISTICS OF THE JUVENILE & DOMESTIC RELATIONS COURTS

February 2018

Amherst

District: 24

		<u>Filings</u>	<u>Hearings</u>	<u>Transactions</u>	<u>Concluded</u>	<u>Cont</u>
<u>Adult</u>						
Capias	CA	5	14	14	4	10
Felony	CF	6	23	23	7	16
Misdemeanor	CM	16	54	54	18	36
Family Abuse - Prot Order	FP	13	34	34	15	19
Motion - Prot Order	MP	4	4	4	4	-
Show Cause	SC	24	75	75	18	57
SL/Other	SL	1	1	1	0	1
Civil Support	VS	27	45	45	18	27
Adult Total		96	250	250	84	166
<u>Juvenile</u>						
Abuse or Neglect	AN	8	25	25	6	19
Custody Visitation	CV	85	146	146	86	60
Felony	DF	0	50	50	37	13
Misdemeanor	DM	5	24	24	9	15
Family Abuse - Prot Order	FP	3	10	10	6	4
Initial Foster Care	IF	1	1	1	1	-
Permanency	PH	1	1	1	1	-
Petition	PT	2	2	2	2	-
Status	ST	0	4	4	2	2
Traffic	T	5	20	20	12	8
Term Parental Rights	TP	0	1	1	1	-
Truancy	TR	0	2	2	1	1
Juvenile Total		110	286	286	164	122
Amherst Totals		206	536	536	248	288



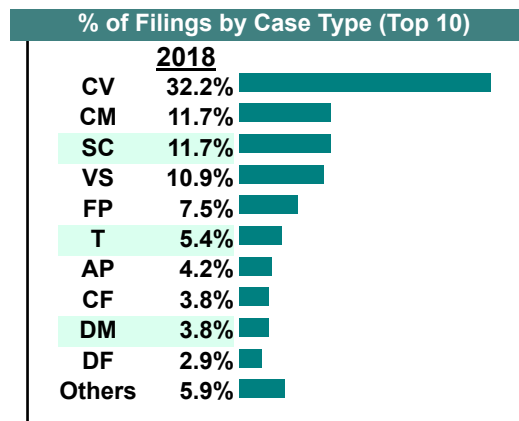
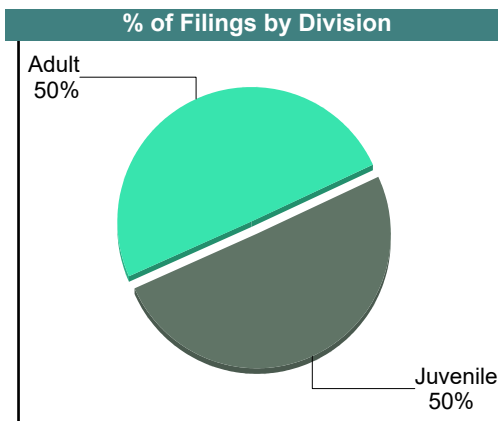

CASELOAD STATISTICS OF THE JUVENILE & DOMESTIC RELATIONS COURTS

January 2018

Amherst

District: 24

		<u>Filings</u>	<u>Hearings</u>	<u>Transactions</u>	<u>Concluded</u>	<u>Cont</u>
Adult						
Non-Family Abuse Prot Order	AP	10	11	11	10	1
Capias	CA	4	16	16	6	10
Felony	CF	9	41	41	28	13
Misdemeanor	CM	28	84	84	31	53
Family Abuse - Prot Order	FP	14	30	30	14	16
Show Cause	SC	28	72	72	21	51
Civil Support	VS	26	37	37	29	8
Adult Total		119	291	291	139	152
Juvenile						
Abuse or Neglect	AN	3	11	11	4	7
Child in Need of Services	CS	0	2	2	1	1
Custody Visitation	CV	77	133	133	78	55
Felony	DF	7	67	67	4	63
Misdemeanor	DM	9	38	38	11	27
Foster Care Review	FC	0	1	1	0	1
Family Abuse - Prot Order	FP	4	4	4	0	4
Permanency	PH	1	1	1	1	-
Petition	PT	0	3	3	3	-
Child at Risk	RI	2	2	2	2	-
Status	ST	4	9	9	3	6
Traffic	T	13	18	19	11	8
Truancy	TR	0	3	3	1	2
Juvenile Total		120	292	293	119	174
Amherst Totals		239	583	584	258	326



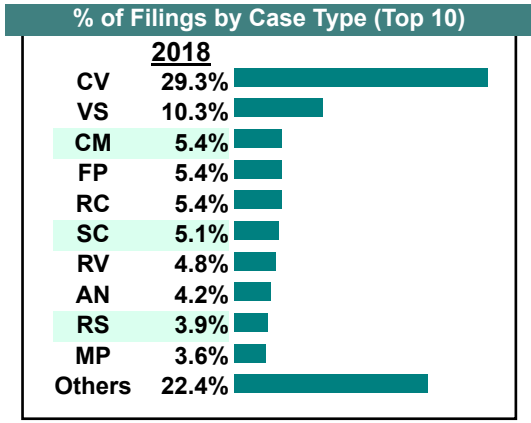
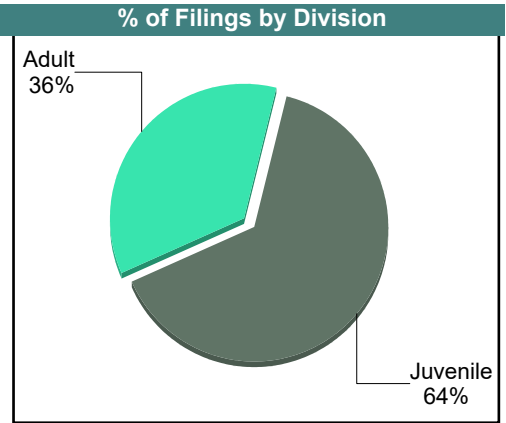
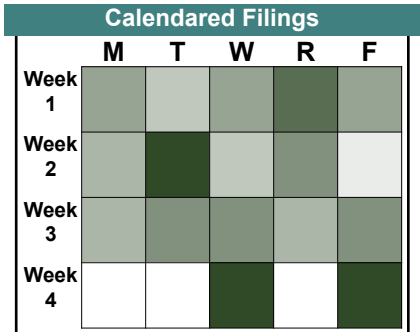
CASELOAD STATISTICS OF THE JUVENILE & DOMESTIC RELATIONS COURTS

December 2018

Bedford

District: 24

		<u>Filings</u>	<u>Hearings</u>	<u>Transactions</u>	<u>Concluded</u>	<u>Cont</u>
Adult						
Non-Family Abuse Prot Order	AP	0	1	1	1	-
Capias	CA	5	13	13	7	6
Felony	CF	4	35	35	21	14
Misdemeanor	CM	18	62	62	29	33
Family Abuse - Prot Order	FP	18	45	45	20	25
Motion - Prot Order	MP	6	6	6	5	1
Violation of PO	PV	3	3	3	3	-
Remand Support	RS	13	13	13	13	-
Show Cause	SC	17	57	57	31	26
Civil Support	VS	34	67	67	36	31
Adult Total		118	302	302	166	136
Juvenile						
Abuse or Neglect	AN	14	52	52	8	44
Custody Relief	CR	1	1	1	1	-
Child in Need of Services	CS	8	47	47	14	33
Custody Visitation	CV	97	285	285	93	192
Felony	DF	0	8	8	1	7
Misdemeanor	DM	6	29	29	10	19
Foster Care Review	FC	9	9	9	9	-
Initial Foster Care	IF	2	2	2	2	-
Motion - Prot Order	MP	6	6	6	6	-
Permanency	PH	9	9	9	7	2
Petition	PT	2	6	6	3	3
Remand Custody	RC	18	18	18	18	-
Remand Visitation	RV	16	16	16	16	-
Show Cause	SC	0	2	2	2	-
Status	ST	5	19	19	10	9
Traffic	T	3	7	8	5	3
Term Parental Rights	TP	6	6	6	0	6
Truancy	TR	7	31	31	8	23
Voluntary Continuing Services Agreement	VA	4	4	4	4	-
Juvenile Total		213	557	558	217	341
Bedford Totals		331	859	860	383	477



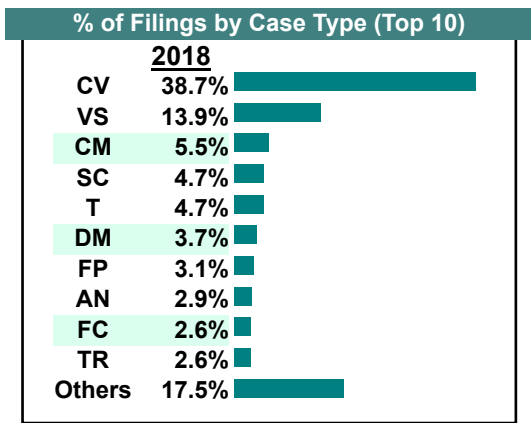
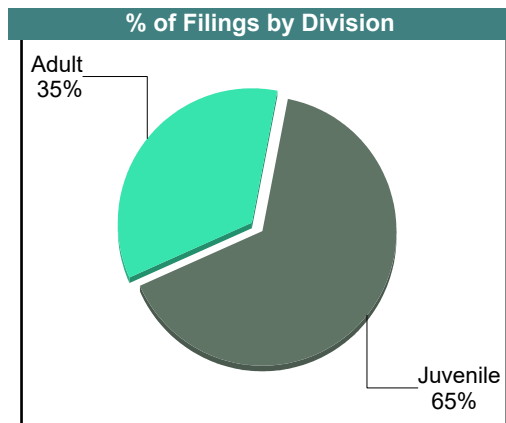

CASELOAD STATISTICS OF THE JUVENILE & DOMESTIC RELATIONS COURTS

November 2018

Bedford

District: 24

		<u>Filings</u>	<u>Hearings</u>	<u>Transactions</u>	<u>Concluded</u>	<u>Cont</u>
<u>Adult</u>						
Non-Family Abuse Prot Order	AP	1	4	4	1	3
Capias	CA	8	21	21	8	13
Felony	CF	9	32	32	8	24
Misdemeanor	CM	21	88	88	44	44
Family Abuse - Prot Order	FP	12	30	30	13	17
Motion - Prot Order	MP	6	6	6	6	-
Violation of PO	PV	1	1	1	1	-
Remand Support	RS	2	2	2	2	-
Show Cause	SC	18	65	65	29	36
SL/Other	SL	2	2	2	2	-
Civil Support	VS	53	92	92	51	41
Adult Total		133	343	343	165	178
<u>Juvenile</u>						
Abuse or Neglect	AN	11	37	37	6	31
Capias	CA	0	1	1	0	1
Custody Relief	CR	1	1	1	0	1
Child in Need of Services	CS	8	34	34	15	19
Custody Visitation	CV	148	301	301	149	152
Felony	DF	0	28	28	1	27
Misdemeanor	DM	14	65	65	22	43
Foster Care Review	FC	10	10	10	10	-
Initial Foster Care	IF	1	1	1	1	-
Motion - Prot Order	MP	2	2	2	2	-
Permanency	PH	4	4	4	4	-
Petition	PT	6	7	7	3	4
Remand Custody	RC	3	3	3	3	-
RR	RR	0	1	1	0	1
Remand Visitation	RV	3	3	3	3	-
Show Cause	SC	0	1	1	0	1
Status	ST	8	25	25	7	18
Traffic	T	18	25	28	15	13
Truancy	TR	10	29	29	8	21
Voluntary Continuing Services Agreement	VA	2	2	2	2	-
Juvenile Total		249	580	583	251	332
Bedford Totals		382	923	926	416	510



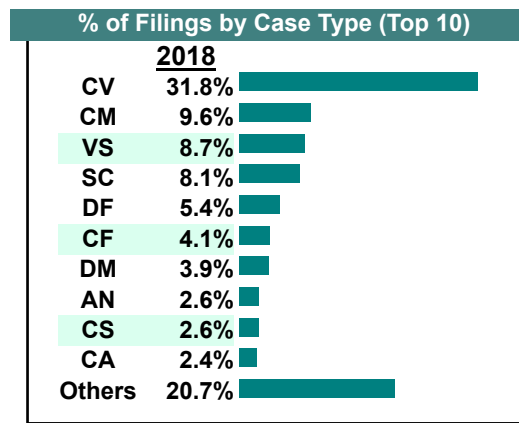
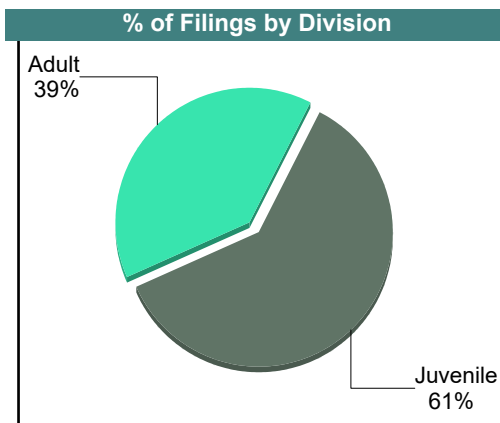

CASELOAD STATISTICS OF THE JUVENILE & DOMESTIC RELATIONS COURTS

October 2018

Bedford

District: 24

		<u>Filings</u>	<u>Hearings</u>	<u>Transactions</u>	<u>Concluded</u>	<u>Cont</u>
Adult						
Non-Family Abuse Prot Order	AP	1	1	1	0	1
Capias	CA	11	31	31	12	19
Felony	CF	19	58	58	13	45
Misdemeanor	CM	44	156	156	63	93
Family Abuse - Prot Order	FP	11	39	39	19	20
Motion - Prot Order	MP	8	8	8	8	-
Violation of PO	PV	5	5	5	5	-
Remand Support	RS	5	5	5	5	-
Show Cause	SC	35	117	117	51	66
SL/Other	SL	1	1	1	0	1
Civil Support	VS	40	77	77	47	30
Adult Total		180	498	498	223	275
Juvenile						
Abuse or Neglect	AN	12	31	31	9	22
Non-Family Abuse Prot Order	AP	1	2	2	1	1
Child in Need of Services	CS	12	45	45	18	27
Custody Visitation	CV	146	346	346	182	164
Felony	DF	25	35	35	3	32
Misdemeanor	DM	18	55	55	21	34
Foster Care Review	FC	7	7	7	7	-
Initial Foster Care	IF	2	2	2	2	-
Motion - Prot Order	MP	3	3	3	3	-
Permanency	PH	5	5	5	5	-
Petition	PT	3	6	6	3	3
Remand Custody	RC	5	6	6	6	-
Remand Visitation	RV	5	5	5	5	-
Show Cause	SC	2	4	4	2	2
Status	ST	11	30	30	19	11
Traffic	T	10	21	23	14	9
Term Parental Rights	TP	2	4	4	4	-
Truancy	TR	9	38	38	18	20
Voluntary Continuing Services Agreement	VA	1	1	1	1	-
Juvenile Total		279	646	648	323	325
Bedford Totals		459	1,144	1,146	546	600



CASELOAD STATISTICS OF THE JUVENILE & DOMESTIC RELATIONS COURTS

September 2018

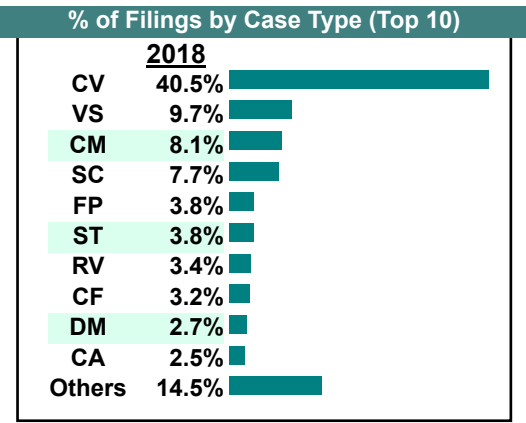
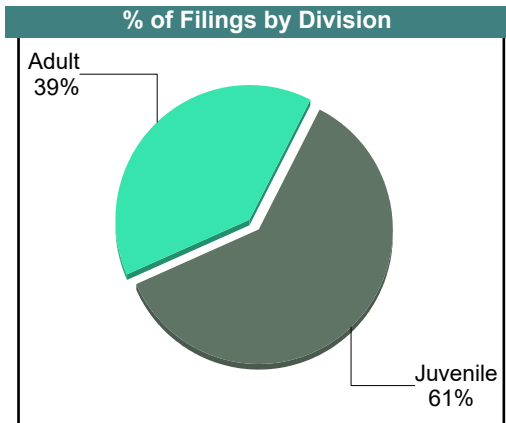
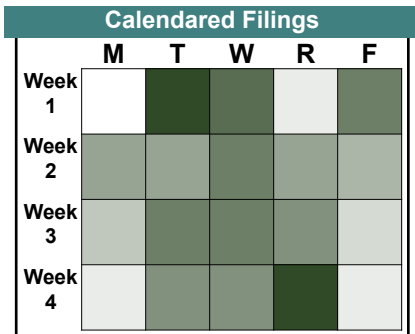
Bedford

District: 24

		Filings	Hearings	Transactions	Concluded	Cont
Adult						
Non-Family Abuse Prot Order	AP	2	2	2	2	-
Capias	CA	11	22	22	5	17
Felony	CF	14	33	33	4	29
Misdemeanor	CM	36	130	130	47	83
Family Abuse - Prot Order	FP	17	48	48	17	31
Motion - Prot Order	MP	6	6	6	6	-
Other	OT	1	1	1	1	-
Violation Fam Abuse PO	PS	1	1	1	1	-
Violation of PO	PV	3	3	3	3	-
Remand Support	RS	5	5	5	5	-
Show Cause	SC	34	87	87	25	62
Civil Support	VS	43	72	72	34	38
Adult Total		173	410	410	150	260

		Filings	Hearings	Transactions	Concluded	Cont
Juvenile						
Abuse or Neglect	AN	4	10	10	1	9
Non-Family Abuse Prot Order	AP	0	1	1	1	-
Custody Relief	CR	2	2	2	2	-
Child in Need of Services	CS	3	29	29	6	23
Custody Visitation	CV	179	335	335	137	198
Felony	DF	2	13	13	2	11
Misdemeanor	DM	12	60	60	13	47
Foster Care Review	FC	3	3	3	3	-
Initial Foster Care	IF	4	4	4	4	-
Permanency	PH	7	7	7	7	-
Petition	PT	3	4	4	1	3
Remand Custody	RC	7	7	7	7	-
Remand Visitation	RV	15	15	15	15	-
Status	ST	17	46	46	16	30
Traffic	T	9	13	14	9	5
Term Parental Rights	TP	2	2	2	2	-
Truancy	TR	0	13	13	5	8
Juvenile Total		269	564	565	231	334

Bedford Totals		442	974	975	381	594
-----------------------	--	------------	------------	------------	------------	------------

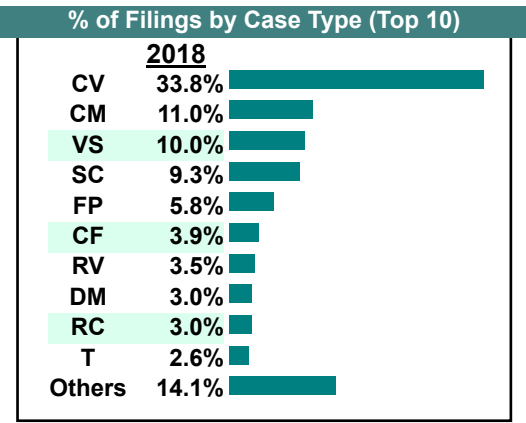
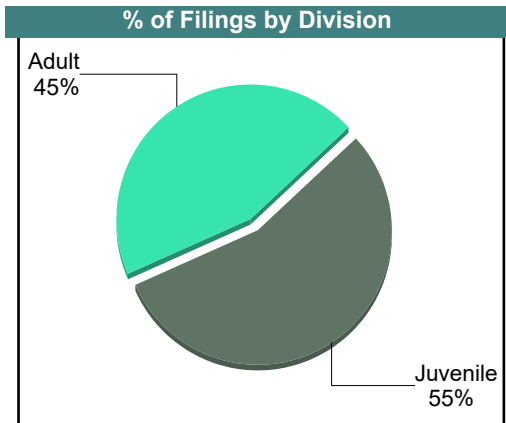
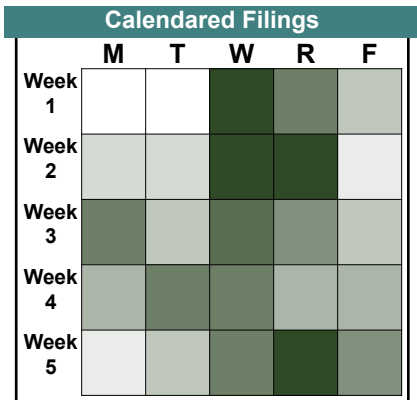


CASELOAD STATISTICS OF THE JUVENILE & DOMESTIC RELATIONS COURTS

August 2018

Bedford
District: 24

		<u>Filings</u>	<u>Hearings</u>	<u>Transactions</u>	<u>Concluded</u>	<u>Cont</u>
<u>Adult</u>						
Capias	CA	8	26	26	10	16
Felony	CF	18	47	47	4	43
Misdemeanor	CM	51	137	137	36	101
Family Abuse - Prot Order	FP	27	47	47	19	28
Motion - Prot Order	MP	4	5	5	5	-
Other	OT	1	1	1	1	-
Violation Fam Abuse PO	PS	1	1	1	1	-
Remand Support	RS	8	8	8	8	-
Show Cause	SC	43	91	91	26	65
Civil Support	VS	46	85	85	49	36
Adult Total		207	448	448	159	289
<u>Juvenile</u>						
Abuse or Neglect	AN	6	25	25	14	11
Non-Family Abuse Prot Order	AP	2	3	3	1	2
Child in Need of Services	CS	8	33	33	9	24
Custody Visitation	CV	156	300	300	168	132
Felony	DF	0	15	15	1	14
Misdemeanor	DM	14	51	51	16	35
Foster Care Review	FC	7	7	7	7	-
Family Abuse - Prot Order	FP	0	1	1	1	-
Initial Foster Care	IF	2	2	2	2	-
Motion - Prot Order	MP	2	2	2	2	-
Permanency	PH	1	1	1	1	-
Petition	PT	3	6	6	4	2
Remand Custody	RC	14	14	14	14	-
Remand Visitation	RV	16	16	16	16	-
Status	ST	8	30	30	15	15
Traffic	T	12	14	16	13	3
Term Parental Rights	TP	2	2	2	2	-
Truancy	TR	1	16	16	6	10
Voluntary Continuing Services Agreement	VA	1	1	1	1	-
Juvenile Total		255	539	541	293	248
Bedford Totals		462	987	989	452	537



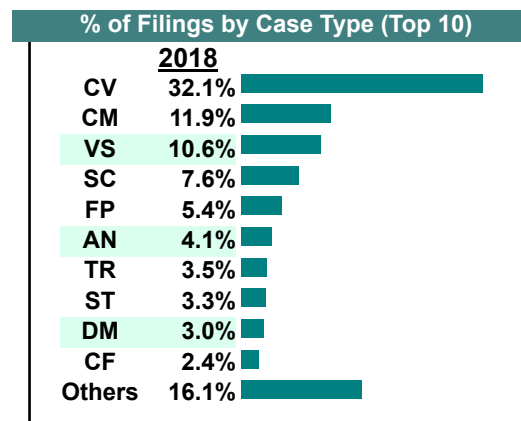
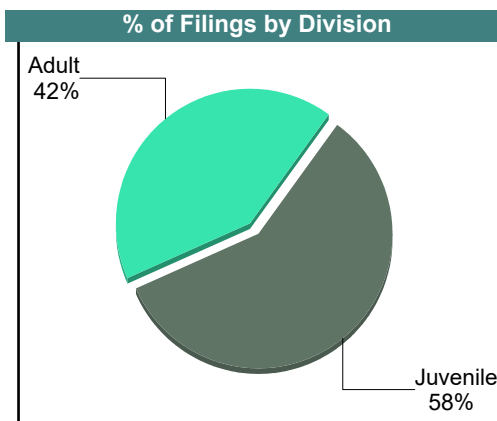

CASELOAD STATISTICS OF THE JUVENILE & DOMESTIC RELATIONS COURTS

July 2018

Bedford

District: 24

		<u>Filings</u>	<u>Hearings</u>	<u>Transactions</u>	<u>Concluded</u>	<u>Cont</u>
<u>Adult</u>						
Capias	CA	8	21	21	9	12
Felony	CF	11	33	33	7	26
Misdemeanor	CM	55	180	180	54	126
Family Abuse - Prot Order	FP	24	51	51	22	29
Motion - Prot Order	MP	8	9	9	9	-
Other	OT	0	1	1	1	-
Violation Fam Abuse PO	PS	1	1	1	1	-
Violation of PO	PV	1	1	1	1	-
Show Cause	SC	35	75	75	26	49
Civil Support	VS	49	90	90	54	36
Adult Total		192	462	462	184	278
<u>Juvenile</u>						
Abuse or Neglect	AN	19	58	58	13	45
Non-Family Abuse Prot Order	AP	1	2	2	1	1
Capias	CA	0	2	2	0	2
Custody Relief	CR	0	1	1	1	-
Child in Need of Services	CS	7	40	40	11	29
Custody Visitation	CV	148	326	326	138	188
Felony	DF	10	44	44	4	40
Misdemeanor	DM	14	82	83	12	71
Foster Care Review	FC	3	3	3	3	-
Family Abuse - Prot Order	FP	1	1	1	0	1
Initial Foster Care	IF	9	9	9	9	-
Permanency	PH	8	8	8	8	-
Petition	PT	1	2	2	1	1
Remand Custody	RC	1	2	2	1	1
RR	RR	1	1	1	0	1
Remand Visitation	RV	2	2	2	2	-
Show Cause	SC	0	2	2	0	2
Status	ST	15	36	36	6	30
Traffic	T	8	7	10	7	3
Term Parental Rights	TP	2	2	2	0	2
Truancy	TR	16	38	38	22	16
Voluntary Continuing Services Agreement	VA	3	3	3	3	-
Juvenile Total		269	671	675	242	433
Bedford Totals		461	1,133	1,137	426	711

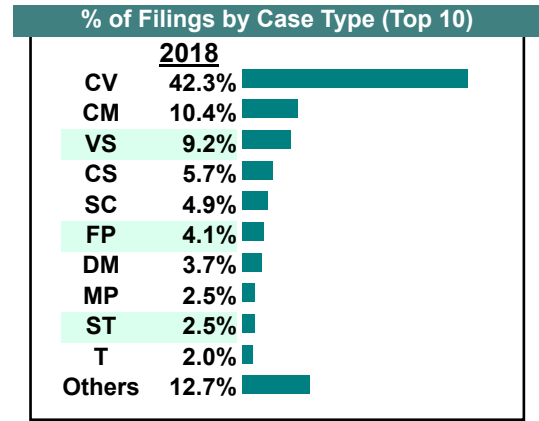
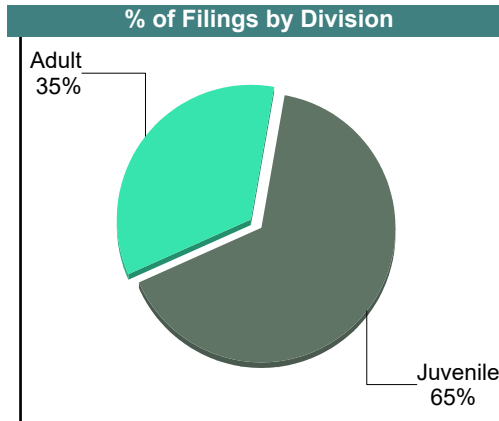
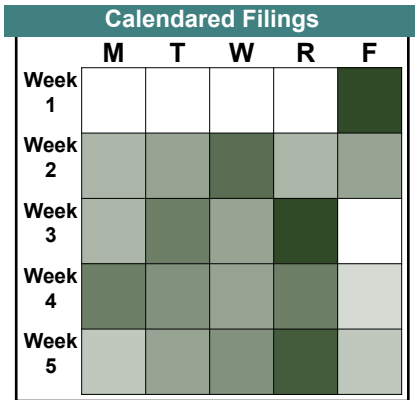


CASELOAD STATISTICS OF THE JUVENILE & DOMESTIC RELATIONS COURTS

June 2018

Bedford
District: 24

		Filings	Hearings	Transactions	Concluded	Cont
Adult						
Capias	CA	7	23	23	12	11
Felony	CF	6	26	26	12	14
Misdemeanor	CM	51	121	121	34	87
Family Abuse - Prot Order	FP	20	40	40	17	23
Motion - Prot Order	MP	12	12	12	11	1
Other	OT	2	2	2	1	1
Remand Support	RS	2	2	2	2	-
Show Cause	SC	24	69	69	38	31
Civil Support	VS	45	83	83	35	48
Adult Total		169	378	378	162	216
Juvenile						
Abuse or Neglect	AN	6	34	34	15	19
Capias	CA	1	3	3	1	2
Custody Relief	CR	1	1	1	0	1
Child in Need of Services	CS	28	70	70	12	58
Custody Visitation	CV	207	435	435	197	238
Felony	DF	2	17	17	2	15
Misdemeanor	DM	18	80	80	20	60
Entrustment	ET	1	1	1	1	-
Foster Care Review	FC	7	7	7	7	-
Initial Foster Care	IF	2	2	2	2	-
Permanency	PH	7	7	7	7	-
Petition	PT	2	8	8	6	2
Remand Custody	RC	4	4	4	3	1
Remand Visitation	RV	3	3	3	3	-
Status	ST	12	34	34	16	18
Traffic	T	10	16	19	15	4
Truancy	TR	9	44	44	9	35
Juvenile Total		320	766	769	316	453
Bedford Totals		489	1,144	1,147	478	669

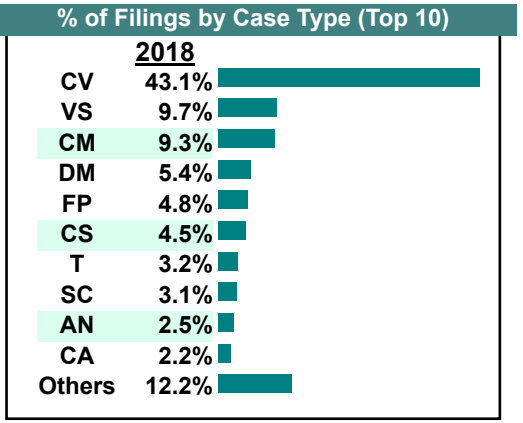
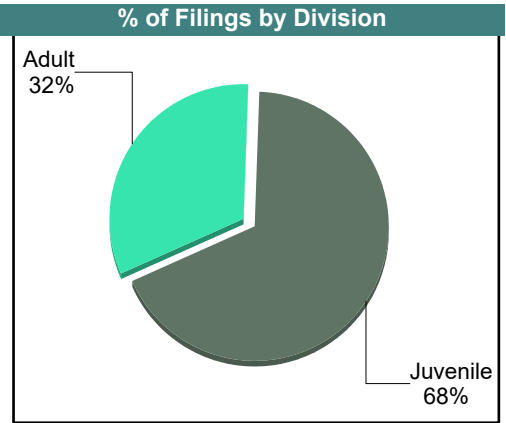
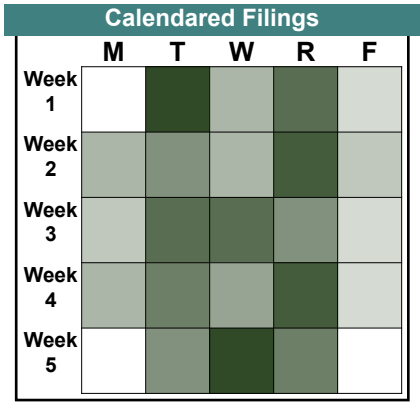


CASELOAD STATISTICS OF THE JUVENILE & DOMESTIC RELATIONS COURTS

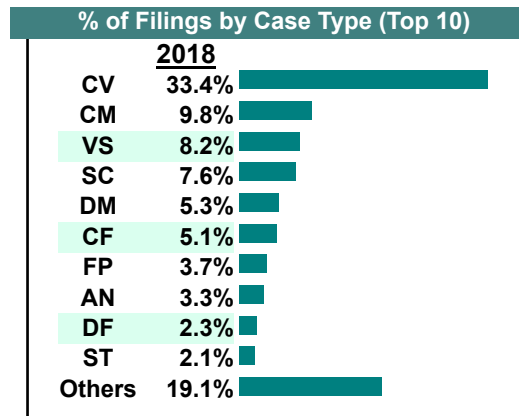
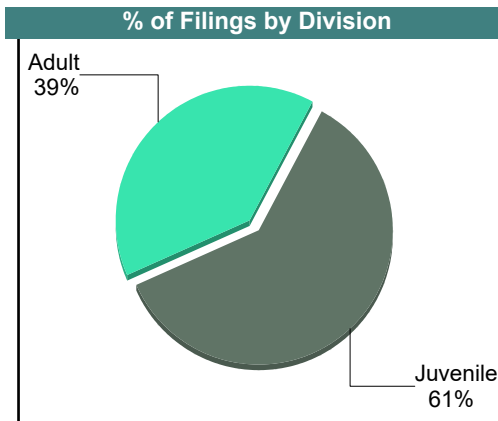

May 2018

Bedford
District: 24

		<u>Filings</u>	<u>Hearings</u>	<u>Transactions</u>	<u>Concluded</u>	<u>Cont</u>
<u>Adult</u>						
Capias	CA	12	28	28	8	20
Felony	CF	7	33	33	11	22
Misdemeanor	CM	52	132	132	52	80
Family Abuse - Prot Order	FP	27	60	60	31	29
Motion - Prot Order	MP	1	1	1	1	-
Other	OT	1	1	1	1	-
Violation of PO	PV	2	2	2	2	-
Remand Support	RS	5	5	5	5	-
Show Cause	SC	17	56	56	21	35
SL/Other	SL	1	1	1	1	-
Civil Support	VS	54	94	94	56	38
Adult Total		179	413	413	189	224
<u>Juvenile</u>						
Abuse or Neglect	AN	14	43	43	11	32
Non-Family Abuse Prot Order	AP	0	2	2	2	-
Capias	CA	0	2	2	1	1
Child in Need of Services	CS	25	38	38	6	32
Custody Visitation	CV	240	417	417	208	209
Felony	DF	4	19	19	4	15
Misdemeanor	DM	30	89	89	21	68
Foster Care Review	FC	4	4	4	4	-
Initial Foster Care	IF	1	1	1	1	-
Permanency	PH	2	2	2	2	-
Petition	PT	4	5	5	2	3
Remand Custody	RC	9	9	9	9	-
Remand Visitation	RV	9	9	9	9	-
Show Cause	SC	0	1	1	1	-
Status	ST	6	22	22	6	16
Traffic	T	18	22	22	14	8
Truancy	TR	10	39	39	6	33
Voluntary Continuing Services Agreement	VA	2	2	2	2	-
Juvenile Total		378	726	726	309	417
Bedford Totals		557	1,139	1,139	498	641



		Filings	Hearings	Transactions	Concluded	Cont
Adult						
Non-Family Abuse Prot Order	AP	2	2	2	2	-
Capias	CA	8	17	17	9	8
Felony	CF	26	65	65	28	37
Misdemeanor	CM	50	118	118	44	74
Family Abuse - Prot Order	FP	19	43	43	19	24
Motion - Prot Order	MP	9	10	10	9	1
Violation of PO	PV	1	1	1	1	-
Remand Support	RS	7	7	7	7	-
Show Cause	SC	38	115	115	60	55
Civil Support	VS	42	74	74	42	32
Adult Total		202	452	452	221	231
Juvenile						
Abuse or Neglect	AN	17	45	45	11	34
Non-Family Abuse Prot Order	AP	1	2	2	0	2
Capias	CA	1	2	2	1	1
Custody Relief	CR	0	2	2	2	-
Child in Need of Services	CS	9	29	29	5	24
Custody Visitation	CV	171	306	306	170	136
Felony	DF	12	25	25	3	22
Misdemeanor	DM	27	110	110	20	90
Foster Care Review	FC	7	7	7	7	-
Initial Foster Care	IF	6	6	6	6	-
Motion - Prot Order	MP	1	1	1	1	-
Permanency	PH	5	6	6	5	1
Petition	PT	4	7	7	3	4
Remand Custody	RC	10	10	10	10	-
Remand Visitation	RV	9	9	9	9	-
Show Cause	SC	1	1	1	1	-
Status	ST	11	39	39	11	28
Traffic	T	7	12	13	9	4
Truancy	TR	9	42	42	10	32
Voluntary Continuing Services Agreement	VA	2	2	2	2	-
Juvenile Total		310	663	664	286	378
Bedford Totals		512	1,115	1,116	507	609




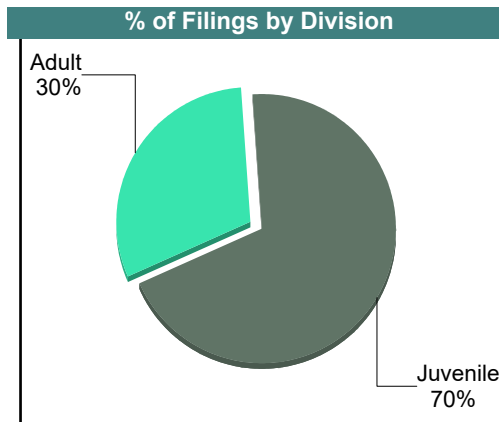

CASELOAD STATISTICS OF THE JUVENILE & DOMESTIC RELATIONS COURTS

March 2018

Bedford

District: 24

		<u>Filings</u>	<u>Hearings</u>	<u>Transactions</u>	<u>Concluded</u>	<u>Cont</u>
<u>Adult</u>						
Capias	CA	12	27	27	12	15
Felony	CF	6	31	31	11	20
Misdemeanor	CM	23	118	118	42	76
Family Abuse - Prot Order	FP	19	40	40	18	22
Motion - Prot Order	MP	3	4	4	4	-
Violation of PO	PV	1	1	1	1	-
Remand Support	RS	17	17	17	17	-
Show Cause	SC	34	102	102	35	67
Civil Support	VS	38	80	80	47	33
Adult Total		153	420	420	187	233
<u>Juvenile</u>						
Abuse or Neglect	AN	17	46	46	24	22
Non-Family Abuse Prot Order	AP	1	1	1	0	1
Custody Relief	CR	1	2	2	1	1
Child in Need of Services	CS	13	43	43	11	32
Custody Visitation	CV	166	342	342	161	181
Felony	DF	2	15	15	3	12
Misdemeanor	DM	41	96	96	16	80
Foster Care Review	FC	9	9	9	9	-
Initial Foster Care	IF	7	7	7	7	-
Motion - Prot Order	MP	2	2	2	2	-
Permanency	PH	1	1	1	1	-
Petition	PT	1	4	4	2	2
Remand Custody	RC	28	28	28	28	-
Remand Visitation	RV	28	28	28	28	-
Status	ST	16	54	54	14	40
Traffic	T	7	10	11	8	3
Truancy	TR	7	37	37	5	32
Voluntary Continuing Services Agreement	VA	2	2	2	2	-
Juvenile Total		349	727	728	322	406
Bedford Totals		502	1,147	1,148	509	639



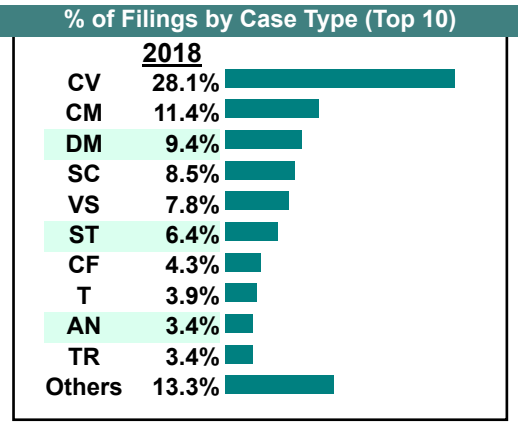
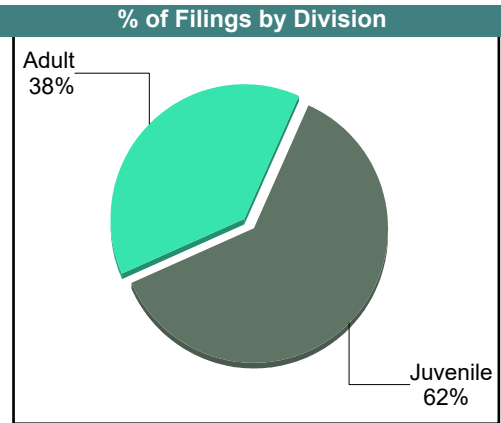
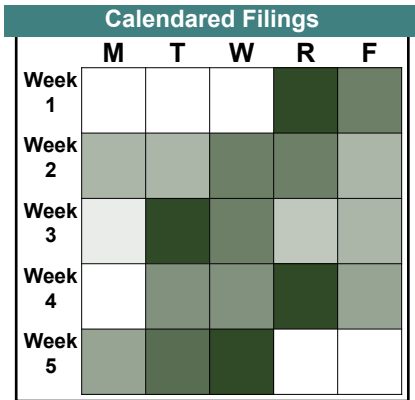
CASELOAD STATISTICS OF THE JUVENILE & DOMESTIC RELATIONS COURTS

February 2018

Bedford

District: 24

		<u>Filings</u>	<u>Hearings</u>	<u>Transactions</u>	<u>Concluded</u>	<u>Cont</u>
<u>Adult</u>						
Non-Family Abuse Prot Order	AP	3	4	4	4	-
Capias	CA	6	16	16	8	8
Felony	CF	19	49	49	13	36
Misdemeanor	CM	50	125	125	44	81
Family Abuse - Prot Order	FP	13	38	38	19	19
Motion - Prot Order	MP	4	4	4	3	1
Violation of PO	PV	1	1	1	1	-
Remand Support	RS	2	2	2	2	-
Show Cause	SC	35	91	91	36	55
Civil Support	VS	34	79	79	38	41
Adult Total		167	409	409	168	241
<u>Juvenile</u>						
Abuse or Neglect	AN	15	52	52	21	31
Capias	CA	1	1	1	1	-
Child in Need of Services	CS	11	35	35	9	26
Custody Visitation	CV	123	332	332	168	164
Felony	DF	3	9	9	1	8
Misdemeanor	DM	41	83	83	36	47
Foster Care Review	FC	2	2	2	2	-
Motion - Prot Order	MP	3	3	3	3	-
Permanency	PH	4	6	6	4	2
Petition	PT	2	6	6	2	4
Remand Custody	RC	2	2	2	2	-
Remand Visitation	RV	1	1	1	1	-
Show Cause	SC	2	6	6	1	5
Status	ST	28	53	53	16	37
Traffic	T	17	18	20	12	8
Truancy	TR	15	39	39	6	33
Juvenile Total		270	648	650	285	365
Bedford Totals		437	1,057	1,059	453	606

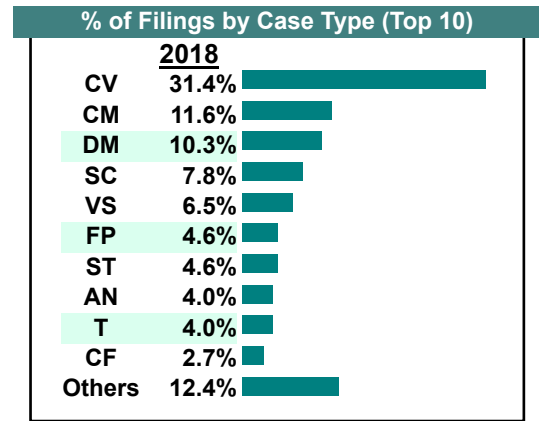
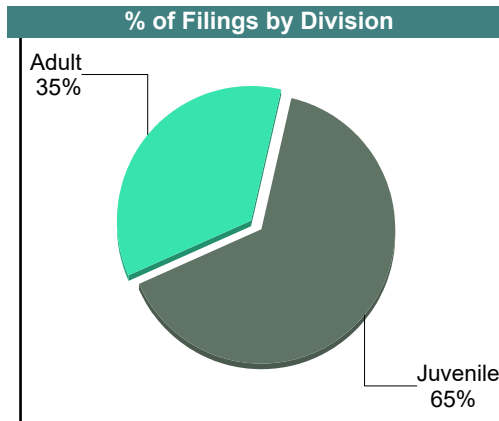



CASELOAD STATISTICS OF THE JUVENILE & DOMESTIC RELATIONS COURTS

January 2018

Bedford
District: 24

		<u>Filings</u>	<u>Hearings</u>	<u>Transactions</u>	<u>Concluded</u>	<u>Cont</u>
<u>Adult</u>						
Non-Family Abuse Prot Order	AP	1	1	1	1	-
Capias	CA	6	22	22	7	15
Felony	CF	13	38	38	12	26
Misdemeanor	CM	55	165	165	56	109
Family Abuse - Prot Order	FP	22	43	43	13	30
Motion - Prot Order	MP	3	4	4	2	2
Protective Order	PC	0	1	1	1	-
Show Cause	SC	37	114	114	40	74
Civil Support	VS	31	77	77	37	40
Adult Total		168	465	465	169	296
<u>Juvenile</u>						
Abuse or Neglect	AN	19	60	60	15	45
Capias	CA	2	3	3	2	1
Child in Need of Services	CS	8	47	47	14	33
Custody Visitation	CV	149	375	375	153	222
Felony	DF	4	22	22	3	19
Misdemeanor	DM	49	92	92	16	76
Foster Care Review	FC	13	13	13	13	-
Initial Foster Care	IF	4	5	5	4	1
Motion - Prot Order	MP	5	5	5	5	-
Permanency	PH	3	3	3	3	-
Petition	PT	2	5	5	2	3
Remand Custody	RC	1	1	1	1	-
Status	ST	22	42	42	18	24
Traffic	T	19	30	34	25	9
Truancy	TR	6	36	36	16	20
Voluntary Continuing Services Agreement	VA	1	1	1	1	-
Juvenile Total		307	740	744	291	453
Bedford Totals		475	1,205	1,209	460	749



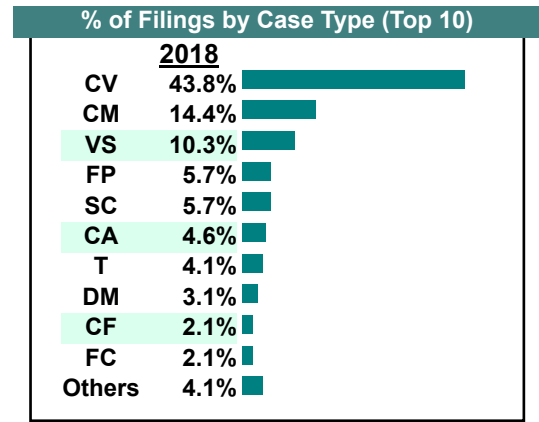
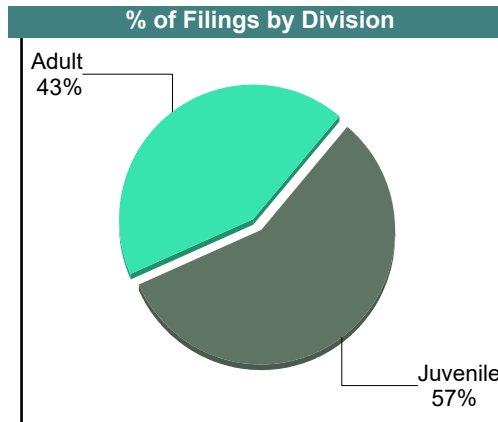
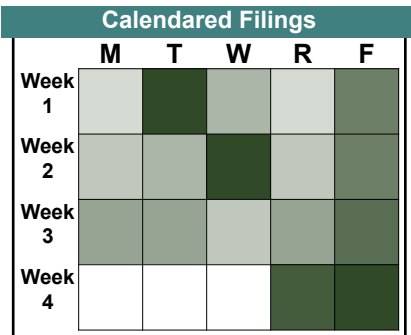
CASELOAD STATISTICS OF THE JUVENILE & DOMESTIC RELATIONS COURTS

December 2018

Campbell

District: 24

		<u>Filings</u>	<u>Hearings</u>	<u>Transactions</u>	<u>Concluded</u>	<u>Cont</u>
Adult						
Capias	CA	9	26	26	9	17
Felony	CF	4	25	25	13	12
Misdemeanor	CM	28	72	72	21	48
Family Abuse - Prot Order	FP	11	31	31	11	19
Show Cause	SC	11	48	48	19	28
Civil Support	VS	20	49	49	25	24
Adult Total		83	251	251	98	148
Juvenile						
Abuse or Neglect	AN	0	6	6	2	4
Custody Visitation	CV	85	167	167	69	98
Felony	DF	1	64	64	26	38
Misdemeanor	DM	6	26	26	8	18
Foster Care Review	FC	4	4	4	3	1
Permanency	PH	0	1	1	1	-
Petition	PT	1	2	2	1	1
Status	ST	2	6	6	1	4
Traffic	T	8	5	11	9	2
Term Parental Rights	TP	2	2	2	2	-
Truancy	TR	2	3	3	0	3
Juvenile Total		111	286	292	122	169
Campbell Totals		194	537	543	220	317



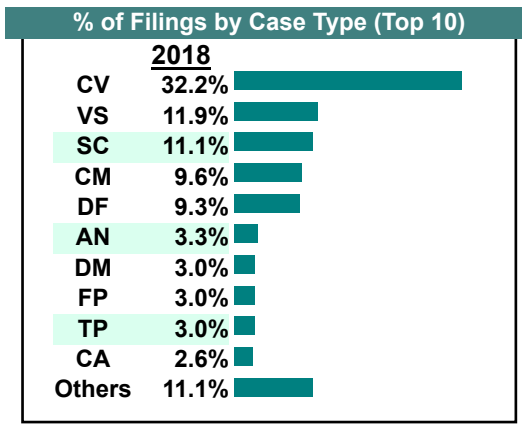
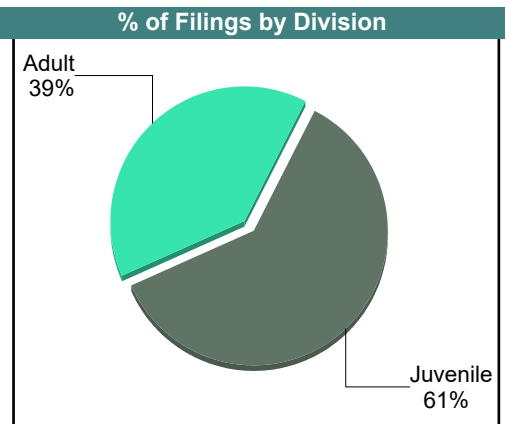

CASELOAD STATISTICS OF THE JUVENILE & DOMESTIC RELATIONS COURTS

November 2018

Campbell

District: 24

		<u>Filings</u>	<u>Hearings</u>	<u>Transactions</u>	<u>Concluded</u>	<u>Cont</u>
<u>Adult</u>						
Non-Family Abuse Prot Order	AP	0	1	1	1	-
Capias	CA	7	31	31	14	17
Felony	CF	3	17	17	9	8
Misdemeanor	CM	26	82	82	44	38
Family Abuse - Prot Order	FP	8	23	23	11	12
Show Cause	SC	30	74	74	28	46
Civil Support	VS	32	56	56	30	26
Adult Total		106	284	284	137	147
<u>Juvenile</u>						
Abuse or Neglect	AN	9	16	16	6	9
Custody Visitation	CV	87	155	155	85	69
Felony	DF	25	44	44	9	35
Misdemeanor	DM	8	19	19	5	13
Entrustment	ET	4	5	5	4	1
Foster Care Review	FC	7	7	7	7	-
Initial Foster Care	IF	2	3	3	2	1
Motion - Prot Order	MP	2	3	3	2	1
Permanency	PH	2	2	2	2	-
Petition	PT	1	1	1	1	-
Child at Risk	RI	1	3	3	1	2
Status	ST	3	10	10	3	7
Traffic	T	4	6	6	4	2
Term Parental Rights	TP	8	10	10	8	2
Truancy	TR	1	4	4	2	2
Juvenile Total		164	288	288	141	144
Campbell Totals		270	572	572	278	291



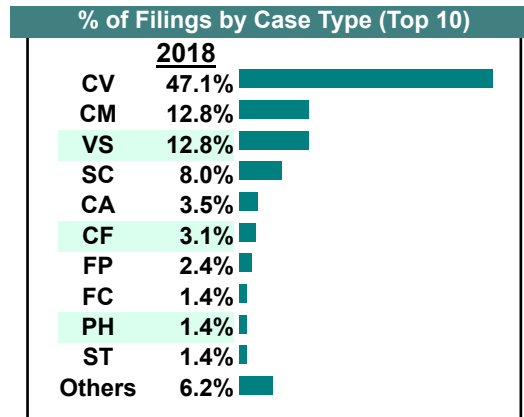
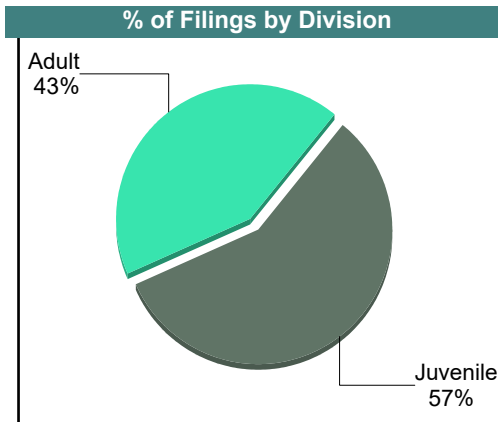
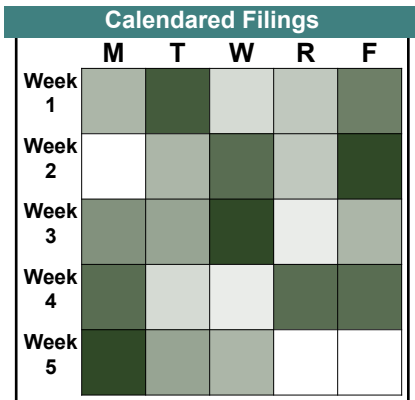
CASELOAD STATISTICS OF THE JUVENILE & DOMESTIC RELATIONS COURTS

October 2018

Campbell

District: 24

		<u>Filings</u>	<u>Hearings</u>	<u>Transactions</u>	<u>Concluded</u>	<u>Cont</u>
Adult						
Non-Family Abuse Prot Order	AP	0	2	2	0	2
Capias	CA	10	42	42	16	26
Felony	CF	9	39	39	19	20
Misdemeanor	CM	37	130	130	54	75
Family Abuse - Prot Order	FP	7	22	22	11	11
Show Cause	SC	23	75	75	31	44
Civil Support	VS	37	59	59	30	29
Adult Total		123	369	369	161	207
Juvenile						
Abuse or Neglect	AN	1	5	5	2	3
Non-Family Abuse Prot Order	AP	1	1	1	1	-
Child in Need of Services	CS	1	1	1	0	1
Custody Visitation	CV	136	231	231	128	102
Felony	DF	3	15	15	2	13
Misdemeanor	DM	2	18	18	14	3
Foster Care Review	FC	4	4	4	4	-
Permanency	PH	4	5	5	3	2
Petition	PT	2	4	4	2	2
Child at Risk	RI	2	2	2	2	-
Status	ST	4	12	12	5	7
Traffic	T	4	11	12	9	3
Truancy	TR	1	6	6	2	4
Voluntary Continuing Services Agreement	VA	1	1	1	1	-
Juvenile Total		166	316	317	175	140
Campbell Totals		289	685	686	336	347




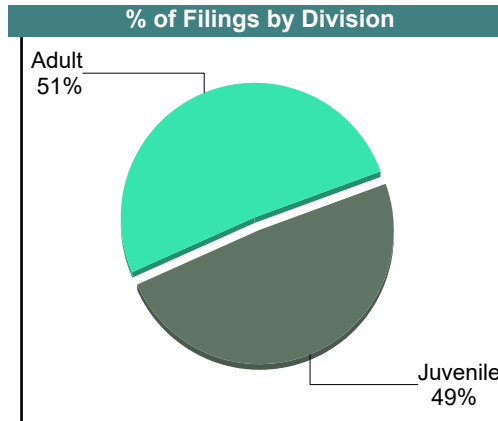
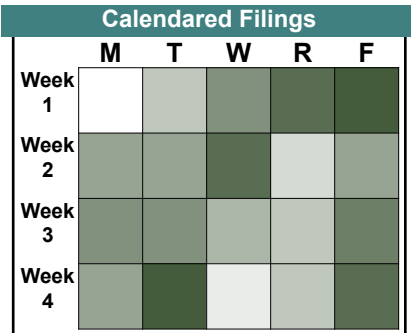
CASELOAD STATISTICS OF THE JUVENILE & DOMESTIC RELATIONS COURTS

September 2018

Campbell

District: 24

		<u>Filings</u>	<u>Hearings</u>	<u>Transactions</u>	<u>Concluded</u>	<u>Cont</u>
<u>Adult</u>						
Non-Family Abuse Prot Order	AP	0	1	1	0	1
Capias	CA	9	26	26	8	18
Felony	CF	11	44	44	8	36
Misdemeanor	CM	28	85	85	33	52
Family Abuse - Prot Order	FP	14	29	29	9	20
Motion - Prot Order	MP	1	1	1	1	-
Show Cause	SC	21	57	57	29	28
Civil Support	VS	37	52	52	27	24
Adult Total		121	295	295	115	179
<u>Juvenile</u>						
Abuse or Neglect	AN	6	13	13	5	8
Custody Visitation	CV	87	140	140	81	59
Felony	DF	3	10	10	0	10
Misdemeanor	DM	8	18	18	10	8
Foster Care Review	FC	1	1	1	1	-
Initial Foster Care	IF	1	1	1	1	-
Motion - Prot Order	MP	1	5	5	4	1
Petition	PT	1	1	1	0	1
Child at Risk	RI	2	2	2	2	-
Status	ST	0	3	3	2	1
Traffic	T	4	8	9	3	3
Truancy	TR	2	3	3	0	3
Juvenile Total		116	205	206	109	94
Campbell Totals		237	500	501	224	273



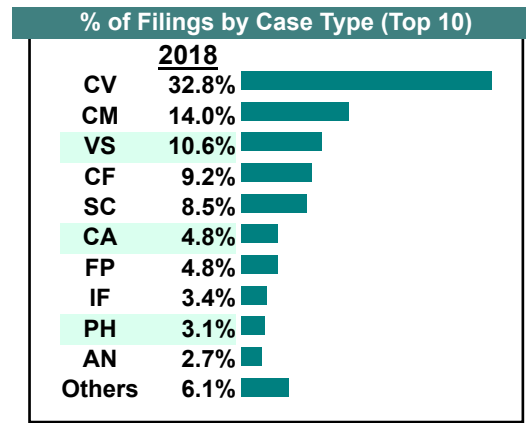
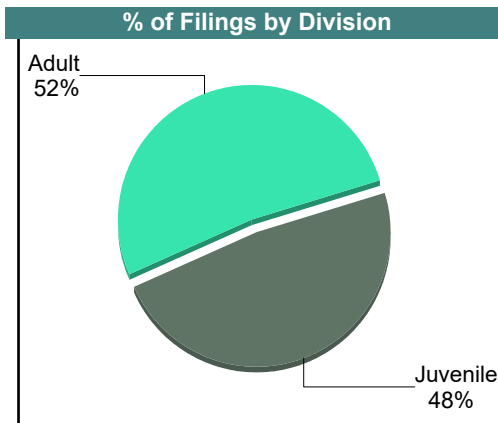

CASELOAD STATISTICS OF THE JUVENILE & DOMESTIC RELATIONS COURTS

August 2018

Campbell

District: 24

		<u>Filings</u>	<u>Hearings</u>	<u>Transactions</u>	<u>Concluded</u>	<u>Cont</u>
Adult						
Capias	CA	14	36	36	10	26
Felony	CF	27	40	40	9	31
Misdemeanor	CM	41	96	96	26	68
Family Abuse - Prot Order	FP	14	33	33	18	15
Show Cause	SC	25	80	80	28	52
Civil Support	VS	31	65	65	45	20
Adult Total		152	350	350	136	212
Juvenile						
Abuse or Neglect	AN	8	19	19	14	5
Child in Need of Services	CS	1	4	4	3	1
Custody Visitation	CV	96	152	152	76	76
Felony	DF	0	9	9	8	1
Misdemeanor	DM	2	10	10	5	5
Foster Care Review	FC	2	2	2	2	-
Initial Foster Care	IF	10	10	10	10	-
Motion - Prot Order	MP	3	5	5	0	5
Permanency	PH	9	9	9	9	-
Petition	PT	2	5	5	4	1
Status	ST	2	4	4	0	4
Traffic	T	4	7	9	7	2
Truancy	TR	2	4	4	3	1
Juvenile Total		141	240	242	141	101
Campbell Totals		293	590	592	277	313



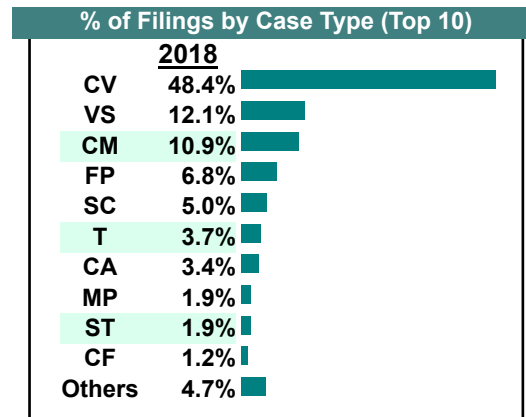
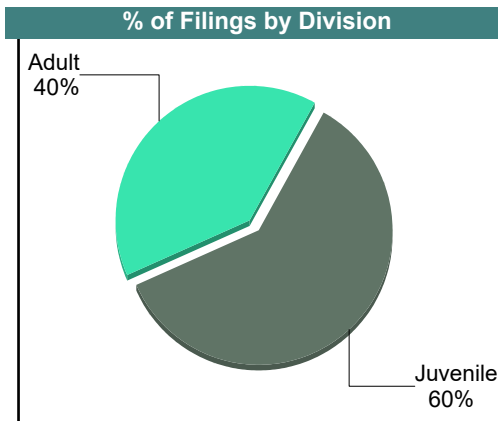
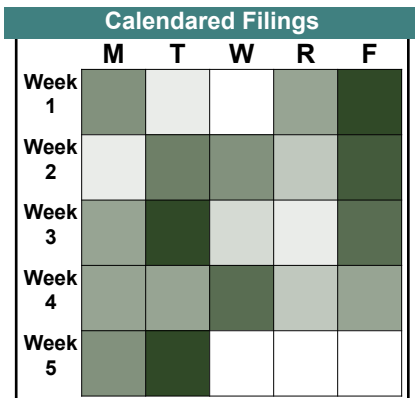
CASELOAD STATISTICS OF THE JUVENILE & DOMESTIC RELATIONS COURTS

July 2018

Campbell

District: 24

		<u>Filings</u>	<u>Hearings</u>	<u>Transactions</u>	<u>Concluded</u>	<u>Cont</u>
Adult						
Non-Family Abuse Prot Order	AP	1	2	2	0	2
Capias	CA	11	41	41	10	30
Felony	CF	4	23	23	12	11
Misdemeanor	CM	35	102	102	50	52
Family Abuse - Prot Order	FP	22	55	55	21	33
Show Cause	SC	16	90	90	39	51
Civil Support	VS	39	63	63	32	31
Adult Total		128	376	376	164	210
Juvenile						
Abuse or Neglect	AN	3	17	17	5	12
Custody Visitation	CV	156	247	247	175	72
Felony	DF	0	11	11	3	8
Misdemeanor	DM	3	15	15	6	9
Foster Care Review	FC	2	2	2	2	-
Initial Foster Care	IF	3	3	3	3	-
Motion - Prot Order	MP	6	6	6	4	2
Petition	PT	2	2	2	2	-
Status	ST	6	10	10	5	4
Traffic	T	12	10	15	7	8
Truancy	TR	1	3	3	0	3
Juvenile Total		194	326	331	212	118
Campbell Totals		322	702	707	376	328



CASELOAD STATISTICS OF THE JUVENILE & DOMESTIC RELATIONS COURTS

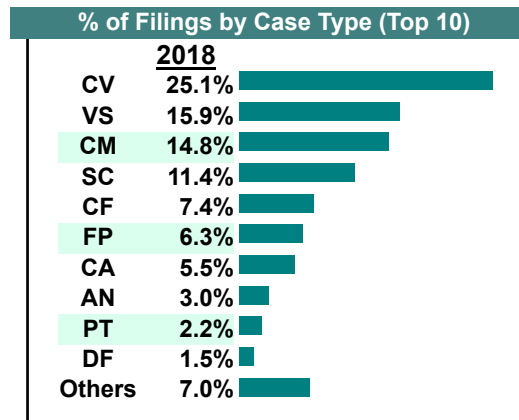
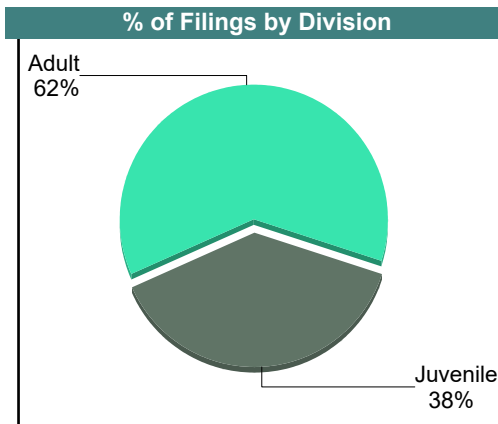
June 2018

Campbell

District: 24

		<u>Filings</u>	<u>Hearings</u>	<u>Transactions</u>	<u>Concluded</u>	<u>Cont</u>
<u>Adult</u>						
Capias	CA	15	41	41	13	28
Felony	CF	20	34	34	1	33
Misdemeanor	CM	40	106	106	38	67
Family Abuse - Prot Order	FP	17	35	35	16	19
Motion - Prot Order	MP	1	1	1	1	-
Show Cause	SC	31	84	84	22	62
Civil Support	VS	43	68	68	31	36
Adult Total		167	369	369	122	245
<u>Juvenile</u>						
Abuse or Neglect	AN	8	16	16	0	16
Child in Need of Services	CS	0	2	2	0	2
Custody Visitation	CV	68	140	140	81	57
Felony	DF	4	18	18	2	15
Misdemeanor	DM	3	18	18	6	12
Foster Care Review	FC	4	4	4	4	-
Family Abuse - Prot Order	FP	0	1	1	1	-
Initial Foster Care	IF	1	1	1	1	-
Motion - Prot Order	MP	0	1	1	1	-
Petition	PT	6	8	8	5	3
Status	ST	2	6	6	5	1
Traffic	T	3	5	7	5	2
Term Parental Rights	TP	3	3	3	2	1
Truancy	TR	1	2	2	1	1
Voluntary Continuing Services Agreement	VA	1	1	1	1	-
Juvenile Total		104	226	228	115	110
Campbell Totals		271	595	597	237	355

Calendared Filings					
	M	T	W	R	F
Week 1					
Week 2					
Week 3					
Week 4					
Week 5					



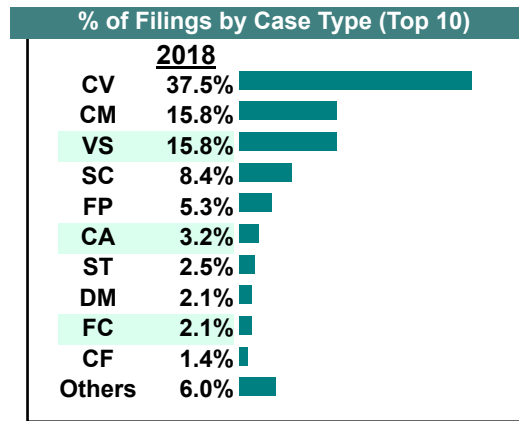
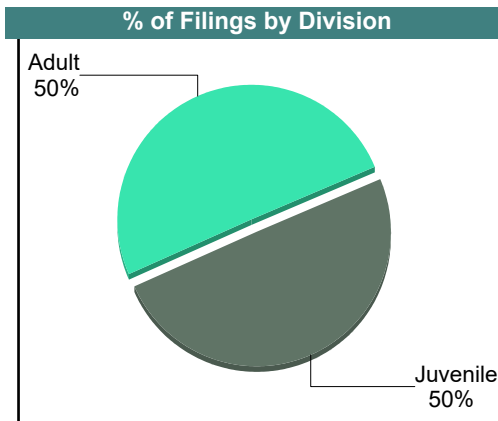

CASELOAD STATISTICS OF THE JUVENILE & DOMESTIC RELATIONS COURTS

May 2018

Campbell

District: 24

		<u>Filings</u>	<u>Hearings</u>	<u>Transactions</u>	<u>Concluded</u>	<u>Cont</u>
<u>Adult</u>						
Capias	CA	9	28	28	12	16
Felony	CF	4	17	17	9	8
Misdemeanor	CM	45	105	105	37	68
Family Abuse - Prot Order	FP	14	23	23	8	15
Motion - Prot Order	MP	2	2	2	2	-
Show Cause	SC	24	87	87	34	53
Civil Support	VS	45	58	58	42	15
Adult Total		143	320	320	144	175
<u>Juvenile</u>						
Abuse or Neglect	AN	3	10	10	4	6
Child in Need of Services	CS	2	3	3	0	3
Custody Visitation	CV	107	189	189	109	80
Felony	DF	3	5	5	1	4
Misdemeanor	DM	6	15	15	7	8
Foster Care Review	FC	6	6	6	6	-
Family Abuse - Prot Order	FP	1	1	1	0	1
Initial Foster Care	IF	1	1	1	1	-
Motion - Prot Order	MP	2	2	2	1	1
Status	ST	7	14	14	4	10
Traffic	T	4	3	5	3	2
Term Parental Rights	TP	0	4	4	4	-
Truancy	TR	0	1	1	1	-
Juvenile Total		142	254	256	141	115
Campbell Totals		285	574	576	285	290



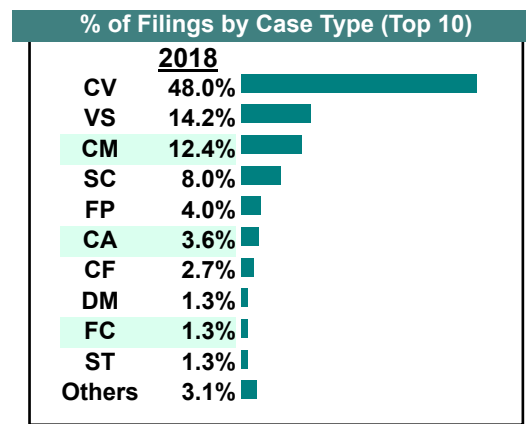
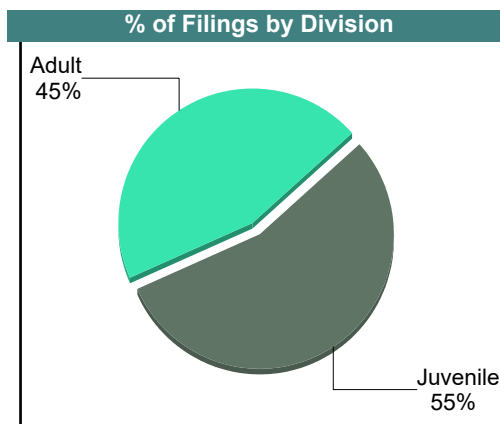
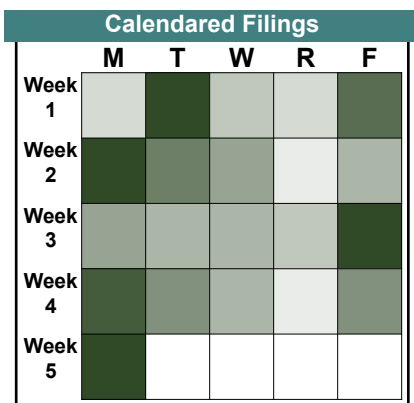
CASELOAD STATISTICS OF THE JUVENILE & DOMESTIC RELATIONS COURTS

April 2018

Campbell

District: 24

		<u>Filings</u>	<u>Hearings</u>	<u>Transactions</u>	<u>Concluded</u>	<u>Cont</u>
Adult						
Capias	CA	8	28	28	2	26
Felony	CF	6	21	21	8	13
Misdemeanor	CM	28	74	74	23	51
Family Abuse - Prot Order	FP	9	21	21	12	9
Show Cause	SC	18	92	92	33	59
Civil Support	VS	32	59	59	45	14
Adult Total		101	295	295	123	172
Juvenile						
Abuse or Neglect	AN	0	6	6	2	4
Custody Visitation	CV	108	154	154	87	67
Felony	DF	0	5	5	0	5
Misdemeanor	DM	3	15	15	4	11
Foster Care Review	FC	3	3	3	3	-
Initial Foster Care	IF	2	2	2	2	-
Motion - Prot Order	MP	1	1	1	0	1
Status	ST	3	13	13	10	3
Traffic	T	3	4	5	4	1
Truancy	TR	0	2	2	1	1
Voluntary Continuing Services Agreement	VA	1	1	1	1	-
Juvenile Total		124	206	207	114	93
Campbell Totals		225	501	502	237	265



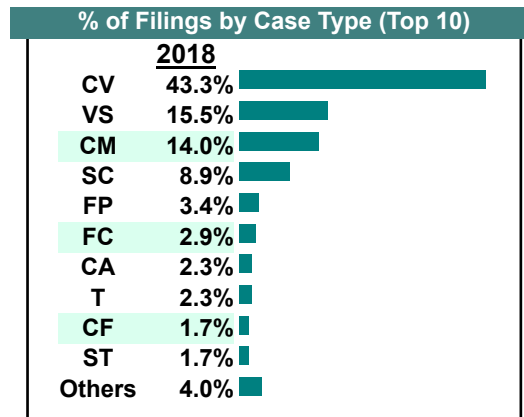
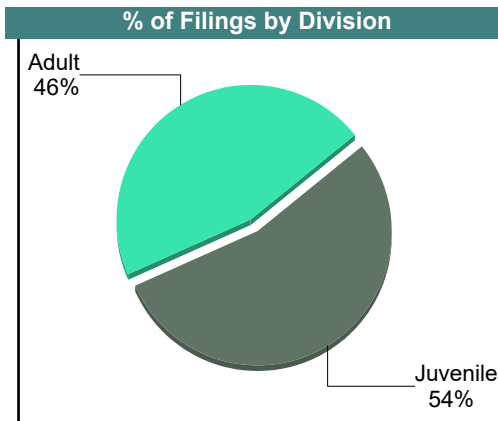
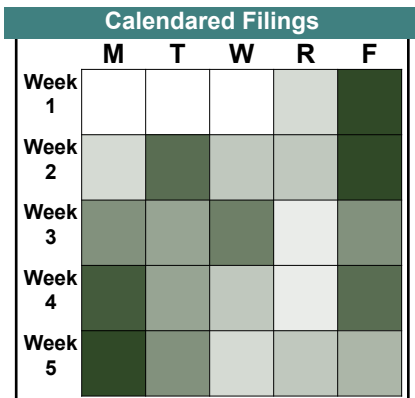
CASELOAD STATISTICS OF THE JUVENILE & DOMESTIC RELATIONS COURTS

March 2018

Campbell

District: 24

		<u>Filings</u>	<u>Hearings</u>	<u>Transactions</u>	<u>Concluded</u>	<u>Cont</u>
Adult						
Capias	CA	8	19	19	7	12
Felony	CF	6	13	13	4	9
Misdemeanor	CM	49	109	109	32	77
Family Abuse - Prot Order	FP	12	39	39	14	25
Show Cause	SC	31	93	93	14	79
Civil Support	VS	54	77	77	40	37
Adult Total		160	350	350	111	239
Juvenile						
Abuse or Neglect	AN	4	13	13	3	10
Custody Relief	CR	1	1	1	1	-
Custody Visitation	CV	151	205	205	104	101
Felony	DF	0	8	8	2	6
Misdemeanor	DM	4	20	20	3	17
Foster Care Review	FC	10	10	10	10	-
Petition	PT	3	3	3	1	2
Child at Risk	RI	1	1	1	1	-
Status	ST	6	14	14	6	8
Traffic	T	8	5	11	11	-
Truancy	TR	0	1	1	0	1
Voluntary Continuing Services Agreement	VA	1	1	1	1	-
Juvenile Total		189	282	288	143	145
Campbell Totals		349	632	638	254	384



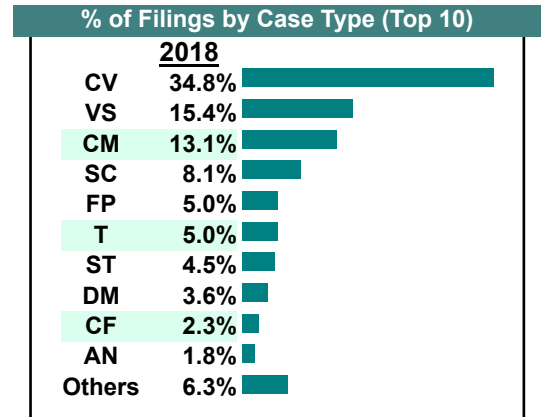
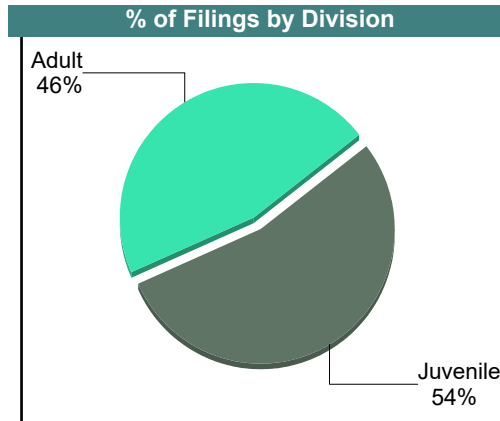
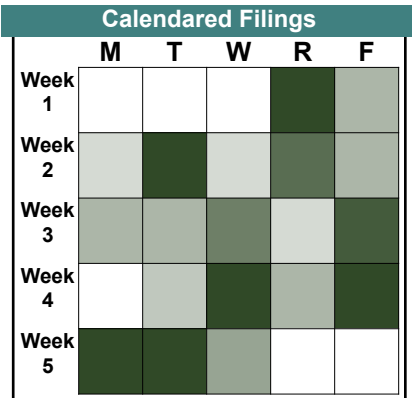
CASELOAD STATISTICS OF THE JUVENILE & DOMESTIC RELATIONS COURTS

February 2018

Campbell

District: 24

		<u>Filings</u>	<u>Hearings</u>	<u>Transactions</u>	<u>Concluded</u>	<u>Cont</u>
<u>Adult</u>						
Capias	CA	4	21	21	9	12
Felony	CF	5	35	35	21	14
Misdemeanor	CM	29	65	65	17	45
Family Abuse - Prot Order	FP	11	25	25	12	13
Show Cause	SC	18	81	81	30	51
SL/Other	SL	1	1	1	1	-
Civil Support	VS	34	48	48	30	18
Adult Total		102	276	276	120	153
<u>Juvenile</u>						
Abuse or Neglect	AN	4	10	10	3	7
Custody Visitation	CV	77	92	92	49	43
Felony	DF	1	3	3	0	3
Misdemeanor	DM	8	27	27	5	22
Foster Care Review	FC	1	1	1	1	-
Initial Foster Care	IF	2	2	2	2	-
Motion - Prot Order	MP	2	2	2	2	-
Permanency	PH	3	3	3	3	-
Status	ST	10	18	18	4	14
Traffic	T	11	9	12	10	2
Truancy	TR	0	2	2	0	2
Juvenile Total		119	169	172	79	93
Campbell Totals		221	445	448	199	246



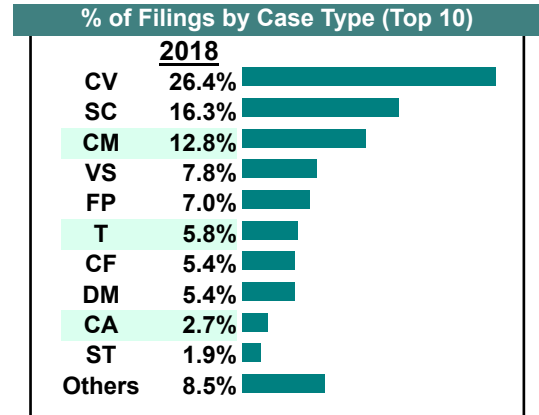
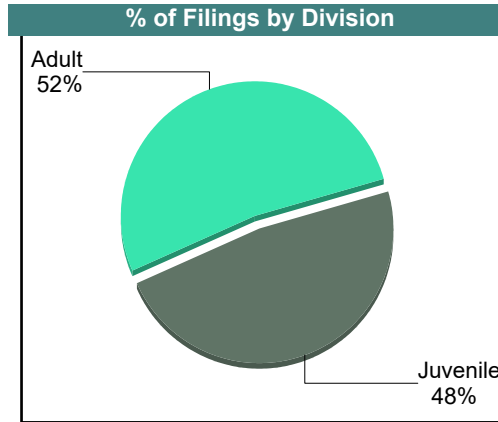

CASELOAD STATISTICS OF THE JUVENILE & DOMESTIC RELATIONS COURTS

January 2018

Campbell

District: 24

		<u>Filings</u>	<u>Hearings</u>	<u>Transactions</u>	<u>Concluded</u>	<u>Cont</u>
<u>Adult</u>						
Capias	CA	7	23	23	11	12
Felony	CF	14	39	39	8	31
Misdemeanor	CM	33	86	86	36	50
Family Abuse - Prot Order	FP	18	36	36	14	22
Motion - Prot Order	MP	1	1	1	1	-
Show Cause	SC	42	111	111	30	80
Civil Support	VS	20	41	41	27	13
Adult Total		135	337	337	127	208
<u>Juvenile</u>						
Abuse or Neglect	AN	2	9	9	4	5
Custody Relief	CR	2	2	2	2	-
Child in Need of Services	CS	0	1	1	0	-
Custody Visitation	CV	68	132	132	93	39
Felony	DF	3	8	8	1	7
Misdemeanor	DM	14	34	35	13	22
Foster Care Review	FC	3	3	3	3	-
Initial Foster Care	IF	4	4	4	4	-
Motion - Prot Order	MP	2	2	2	2	-
Petition	PT	0	1	1	1	-
Status	ST	5	7	7	2	5
Traffic	T	15	7	16	14	2
Term Parental Rights	TP	4	4	4	0	4
Truancy	TR	1	5	5	2	3
Juvenile Total		123	219	229	141	87
Campbell Totals		258	556	566	268	295



CASELOAD STATISTICS OF THE JUVENILE & DOMESTIC RELATIONS COURTS

December 2018

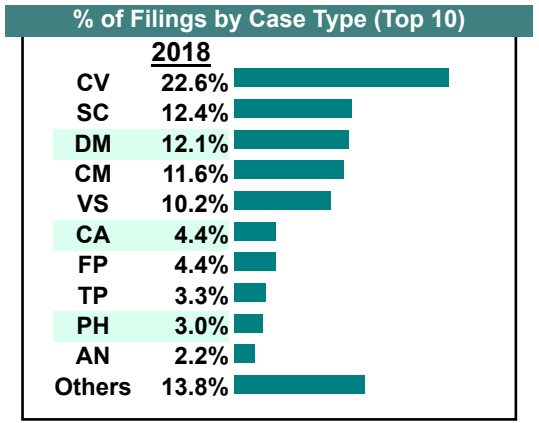
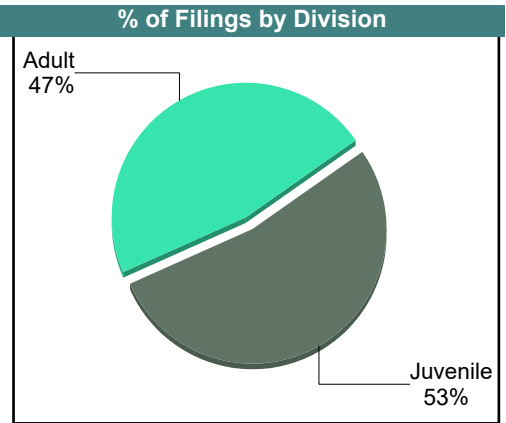
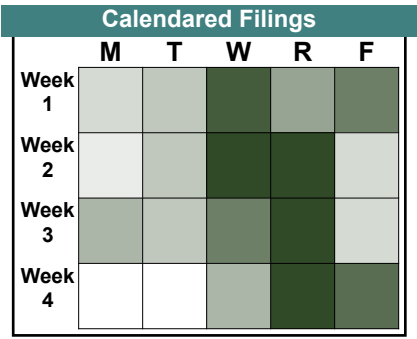
Lynchburg

District: 24

		<u>Filings</u>	<u>Hearings</u>	<u>Transactions</u>	<u>Concluded</u>	<u>Cont</u>
Adult						
Capias	CA	15	52	52	27	25
Felony	CF	7	33	33	16	17
Misdemeanor	CM	42	142	142	44	95
Family Abuse - Prot Order	FP	16	48	48	18	30
Motion - Prot Order	MP	7	9	9	7	2
Show Cause	SC	45	96	97	39	58
SL/Other	SL	1	1	1	1	-
Civil Support	VS	37	74	74	50	24
Adult Total		170	455	456	202	251

Juvenile						
Abuse or Neglect	AN	8	35	35	6	29
Non-Family Abuse Prot Order	AP	2	5	5	0	5
Capias	CA	1	1	1	0	1
Child in Need of Services	CS	2	4	4	0	4
Custody Visitation	CV	82	179	179	106	73
Felony	DF	4	39	39	6	33
Misdemeanor	DM	44	112	112	29	82
Entrustment	ET	6	6	6	5	1
Foster Care Review	FC	5	5	5	4	1
Initial Foster Care	IF	5	5	5	3	2
Permanency	PH	11	14	14	11	3
Petition	PT	3	9	9	6	3
Status	ST	0	1	1	1	-
Traffic	T	3	6	6	2	4
Term Parental Rights	TP	12	12	12	10	2
Truancy	TR	5	29	29	11	18
Juvenile Total		193	462	462	200	261

Lynchburg Totals		363	917	918	402	512
-------------------------	--	------------	------------	------------	------------	------------



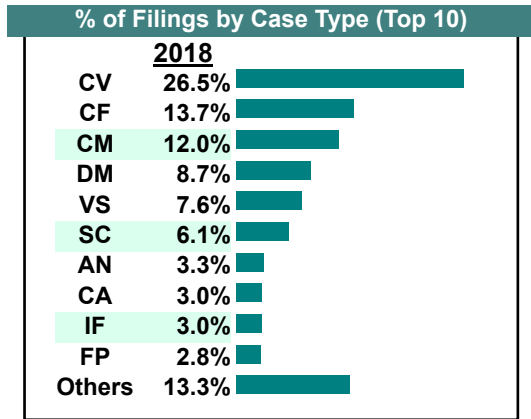
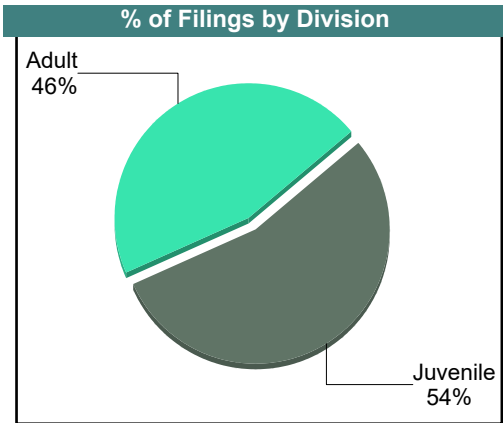
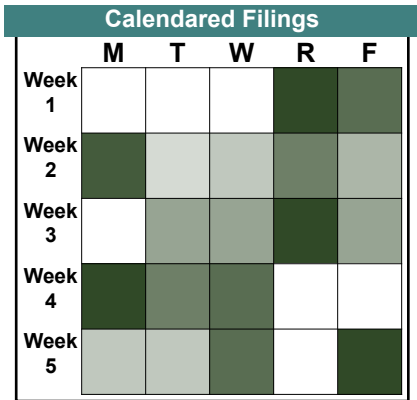
CASELOAD STATISTICS OF THE JUVENILE & DOMESTIC RELATIONS COURTS

November 2018

Lynchburg

District: 24

		<u>Filings</u>	<u>Hearings</u>	<u>Transactions</u>	<u>Concluded</u>	<u>Cont</u>
Adult						
Capias	CA	14	46	46	13	33
Felony	CF	63	149	149	23	124
Misdemeanor	CM	55	157	157	46	108
Family Abuse - Prot Order	FP	13	37	37	14	23
Motion - Prot Order	MP	2	4	4	2	1
Show Cause	SC	28	73	73	32	40
Civil Support	VS	35	73	73	39	32
Adult Total		210	539	539	169	361
Juvenile						
Abuse or Neglect	AN	15	66	66	22	44
Non-Family Abuse Prot Order	AP	5	8	8	2	6
Child in Need of Services	CS	1	5	5	2	3
Custody Visitation	CV	122	258	258	116	141
Felony	DF	9	53	53	17	36
Misdemeanor	DM	40	127	127	30	97
Entrustment	ET	2	2	2	0	2
Foster Care Review	FC	6	7	7	7	-
Initial Foster Care	IF	14	14	14	6	8
Permanency	PH	6	6	6	4	2
Petition	PT	9	11	11	4	7
Remand Custody	RC	2	2	2	2	-
Child at Risk	RI	0	4	4	1	3
Remand Visitation	RV	2	2	2	2	-
Status	ST	0	1	1	1	-
Traffic	T	8	16	16	7	9
Term Parental Rights	TP	4	4	4	0	4
Truancy	TR	4	22	22	7	15
Voluntary Continuing Services Agreement	VA	1	1	1	1	-
Juvenile Total		250	609	609	231	377
Lynchburg Totals		460	1,148	1,148	400	738



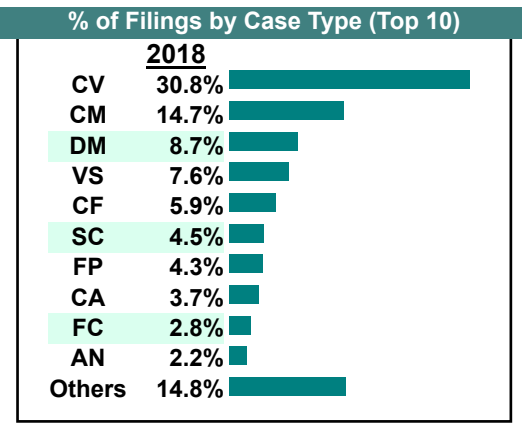
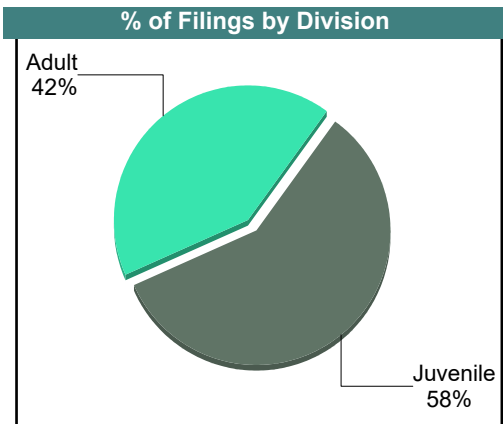
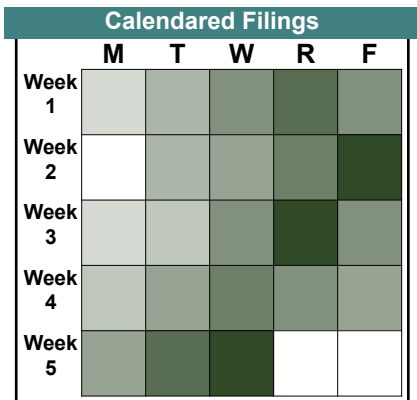
CASELOAD STATISTICS OF THE JUVENILE & DOMESTIC RELATIONS COURTS

October 2018

Lynchburg

District: 24

		<u>Filings</u>	<u>Hearings</u>	<u>Transactions</u>	<u>Concluded</u>	<u>Cont</u>
Adult						
Non-Family Abuse Prot Order	AP	1	4	4	2	2
Capias	CA	20	50	50	19	31
Felony	CF	32	85	85	24	61
Misdemeanor	CM	79	233	233	78	155
Family Abuse - Prot Order	FP	23	51	51	19	32
Motion - Prot Order	MP	4	5	5	3	2
Show Cause	SC	24	77	77	33	44
Civil Support	VS	41	82	82	46	36
Adult Total		224	587	587	224	363
Juvenile						
Abuse or Neglect	AN	12	48	48	14	34
Non-Family Abuse Prot Order	AP	7	12	12	0	12
Child in Need of Services	CS	4	9	9	0	9
Custody Visitation	CV	166	292	292	154	138
Felony	DF	7	52	52	1	51
Misdemeanor	DM	47	129	129	24	105
Entrustment	ET	4	5	5	5	-
Foster Care Review	FC	15	16	16	7	9
Initial Foster Care	IF	5	5	5	5	-
Motion - Prot Order	MP	4	4	4	4	-
Permanency	PH	6	6	6	5	1
Petition	PT	11	17	17	8	9
Remand Custody	RC	3	3	3	3	-
Child at Risk	RI	4	7	7	0	7
Remand Visitation	RV	3	3	3	3	-
Traffic	T	8	10	14	9	5
Term Parental Rights	TP	8	14	14	14	-
Truancy	TR	0	27	27	8	19
Voluntary Continuing Services Agreement	VA	1	1	1	1	-
Juvenile Total		315	660	664	265	399
Lynchburg Totals		539	1,247	1,251	489	762



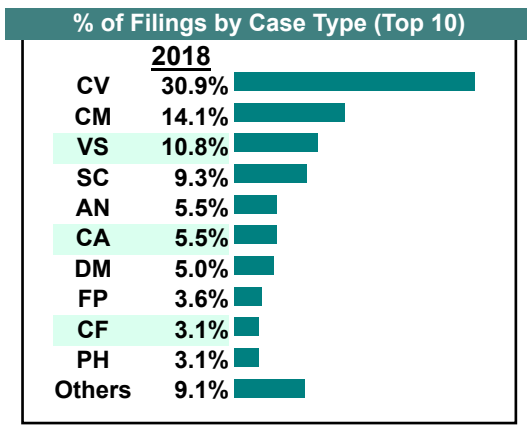
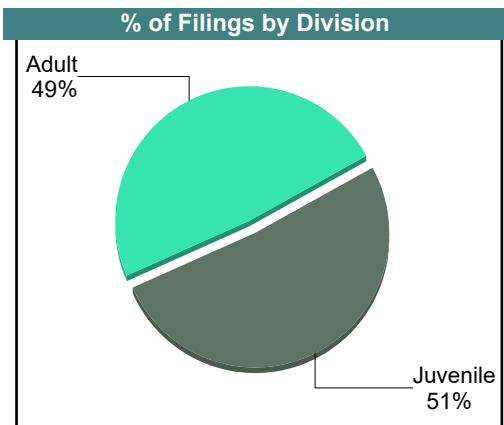
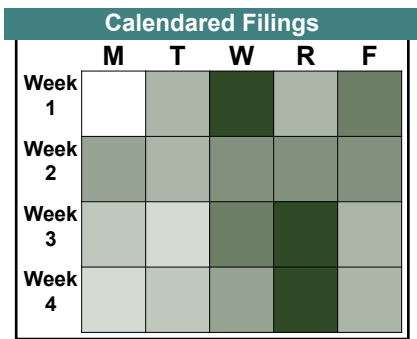
CASELOAD STATISTICS OF THE JUVENILE & DOMESTIC RELATIONS COURTS

September 2018

Lynchburg

District: 24

		<u>Filings</u>	<u>Hearings</u>	<u>Transactions</u>	<u>Concluded</u>	<u>Cont</u>
Adult						
Non-Family Abuse Prot Order	AP	2	4	4	2	2
Capias	CA	23	64	64	24	40
Felony	CF	13	62	62	22	40
Misdemeanor	CM	59	177	177	58	119
Family Abuse - Prot Order	FP	15	41	41	18	23
Motion - Prot Order	MP	6	8	8	6	2
Violation of PO	PV	0	2	2	1	1
Show Cause	SC	39	126	126	60	66
SL/Other	SL	1	1	1	1	-
Civil Support	VS	45	82	82	48	31
Adult Total		203	567	567	240	324
Juvenile						
Abuse or Neglect	AN	23	57	57	8	49
Child in Need of Services	CS	3	4	4	1	3
Custody Visitation	CV	129	235	235	100	135
Felony	DF	4	34	34	8	26
Misdemeanor	DM	21	64	64	19	44
Entrustment	ET	1	1	1	1	-
Foster Care Review	FC	4	4	4	4	-
Initial Foster Care	IF	2	4	4	4	-
Permanency	PH	13	14	14	14	-
Petition	PT	2	3	3	1	2
Status	ST	2	3	3	3	-
Traffic	T	1	6	6	2	4
Term Parental Rights	TP	2	4	4	4	-
Truancy	TR	7	23	23	4	19
Voluntary Continuing Services Agreement	VA	1	1	1	1	-
Juvenile Total		215	457	457	174	282
Lynchburg Totals		418	1,024	1,024	414	606



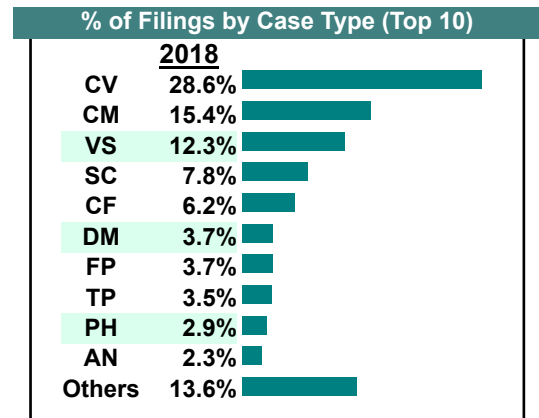
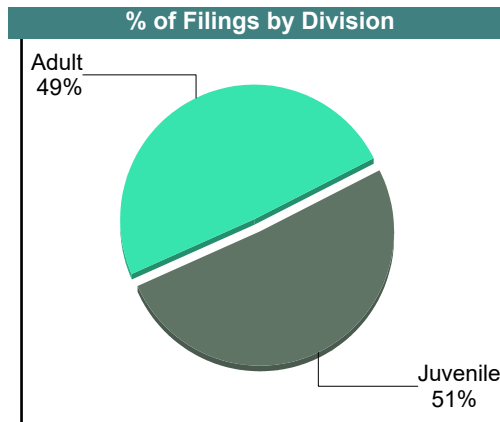
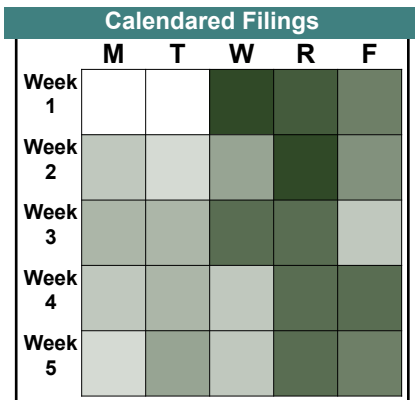
CASELOAD STATISTICS OF THE JUVENILE & DOMESTIC RELATIONS COURTS

August 2018

Lynchburg

District: 24

		<u>Filings</u>	<u>Hearings</u>	<u>Transactions</u>	<u>Concluded</u>	<u>Cont</u>
Adult						
Non-Family Abuse Prot Order	AP	3	6	6	1	5
Capias	CA	11	30	30	9	21
Felony	CF	32	91	91	16	75
Misdemeanor	CM	79	198	198	65	133
Family Abuse - Prot Order	FP	19	44	44	15	28
Motion - Prot Order	MP	4	4	4	2	2
Remand Support	RS	1	1	1	1	-
Show Cause	SC	40	106	106	32	74
Civil Support	VS	63	90	90	52	38
Adult Total		252	570	570	193	376
Juvenile						
Abuse or Neglect	AN	12	39	39	11	28
Non-Family Abuse Prot Order	AP	1	2	2	1	1
Child in Need of Services	CS	1	4	4	3	1
Custody Visitation	CV	147	288	288	178	110
Felony	DF	9	86	86	23	63
Misdemeanor	DM	19	92	92	23	69
Entrustment	ET	9	11	11	10	1
Foster Care Review	FC	10	10	10	8	2
Initial Foster Care	IF	4	4	4	4	-
Permanency	PH	15	16	16	12	4
Petition	PT	4	7	7	5	2
Remand Custody	RC	2	2	2	2	-
Remand Visitation	RV	2	2	2	2	-
Status	ST	0	7	7	1	6
Traffic	T	8	11	12	4	8
Term Parental Rights	TP	18	24	24	22	2
Truancy	TR	0	34	34	9	24
Voluntary Continuing Services Agreement	VA	1	1	1	1	-
Juvenile Total		262	640	641	319	321
Lynchburg Totals		514	1,210	1,211	512	697



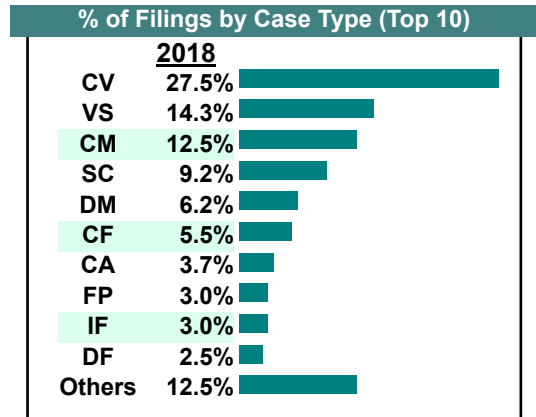
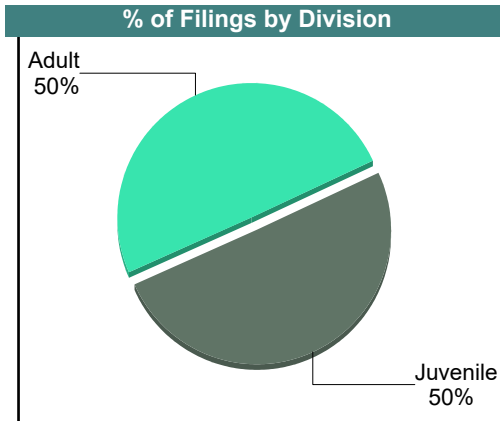
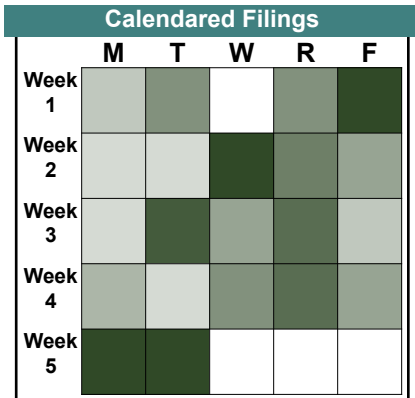
CASELOAD STATISTICS OF THE JUVENILE & DOMESTIC RELATIONS COURTS

July 2018

Lynchburg

District: 24

		<u>Filings</u>	<u>Hearings</u>	<u>Transactions</u>	<u>Concluded</u>	<u>Cont</u>
Adult						
Non-Family Abuse Prot Order	AP	2	7	7	7	-
Capias	CA	16	42	42	16	26
Felony	CF	24	77	77	26	51
Misdemeanor	CM	54	161	161	55	106
Family Abuse - Prot Order	FP	13	43	43	17	26
Motion - Prot Order	MP	4	4	4	4	-
Other	OT	0	1	1	1	-
Show Cause	SC	40	100	100	44	56
Civil Support	VS	62	90	90	54	36
Adult Total		215	525	525	224	301
Juvenile						
Abuse or Neglect	AN	6	43	43	16	27
Non-Family Abuse Prot Order	AP	0	1	1	1	-
Child in Need of Services	CS	1	2	2	1	1
Custody Visitation	CV	119	235	235	123	112
Felony	DF	11	63	63	6	57
Misdemeanor	DM	27	111	111	22	88
Entrustment	ET	3	4	4	4	-
Foster Care Review	FC	7	7	7	7	-
Initial Foster Care	IF	13	13	13	13	-
Permanency	PH	7	7	7	5	2
Petition	PT	5	10	10	6	3
Child at Risk	RI	0	1	1	1	-
Status	ST	1	6	6	4	2
Traffic	T	4	8	8	4	4
Term Parental Rights	TP	9	11	11	9	2
Truancy	TR	4	24	24	6	18
Voluntary Continuing Services Agreement	VA	1	1	1	1	-
Juvenile Total		218	547	547	229	316
Lynchburg Totals		433	1,072	1,072	453	617



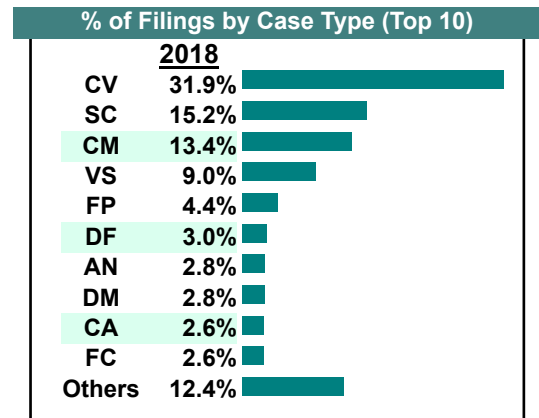
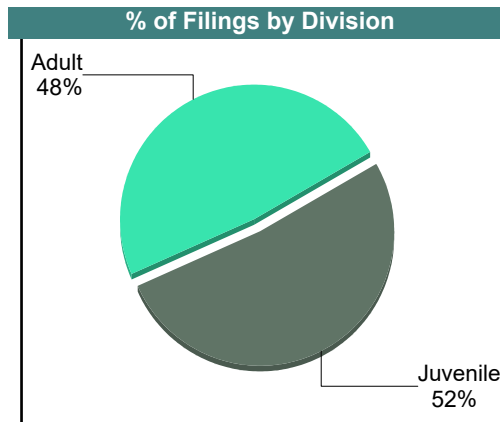
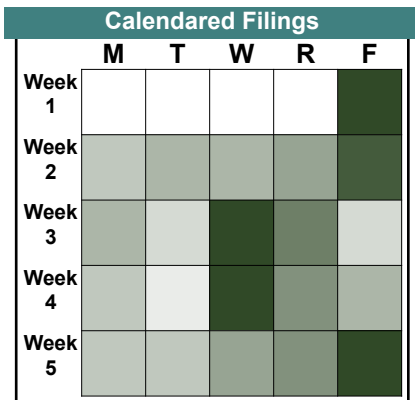
CASELOAD STATISTICS OF THE JUVENILE & DOMESTIC RELATIONS COURTS

June 2018

Lynchburg

District: 24

		<u>Filings</u>	<u>Hearings</u>	<u>Transactions</u>	<u>Concluded</u>	<u>Cont</u>
<u>Adult</u>						
Non-Family Abuse Prot Order	AP	5	7	7	2	5
Bond Forfeiture	BF	0	1	1	1	-
Capias	CA	13	52	52	21	31
Felony	CF	12	56	56	20	36
Misdemeanor	CM	67	196	196	71	125
Family Abuse - Prot Order	FP	22	53	53	20	32
Motion - Prot Order	MP	1	1	1	1	-
Other	OT	1	1	1	0	1
Show Cause	SC	76	143	143	53	90
Civil Support	VS	45	70	70	47	23
Adult Total		242	580	580	236	343
<u>Juvenile</u>						
Abuse or Neglect	AN	14	36	36	6	30
Non-Family Abuse Prot Order	AP	2	4	4	2	2
Child in Need of Services	CS	1	2	2	2	-
Custody Visitation	CV	160	280	280	128	152
Felony	DF	15	61	61	12	49
Misdemeanor	DM	14	128	128	40	86
Entrustment	ET	4	6	6	5	1
Foster Care Review	FC	13	14	14	13	1
Initial Foster Care	IF	1	3	3	1	2
Motion - Prot Order	MP	1	1	1	1	-
Permanency	PH	7	7	7	7	-
Petition	PT	3	7	7	4	2
Child at Risk	RI	2	9	9	5	4
Status	ST	0	8	8	3	5
Traffic	T	5	12	13	5	8
Term Parental Rights	TP	10	16	16	14	2
Truancy	TR	7	59	59	18	41
Juvenile Total		259	653	654	266	385
Lynchburg Totals		501	1,233	1,234	502	728



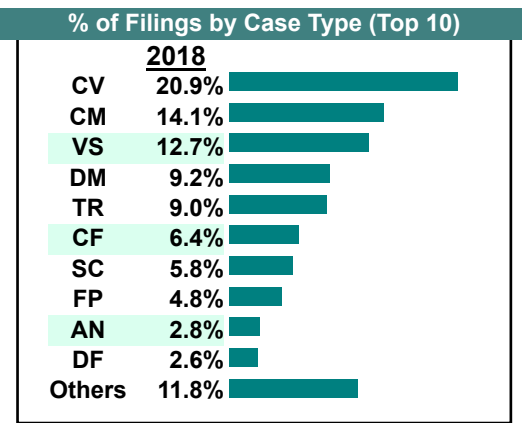
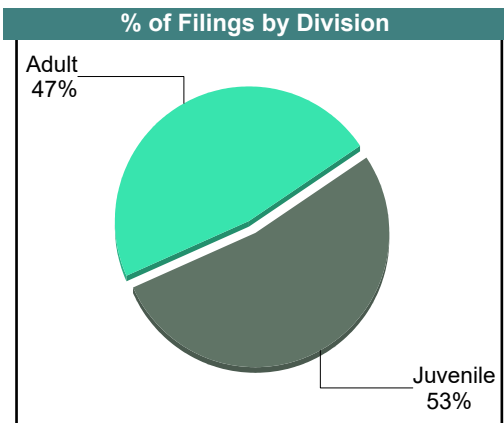

CASELOAD STATISTICS OF THE JUVENILE & DOMESTIC RELATIONS COURTS

May 2018

Lynchburg

District: 24

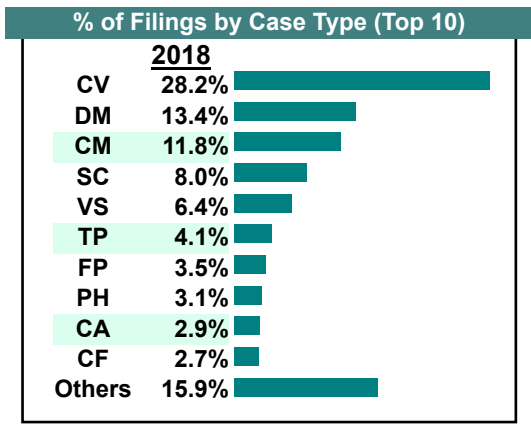
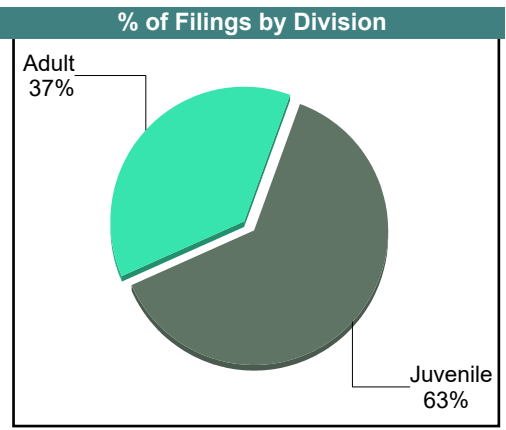

		<u>Filings</u>	<u>Hearings</u>	<u>Transactions</u>	<u>Concluded</u>	<u>Cont</u>
Adult						
Capias	CA	11	47	47	20	27
Felony	CF	32	64	64	16	48
Misdemeanor	CM	71	158	158	51	107
Family Abuse - Prot Order	FP	24	55	55	19	36
Motion - Prot Order	MP	4	6	6	5	1
Violation of PO	PV	1	1	1	0	1
Show Cause	SC	29	103	103	44	59
SL/Other	SL	1	1	1	1	-
Civil Support	VS	64	93	93	55	38
Adult Total		237	528	528	211	317
Juvenile						
Abuse or Neglect	AN	14	44	44	10	34
Non-Family Abuse Prot Order	AP	5	10	10	4	6
Child in Need of Services	CS	1	5	5	3	2
Custody Visitation	CV	105	202	202	103	99
Felony	DF	13	54	54	3	51
Misdemeanor	DM	46	179	179	39	140
Entrustment	ET	3	6	6	3	3
Foster Care Review	FC	3	5	5	4	1
Initial Foster Care	IF	1	1	1	1	-
Permanency	PH	6	7	7	6	1
Petition	PT	2	5	5	1	4
Child at Risk	RI	4	7	7	1	6
Status	ST	3	6	6	1	5
Traffic	T	6	8	8	3	5
Term Parental Rights	TP	8	14	14	5	9
Truancy	TR	45	65	65	7	58
Juvenile Total		265	618	618	194	424
Lynchburg Totals		502	1,146	1,146	405	741



		<u>Filings</u>	<u>Hearings</u>	<u>Transactions</u>	<u>Concluded</u>	<u>Cont</u>
Adult						
Non-Family Abuse Prot Order	AP	1	2	2	0	2
Bond Forfeiture	BF	2	2	2	1	1
Capias	CA	14	41	41	13	28
Felony	CF	13	58	58	27	31
Misdemeanor	CM	57	178	178	72	105
Family Abuse - Prot Order	FP	17	51	51	26	25
Motion - Prot Order	MP	4	5	5	5	-
Remand Support	RS	1	1	1	1	-
Show Cause	SC	39	110	110	46	64
SL/Other	SL	1	1	1	1	-
Civil Support	VS	31	55	55	26	28
Adult Total		180	504	504	218	284

Juvenile						
Abuse or Neglect	AN	9	31	31	13	18
Custody Visitation	CV	137	251	251	103	141
Felony	DF	5	52	52	4	48
Misdemeanor	DM	65	201	201	50	151
Entrustment	ET	4	13	13	11	2
Foster Care Review	FC	11	14	14	12	2
Initial Foster Care	IF	7	7	7	7	-
Permanency	PH	15	18	18	17	1
Petition	PT	4	7	7	3	4
Remand Custody	RC	2	2	2	2	-
Child at Risk	RI	1	1	1	0	1
Remand Visitation	RV	2	2	2	2	-
Status	ST	1	8	8	2	6
Traffic	T	10	19	20	10	10
Term Parental Rights	TP	20	43	43	34	9
Truancy	TR	10	22	22	6	16
Voluntary Continuing Services Agreement	VA	2	2	2	1	1
Juvenile Total		305	693	694	277	410

Lynchburg Totals		485	1,197	1,198	495	694
-------------------------	--	------------	--------------	--------------	------------	------------



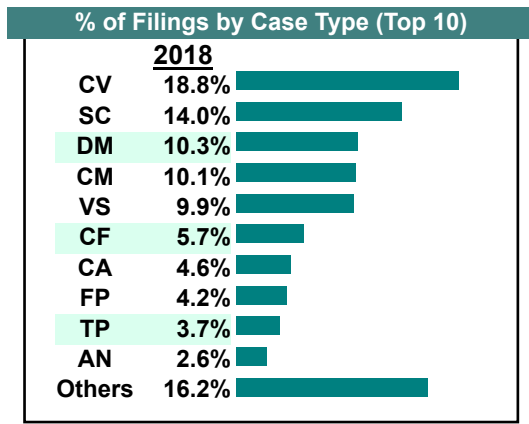
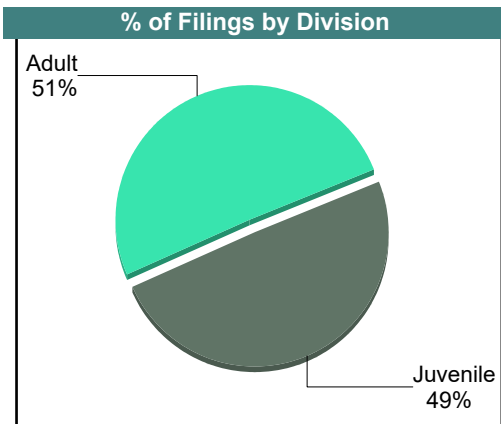

CASELOAD STATISTICS OF THE JUVENILE & DOMESTIC RELATIONS COURTS

March 2018

Lynchburg

District: 24

		<u>Filings</u>	<u>Hearings</u>	<u>Transactions</u>	<u>Concluded</u>	<u>Cont</u>
<u>Adult</u>						
Capias	CA	25	66	66	19	47
Felony	CF	31	85	85	18	67
Misdemeanor	CM	55	200	200	53	146
Family Abuse - Prot Order	FP	23	52	52	18	34
Motion - Prot Order	MP	7	10	10	5	5
Remand Support	RS	2	2	2	2	-
Show Cause	SC	76	142	142	44	98
SL/Other	SL	2	2	2	2	-
Civil Support	VS	54	83	83	47	36
Adult Total		275	642	642	208	433
<u>Juvenile</u>						
Abuse or Neglect	AN	14	36	36	20	16
Non-Family Abuse Prot Order	AP	2	14	14	11	3
Child in Need of Services	CS	0	5	5	2	2
Custody Visitation	CV	102	211	211	80	131
Felony	DF	14	50	50	5	45
Misdemeanor	DM	56	144	144	22	122
Entrustment	ET	10	22	22	19	3
Foster Care Review	FC	11	12	12	8	4
Initial Foster Care	IF	4	8	8	8	-
Permanency	PH	8	9	9	7	2
Petition	PT	4	11	11	5	6
Remand Custody	RC	3	3	3	3	-
Child at Risk	RI	1	1	1	1	-
Remand Visitation	RV	3	3	3	3	-
Status	ST	7	11	11	1	10
Traffic	T	6	11	11	4	7
Term Parental Rights	TP	20	48	48	43	5
Truancy	TR	3	31	31	10	21
Voluntary Continuing Services Agreement	VA	1	1	1	1	-
Juvenile Total		269	631	631	253	377
Lynchburg Totals		544	1,273	1,273	461	810



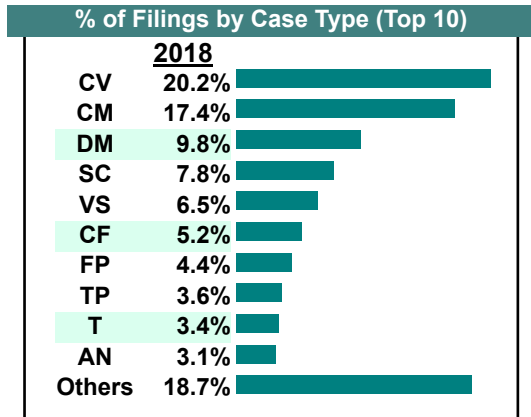
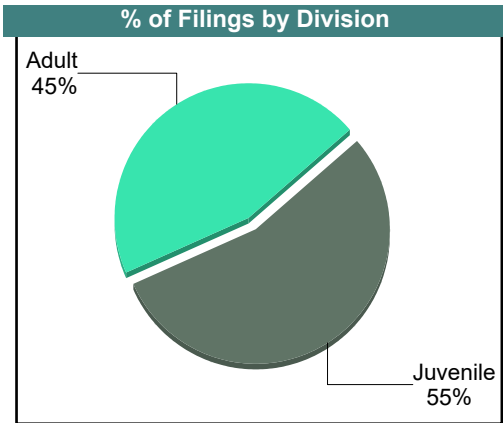
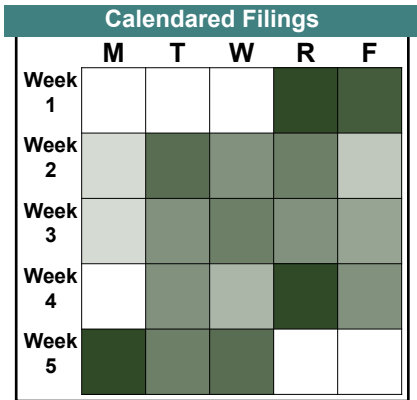
CASELOAD STATISTICS OF THE JUVENILE & DOMESTIC RELATIONS COURTS

February 2018

Lynchburg

District: 24

		<u>Filings</u>	<u>Hearings</u>	<u>Transactions</u>	<u>Concluded</u>	<u>Cont</u>
<u>Adult</u>						
Non-Family Abuse Prot Order	AP	0	1	1	1	-
Capias	CA	12	50	50	23	26
Felony	CF	20	65	65	11	54
Misdemeanor	CM	67	185	185	53	132
Family Abuse - Prot Order	FP	17	41	41	18	23
Motion - Prot Order	MP	2	4	4	4	-
Remand Support	RS	1	1	1	1	-
Show Cause	SC	30	84	84	34	49
SL/Other	SL	1	1	1	1	-
Civil Support	VS	25	55	55	32	23
Adult Total		175	487	487	178	307
<u>Juvenile</u>						
Abuse or Neglect	AN	12	50	50	14	36
Non-Family Abuse Prot Order	AP	8	12	12	2	10
Child in Need of Services	CS	0	1	1	0	1
Custody Visitation	CV	78	188	188	80	108
Felony	DF	10	55	55	23	32
Misdemeanor	DM	38	125	125	30	95
Entrustment	ET	6	6	6	0	6
Foster Care Review	FC	8	10	10	9	1
Initial Foster Care	IF	3	3	3	1	2
Permanency	PH	8	9	9	7	1
Petition	PT	3	5	5	3	2
Status	ST	1	5	5	1	4
Traffic	T	13	13	14	2	12
Term Parental Rights	TP	14	14	14	0	14
Truancy	TR	8	25	25	6	19
Voluntary Continuing Services Agreement	VA	1	1	1	1	-
Juvenile Total		211	522	523	179	343
Lynchburg Totals		386	1,009	1,010	357	650



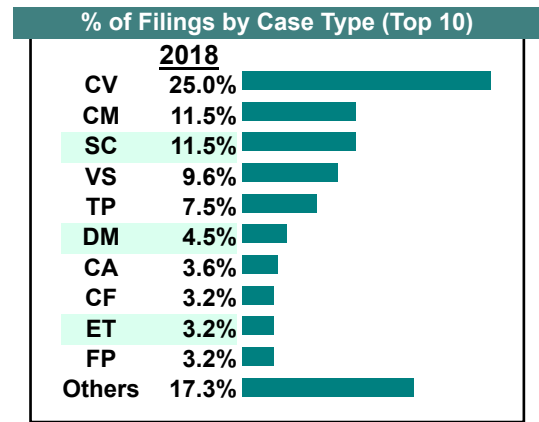
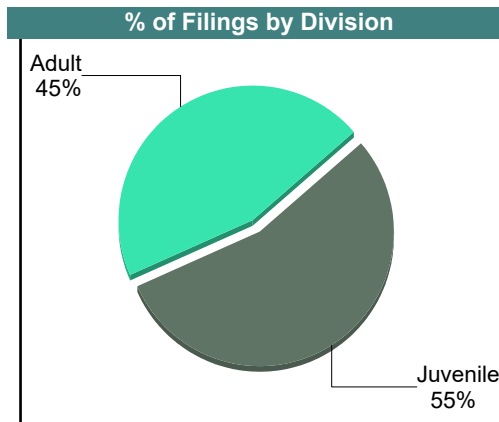

CASELOAD STATISTICS OF THE JUVENILE & DOMESTIC RELATIONS COURTS

January 2018

Lynchburg

District: 24

		<u>Filings</u>	<u>Hearings</u>	<u>Transactions</u>	<u>Concluded</u>	<u>Cont</u>
Adult						
Non-Family Abuse Prot Order	AP	1	5	5	3	2
Bond Forfeiture	BF	1	1	1	1	-
Capias	CA	19	56	56	15	41
Felony	CF	17	44	44	9	35
Misdemeanor	CM	61	150	150	51	98
Family Abuse - Prot Order	FP	17	40	40	11	29
Motion - Prot Order	MP	7	7	7	5	2
Remand Support	RS	4	4	4	4	-
Show Cause	SC	61	137	137	51	85
SL/Other	SL	2	2	2	2	-
Civil Support	VS	51	84	84	53	31
Adult Total		241	530	530	205	323
Juvenile						
Abuse or Neglect	AN	7	31	31	5	26
Non-Family Abuse Prot Order	AP	4	5	5	1	4
Child in Need of Services	CS	0	3	3	2	1
Custody Visitation	CV	133	238	238	110	128
Felony	DF	4	49	49	13	36
Misdemeanor	DM	24	124	124	23	101
Entrustment	ET	17	30	30	11	19
Foster Care Review	FC	6	7	7	5	2
Initial Foster Care	IF	4	5	5	1	4
Permanency	PH	10	18	18	14	3
Petition	PT	4	7	7	1	6
Remand Custody	RC	8	8	8	8	-
Remand Visitation	RV	5	5	5	5	-
Status	ST	3	5	5	1	4
Traffic	T	7	4	7	5	2
Term Parental Rights	TP	40	66	66	21	45
Truancy	TR	15	35	35	8	27
Juvenile Total		291	640	643	234	408
Lynchburg Totals		532	1,170	1,173	439	731



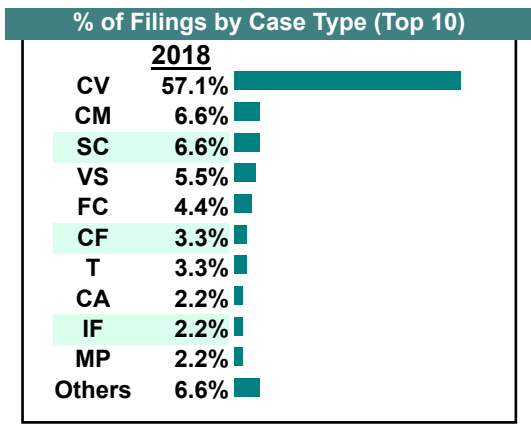
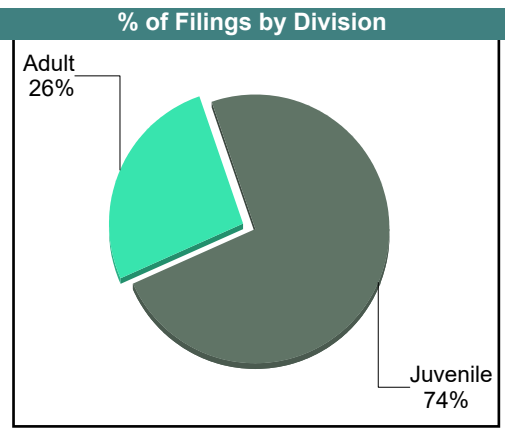
CASELOAD STATISTICS OF THE JUVENILE & DOMESTIC RELATIONS COURTS

December 2018

Nelson
District: 24

		<u>Filings</u>	<u>Hearings</u>	<u>Transactions</u>	<u>Concluded</u>	<u>Cont</u>
<u>Adult</u>						
Capias	CA	2	3	3	3	-
Felony	CF	3	9	9	1	8
Misdemeanor	CM	6	13	13	4	9
Family Abuse - Prot Order	FP	1	3	3	1	2
Motion - Prot Order	MP	1	1	1	1	-
Show Cause	SC	6	9	9	2	7
Civil Support	VS	5	6	6	5	1
Adult Total		24	44	44	17	27
<u>Juvenile</u>						
Abuse or Neglect	AN	0	7	7	2	5
Non-Family Abuse Prot Order	AP	0	1	1	1	-
Child in Need of Services	CS	0	1	1	0	1
Custody Visitation	CV	52	69	69	27	41
Felony	DF	1	3	3	0	3
Misdemeanor	DM	0	7	7	3	3
Emancipation	EP	0	1	1	0	1
Foster Care Review	FC	4	4	4	4	-
Initial Foster Care	IF	2	2	2	2	-
Motion - Prot Order	MP	1	1	1	1	-
Permanency	PH	2	2	2	2	-
Traffic	T	3	6	6	5	1
Term Parental Rights	TP	0	4	4	4	-
Truancy	TR	2	2	2	0	2
Juvenile Total		67	110	110	51	57
Nelson Totals		91	154	154	68	84

Calendared Filings		
	R	F
Week 1	█	
Week 2	█	
Week 3	█	
Week 4	█	█

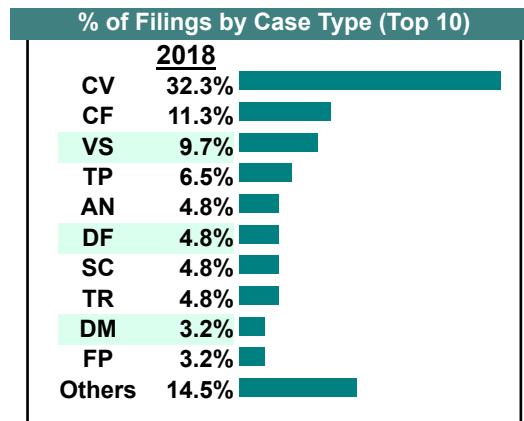
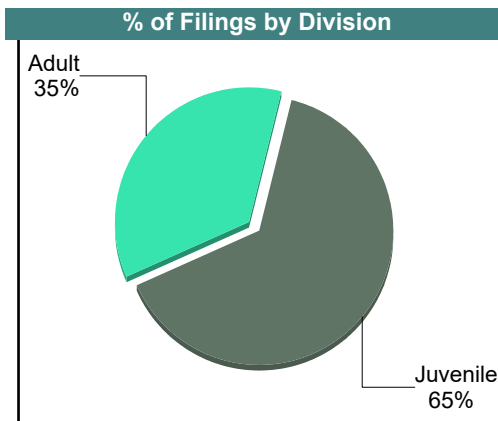
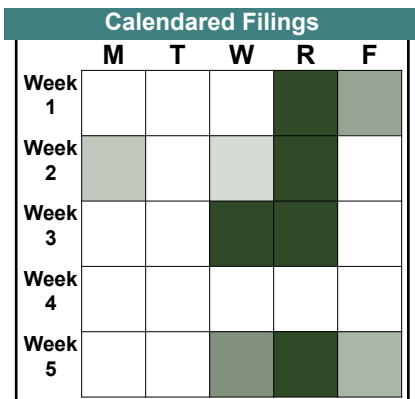


CASELOAD STATISTICS OF THE JUVENILE & DOMESTIC RELATIONS COURTS

November 2018

Nelson
District: 24

		<u>Filings</u>	<u>Hearings</u>	<u>Transactions</u>	<u>Concluded</u>	<u>Cont</u>
<u>Adult</u>						
Capias	CA	1	7	7	6	1
Felony	CF	7	13	13	2	11
Misdemeanor	CM	0	15	15	11	4
Family Abuse - Prot Order	FP	2	5	5	4	1
Motion - Prot Order	MP	2	2	2	2	-
Show Cause	SC	3	16	16	8	8
SL/Other	SL	1	1	1	1	-
Civil Support	VS	6	13	13	10	3
Adult Total		22	72	72	44	28
<u>Juvenile</u>						
Abuse or Neglect	AN	3	18	18	4	14
Child in Need of Services	CS	0	1	1	1	-
Custody Visitation	CV	20	28	28	15	13
Felony	DF	3	4	4	0	4
Misdemeanor	DM	2	22	22	11	11
Foster Care Review	FC	1	1	1	1	-
Permanency	PH	2	2	2	2	-
Petition	PT	1	1	1	1	-
Show Cause	SC	0	2	2	0	2
Traffic	T	1	4	4	2	2
Term Parental Rights	TP	4	4	4	0	4
Truancy	TR	3	11	11	3	8
Voluntary Continuing Services Agreement	VA	0	2	2	0	2
Juvenile Total		40	100	100	40	60
Nelson Totals		62	172	172	84	88



CASELOAD STATISTICS OF THE JUVENILE & DOMESTIC RELATIONS COURTS

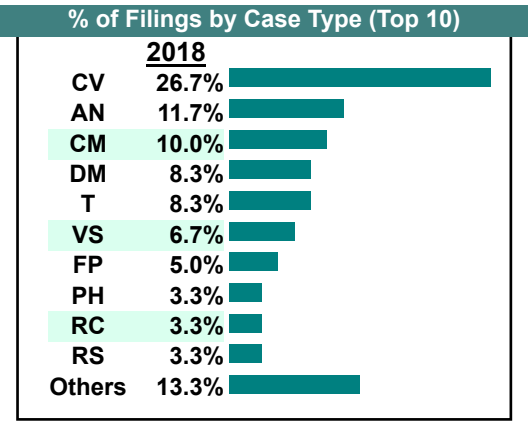
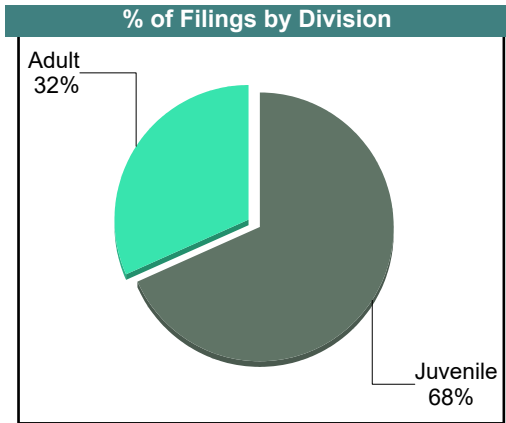
October 2018

Nelson

District: 24

		<u>Filings</u>	<u>Hearings</u>	<u>Transactions</u>	<u>Concluded</u>	<u>Cont</u>
Adult						
Capias	CA	1	6	6	1	5
Felony	CF	1	12	12	6	6
Misdemeanor	CM	6	25	25	7	18
Family Abuse - Prot Order	FP	3	4	4	2	2
Remand Support	RS	2	2	2	2	-
Show Cause	SC	2	14	14	5	9
Civil Support	VS	4	7	7	6	1
Adult Total		19	70	70	29	41
Juvenile						
Abuse or Neglect	AN	7	15	15	3	12
Child in Need of Services	CS	0	1	1	0	1
Custody Visitation	CV	16	25	25	20	5
Misdemeanor	DM	5	25	25	2	23
Foster Care Review	FC	1	1	1	1	-
Permanency	PH	2	2	2	2	-
Remand Custody	RC	2	2	2	2	-
Remand Visitation	RV	2	2	2	2	-
Traffic	T	5	6	7	5	2
Truancy	TR	0	8	8	1	7
Voluntary Continuing Services Agreement	VA	1	1	1	0	1
Juvenile Total		41	88	89	38	51
Nelson Totals		60	158	159	67	92

Calendared Filings					
	M	T	W	R	F
Week 1					
Week 2					
Week 3					
Week 4					
Week 5					



CASELOAD STATISTICS OF THE JUVENILE & DOMESTIC RELATIONS COURTS

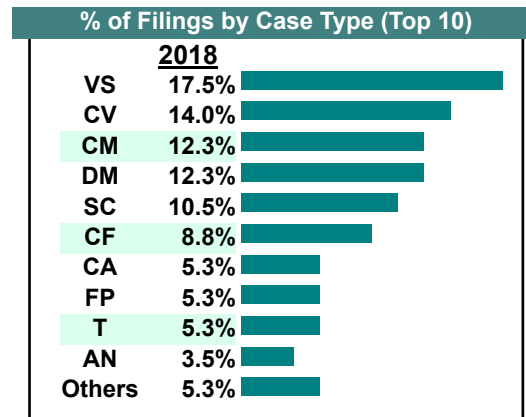
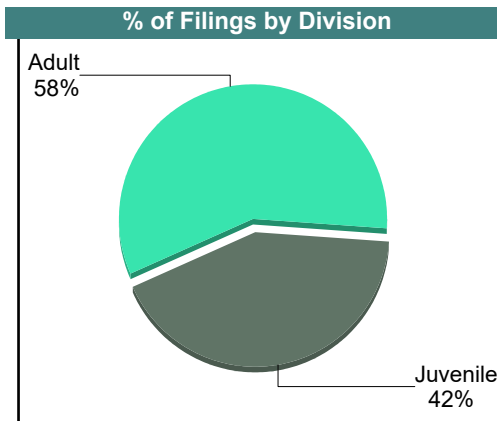
September 2018

Nelson

District: 24

		<u>Filings</u>	<u>Hearings</u>	<u>Transactions</u>	<u>Concluded</u>	<u>Cont</u>
Adult						
Capias	CA	3	6	6	0	6
Felony	CF	5	9	9	2	7
Misdemeanor	CM	7	22	22	10	12
Family Abuse - Prot Order	FP	3	8	8	7	1
Show Cause	SC	5	15	15	4	11
Civil Support	VS	10	14	14	6	8
Adult Total		33	74	74	29	45
Juvenile						
Abuse or Neglect	AN	2	8	8	4	4
Child in Need of Services	CS	1	4	4	3	1
Custody Visitation	CV	8	21	21	14	7
Misdemeanor	DM	7	17	17	3	14
Emancipation	EP	0	1	1	0	1
Show Cause	SC	1	2	2	0	2
Traffic	T	3	4	4	4	-
Truancy	TR	2	4	4	2	2
Juvenile Total		24	61	61	30	31
Nelson Totals		57	135	135	59	76

Calendared Filings				
	M	T	W	R
Week 1				
Week 2				
Week 3				
Week 4				

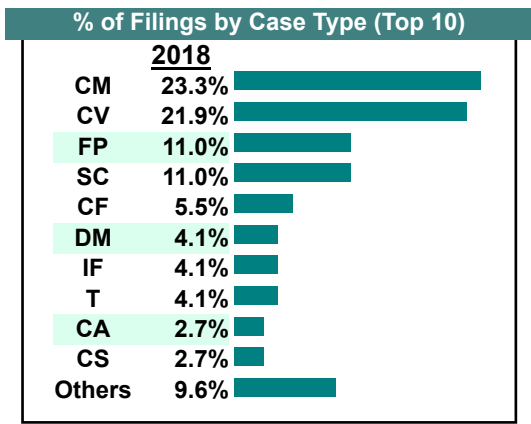
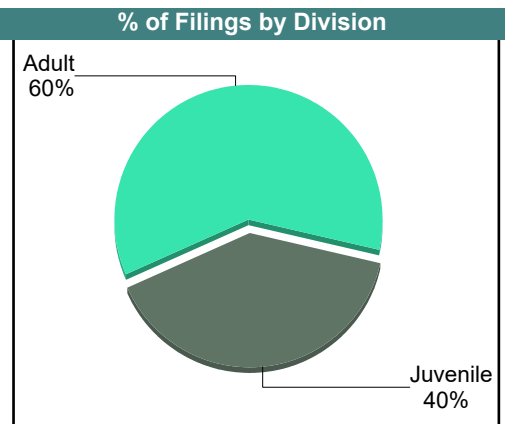



CASELOAD STATISTICS OF THE JUVENILE & DOMESTIC RELATIONS COURTS

August 2018

Nelson
District: 24

		<u>Filings</u>	<u>Hearings</u>	<u>Transactions</u>	<u>Concluded</u>	<u>Cont</u>
<u>Adult</u>						
Capias	CA	2	5	5	1	4
Felony	CF	4	9	9	4	5
Misdemeanor	CM	17	43	43	15	28
Family Abuse - Prot Order	FP	8	18	18	7	11
Motion - Prot Order	MP	2	2	2	2	-
Remand Support	RS	1	1	1	1	-
Show Cause	SC	8	15	15	2	13
Civil Support	VS	2	5	5	2	3
Adult Total		44	98	98	34	64
<u>Juvenile</u>						
Abuse or Neglect	AN	0	7	7	5	2
Child in Need of Services	CS	2	2	2	0	2
Custody Visitation	CV	16	30	30	17	13
Felony	DF	0	1	1	1	-
Misdemeanor	DM	3	6	6	3	3
Emancipation	EP	0	1	1	0	1
Initial Foster Care	IF	3	3	3	3	-
Permanency	PH	1	1	1	1	-
Status	ST	0	1	1	1	-
Traffic	T	3	2	3	3	-
Term Parental Rights	TP	0	2	2	2	-
Truancy	TR	0	3	3	2	1
Voluntary Continuing Services Agreement	VA	1	1	1	0	1
Juvenile Total		29	60	61	38	23
Nelson Totals		73	158	159	72	87



CASELOAD STATISTICS OF THE JUVENILE & DOMESTIC RELATIONS COURTS

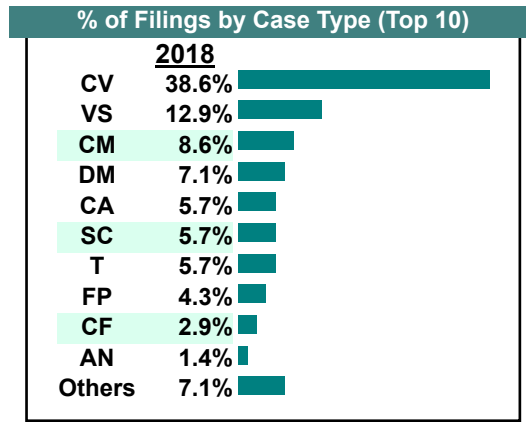
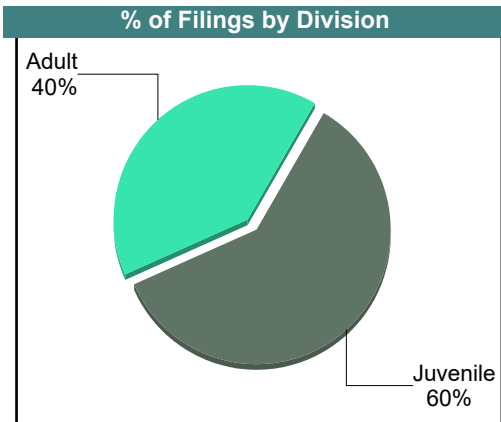
July 2018

Nelson

District: 24

		<u>Filings</u>	<u>Hearings</u>	<u>Transactions</u>	<u>Concluded</u>	<u>Cont</u>
Adult						
Non-Family Abuse Prot Order	AP	1	3	3	2	1
Capias	CA	4	10	10	3	7
Felony	CF	2	6	6	3	3
Misdemeanor	CM	6	22	22	8	14
Family Abuse - Prot Order	FP	3	7	7	0	7
Show Cause	SC	3	24	24	13	11
Civil Support	VS	9	18	18	11	7
Adult Total		28	90	90	40	50
Juvenile						
Abuse or Neglect	AN	1	9	9	0	9
Custody Visitation	CV	27	39	39	15	24
Felony	DF	0	12	12	2	10
Misdemeanor	DM	5	15	15	3	11
Emancipation	EP	1	1	1	0	1
Show Cause	SC	1	2	2	1	1
Status	ST	1	2	2	0	2
Traffic	T	4	5	8	7	1
Truancy	TR	1	3	3	0	3
Voluntary Continuing Services Agreement	VA	1	1	1	1	-
Juvenile Total		42	89	92	29	62
Nelson Totals		70	179	182	69	112

Calendared Filings			
	W	R	F
Week 1			
Week 2			
Week 3			
Week 4			




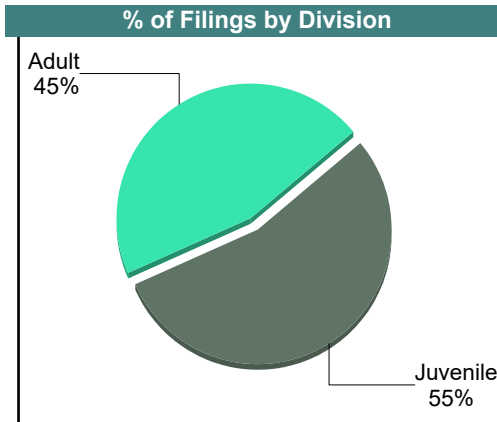
CASELOAD STATISTICS OF THE JUVENILE & DOMESTIC RELATIONS COURTS

June 2018

Nelson
District: 24

		<u>Filings</u>	<u>Hearings</u>	<u>Transactions</u>	<u>Concluded</u>	<u>Cont</u>
Adult						
Capias	CA	2	3	3	0	3
Felony	CF	5	17	17	5	12
Misdemeanor	CM	15	32	32	10	22
Family Abuse - Prot Order	FP	6	12	12	6	6
Remand Support	RS	2	2	2	2	-
Show Cause	SC	4	10	10	3	7
Civil Support	VS	1	5	5	3	2
Adult Total		35	81	81	29	52
Juvenile						
Abuse or Neglect	AN	8	19	19	2	17
Non-Family Abuse Prot Order	AP	0	1	1	0	1
Child in Need of Services	CS	1	4	4	2	2
Custody Visitation	CV	10	29	29	21	8
Felony	DF	0	3	3	0	3
Misdemeanor	DM	3	27	27	10	14
Foster Care Review	FC	2	2	2	2	-
Permanency	PH	5	5	5	5	-
Petition	PT	0	2	2	2	-
Remand Custody	RC	2	2	2	1	-
Remand Visitation	RV	2	2	2	2	-
Show Cause	SC	1	1	1	0	1
Status	ST	0	1	1	1	-
Traffic	T	8	11	11	5	6
Truancy	TR	0	4	4	2	1
Juvenile Total		42	113	113	55	53
Nelson Totals		77	194	194	84	105

Calendared Filings					
	M	T	W	R	F
Week 1					
Week 2					
Week 3					
Week 4					
Week 5					



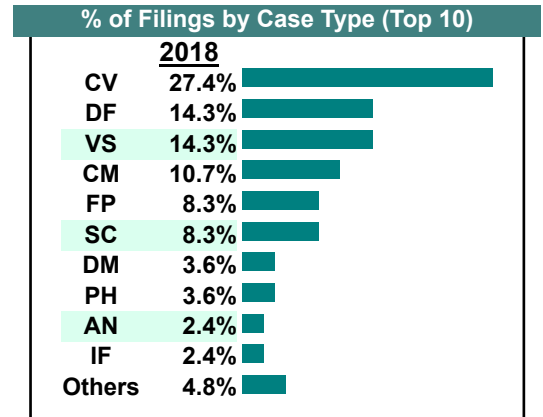
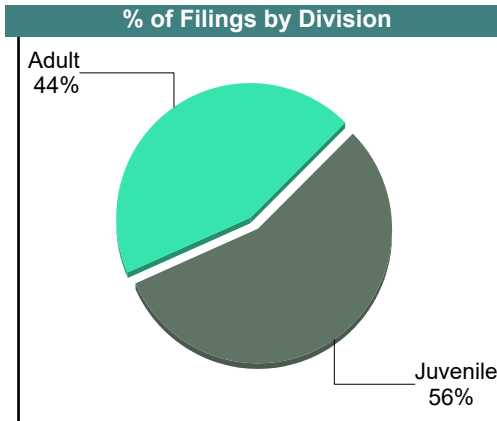
CASELOAD STATISTICS OF THE JUVENILE & DOMESTIC RELATIONS COURTS

May 2018

Nelson
District: 24

		<u>Filings</u>	<u>Hearings</u>	<u>Transactions</u>	<u>Concluded</u>	<u>Cont</u>
Adult						
Non-Family Abuse Prot Order	AP	0	1	1	0	1
Capias	CA	1	3	3	2	1
Felony	CF	1	5	5	0	5
Misdemeanor	CM	9	20	20	8	12
Family Abuse - Prot Order	FP	7	16	16	8	8
Show Cause	SC	7	27	27	9	18
Civil Support	VS	12	24	24	15	9
Adult Total		37	96	96	42	54
Juvenile						
Abuse or Neglect	AN	2	4	4	0	4
Child in Need of Services	CS	0	3	3	1	2
Custody Visitation	CV	23	36	36	27	9
Felony	DF	12	13	13	0	13
Misdemeanor	DM	3	20	20	5	15
Initial Foster Care	IF	2	2	2	2	-
Permanency	PH	3	3	3	3	-
Traffic	T	1	1	2	2	-
Term Parental Rights	TP	0	2	2	0	2
Truancy	TR	1	19	19	9	10
Voluntary Continuing Services Agreement	VA	0	2	2	0	2
Juvenile Total		47	105	106	49	57
Nelson Totals		84	201	202	91	111

Calendared Filings				
	M	T	W	R
Week 1				
Week 2				
Week 3				
Week 4				
Week 5				

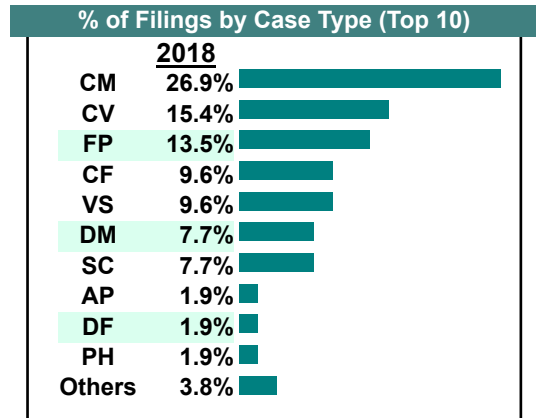
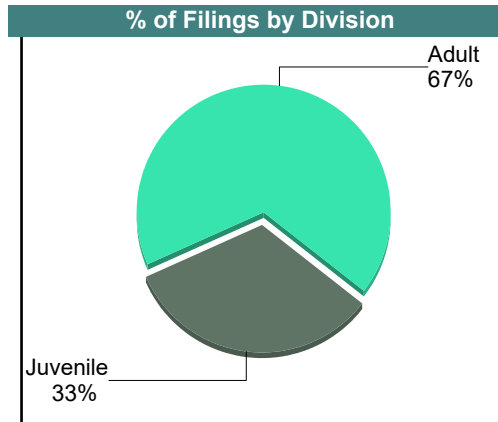
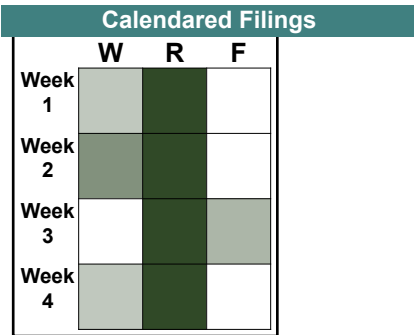


CASELOAD STATISTICS OF THE JUVENILE & DOMESTIC RELATIONS COURTS

April 2018

Nelson
District: 24

		<u>Filings</u>	<u>Hearings</u>	<u>Transactions</u>	<u>Concluded</u>	<u>Cont</u>
Adult						
Non-Family Abuse Prot Order	AP	0	1	1	0	1
Capias	CA	0	2	2	0	2
Felony	CF	5	13	13	6	7
Misdemeanor	CM	14	38	38	17	21
Family Abuse - Prot Order	FP	7	12	12	4	8
Show Cause	SC	4	11	11	4	7
Civil Support	VS	5	6	6	2	4
Adult Total		35	83	83	33	50
Juvenile						
Non-Family Abuse Prot Order	AP	1	2	2	1	1
Custody Visitation	CV	8	11	11	4	7
Felony	DF	1	1	1	0	1
Misdemeanor	DM	4	15	15	1	14
Permanency	PH	1	1	1	1	-
Petition	PT	1	1	1	0	1
Status	ST	0	1	1	1	-
Traffic	T	1	2	3	2	1
Truancy	TR	0	5	5	1	4
Juvenile Total		17	39	40	11	29
Nelson Totals		52	122	123	44	79



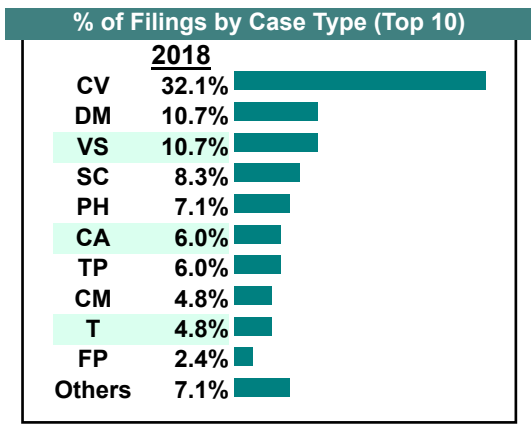
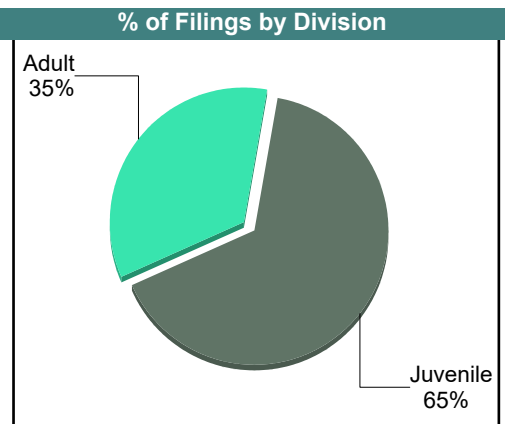
CASELOAD STATISTICS OF THE JUVENILE & DOMESTIC RELATIONS COURTS

March 2018

Nelson
District: 24

		<u>Filings</u>	<u>Hearings</u>	<u>Transactions</u>	<u>Concluded</u>	<u>Cont</u>
<u>Adult</u>						
Non-Family Abuse Prot Order	AP	1	1	1	0	1
Capias	CA	5	16	16	7	9
Felony	CF	0	5	5	2	3
Misdemeanor	CM	4	27	27	9	18
Family Abuse - Prot Order	FP	2	9	9	7	2
Remand Support	RS	1	1	1	1	-
Show Cause	SC	7	33	33	8	25
Civil Support	VS	9	15	15	11	4
Adult Total		29	107	107	45	62
<u>Juvenile</u>						
Abuse or Neglect	AN	0	2	2	2	-
Non-Family Abuse Prot Order	AP	0	1	1	1	-
Child in Need of Services	CS	0	1	1	0	1
Custody Visitation	CV	27	54	54	39	15
Felony	DF	0	1	1	1	-
Misdemeanor	DM	9	20	20	4	16
Entrustment	ET	1	1	1	1	-
Initial Foster Care	IF	1	1	1	1	-
Permanency	PH	6	6	6	6	-
Status	ST	1	1	1	0	1
Traffic	T	4	4	4	0	4
Term Parental Rights	TP	5	5	5	3	2
Truancy	TR	1	7	7	0	7
Juvenile Total		55	104	104	58	46
Nelson Totals		84	211	211	103	108

Calendared Filings				
	M	W	R	F
Week 1				
Week 2				
Week 3				
Week 4				
Week 5				

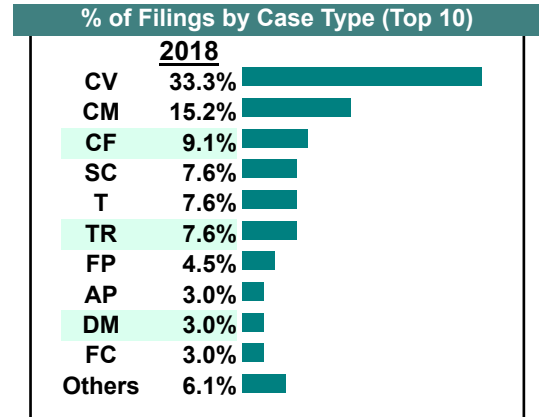
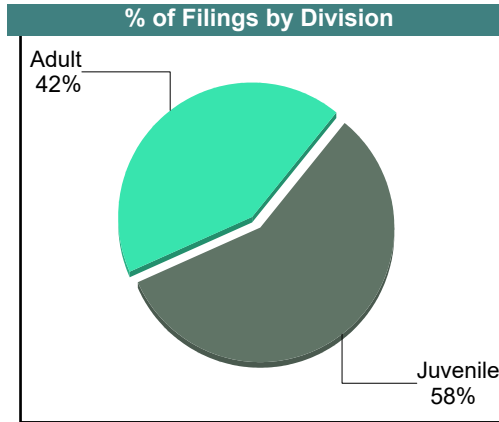
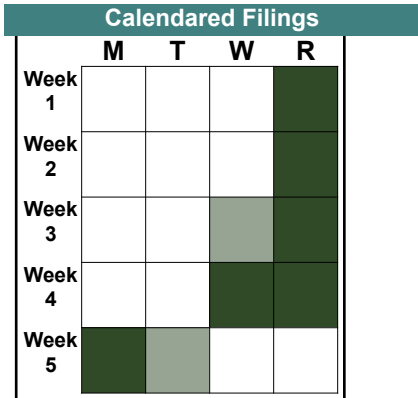


CASELOAD STATISTICS OF THE JUVENILE & DOMESTIC RELATIONS COURTS

February 2018

Nelson
District: 24

		<u>Filings</u>	<u>Hearings</u>	<u>Transactions</u>	<u>Concluded</u>	<u>Cont</u>
Adult						
Non-Family Abuse Prot Order	AP	1	2	2	1	1
Capias	CA	1	8	8	4	4
Felony	CF	6	18	18	3	15
Misdemeanor	CM	10	33	33	4	29
Family Abuse - Prot Order	FP	3	9	9	3	6
Show Cause	SC	5	17	17	5	12
Civil Support	VS	2	6	6	3	3
Adult Total		28	93	93	23	70
Juvenile						
Abuse or Neglect	AN	0	3	3	1	2
Non-Family Abuse Prot Order	AP	1	3	3	0	3
Child in Need of Services	CS	0	4	4	2	2
Custody Visitation	CV	22	35	35	24	11
Felony	DF	0	5	5	0	5
Misdemeanor	DM	2	18	18	4	14
Entrustment	ET	0	1	1	1	-
Foster Care Review	FC	2	2	2	2	-
Permanency	PH	1	2	2	2	-
Petition	PT	0	1	1	0	1
Show Cause	SC	0	1	1	1	-
Traffic	T	5	6	8	6	2
Term Parental Rights	TP	0	2	2	2	-
Truancy	TR	5	19	19	1	18
Juvenile Total		38	102	104	46	58
Nelson Totals		66	195	197	69	128



CASELOAD STATISTICS OF THE JUVENILE & DOMESTIC RELATIONS COURTS

January 2018

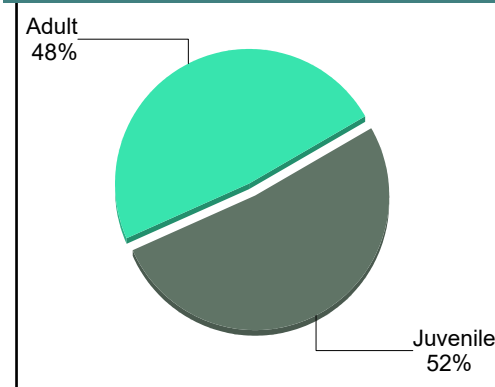
Nelson
District: 24

		<u>Filings</u>	<u>Hearings</u>	<u>Transactions</u>	<u>Concluded</u>	<u>Cont</u>
<u>Adult</u>						
Capias	CA	5	14	14	3	11
Felony	CF	3	7	7	1	6
Misdemeanor	CM	10	22	22	6	16
Family Abuse - Prot Order	FP	4	10	10	3	7
Motion - Prot Order	MP	1	2	2	1	1
Protective Order	PC	1	2	2	1	1
Violation of PO	PV	1	1	1	1	-
Show Cause	SC	9	25	25	5	20
Civil Support	VS	10	13	13	9	4
Adult Total		44	96	96	30	66
<u>Juvenile</u>						
Abuse or Neglect	AN	1	2	2	0	2
Child in Need of Services	CS	0	1	1	0	1
Custody Visitation	CV	21	28	28	16	12
Felony	DF	0	1	1	0	1
Misdemeanor	DM	7	14	14	3	11
Foster Care Review	FC	4	4	4	4	-
Permanency	PH	4	4	4	4	-
Petition	PT	0	1	1	0	1
Traffic	T	2	2	3	3	-
Term Parental Rights	TP	3	3	3	3	-
Truancy	TR	5	12	12	1	11
Juvenile Total		47	72	73	34	39
Nelson Totals		91	168	169	64	105

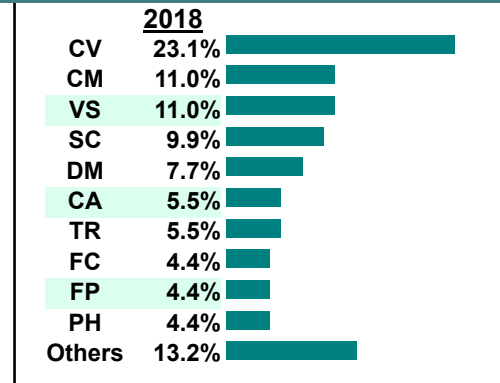
Calendared Filings

	T	W	R
Week 1			
Week 2			
Week 3			
Week 4			

% of Filings by Division



% of Filings by Case Type (Top 10)



Filings by Court & Division

	Amherst	Bedford	Campbell	Lynchburg	Nelson	Total
A						
Adult Misdemeanor	303 15%	506 24%	419 20%	746 36%	104 5%	2,078
Civil Support	276 15%	509 28%	424 23%	553 30%	75 4%	1,837
Show Cause	192 13%	367 26%	290 20%	527 37%	63 4%	1,439
Family Abuse - Prot Order	112 15%	229 30%	157 20%	219 29%	49 6%	766
Adult Felony	69 10%	152 23%	113 17%	296 44%	42 6%	672
Capias	44 9%	102 21%	111 23%	193 40%	27 6%	477
Motion - Prot Order	23 15%	70 45%	5 3%	52 33%	6 4%	156
Remand Support	14 15%	66 69%	- 0%	9 9%	6 6%	95
Non-Family Abuse Prot Order	28 49%	10 18%	1 2%	15 26%	3 5%	57
Violation of PO	14 41%	18 53%	- 0%	1 3%	1 3%	34
SL/Other	4 21%	4 21%	1 5%	9 47%	1 5%	19
Other	1 14%	5 71%	- 0%	1 14%	- 0%	7
Bond Forfeiture	- 0%	- 0%	- 0%	3 100%	- 0%	3
Violation Fam Abuse PO	- 0%	3 100%	- 0%	- 0%	- 0%	3
Protective Order	- 0%	- 0%	- 0%	- 0%	1 100%	1
Total	1,080	2,041	1,521	2,624	378	7,644
	14%	27%	20%	34%	5%	
J						
Custody Visitation	822 14%	1,930 34%	1,226 21%	1,480 26%	250 4%	5,708
Delinquency	116 10%	348 29%	110 9%	546 46%	67 6%	1,187
Abuse or Neglect	60 14%	154 36%	48 11%	146 34%	24 6%	432
Traffic	89 21%	138 32%	80 19%	79 19%	40 9%	426
Status Offense/Other	54 19%	159 56%	50 18%	18 6%	2 1%	283
Foster Care Review	37 13%	81 29%	47 17%	99 36%	14 5%	278
Truancy	3 1%	99 41%	11 5%	108 45%	20 8%	241
Permanency	14 6%	56 25%	18 8%	112 49%	27 12%	227

	Amherst	Bedford	Campbell	Lynchburg	Nelson	Total
J Term Parental Rights	6 3%	14 7%	17 8%	165 77%	12 6%	214
Child in Need of Services	9 5%	140 82%	4 2%	14 8%	4 2%	171
Remand Custody	31 20%	102 65%	- 0%	20 13%	4 3%	157
Remand Visitation	29 18%	107 68%	- 0%	17 11%	4 3%	157
Initial Foster Care	9 6%	40 27%	26 18%	63 43%	8 5%	146
Paternity	25 19%	33 25%	18 14%	54 41%	2 2%	132
Entrustment	3 4%	1 1%	4 5%	69 88%	1 1%	78
Motion - Prot Order	- 0%	24 49%	19 39%	5 10%	1 2%	49
Non-Family Abuse Prot Order	3 6%	6 13%	1 2%	36 75%	2 4%	48
Voluntary Continuing	1 3%	18 51%	4 11%	9 26%	3 9%	35
Child at Risk	2 10%	- 0%	6 30%	12 60%	- 0%	20
Family Abuse - Prot Order	14 88%	1 6%	1 6%	- 0%	- 0%	16
Custody Relief	- 0%	6 67%	3 33%	- 0%	- 0%	9
Show Cause	- 0%	5 63%	- 0%	- 0%	3 38%	8
Capias	- 0%	5 83%	- 0%	1 17%	- 0%	6
Emancipation	- 0%	- 0%	- 0%	- 0%	1 100%	1
Restoration of Parental Rights	- 0%	1 100%	- 0%	- 0%	- 0%	1
Violation of PO	- 0%	- 0%	- 0%	- 0%	- 0%	0
Total	1,327	3,468	1,693	3,053	489	10,030
	13%	35%	17%	30%	5%	
Total	2,407	5,509	3,214	5,677	867	17,674
	14%	31%	18%	32%	5%	

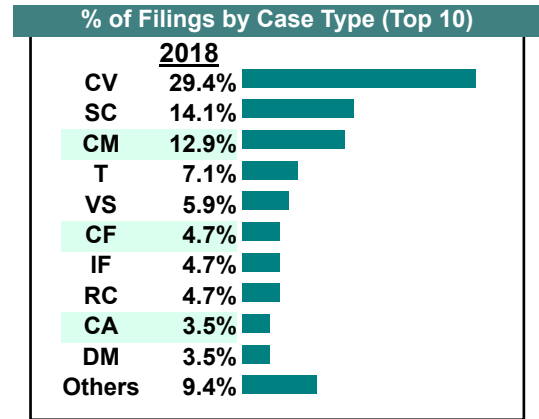
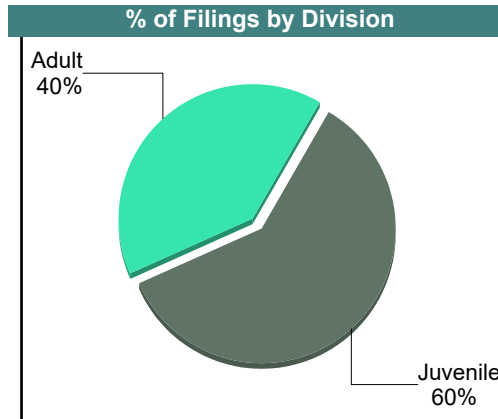
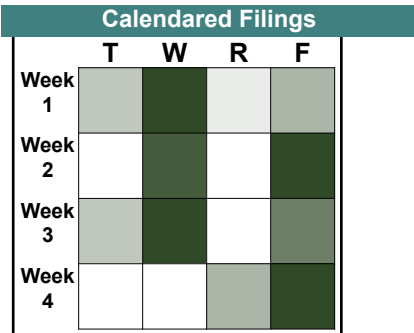
CASELOAD STATISTICS OF THE JUVENILE & DOMESTIC RELATIONS COURTS

December 2018

Allegheny

District: 25

		<u>Filings</u>	<u>Hearings</u>	<u>Transactions</u>	<u>Concluded</u>	<u>Cont</u>
<u>Adult</u>						
Capias	CA	3	4	4	3	1
Felony	CF	4	13	13	5	8
Misdemeanor	CM	11	45	45	22	23
Family Abuse - Prot Order	FP	1	3	3	2	1
Motion - Prot Order	MP	0	1	1	1	-
Remand Support	RS	2	2	2	2	-
Show Cause	SC	8	19	19	8	11
Civil Support	VS	5	12	12	8	4
Adult Total		34	99	99	51	48
<u>Juvenile</u>						
Abuse or Neglect	AN	0	2	2	2	-
Custody Relief	CR	1	1	1	0	1
Custody Visitation	CV	25	69	69	48	21
Felony	DF	0	31	31	8	23
Misdemeanor	DM	3	27	27	13	14
Emancipation	EP	2	2	2	2	-
Initial Foster Care	IF	4	4	4	4	-
Petition	PT	2	3	3	1	2
Remand Custody	RC	4	4	4	4	-
Show Cause	SC	4	13	13	2	11
Status	ST	0	1	1	1	-
Traffic	T	6	6	7	3	4
Juvenile Total		51	163	164	88	76
Allegheny Totals		85	262	263	139	124



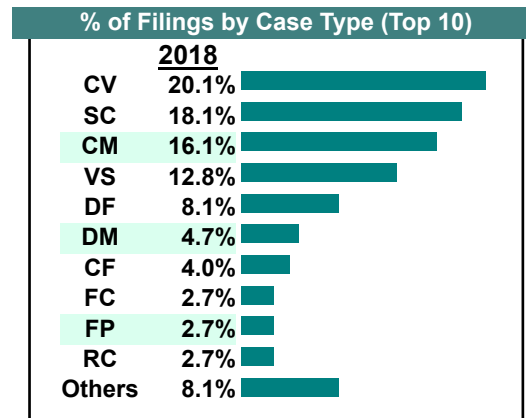
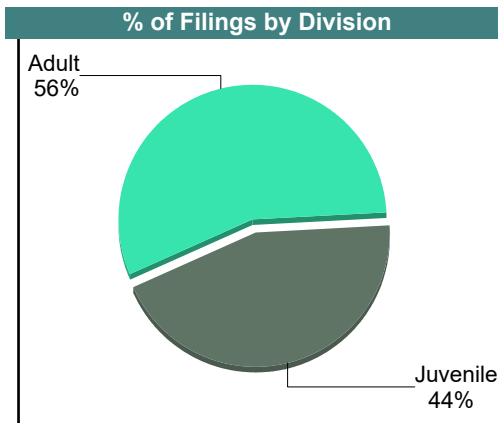

CASELOAD STATISTICS OF THE JUVENILE & DOMESTIC RELATIONS COURTS

November 2018

Allegheny

District: 25

		<u>Filings</u>	<u>Hearings</u>	<u>Transactions</u>	<u>Concluded</u>	<u>Cont</u>
<u>Adult</u>						
Capias	CA	3	4	4	1	3
Felony	CF	6	13	13	6	7
Misdemeanor	CM	24	52	52	20	32
Family Abuse - Prot Order	FP	4	5	5	3	2
Remand Support	RS	2	2	2	2	-
Show Cause	SC	25	52	52	14	38
Civil Support	VS	19	26	26	23	3
Adult Total		83	154	154	69	85
<u>Juvenile</u>						
Abuse or Neglect	AN	1	4	4	2	2
Non-Family Abuse Prot Order	AP	2	3	3	2	1
Custody Visitation	CV	30	40	40	26	14
Felony	DF	12	26	26	4	22
Misdemeanor	DM	7	28	28	6	22
Foster Care Review	FC	4	4	4	4	-
Initial Foster Care	IF	1	1	1	1	-
Remand Custody	RC	4	4	4	4	-
Show Cause	SC	2	10	10	4	6
Status	ST	3	20	20	5	15
Traffic	T	0	3	3	1	2
Truancy	TR	0	1	1	1	-
Juvenile Total		66	144	144	60	84
Allegheny Totals		149	298	298	129	169



CASELOAD STATISTICS OF THE JUVENILE & DOMESTIC RELATIONS COURTS

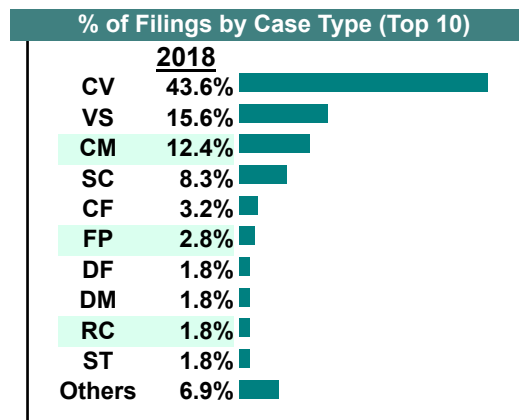
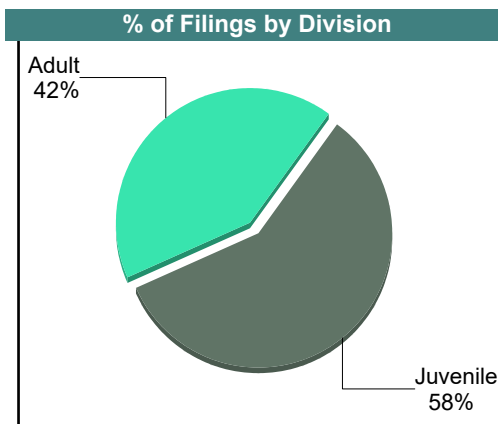
October 2018

Allegheny

District: 25

		<u>Filings</u>	<u>Hearings</u>	<u>Transactions</u>	<u>Concluded</u>	<u>Cont</u>
Adult						
Non-Family Abuse Prot Order	AP	0	1	1	1	-
Capias	CA	1	3	3	2	1
Felony	CF	7	15	15	4	11
Misdemeanor	CM	27	67	67	16	51
Family Abuse - Prot Order	FP	6	11	11	8	3
Motion - Prot Order	MP	1	2	2	0	2
Show Cause	SC	14	34	34	9	25
SL/Other	SL	1	1	1	1	-
Civil Support	VS	34	40	40	31	9
Adult Total		91	174	174	72	102
Juvenile						
Abuse or Neglect	AN	3	6	6	0	6
Capias	CA	0	1	1	1	-
Custody Visitation	CV	95	124	124	77	47
Felony	DF	4	11	11	0	11
Misdemeanor	DM	4	19	19	7	12
Emancipation	EP	1	1	1	1	-
Foster Care Review	FC	3	3	3	3	-
Permanency	PH	2	2	2	2	-
Remand Custody	RC	4	4	4	4	-
Show Cause	SC	4	5	5	0	5
Status	ST	4	15	15	5	10
Traffic	T	1	6	7	4	3
Term Parental Rights	TP	2	2	2	2	-
Juvenile Total		127	199	200	106	94
Allegheny Totals		218	373	374	178	196

Calendared Filings					
	M	T	W	R	F
Week 1					
Week 2					
Week 3					
Week 4					
Week 5					



CASELOAD STATISTICS OF THE JUVENILE & DOMESTIC RELATIONS COURTS

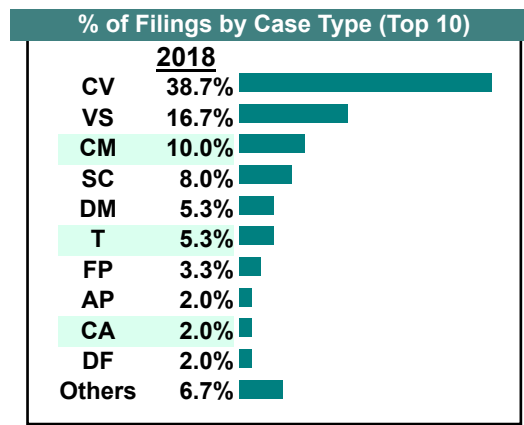
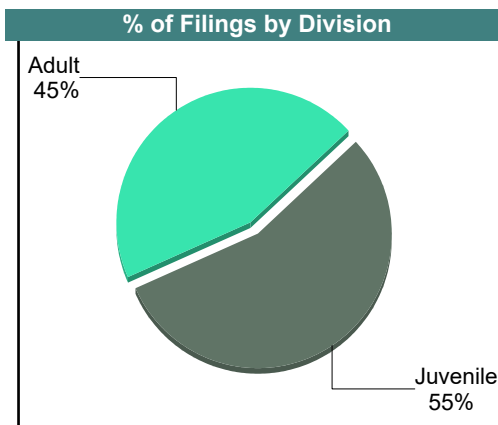
September 2018

Allegheny

District: 25

		<u>Filings</u>	<u>Hearings</u>	<u>Transactions</u>	<u>Concluded</u>	<u>Cont</u>
Adult						
Non-Family Abuse Prot Order	AP	3	4	4	2	2
Capias	CA	3	4	4	2	2
Felony	CF	2	13	13	9	4
Misdemeanor	CM	15	52	52	17	34
Family Abuse - Prot Order	FP	5	8	8	6	2
Remand Support	RS	1	1	1	1	-
Show Cause	SC	12	32	32	16	16
SL/Other	SL	1	1	1	1	-
Civil Support	VS	25	34	34	22	12
Adult Total		67	149	149	76	72
Juvenile						
Custody Relief	CR	2	2	2	2	-
Custody Visitation	CV	58	87	87	54	33
Felony	DF	3	22	22	0	22
Misdemeanor	DM	8	28	28	8	20
Petition	PT	1	4	4	3	1
Remand Custody	RC	2	2	2	2	-
Show Cause	SC	0	2	2	1	1
Status	ST	1	11	11	3	8
Traffic	T	8	11	11	4	7
Term Parental Rights	TP	0	2	2	2	-
Juvenile Total		83	171	171	79	92
Allegheny Totals		150	320	320	155	164

Calendared Filings					
	M	T	W	R	F
Week 1					
Week 2					
Week 3					
Week 4					



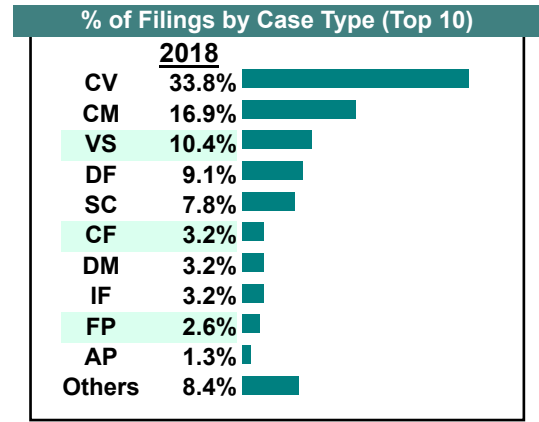
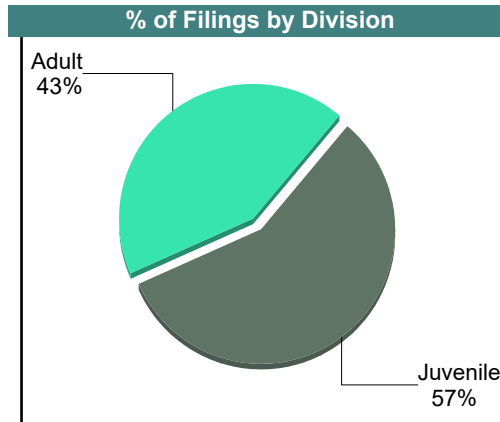

CASELOAD STATISTICS OF THE JUVENILE & DOMESTIC RELATIONS COURTS

August 2018

Allegheny

District: 25

		<u>Filings</u>	<u>Hearings</u>	<u>Transactions</u>	<u>Concluded</u>	<u>Cont</u>
Adult						
Non-Family Abuse Prot Order	AP	2	2	2	2	-
Capias	CA	1	2	2	1	1
Felony	CF	5	16	16	7	9
Misdemeanor	CM	26	55	55	11	44
Family Abuse - Prot Order	FP	4	7	7	3	4
Show Cause	SC	11	25	25	11	14
SL/Other	SL	1	2	2	1	1
Civil Support	VS	16	26	26	18	8
Adult Total		66	135	135	54	81
Juvenile						
Abuse or Neglect	AN	0	3	3	3	-
Custody Relief	CR	0	2	2	2	-
Child in Need of Services	CS	2	4	4	2	2
Custody Visitation	CV	52	79	79	55	24
Felony	DF	14	23	23	5	18
Misdemeanor	DM	5	25	25	8	17
Entrustment	ET	2	2	2	2	-
Initial Foster Care	IF	5	5	5	5	-
Permanency	PH	2	2	2	2	-
Show Cause	SC	1	10	10	3	7
Status	ST	1	8	8	2	6
Traffic	T	2	3	3	3	-
Term Parental Rights	TP	2	2	2	0	2
Truancy	TR	0	2	2	1	1
Juvenile Total		88	170	170	93	77
Allegheny Totals		154	305	305	147	158



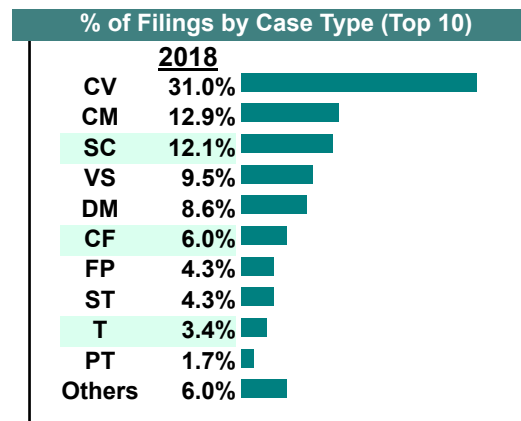
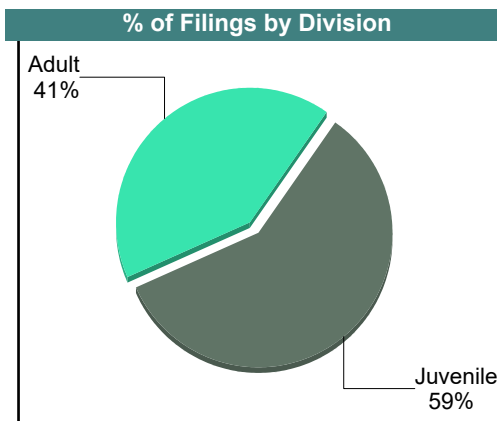
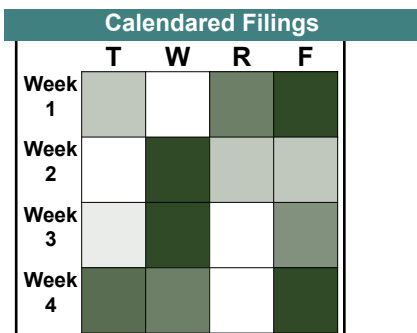
CASELOAD STATISTICS OF THE JUVENILE & DOMESTIC RELATIONS COURTS

July 2018

Allegheny

District: 25

		<u>Filings</u>	<u>Hearings</u>	<u>Transactions</u>	<u>Concluded</u>	<u>Cont</u>
<u>Adult</u>						
Capias	CA	0	2	2	1	1
Felony	CF	7	31	31	7	24
Misdemeanor	CM	15	58	58	23	35
Family Abuse - Prot Order	FP	5	7	7	3	4
Motion - Prot Order	MP	1	1	1	1	-
Show Cause	SC	9	26	26	9	17
Civil Support	VS	11	18	18	12	6
Adult Total		48	143	143	56	87
<u>Juvenile</u>						
Abuse or Neglect	AN	0	12	12	6	6
Custody Relief	CR	1	1	1	1	-
Custody Visitation	CV	36	61	61	41	20
Felony	DF	1	1	1	0	1
Misdemeanor	DM	10	21	21	3	18
Initial Foster Care	IF	1	1	1	1	-
Motion - Prot Order	MP	0	1	1	1	-
Permanency	PH	1	1	1	1	-
Petition	PT	2	3	3	0	3
Show Cause	SC	5	9	9	1	8
Status	ST	5	17	17	3	14
Traffic	T	4	5	5	3	2
Truancy	TR	2	2	2	0	2
Juvenile Total		68	135	135	61	74
Allegheny Totals		116	278	278	117	161



CASELOAD STATISTICS OF THE JUVENILE & DOMESTIC RELATIONS COURTS

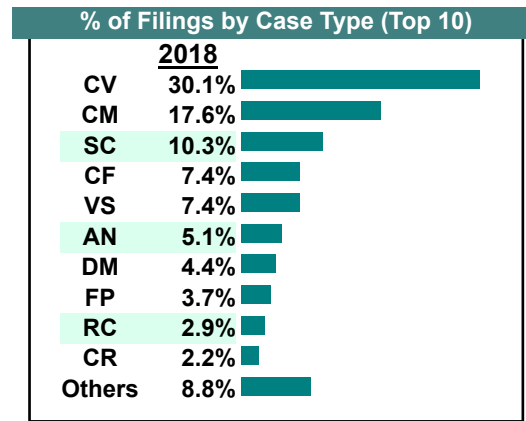
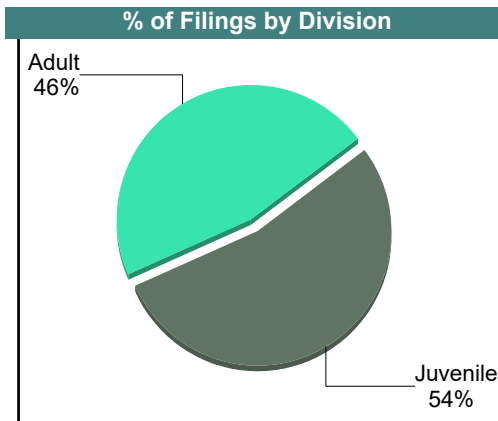
June 2018

Allegheny

District: 25

		<u>Filings</u>	<u>Hearings</u>	<u>Transactions</u>	<u>Concluded</u>	<u>Cont</u>
Adult						
Capias	CA	1	3	3	2	1
Felony	CF	10	20	20	5	15
Misdemeanor	CM	24	49	49	15	34
Family Abuse - Prot Order	FP	5	11	11	6	5
Remand Support	RS	3	3	3	3	-
Show Cause	SC	10	32	32	17	15
Civil Support	VS	10	24	24	17	7
Adult Total		63	142	142	65	77
Juvenile						
Abuse or Neglect	AN	7	19	19	7	12
Custody Relief	CR	3	4	4	2	2
Custody Visitation	CV	41	72	72	49	23
Felony	DF	1	5	5	1	4
Misdemeanor	DM	6	26	26	10	16
Initial Foster Care	IF	3	3	3	3	-
Permanency	PH	1	1	1	1	-
Remand Custody	RC	4	4	4	4	-
Show Cause	SC	4	8	8	3	5
Status	ST	2	12	12	2	10
Traffic	T	1	2	3	1	2
Juvenile Total		73	156	157	83	74
Allegheny Totals		136	298	299	148	151

Calendared Filings					
	M	T	W	R	F
Week 1					
Week 2					
Week 3					
Week 4					




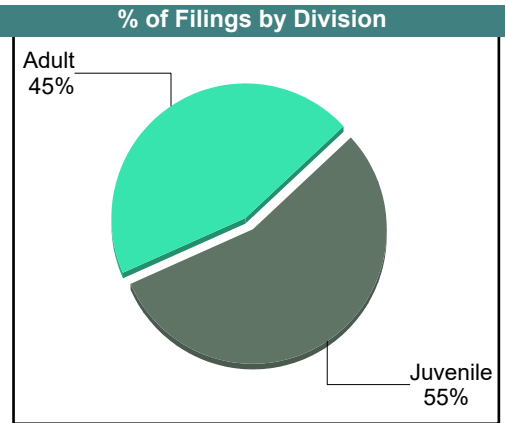

CASELOAD STATISTICS OF THE JUVENILE & DOMESTIC RELATIONS COURTS

May 2018

Allegheny

District: 25

		<u>Filings</u>	<u>Hearings</u>	<u>Transactions</u>	<u>Concluded</u>	<u>Cont</u>
Adult						
Capias	CA	1	3	3	2	1
Felony	CF	6	12	12	3	9
Misdemeanor	CM	15	27	27	6	21
Family Abuse - Prot Order	FP	4	8	8	5	3
Other	OT	1	1	1	1	-
Remand Support	RS	1	1	1	1	-
Show Cause	SC	14	44	44	20	24
Civil Support	VS	16	30	30	15	15
Adult Total		58	126	126	53	73
Juvenile						
Abuse or Neglect	AN	7	16	16	1	15
Non-Family Abuse Prot Order	AP	0	1	1	1	-
Custody Relief	CR	3	3	3	2	1
Child in Need of Services	CS	3	5	5	3	2
Custody Visitation	CV	41	82	82	45	37
Felony	DF	1	6	6	0	6
Misdemeanor	DM	7	14	14	2	12
Permanency	PH	1	1	1	1	-
Petition	PT	1	2	2	1	1
Remand Custody	RC	2	2	2	2	-
Remand Visitation	RV	2	2	2	2	-
Show Cause	SC	0	1	1	0	1
Status	ST	3	13	13	1	12
Traffic	T	0	1	1	0	1
Voluntary Continuing Services Agreement	VA	1	1	1	1	-
Juvenile Total		72	150	150	62	88
Allegheny Totals		130	276	276	115	161



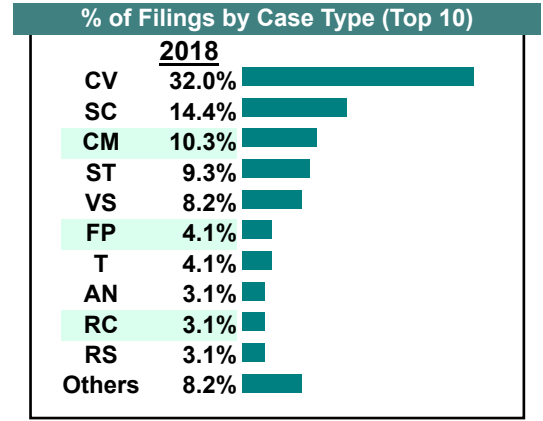
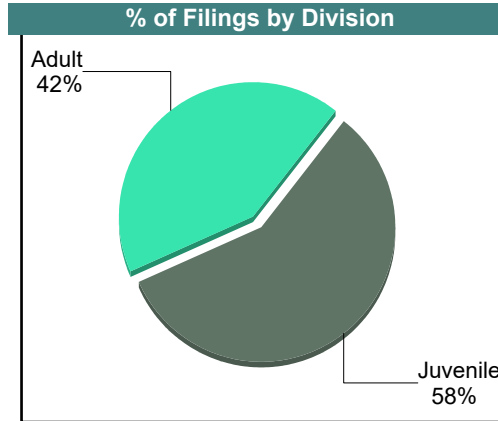
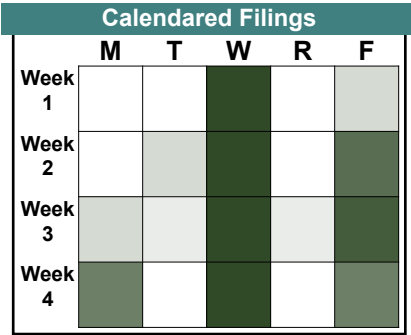
CASELOAD STATISTICS OF THE JUVENILE & DOMESTIC RELATIONS COURTS

April 2018

Allegheny

District: 25

		<u>Filings</u>	<u>Hearings</u>	<u>Transactions</u>	<u>Concluded</u>	<u>Cont</u>
<u>Adult</u>						
Capias	CA	2	2	2	0	2
Felony	CF	1	9	9	3	6
Misdemeanor	CM	10	52	52	13	39
Family Abuse - Prot Order	FP	4	5	5	3	2
Motion - Prot Order	MP	1	1	1	1	-
Remand Support	RS	3	3	3	3	-
Show Cause	SC	12	26	26	5	21
Civil Support	VS	8	12	12	10	2
Adult Total		41	110	110	38	72
<u>Juvenile</u>						
Abuse or Neglect	AN	3	8	8	2	6
Non-Family Abuse Prot Order	AP	1	1	1	0	1
Custody Visitation	CV	31	56	56	39	17
Felony	DF	1	10	10	0	10
Misdemeanor	DM	1	17	17	7	10
Motion - Prot Order	MP	1	1	1	0	1
Petition	PT	0	1	1	0	1
Remand Custody	RC	3	3	3	3	-
Show Cause	SC	2	5	5	4	1
Status	ST	9	19	19	3	16
Traffic	T	4	8	9	4	5
Juvenile Total		56	129	130	62	68
Allegheny Totals		97	239	240	100	140



CASELOAD STATISTICS OF THE JUVENILE & DOMESTIC RELATIONS COURTS

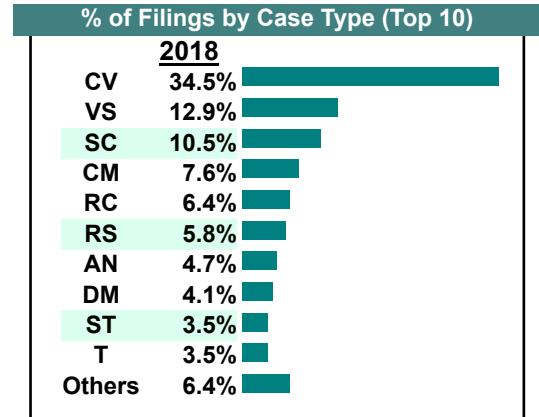
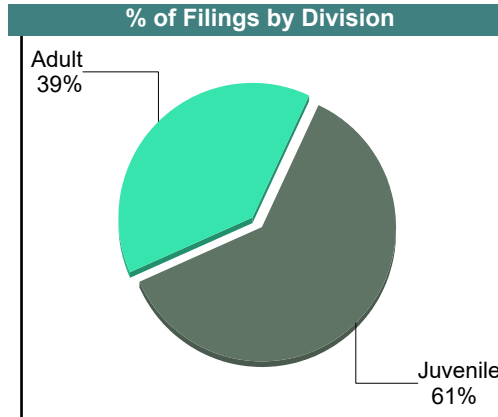
March 2018

Allegheny

District: 25

		<u>Filings</u>	<u>Hearings</u>	<u>Transactions</u>	<u>Concluded</u>	<u>Cont</u>
<u>Adult</u>						
Capias	CA	1	2	2	0	2
Felony	CF	2	3	3	0	3
Misdemeanor	CM	13	47	47	19	28
Family Abuse - Prot Order	FP	3	4	4	3	1
Remand Support	RS	10	10	10	10	-
Show Cause	SC	14	38	38	12	26
SL/Other	SL	1	1	1	1	-
Civil Support	VS	22	28	28	16	12
Adult Total		66	133	133	61	72
<u>Juvenile</u>						
Abuse or Neglect	AN	8	34	34	14	20
Child in Need of Services	CS	1	4	4	3	1
Custody Visitation	CV	59	87	87	35	52
Felony	DF	0	5	5	1	4
Misdemeanor	DM	7	31	31	14	17
Emancipation	EP	1	1	1	1	-
Foster Care Review	FC	1	1	1	1	-
Permanency	PH	1	1	1	1	-
Remand Custody	RC	11	11	11	11	-
Show Cause	SC	4	7	7	2	5
Status	ST	6	16	16	1	15
Traffic	T	6	6	9	8	1
Truancy	TR	0	1	1	1	-
Juvenile Total		105	205	208	93	115
Allegheny Totals		171	338	341	154	187

Calendared Filings					
	M	T	W	R	F
Week 1				■	■
Week 2		■	■	■	■
Week 3		■	■	■	■
Week 4	■		■	■	■
Week 5			■	■	■



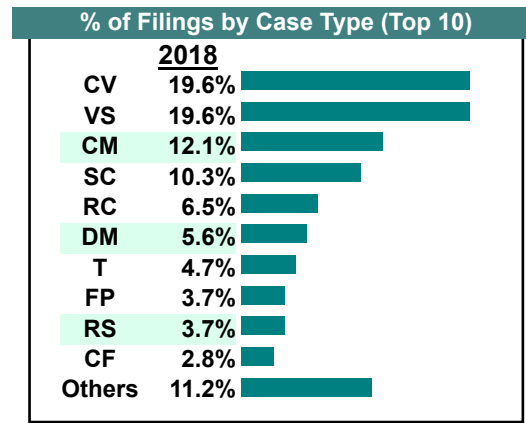
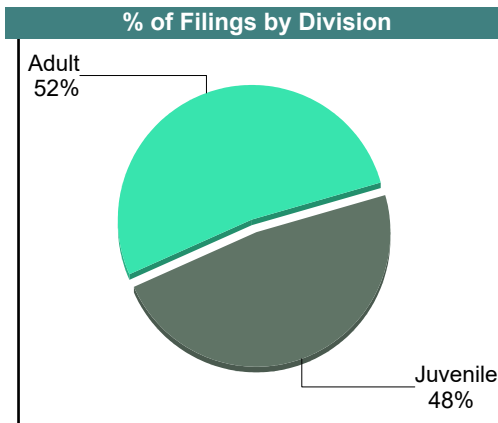

CASELOAD STATISTICS OF THE JUVENILE & DOMESTIC RELATIONS COURTS

February 2018

Allegheny

District: 25

		<u>Filings</u>	<u>Hearings</u>	<u>Transactions</u>	<u>Concluded</u>	<u>Cont</u>
<u>Adult</u>						
Capias	CA	1	1	1	1	-
Felony	CF	3	11	11	4	7
Misdemeanor	CM	13	27	27	10	17
Family Abuse - Prot Order	FP	4	7	7	4	3
Remand Support	RS	4	4	4	4	-
Show Cause	SC	10	32	32	12	20
Civil Support	VS	21	33	33	19	14
Adult Total		56	115	115	54	61
<u>Juvenile</u>						
Abuse or Neglect	AN	0	12	12	0	12
Child in Need of Services	CS	2	2	2	0	2
Custody Visitation	CV	21	39	39	23	16
Felony	DF	2	4	4	0	4
Misdemeanor	DM	6	16	16	7	9
Foster Care Review	FC	1	1	1	1	-
Permanency	PH	1	1	1	1	-
Petition	PT	2	2	2	2	-
Remand Custody	RC	7	7	7	7	-
Show Cause	SC	1	1	1	0	1
Status	ST	3	4	4	0	4
Traffic	T	5	6	7	3	4
Juvenile Total		51	95	96	44	52
Allegheny Totals		107	210	211	98	113



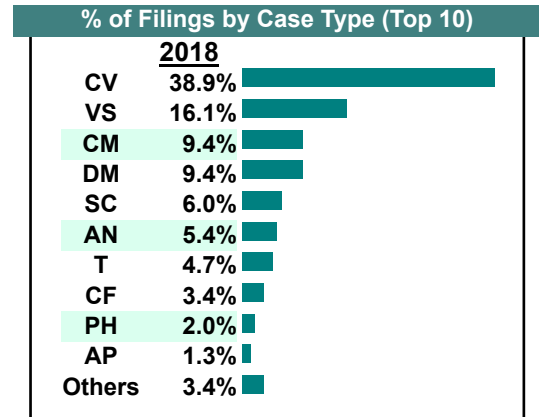
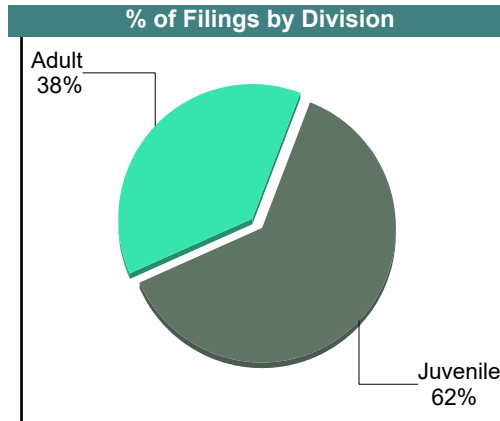

CASELOAD STATISTICS OF THE JUVENILE & DOMESTIC RELATIONS COURTS

January 2018

Allegheny

District: 25

		<u>Filings</u>	<u>Hearings</u>	<u>Transactions</u>	<u>Concluded</u>	<u>Cont</u>
<u>Adult</u>						
Capias	CA	1	2	2	2	-
Felony	CF	5	24	24	14	10
Misdemeanor	CM	14	54	54	22	32
Family Abuse - Prot Order	FP	2	4	4	3	1
Show Cause	SC	9	42	42	18	24
SL/Other	SL	1	1	1	1	-
Civil Support	VS	24	32	32	25	7
Adult Total		56	159	159	85	74
<u>Juvenile</u>						
Abuse or Neglect	AN	8	12	12	0	12
Non-Family Abuse Prot Order	AP	2	4	4	2	2
Child in Need of Services	CS	0	1	1	1	-
Custody Visitation	CV	58	82	82	45	37
Felony	DF	0	2	2	0	2
Misdemeanor	DM	14	21	21	8	13
Permanency	PH	3	3	3	3	-
Petition	PT	1	5	5	4	1
Show Cause	SC	0	1	1	1	-
Status	ST	0	8	8	4	4
Traffic	T	7	9	9	8	1
Juvenile Total		93	148	148	76	72
Allegheny Totals		149	307	307	161	146



CASELOAD STATISTICS OF THE JUVENILE & DOMESTIC RELATIONS COURTS

December 2018

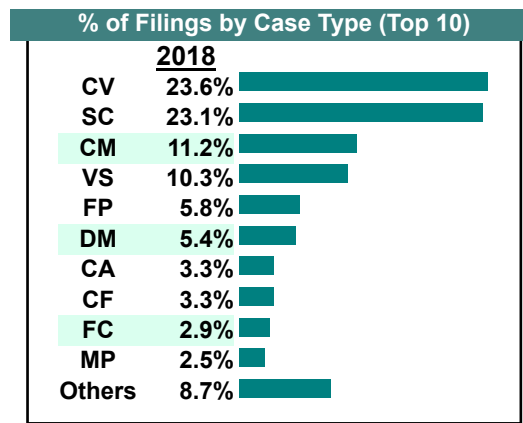
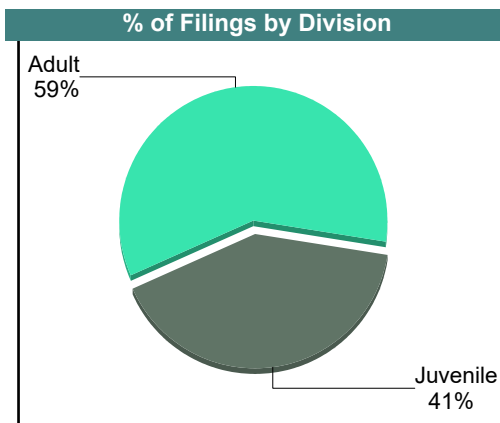
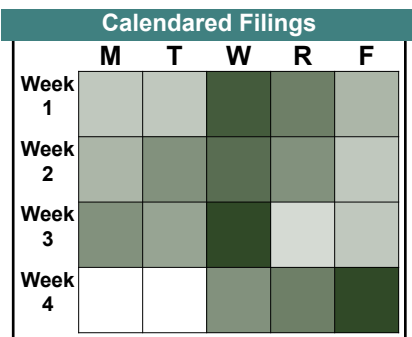
Augusta

District: 25

		<u>Filings</u>	<u>Hearings</u>	<u>Transactions</u>	<u>Concluded</u>	<u>Cont</u>
<u>Adult</u>						
Non-Family Abuse Prot Order	AP	1	1	1	0	1
Bond Forfeiture	BF	0	1	1	0	1
Capias	CA	8	32	32	10	22
Felony	CF	8	19	19	2	17
Misdemeanor	CM	27	86	86	34	51
Family Abuse - Prot Order	FP	13	38	38	19	19
Motion - Prot Order	MP	5	5	5	5	-
Show Cause	SC	55	126	126	40	86
SL/Other	SL	1	2	2	1	1
Civil Support	VS	25	64	64	29	33
Adult Total		143	374	374	140	231

<u>Juvenile</u>						
Abuse or Neglect	AN	2	27	27	9	18
Child in Need of Services	CS	0	2	2	0	2
Custody Visitation	CV	57	145	145	76	69
Felony	DF	1	25	25	1	24
Misdemeanor	DM	13	52	52	18	34
Foster Care Review	FC	7	7	7	7	-
Family Abuse - Prot Order	FP	1	2	2	1	1
Motion - Prot Order	MP	1	1	1	1	-
Permanency	PH	4	4	4	4	-
Show Cause	SC	1	7	7	1	6
Status	ST	4	5	5	3	2
Traffic	T	5	20	20	14	6
Term Parental Rights	TP	2	2	2	2	-
Truancy	TR	1	9	9	1	8
Juvenile Total		99	308	308	138	170

Augusta Totals		242	682	682	278	401
-----------------------	--	------------	------------	------------	------------	------------



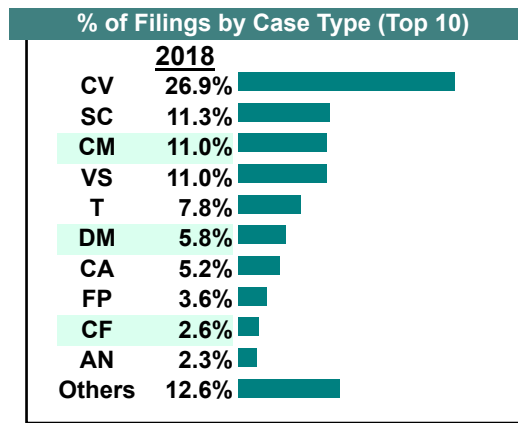
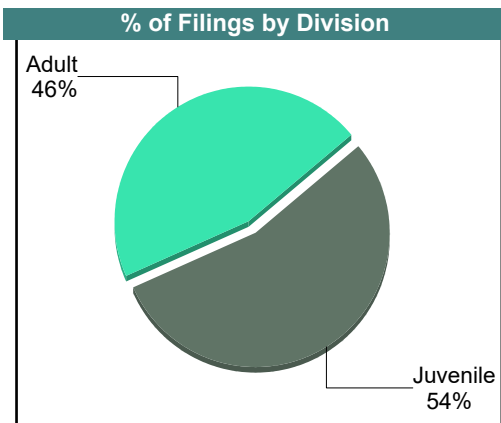

CASELOAD STATISTICS OF THE JUVENILE & DOMESTIC RELATIONS COURTS

November 2018

Augusta

District: 25

		<u>Filings</u>	<u>Hearings</u>	<u>Transactions</u>	<u>Concluded</u>	<u>Cont</u>
<u>Adult</u>						
Non-Family Abuse Prot Order	AP	0	1	1	1	-
Bond Forfeiture	BF	0	1	1	1	-
Capias	CA	16	26	26	9	17
Felony	CF	8	33	33	11	22
Misdemeanor	CM	34	113	113	31	82
Family Abuse - Prot Order	FP	11	35	35	11	24
Motion - Prot Order	MP	1	1	1	1	-
Other	OT	1	1	1	1	-
Remand Support	RS	2	2	2	2	-
Show Cause	SC	34	87	87	28	59
Civil Support	VS	34	55	55	31	24
Adult Total		141	355	355	127	228
<u>Juvenile</u>						
Abuse or Neglect	AN	7	37	37	6	31
Child in Need of Services	CS	6	8	8	4	4
Custody Visitation	CV	83	177	177	131	46
Felony	DF	1	15	15	2	13
Misdemeanor	DM	18	56	56	13	42
Foster Care Review	FC	7	7	7	7	-
Initial Foster Care	IF	3	3	3	3	-
Permanency	PH	4	4	4	4	-
Remand Custody	RC	3	3	3	3	-
Remand Visitation	RV	3	3	3	3	-
Show Cause	SC	1	6	6	1	5
Status	ST	5	8	8	0	8
Traffic	T	24	41	41	22	17
Truancy	TR	3	6	6	0	6
Juvenile Total		168	374	374	199	172
Augusta Totals		309	729	729	326	400



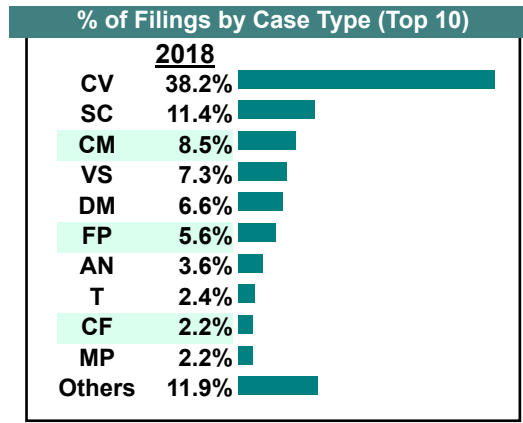
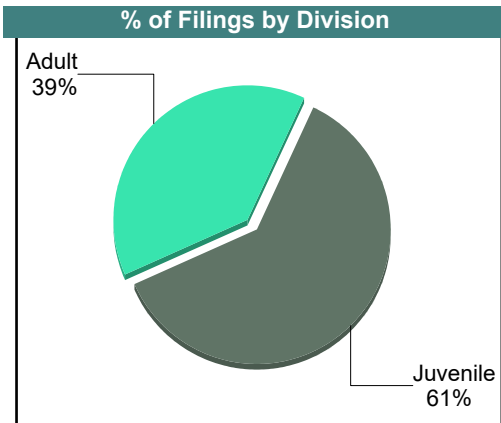

CASELOAD STATISTICS OF THE JUVENILE & DOMESTIC RELATIONS COURTS

October 2018

Augusta

District: 25

		<u>Filings</u>	<u>Hearings</u>	<u>Transactions</u>	<u>Concluded</u>	<u>Cont</u>
Adult						
Non-Family Abuse Prot Order	AP	2	6	6	4	2
Capias	CA	8	41	41	11	30
Felony	CF	9	33	33	12	21
Misdemeanor	CM	35	125	125	33	92
Family Abuse - Prot Order	FP	23	49	49	20	28
Motion - Prot Order	MP	3	5	5	5	-
Other	OT	1	1	1	1	-
Violation of PO	PV	0	1	1	1	-
Remand Support	RS	2	2	2	2	-
Show Cause	SC	46	114	114	59	54
Civil Support	VS	30	58	58	35	22
Adult Total		159	435	435	183	249
Juvenile						
Abuse or Neglect	AN	15	70	70	17	53
Non-Family Abuse Prot Order	AP	1	2	2	1	1
Child in Need of Services	CS	2	5	5	2	3
Custody Visitation	CV	157	267	267	169	98
Felony	DF	4	23	23	0	23
Misdemeanor	DM	27	56	56	10	46
Foster Care Review	FC	7	7	7	7	-
Initial Foster Care	IF	4	4	4	4	-
Motion - Prot Order	MP	6	8	8	8	-
Permanency	PH	3	3	3	3	-
Petition	PT	3	3	3	3	-
Remand Custody	RC	3	3	3	3	-
Remand Visitation	RV	3	3	3	3	-
Show Cause	SC	1	4	4	0	4
Status	ST	0	3	3	1	2
Traffic	T	10	30	30	19	10
Truancy	TR	5	8	8	1	7
Voluntary Continuing Services Agreement	VA	1	1	1	1	-
Juvenile Total		252	500	500	252	247
Augusta Totals		411	935	935	435	496



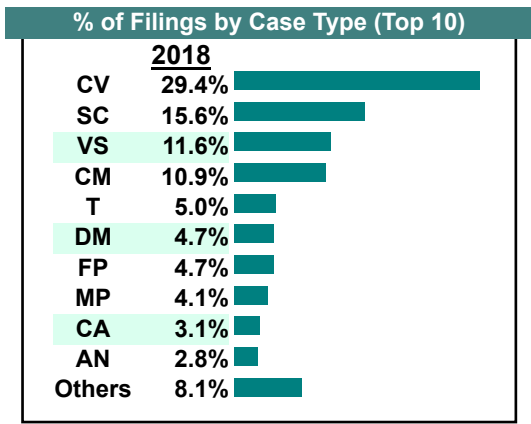
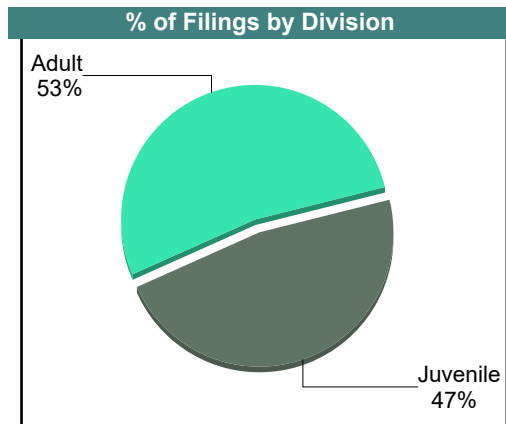
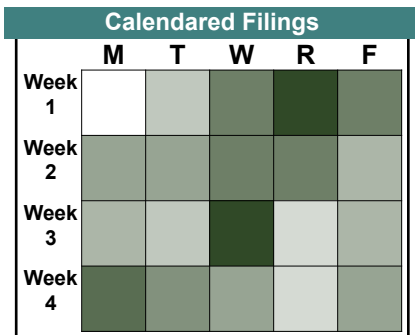
CASELOAD STATISTICS OF THE JUVENILE & DOMESTIC RELATIONS COURTS

September 2018

Augusta

District: 25

		<u>Filings</u>	<u>Hearings</u>	<u>Transactions</u>	<u>Concluded</u>	<u>Cont</u>
Adult						
Non-Family Abuse Prot Order	AP	0	1	1	0	1
Bond Forfeiture	BF	0	1	1	1	-
Capias	CA	10	25	25	12	13
Felony	CF	9	33	33	7	26
Misdemeanor	CM	35	100	100	26	74
Crim Support	CS	1	1	1	1	-
Family Abuse - Prot Order	FP	15	38	38	18	20
Motion - Prot Order	MP	8	10	10	8	2
Other	OT	2	2	2	2	-
Remand Support	RS	4	4	4	4	-
Show Cause	SC	48	122	122	56	66
Civil Support	VS	37	54	54	27	27
Adult Total		169	391	391	162	229
Juvenile						
Abuse or Neglect	AN	9	27	27	4	23
Child in Need of Services	CS	0	3	3	1	2
Custody Visitation	CV	94	170	170	93	77
Felony	DF	0	16	16	0	16
Misdemeanor	DM	15	50	50	20	30
Foster Care Review	FC	4	4	4	4	-
Motion - Prot Order	MP	5	9	9	7	2
Permanency	PH	1	1	1	1	-
Petition	PT	0	1	1	1	-
Remand Custody	RC	2	2	2	2	-
Child at Risk	RI	0	2	2	2	-
Remand Visitation	RV	2	2	2	2	-
Show Cause	SC	2	15	15	5	10
Status	ST	1	3	3	0	3
Traffic	T	16	33	33	16	17
Truancy	TR	0	10	10	5	5
Juvenile Total		151	348	348	163	185
Augusta Totals		320	739	739	325	414



CASELOAD STATISTICS OF THE JUVENILE & DOMESTIC RELATIONS COURTS

Augusta

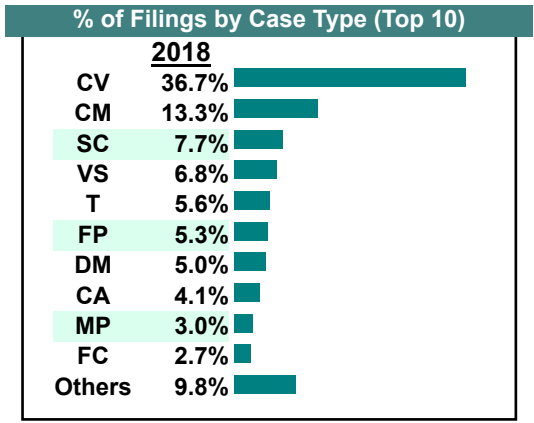
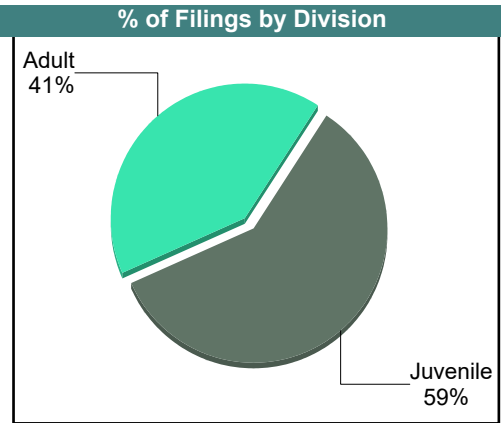
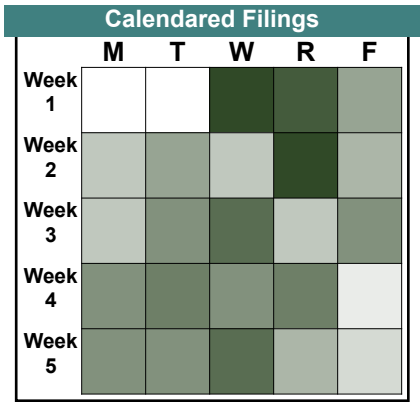
District: 25

August 2018

		<u>Filings</u>	<u>Hearings</u>	<u>Transactions</u>	<u>Concluded</u>	<u>Cont</u>
Adult						
Non-Family Abuse Prot Order	AP	0	2	2	2	-
Bond Forfeiture	BF	0	1	1	1	-
Capias	CA	14	42	42	13	29
Felony	CF	4	37	37	19	18
Misdemeanor	CM	45	124	124	38	86
Family Abuse - Prot Order	FP	18	50	50	25	25
Motion - Prot Order	MP	6	6	6	4	2
Other	OT	2	2	2	1	1
Remand Support	RS	1	1	1	1	-
Show Cause	SC	24	106	106	48	58
SL/Other	SL	1	1	1	1	-
Civil Support	VS	23	66	66	43	23
Adult Total		138	438	438	196	242

		<u>Filings</u>	<u>Hearings</u>	<u>Transactions</u>	<u>Concluded</u>	<u>Cont</u>
Juvenile						
Abuse or Neglect	AN	8	29	29	11	18
Non-Family Abuse Prot Order	AP	2	5	5	3	2
Custody Relief	CR	0	1	1	1	-
Child in Need of Services	CS	0	3	3	1	2
Custody Visitation	CV	124	274	274	160	114
Felony	DF	4	35	35	7	28
Misdemeanor	DM	17	52	52	8	44
Foster Care Review	FC	9	11	11	9	2
Initial Foster Care	IF	2	2	2	2	-
Motion - Prot Order	MP	4	5	5	1	4
Permanency	PH	4	6	6	4	2
Petition	PT	0	1	1	0	1
Remand Custody	RC	2	2	2	2	-
Remand Visitation	RV	2	2	2	2	-
Show Cause	SC	2	9	9	2	7
Status	ST	0	5	5	1	4
Traffic	T	19	39	39	17	21
Truancy	TR	1	7	7	2	5
Juvenile Total		200	488	488	233	254

Augusta Totals		338	926	926	429	496
-----------------------	--	------------	------------	------------	------------	------------



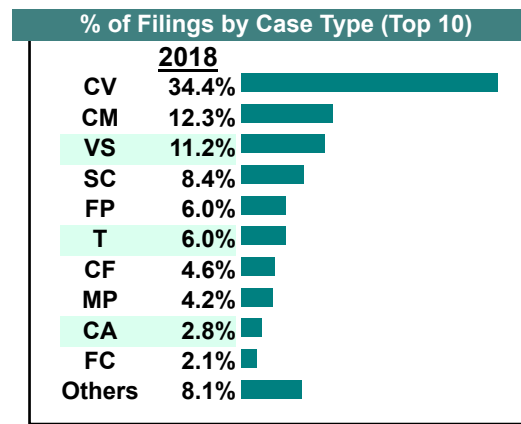
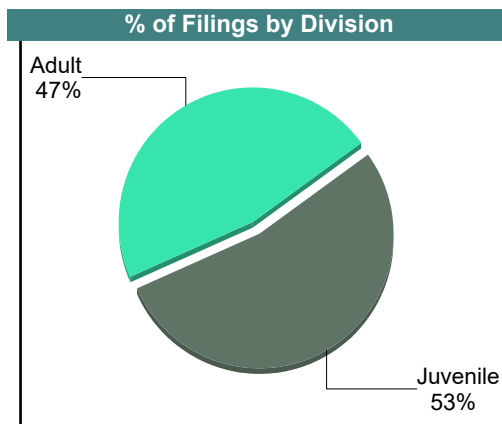

CASELOAD STATISTICS OF THE JUVENILE & DOMESTIC RELATIONS COURTS

July 2018

Augusta

District: 25

		<u>Filings</u>	<u>Hearings</u>	<u>Transactions</u>	<u>Concluded</u>	<u>Cont</u>
<u>Adult</u>						
Non-Family Abuse Prot Order	AP	1	6	6	2	4
Bond Forfeiture	BF	0	1	1	0	1
Capias	CA	8	28	28	9	19
Felony	CF	13	32	32	10	22
Misdemeanor	CM	35	116	116	37	79
Family Abuse - Prot Order	FP	17	40	40	11	29
Motion - Prot Order	MP	3	4	4	4	-
Remand Support	RS	2	2	2	2	-
Show Cause	SC	20	108	108	38	70
SL/Other	SL	2	2	2	2	-
Civil Support	VS	32	62	62	31	31
Adult Total		133	401	401	146	255
<u>Juvenile</u>						
Abuse or Neglect	AN	3	59	59	17	42
Custody Relief	CR	0	2	2	2	-
Child in Need of Services	CS	0	4	4	2	2
Custody Visitation	CV	98	215	215	114	101
Felony	DF	4	20	20	2	18
Misdemeanor	DM	5	25	25	7	17
Foster Care Review	FC	6	6	6	6	-
Initial Foster Care	IF	2	2	2	2	-
Motion - Prot Order	MP	9	12	12	10	2
Permanency	PH	2	2	2	2	-
Petition	PT	0	3	3	3	-
Remand Custody	RC	1	1	1	1	-
Remand Visitation	RV	1	1	1	1	-
Show Cause	SC	4	10	10	4	6
Status	ST	0	5	5	3	2
Traffic	T	17	31	31	16	15
Truancy	TR	0	3	3	2	1
Juvenile Total		152	401	401	194	206
Augusta Totals		285	802	802	340	461

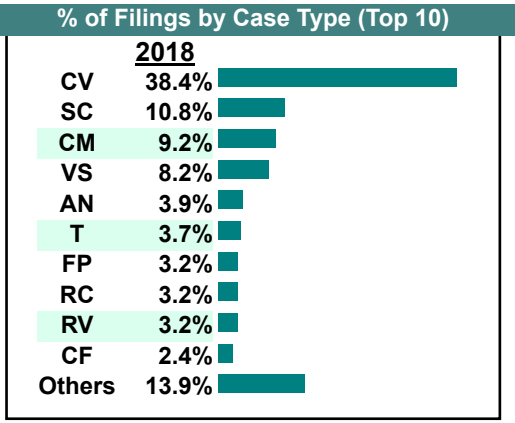
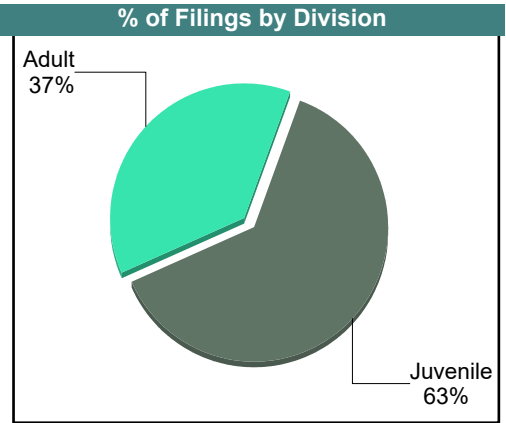



CASELOAD STATISTICS OF THE JUVENILE & DOMESTIC RELATIONS COURTS

June 2018

Augusta
District: 25

		<u>Filings</u>	<u>Hearings</u>	<u>Transactions</u>	<u>Concluded</u>	<u>Cont</u>
<u>Adult</u>						
Non-Family Abuse Prot Order	AP	3	5	5	1	4
Bond Forfeiture	BF	1	4	4	1	3
Capias	CA	5	33	33	15	18
Felony	CF	9	37	37	14	23
Misdemeanor	CM	35	110	110	34	76
Family Abuse - Prot Order	FP	12	32	32	16	16
Motion - Prot Order	MP	0	3	3	2	1
Violation of PO	PV	1	1	1	1	-
Remand Support	RS	6	6	6	6	-
Show Cause	SC	38	134	134	61	73
Civil Support	VS	31	66	66	37	29
Adult Total		141	431	431	188	243
<u>Juvenile</u>						
Abuse or Neglect	AN	15	65	65	27	38
Non-Family Abuse Prot Order	AP	0	1	1	0	1
Custody Relief	CR	1	1	1	0	1
Child in Need of Services	CS	1	5	5	1	4
Custody Visitation	CV	146	278	278	146	132
Felony	DF	4	22	22	8	14
Misdemeanor	DM	8	44	44	11	33
Foster Care Review	FC	6	7	7	6	1
Initial Foster Care	IF	2	2	2	2	-
Motion - Prot Order	MP	9	13	13	10	3
Permanency	PH	2	3	3	2	1
Petition	PT	1	1	1	1	-
Remand Custody	RC	12	12	12	12	-
Remand Visitation	RV	12	12	12	12	-
Show Cause	SC	3	17	17	3	14
Status	ST	1	4	4	1	3
Traffic	T	14	36	36	15	21
Truancy	TR	2	15	15	5	10
Juvenile Total		239	538	538	262	276
Augusta Totals		380	969	969	450	519



CASELOAD STATISTICS OF THE JUVENILE & DOMESTIC RELATIONS COURTS

May 2018

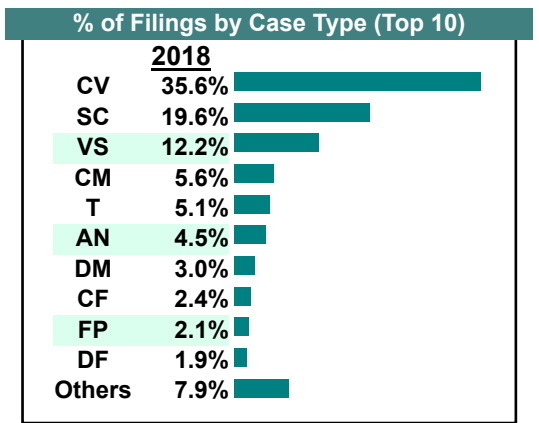
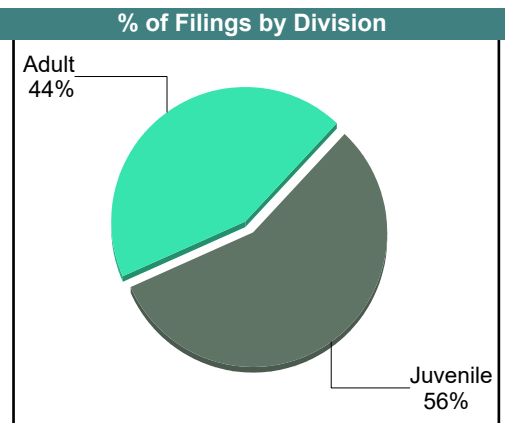

Augusta

District: 25

		<u>Filings</u>	<u>Hearings</u>	<u>Transactions</u>	<u>Concluded</u>	<u>Cont</u>
Adult						
Non-Family Abuse Prot Order	AP	1	5	5	2	3
Bond Forfeiture	BF	0	1	1	1	-
Capias	CA	7	29	29	13	16
Felony	CF	13	29	29	12	17
Misdemeanor	CM	30	92	92	34	58
Family Abuse - Prot Order	FP	11	28	28	12	16
Motion - Prot Order	MP	2	4	4	3	1
Other	OT	2	3	3	3	-
Remand Support	RS	3	3	3	3	-
Show Cause	SC	95	186	186	56	130
SL/Other	SL	2	2	2	2	-
Civil Support	VS	65	88	88	50	38
Adult Total		231	470	470	191	279

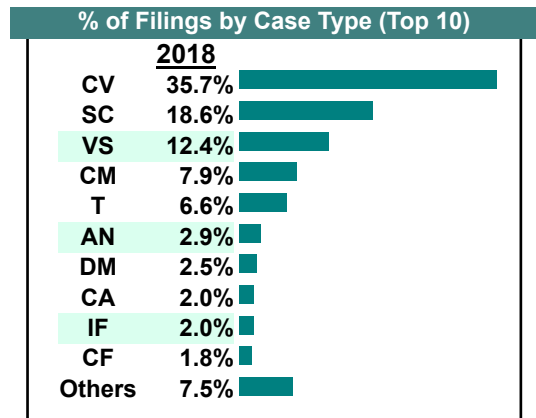
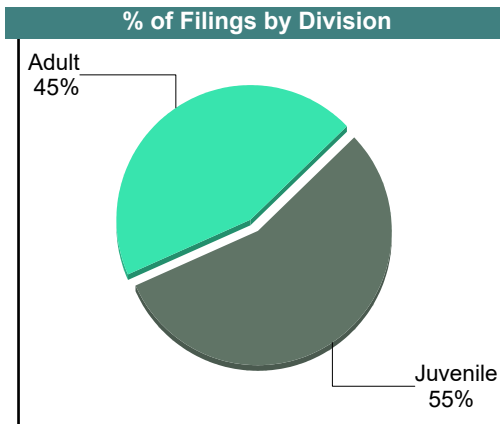

Juvenile						
Abuse or Neglect	AN	24	86	86	9	77
Capias	CA	0	1	1	1	-
Custody Relief	CR	2	4	4	0	4
Child in Need of Services	CS	1	11	11	3	8
Custody Visitation	CV	189	253	253	137	116
Felony	DF	10	35	35	2	33
Misdemeanor	DM	16	45	45	12	33
Foster Care Review	FC	4	4	4	4	-
Initial Foster Care	IF	3	3	3	3	-
Motion - Prot Order	MP	7	7	7	3	4
Permanency	PH	2	2	2	2	-
Petition	PT	1	2	2	1	1
Remand Custody	RC	2	2	2	2	-
Remand Visitation	RV	2	2	2	2	-
Show Cause	SC	9	23	23	12	11
Status	ST	0	7	7	1	6
Traffic	T	27	42	42	21	21
Term Parental Rights	TP	0	1	1	1	-
Truancy	TR	1	19	19	7	12
Juvenile Total		300	549	549	223	326

Augusta Totals		531	1,019	1,019	414	605
-----------------------	--	------------	--------------	--------------	------------	------------



April 2018

		Filings	Hearings	Transactions	Concluded	Cont
Adult						
Non-Family Abuse Prot Order	AP	3	3	3	0	3
Bond Forfeiture	BF	0	4	4	2	2
Capias	CA	9	39	39	18	21
Felony	CF	8	52	52	17	35
Misdemeanor	CM	35	115	115	41	74
Family Abuse - Prot Order	FP	7	24	24	10	14
Motion - Prot Order	MP	1	2	2	1	1
Other	OT	2	2	2	2	-
Violation of PO	PV	1	1	1	1	-
Show Cause	SC	75	145	145	39	106
SL/Other	SL	1	1	1	1	-
Civil Support	VS	55	81	81	48	33
Adult Total		197	469	469	180	289
Juvenile						
Abuse or Neglect	AN	13	63	63	19	44
Capias	CA	0	1	1	0	1
Child in Need of Services	CS	0	9	9	1	8
Custody Visitation	CV	158	257	257	167	90
Felony	DF	2	32	32	17	15
Misdemeanor	DM	11	41	41	9	32
Foster Care Review	FC	8	8	8	8	-
Initial Foster Care	IF	9	9	9	9	-
Motion - Prot Order	MP	4	8	8	8	-
Petition	PT	1	1	1	0	1
Show Cause	SC	7	21	21	4	17
Status	ST	0	5	5	0	5
Traffic	T	29	54	54	13	41
Term Parental Rights	TP	0	2	2	2	-
Truancy	TR	3	20	20	4	16
Juvenile Total		245	531	531	261	270
Augusta Totals		442	1,000	1,000	441	559



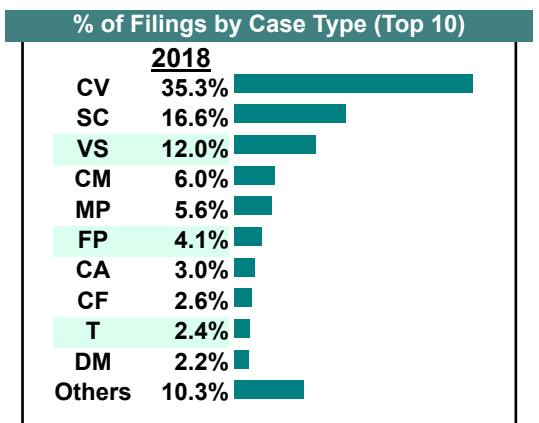
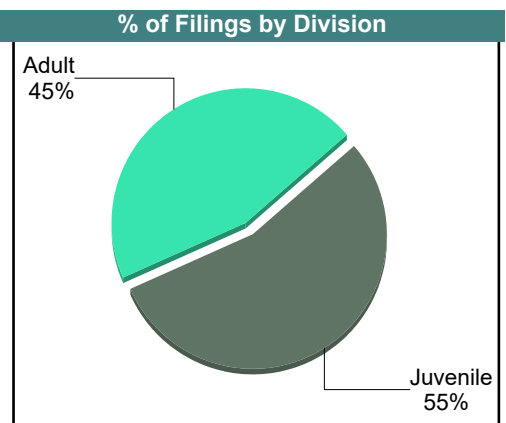

CASELOAD STATISTICS OF THE JUVENILE & DOMESTIC RELATIONS COURTS

March 2018

Augusta

District: 25

		<u>Filings</u>	<u>Hearings</u>	<u>Transactions</u>	<u>Concluded</u>	<u>Cont</u>
Adult						
Non-Family Abuse Prot Order	AP	1	2	2	0	2
Bond Forfeiture	BF	4	6	6	3	3
Capias	CA	14	46	46	11	35
Felony	CF	12	42	42	9	33
Misdemeanor	CM	28	117	117	36	81
Family Abuse - Prot Order	FP	19	39	39	10	29
Motion - Prot Order	MP	5	5	5	2	3
Other	OT	0	1	1	0	1
Violation of PO	PV	1	1	1	1	-
Show Cause	SC	69	158	158	41	117
SL/Other	SL	2	3	3	3	-
Civil Support	VS	56	78	78	32	46
Adult Total		211	498	498	148	350
Juvenile						
Abuse or Neglect	AN	8	70	70	25	45
Non-Family Abuse Prot Order	AP	1	2	2	0	2
Capias	CA	0	1	1	0	1
Child in Need of Services	CS	2	7	7	1	6
Custody Visitation	CV	164	234	234	136	98
Felony	DF	0	25	25	1	24
Misdemeanor	DM	10	71	71	30	41
Foster Care Review	FC	5	5	5	5	-
Initial Foster Care	IF	6	6	6	6	-
Motion - Prot Order	MP	21	23	23	16	7
Permanency	PH	3	3	3	3	-
Petition	PT	2	5	5	1	4
Show Cause	SC	8	15	15	5	10
Status	ST	3	7	7	3	4
Traffic	T	11	26	26	9	17
Term Parental Rights	TP	2	4	4	2	2
Truancy	TR	8	14	14	2	12
Juvenile Total		254	518	518	245	273
Augusta Totals		465	1,016	1,016	393	623



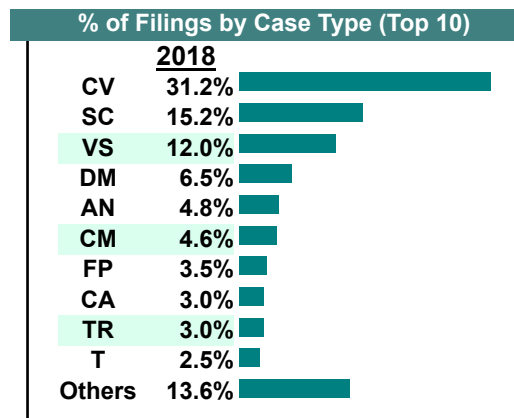
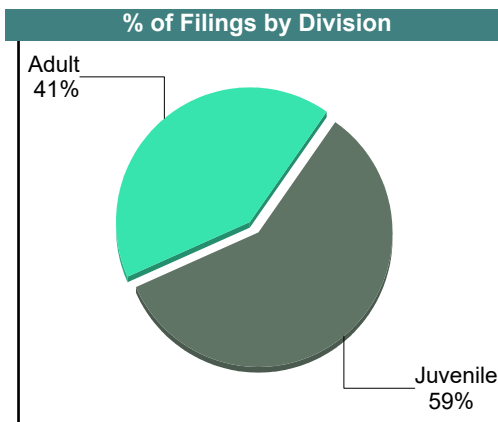
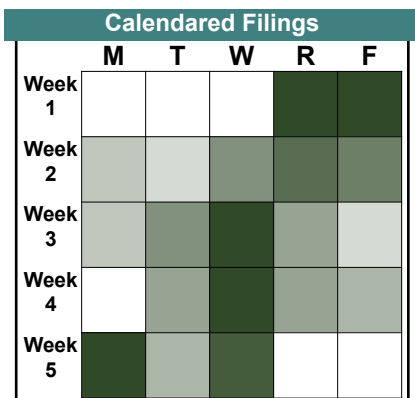
CASELOAD STATISTICS OF THE JUVENILE & DOMESTIC RELATIONS COURTS

February 2018

Augusta

District: 25

		<u>Filings</u>	<u>Hearings</u>	<u>Transactions</u>	<u>Concluded</u>	<u>Cont</u>
<u>Adult</u>						
Bond Forfeiture	BF	4	7	7	3	4
Capias	CA	13	52	52	15	37
Felony	CF	9	47	47	21	26
Misdemeanor	CM	20	137	137	50	87
Family Abuse - Prot Order	FP	15	32	32	13	19
Motion - Prot Order	MP	3	3	3	2	1
Remand Support	RS	3	3	3	3	-
Show Cause	SC	58	145	145	55	90
SL/Other	SL	2	2	2	2	-
Civil Support	VS	52	70	70	41	29
Adult Total		179	498	498	205	293
<u>Juvenile</u>						
Abuse or Neglect	AN	21	87	87	8	79
Custody Relief	CR	0	1	1	1	-
Child in Need of Services	CS	6	9	9	1	8
Custody Visitation	CV	135	220	220	145	75
Felony	DF	3	27	27	3	24
Misdemeanor	DM	28	66	66	14	52
Emancipation	EP	0	1	1	1	-
Foster Care Review	FC	10	10	10	10	-
Initial Foster Care	IF	2	2	2	2	-
Permanency	PH	3	3	3	3	-
Remand Custody	RC	2	2	2	2	-
Remand Visitation	RV	2	2	2	2	-
Show Cause	SC	8	16	16	10	6
Status	ST	6	7	7	0	7
Traffic	T	11	28	28	13	15
Term Parental Rights	TP	4	4	4	1	3
Truancy	TR	13	23	23	5	18
Juvenile Total		254	508	508	221	287
Augusta Totals		433	1,006	1,006	426	580



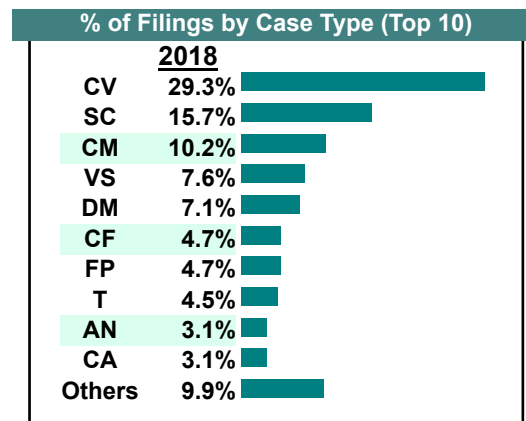
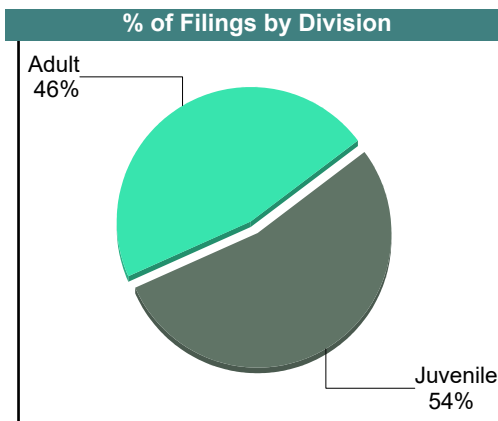

CASELOAD STATISTICS OF THE JUVENILE & DOMESTIC RELATIONS COURTS

January 2018

Augusta

District: 25

		Filings	Hearings	Transactions	Concluded	Cont
Adult						
Bond Forfeiture	BF	1	3	3	1	2
Capias	CA	12	40	40	10	30
Felony	CF	18	46	46	7	39
Misdemeanor	CM	39	142	142	33	109
Family Abuse - Prot Order	FP	18	35	35	12	23
Show Cause	SC	59	127	127	50	77
SL/Other	SL	1	1	1	1	-
Civil Support	VS	29	55	55	27	28
Adult Total		177	449	449	141	308
Juvenile						
Abuse or Neglect	AN	12	54	54	5	49
Non-Family Abuse Prot Order	AP	3	7	7	4	3
Capias	CA	0	1	1	0	1
Child in Need of Services	CS	2	8	8	3	5
Custody Visitation	CV	112	250	250	135	115
Felony	DF	6	21	21	9	12
Misdemeanor	DM	27	59	59	21	38
Foster Care Review	FC	11	14	14	14	-
Permanency	PH	3	3	3	3	-
Petition	PT	1	3	3	2	1
Remand Custody	RC	1	1	1	1	-
Show Cause	SC	1	11	11	2	9
Status	ST	5	5	5	0	5
Traffic	T	17	41	41	18	23
Term Parental Rights	TP	0	7	7	7	-
Truancy	TR	4	17	17	8	9
Juvenile Total		205	502	502	232	270
Augusta Totals		382	951	951	373	578



CASELOAD STATISTICS OF THE JUVENILE & DOMESTIC RELATIONS COURTS

December 2018

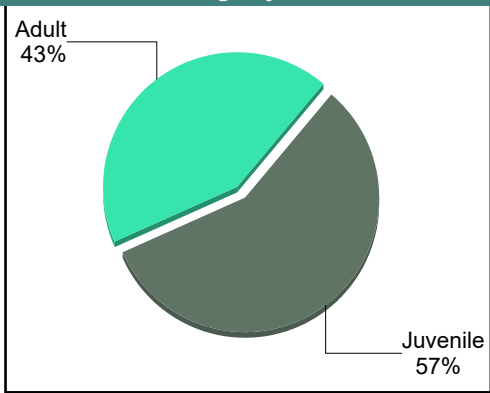
Bath
District: 25

		<u>Filings</u>	<u>Hearings</u>	<u>Transactions</u>	<u>Concluded</u>	<u>Cont</u>
<u>Adult</u>						
Felony	CF	0	2	2	0	2
Misdemeanor	CM	2	3	3	1	2
Show Cause	SC	1	1	1	0	1
Civil Support	VS	0	1	1	1	-
Adult Total		3	7	7	2	5
<u>Juvenile</u>						
Abuse or Neglect	AN	0	2	2	1	1
Custody Visitation	CV	0	6	6	0	6
Misdemeanor	DM	2	2	2	0	2
Status	ST	1	1	1	0	1
Traffic	T	1	0	1	1	-
Juvenile Total		4	11	12	2	10
Bath Totals		7	18	19	4	15

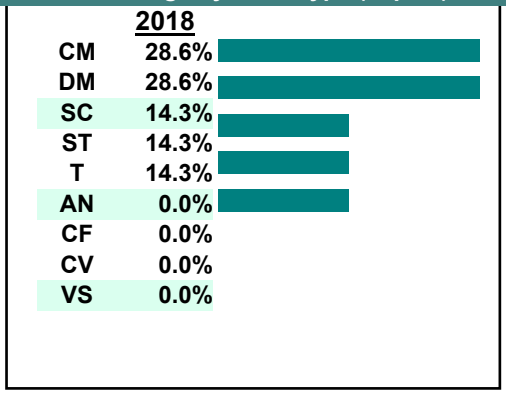
Calendared Filings

	T	R
Week 1	■	
Week 2		

% of Filings by Division



% of Filings by Case Type (Top 10)

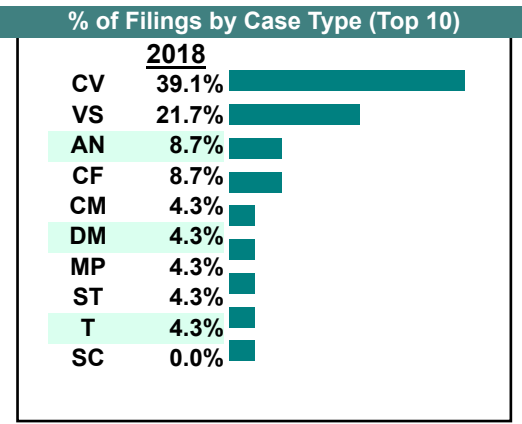
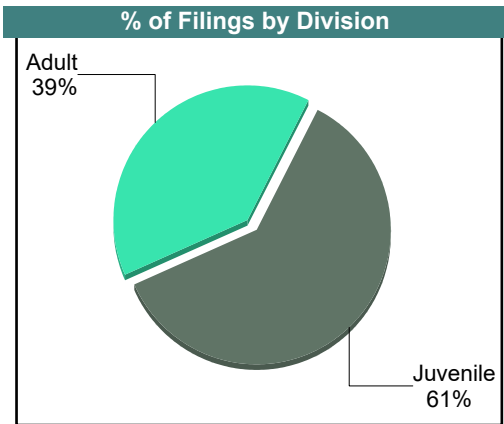
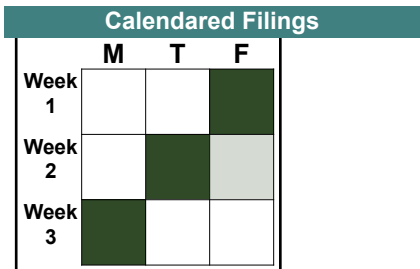


CASELOAD STATISTICS OF THE JUVENILE & DOMESTIC RELATIONS COURTS

November 2018

Bath
District: 25

		<u>Filings</u>	<u>Hearings</u>	<u>Transactions</u>	<u>Concluded</u>	<u>Cont</u>
<u>Adult</u>						
Felony	CF	2	3	3	1	2
Misdemeanor	CM	1	2	2	1	1
Motion - Prot Order	MP	1	1	1	1	-
Show Cause	SC	0	4	4	3	1
Civil Support	VS	5	9	9	6	3
Adult Total		9	19	19	12	7
<u>Juvenile</u>						
Abuse or Neglect	AN	2	3	3	0	3
Custody Visitation	CV	9	11	11	3	8
Misdemeanor	DM	1	1	1	1	-
Status	ST	1	4	4	1	3
Traffic	T	1	1	1	1	-
Juvenile Total		14	20	20	6	14
Bath Totals		23	39	39	18	21



CASELOAD STATISTICS OF THE JUVENILE & DOMESTIC RELATIONS COURTS

October 2018

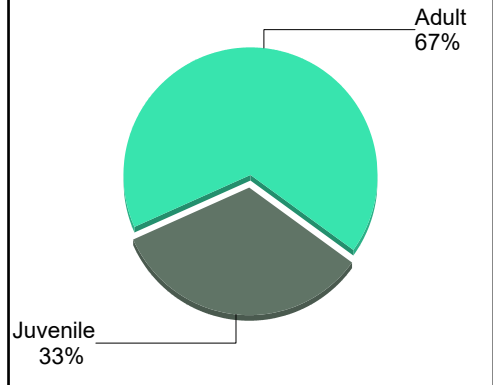
Bath
District: 25

		<u>Filings</u>	<u>Hearings</u>	<u>Transactions</u>	<u>Concluded</u>	<u>Cont</u>
<u>Adult</u>						
Felony	CF	1	1	1	0	1
Misdemeanor	CM	0	2	2	1	1
Family Abuse - Prot Order	FP	1	2	2	1	1
Show Cause	SC	2	3	3	0	3
Civil Support	VS	2	4	4	1	3
Adult Total		6	12	12	3	9
<u>Juvenile</u>						
Custody Visitation	CV	2	7	7	4	3
Misdemeanor	DM	1	1	1	0	1
Status	ST	0	2	2	0	2
Juvenile Total		3	10	10	4	6
Bath Totals		9	22	22	7	15

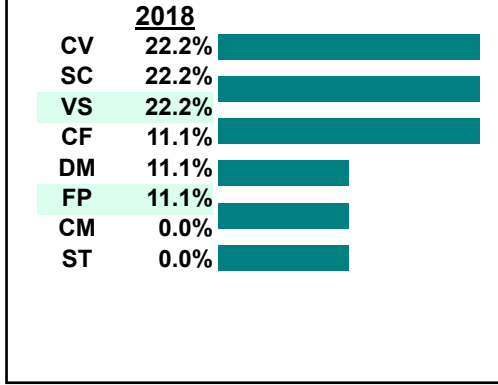
Calendared Filings

	M	T
Week 1		
Week 2		

% of Filings by Division



% of Filings by Case Type (Top 10)



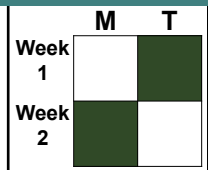
CASELOAD STATISTICS OF THE JUVENILE & DOMESTIC RELATIONS COURTS

September 2018

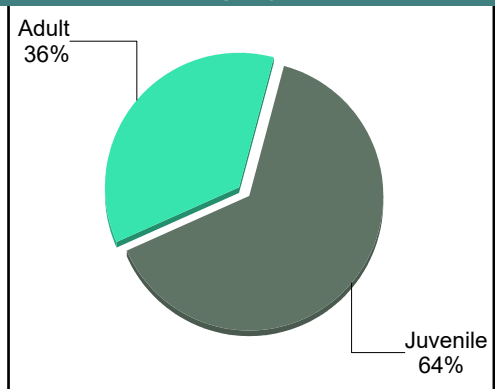
Bath
District: 25

		<u>Filings</u>	<u>Hearings</u>	<u>Transactions</u>	<u>Concluded</u>	<u>Cont</u>
<u>Adult</u>						
Misdemeanor	CM	1	1	1	0	1
Family Abuse - Prot Order	FP	0	1	1	1	-
Show Cause	SC	3	3	3	3	-
Civil Support	VS	1	1	1	0	1
Adult Total		5	6	6	4	2
<u>Juvenile</u>						
Custody Visitation	CV	9	12	12	6	6
Juvenile Total		9	12	12	6	6
Bath Totals		14	18	18	10	8

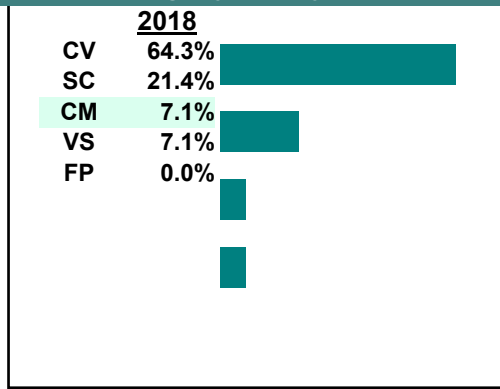
Calendared Filings



% of Filings by Division



% of Filings by Case Type (Top 10)

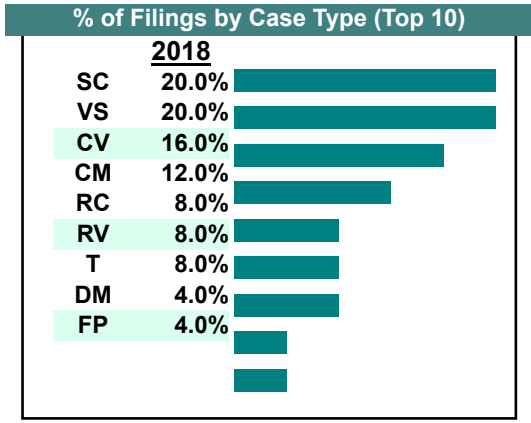
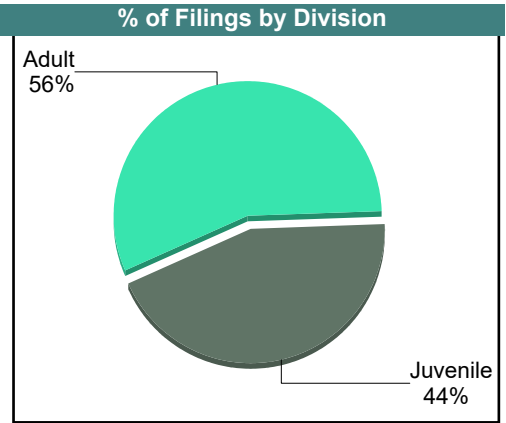
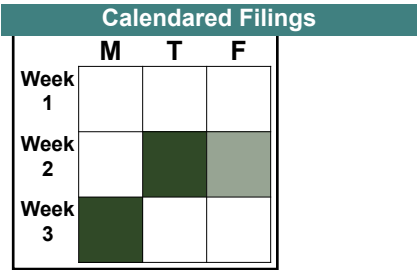


CASELOAD STATISTICS OF THE JUVENILE & DOMESTIC RELATIONS COURTS

August 2018

Bath
District: 25

		<u>Filings</u>	<u>Hearings</u>	<u>Transactions</u>	<u>Concluded</u>	<u>Cont</u>
<u>Adult</u>						
Misdemeanor	CM	3	3	3	2	1
Family Abuse - Prot Order	FP	1	1	1	0	1
Show Cause	SC	5	6	6	3	3
Civil Support	VS	5	9	9	5	4
Adult Total		14	19	19	10	9
<u>Juvenile</u>						
Custody Visitation	CV	4	12	12	9	3
Misdemeanor	DM	1	2	2	2	-
Remand Custody	RC	2	2	2	2	-
Remand Visitation	RV	2	2	2	2	-
Traffic	T	2	7	7	5	2
Juvenile Total		11	25	25	20	5
Bath Totals		25	44	44	30	14



CASELOAD STATISTICS OF THE JUVENILE & DOMESTIC RELATIONS COURTS

July 2018

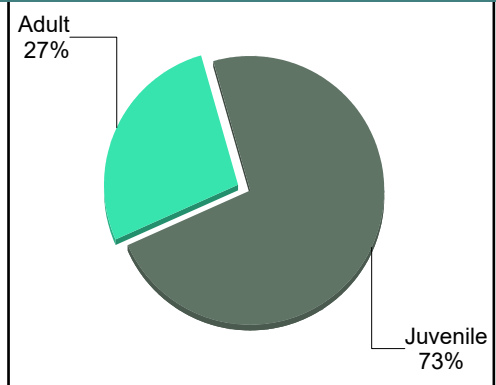
Bath
District: 25

		<u>Filings</u>	<u>Hearings</u>	<u>Transactions</u>	<u>Concluded</u>	<u>Cont</u>
Adult						
Civil Support	VS	3	3	3	1	2
Adult Total		3	3	3	1	2
Juvenile						
Abuse or Neglect	AN	0	2	2	2	-
Custody Visitation	CV	6	10	10	5	4
Misdemeanor	DM	0	3	3	2	1
Traffic	T	2	5	5	1	4
Juvenile Total		8	20	20	10	9
Bath Totals		11	23	23	11	11

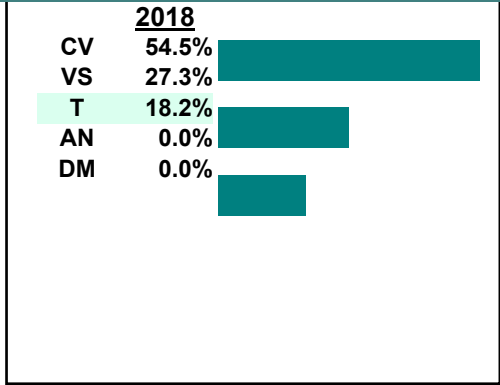
Calendared Filings

	M	T
Week 1		
Week 2		
Week 3		

% of Filings by Division



% of Filings by Case Type (Top 10)

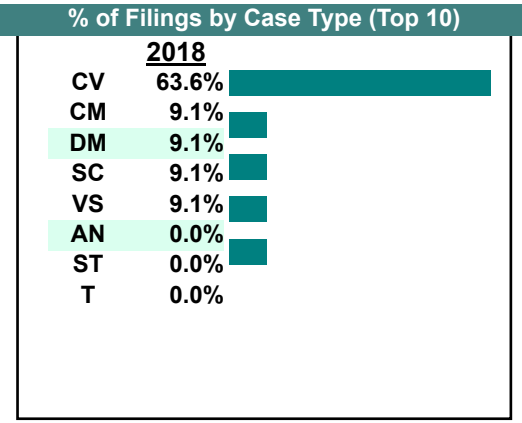
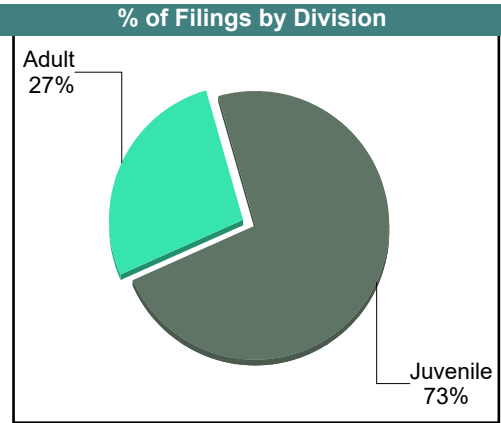
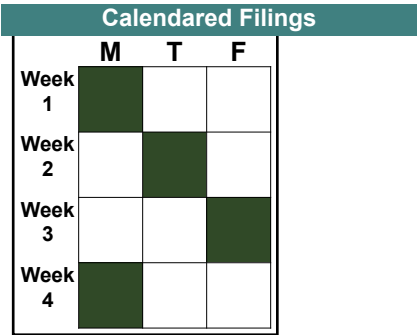


CASELOAD STATISTICS OF THE JUVENILE & DOMESTIC RELATIONS COURTS

June 2018

Bath
District: 25

		<u>Filings</u>	<u>Hearings</u>	<u>Transactions</u>	<u>Concluded</u>	<u>Cont</u>
Adult						
Misdemeanor	CM	1	1	1	0	1
Show Cause	SC	1	2	2	2	-
Civil Support	VS	1	4	4	4	-
Adult Total		3	7	7	6	1
Juvenile						
Abuse or Neglect	AN	0	2	2	0	2
Custody Visitation	CV	7	10	10	8	2
Misdemeanor	DM	1	2	2	1	1
Status	ST	0	2	2	0	2
Traffic	T	0	1	1	0	1
Juvenile Total		8	17	17	9	8
Bath Totals		11	24	24	15	9



CASELOAD STATISTICS OF THE JUVENILE & DOMESTIC RELATIONS COURTS

May 2018

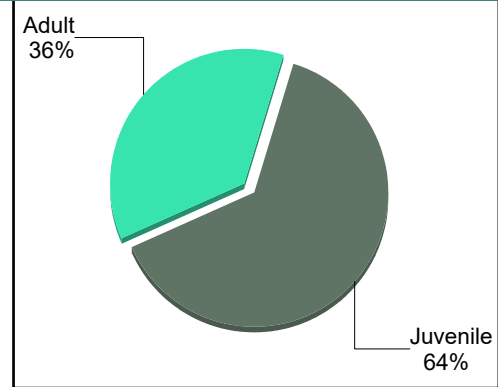
Bath
District: 25

		<u>Filings</u>	<u>Hearings</u>	<u>Transactions</u>	<u>Concluded</u>	<u>Cont</u>
<u>Adult</u>						
Capias	CA	1	1	1	1	-
Misdemeanor	CM	0	4	4	3	1
Show Cause	SC	1	5	5	3	2
Civil Support	VS	2	10	10	6	4
Adult Total		4	20	20	13	7
<u>Juvenile</u>						
Abuse or Neglect	AN	2	2	2	0	2
Custody Visitation	CV	0	7	7	0	7
Traffic	T	5	5	6	3	3
Juvenile Total		7	14	15	3	12
Bath Totals		11	34	35	16	19

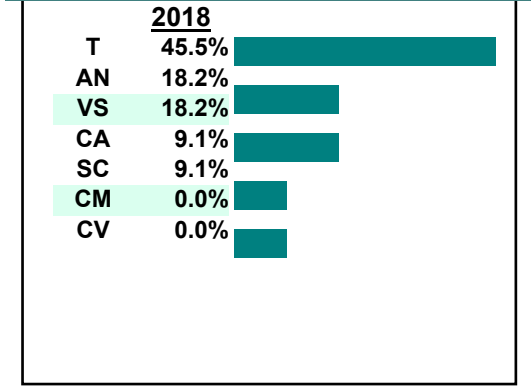
Calendared Filings

	M	T	F
Week 1		■	
Week 2			
Week 3			■
Week 4			

% of Filings by Division



% of Filings by Case Type (Top 10)



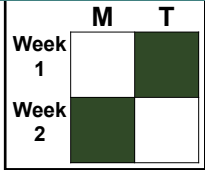
CASELOAD STATISTICS OF THE JUVENILE & DOMESTIC RELATIONS COURTS

April 2018

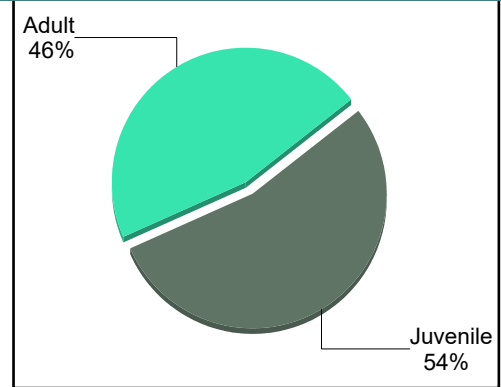
Bath
District: 25

		<u>Filings</u>	<u>Hearings</u>	<u>Transactions</u>	<u>Concluded</u>	<u>Cont</u>
<u>Adult</u>						
Felony	CF	0	1	1	1	-
Misdemeanor	CM	2	4	4	0	4
Show Cause	SC	1	4	4	2	2
Civil Support	VS	3	4	4	0	4
Adult Total		6	13	13	3	10
<u>Juvenile</u>						
Custody Visitation	CV	3	8	8	4	4
Misdemeanor	DM	2	2	2	2	-
Status	ST	2	2	2	0	2
Juvenile Total		7	12	12	6	6
Bath Totals		13	25	25	9	16

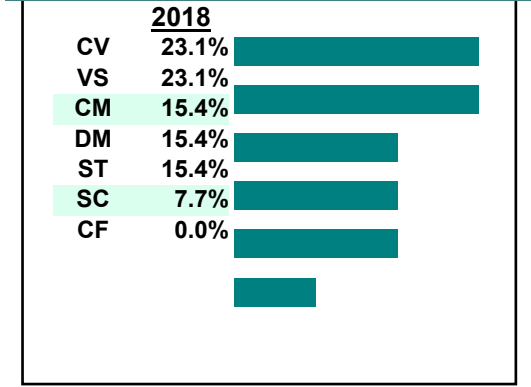
Calendared Filings



% of Filings by Division



% of Filings by Case Type (Top 10)



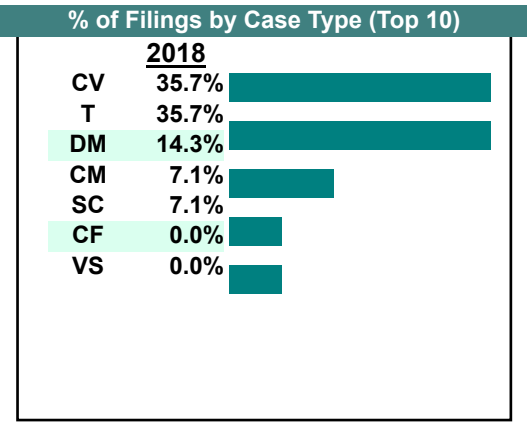
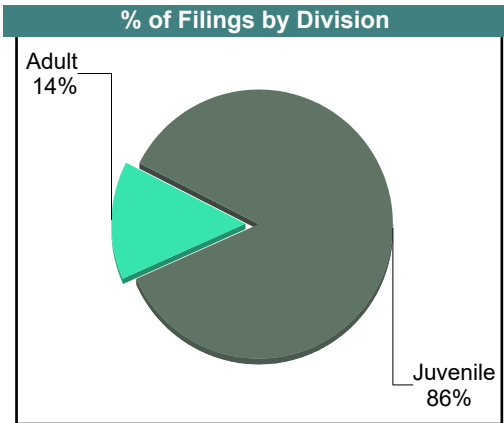
CASELOAD STATISTICS OF THE JUVENILE & DOMESTIC RELATIONS COURTS

March 2018

Bath
District: 25

		<u>Filings</u>	<u>Hearings</u>	<u>Transactions</u>	<u>Concluded</u>	<u>Cont</u>
<u>Adult</u>						
Felony	CF	0	1	1	0	1
Misdemeanor	CM	1	4	4	2	2
Show Cause	SC	1	2	2	0	2
Civil Support	VS	0	6	6	0	6
Adult Total		2	13	13	2	11
<u>Juvenile</u>						
Custody Visitation	CV	5	9	9	4	5
Misdemeanor	DM	2	3	3	1	2
Traffic	T	5	5	5	2	3
Juvenile Total		12	17	17	7	10
Bath Totals		14	30	30	9	21

Calendared Filings				
	M	T	R	F
Week 1		■	■	
Week 2				
Week 3	■			



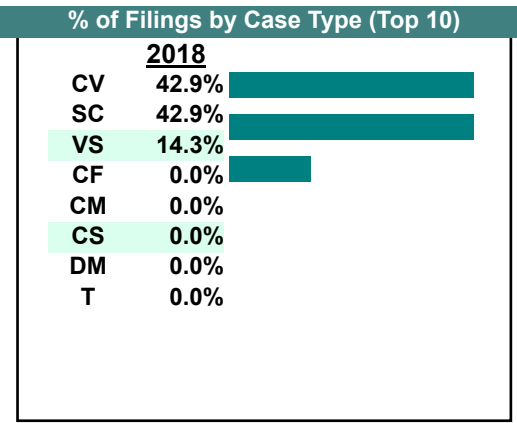
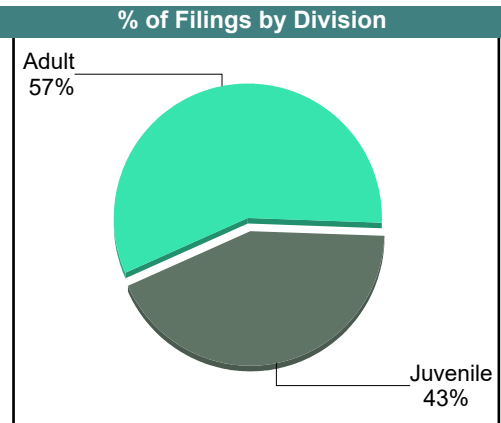
CASELOAD STATISTICS OF THE JUVENILE & DOMESTIC RELATIONS COURTS

February 2018

Bath
District: 25

		<u>Filings</u>	<u>Hearings</u>	<u>Transactions</u>	<u>Concluded</u>	<u>Cont</u>
<u>Adult</u>						
Felony	CF	0	3	3	3	-
Misdemeanor	CM	0	4	4	2	2
Show Cause	SC	3	7	7	3	4
Civil Support	VS	1	9	9	3	6
Adult Total		4	23	23	11	12
<u>Juvenile</u>						
Child in Need of Services	CS	0	1	1	1	-
Custody Visitation	CV	3	13	13	5	8
Misdemeanor	DM	0	1	1	1	-
Traffic	T	0	2	2	2	-
Juvenile Total		3	17	17	9	8
Bath Totals		7	40	40	20	20

Calendared Filings			
	M	T	W
Week 1			
Week 2			
Week 3			



CASELOAD STATISTICS OF THE JUVENILE & DOMESTIC RELATIONS COURTS

January 2018

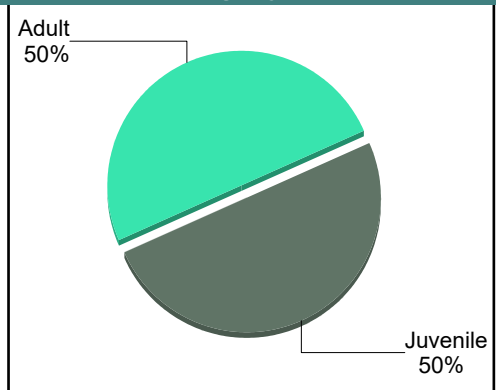
Bath
District: 25

		<u>Filings</u>	<u>Hearings</u>	<u>Transactions</u>	<u>Concluded</u>	<u>Cont</u>
<u>Adult</u>						
Felony	CF	3	3	3	0	3
Misdemeanor	CM	2	3	3	0	3
Show Cause	SC	2	6	6	2	4
Civil Support	VS	3	6	6	5	1
Adult Total		10	18	18	7	11
<u>Juvenile</u>						
Abuse or Neglect	AN	1	2	2	1	1
Custody Visitation	CV	3	11	11	6	5
Misdemeanor	DM	1	1	1	0	1
Traffic	T	5	6	7	6	1
Juvenile Total		10	20	21	13	8
Bath Totals		20	38	39	20	19

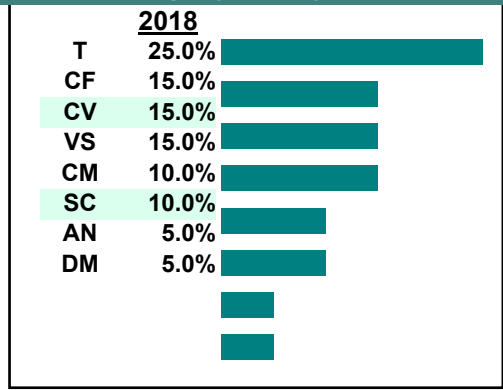
Calendared Filings

	M	T	W
Week 1		■	■
Week 2	■		

% of Filings by Division



% of Filings by Case Type (Top 10)



CASELOAD STATISTICS OF THE JUVENILE & DOMESTIC RELATIONS COURTS

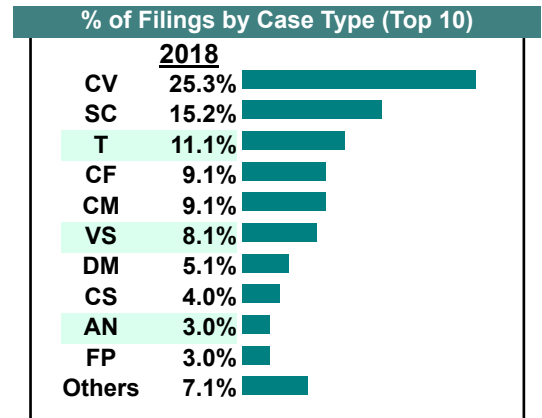
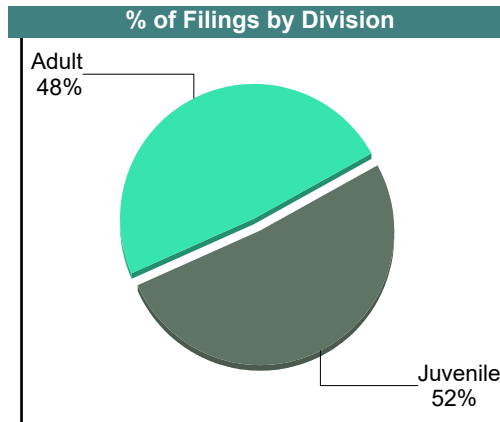
December 2018

Botetourt

District: 25

		<u>Filings</u>	<u>Hearings</u>	<u>Transactions</u>	<u>Concluded</u>	<u>Cont</u>
Adult						
Non-Family Abuse Prot Order	AP	1	2	2	1	1
Capias	CA	0	2	2	1	1
Felony	CF	9	11	11	0	11
Misdemeanor	CM	9	29	29	6	16
Family Abuse - Prot Order	FP	3	8	8	1	7
Motion - Prot Order	MP	3	3	3	3	-
Show Cause	SC	15	41	41	10	15
Civil Support	VS	8	21	21	9	7
Adult Total		48	117	117	31	58
Juvenile						
Abuse or Neglect	AN	3	6	6	0	6
Child in Need of Services	CS	4	8	8	0	8
Custody Visitation	CV	25	60	60	22	35
Felony	DF	0	13	13	1	9
Misdemeanor	DM	5	48	48	9	32
Show Cause	SC	0	2	2	0	-
Status	ST	2	12	12	1	10
Traffic	T	11	14	17	9	7
Truancy	TR	1	1	1	0	1
Juvenile Total		51	164	167	42	108
Botetourt Totals		99	281	284	73	166

Calendared Filings					
	M	T	W	R	F
Week 1	█	█	█	█	█
Week 2	█	█	█	█	█
Week 3	█	█	█	█	█
Week 4	█	█	█	█	█
Week 5	█	█	█	█	█



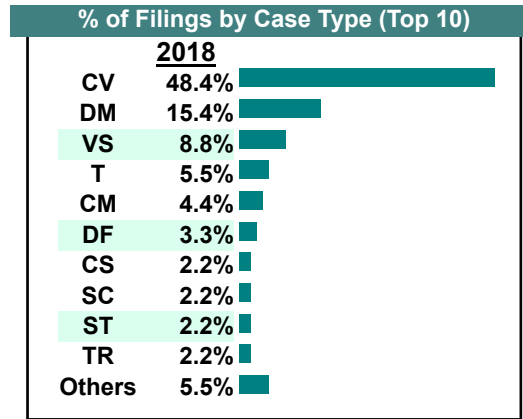
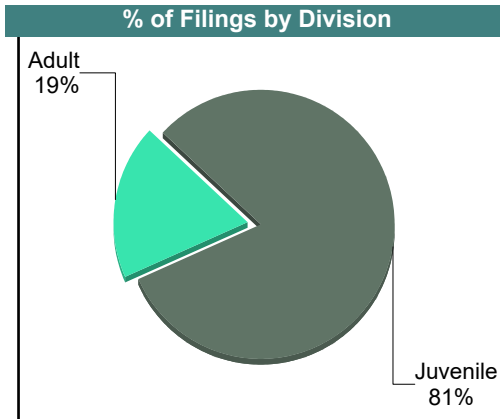

CASELOAD STATISTICS OF THE JUVENILE & DOMESTIC RELATIONS COURTS

November 2018

Botetourt

District: 25

		<u>Filings</u>	<u>Hearings</u>	<u>Transactions</u>	<u>Concluded</u>	<u>Cont</u>
Adult						
Capias	CA	1	1	1	0	1
Felony	CF	0	8	8	3	5
Misdemeanor	CM	4	51	51	27	24
Family Abuse - Prot Order	FP	1	1	1	0	1
Motion - Prot Order	MP	1	1	1	1	-
Show Cause	SC	2	17	17	8	9
Civil Support	VS	8	15	15	4	11
Adult Total		17	94	94	43	51
Juvenile						
Custody Relief	CR	1	2	2	1	1
Child in Need of Services	CS	2	4	4	2	2
Custody Visitation	CV	44	87	87	37	50
Felony	DF	3	13	13	4	9
Misdemeanor	DM	14	43	43	3	40
Foster Care Review	FC	1	1	1	1	-
Motion - Prot Order	MP	0	1	1	1	-
Child at Risk	RI	0	1	1	1	-
Status	ST	2	8	8	2	6
Traffic	T	5	17	17	10	7
Truancy	TR	2	3	3	2	1
Juvenile Total		74	180	180	64	116
Botetourt Totals		91	274	274	107	167



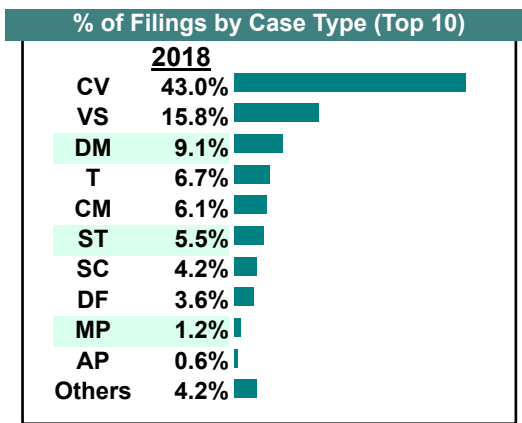
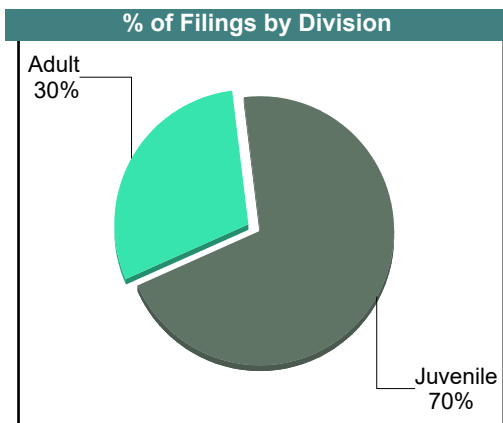

CASELOAD STATISTICS OF THE JUVENILE & DOMESTIC RELATIONS COURTS

October 2018

Botetourt

District: 25

		<u>Filings</u>	<u>Hearings</u>	<u>Transactions</u>	<u>Concluded</u>	<u>Cont</u>
<u>Adult</u>						
Capias	CA	1	2	2	0	2
Felony	CF	1	6	10	4	6
Misdemeanor	CM	10	68	68	9	58
Family Abuse - Prot Order	FP	1	2	2	0	2
Motion - Prot Order	MP	2	2	2	2	-
Other	OT	0	1	1	0	1
Remand Support	RS	1	1	1	1	-
Show Cause	SC	7	33	33	1	31
Civil Support	VS	26	41	41	25	16
Adult Total		49	156	160	42	116
<u>Juvenile</u>						
Abuse or Neglect	AN	0	4	4	3	1
Non-Family Abuse Prot Order	AP	1	2	2	1	1
Child in Need of Services	CS	1	3	3	0	3
Custody Visitation	CV	71	110	110	64	46
Felony	DF	6	16	16	0	16
Misdemeanor	DM	15	53	53	12	41
Initial Foster Care	IF	1	1	1	1	-
Petition	PT	0	2	2	2	-
Status	ST	9	20	20	6	14
Traffic	T	11	24	26	13	13
Truancy	TR	1	1	1	0	1
Juvenile Total		116	236	238	102	136
Botetourt Totals		165	392	398	144	252



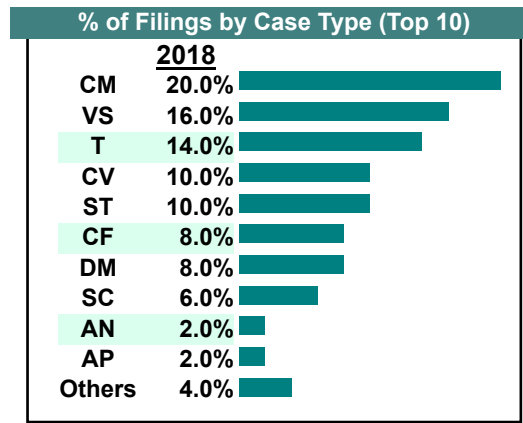
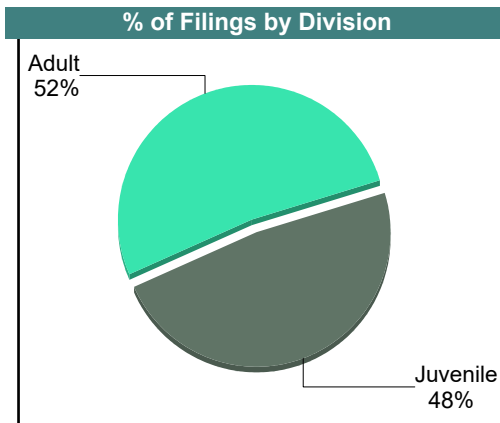
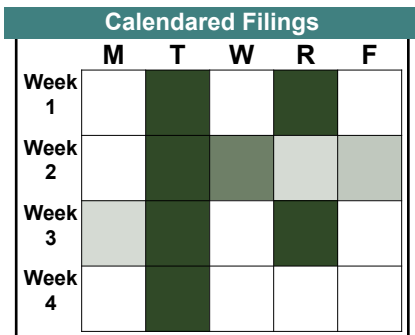
CASELOAD STATISTICS OF THE JUVENILE & DOMESTIC RELATIONS COURTS

September 2018

Botetourt

District: 25

		<u>Filings</u>	<u>Hearings</u>	<u>Transactions</u>	<u>Concluded</u>	<u>Cont</u>
Adult						
Non-Family Abuse Prot Order	AP	1	6	6	5	1
Felony	CF	4	5	5	1	4
Misdemeanor	CM	10	40	40	13	27
Family Abuse - Prot Order	FP	0	2	2	2	-
Show Cause	SC	3	13	13	2	11
Civil Support	VS	8	17	17	12	5
Adult Total		26	83	83	35	48
Juvenile						
Abuse or Neglect	AN	1	4	4	0	4
Child in Need of Services	CS	1	3	3	2	1
Custody Visitation	CV	5	47	47	31	16
Felony	DF	1	9	9	1	8
Misdemeanor	DM	4	35	35	12	23
Status	ST	5	14	14	2	12
Traffic	T	7	17	18	13	5
Juvenile Total		24	129	130	61	69
Botetourt Totals		50	212	213	96	117



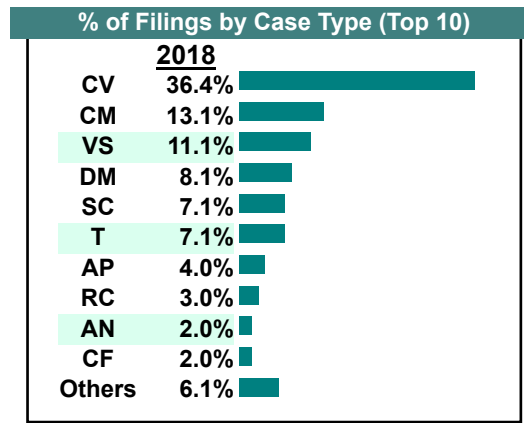
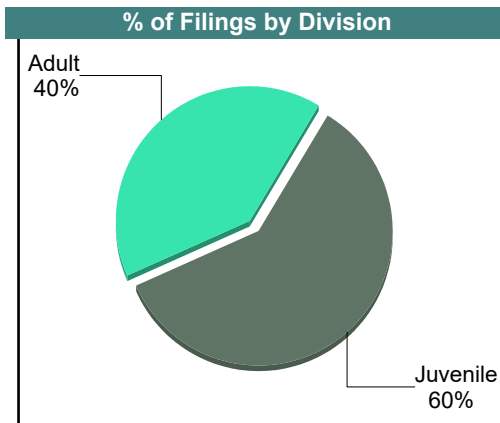

CASELOAD STATISTICS OF THE JUVENILE & DOMESTIC RELATIONS COURTS

August 2018

Botetourt

District: 25

		<u>Filings</u>	<u>Hearings</u>	<u>Transactions</u>	<u>Concluded</u>	<u>Cont</u>
Adult						
Non-Family Abuse Prot Order	AP	4	5	5	1	4
Capias	CA	1	3	3	3	-
Felony	CF	2	7	7	0	7
Misdemeanor	CM	13	39	39	10	29
Family Abuse - Prot Order	FP	2	4	4	2	2
Show Cause	SC	7	17	17	7	10
Civil Support	VS	11	22	22	9	13
Adult Total		40	97	97	32	65
Juvenile						
Abuse or Neglect	AN	2	4	4	0	4
Custody Relief	CR	1	2	2	0	2
Child in Need of Services	CS	0	1	1	0	1
Custody Visitation	CV	36	74	74	42	32
Felony	DF	0	4	4	1	3
Misdemeanor	DM	8	30	31	13	18
Motion - Prot Order	MP	1	1	1	0	1
Petition	PT	0	2	2	0	2
Remand Custody	RC	3	3	3	3	-
Child at Risk	RI	1	1	1	0	1
Status	ST	0	3	3	2	1
Traffic	T	7	28	28	22	6
Juvenile Total		59	153	154	83	71
Botetourt Totals		99	250	251	115	136



CASELOAD STATISTICS OF THE JUVENILE & DOMESTIC RELATIONS COURTS

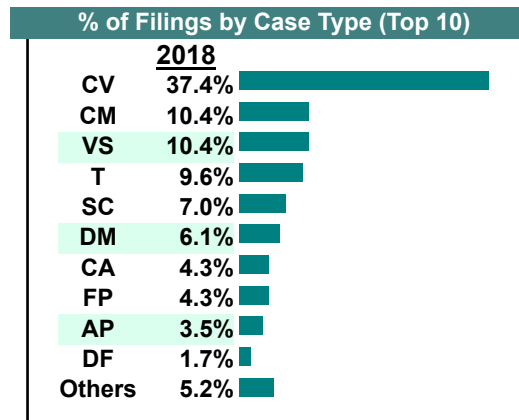
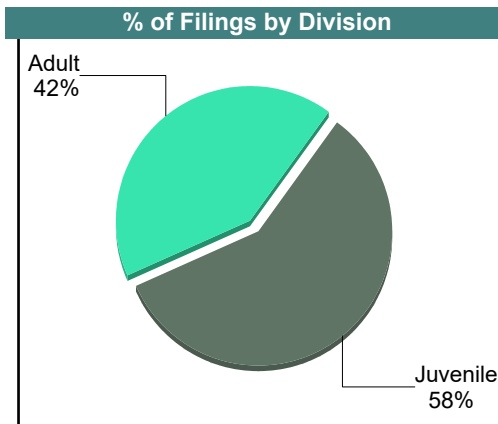
July 2018

Botetourt

District: 25

		<u>Filings</u>	<u>Hearings</u>	<u>Transactions</u>	<u>Concluded</u>	<u>Cont</u>
Adult						
Non-Family Abuse Prot Order	AP	4	7	7	3	4
Capias	CA	5	11	11	6	5
Felony	CF	1	10	10	9	1
Misdemeanor	CM	12	63	63	18	45
Family Abuse - Prot Order	FP	5	9	9	5	4
Motion - Prot Order	MP	1	1	1	1	-
Other	OT	0	1	1	0	1
Show Cause	SC	8	20	20	3	17
Civil Support	VS	12	26	26	13	13
Adult Total		48	148	148	58	90
Juvenile						
Child in Need of Services	CS	1	3	3	0	3
Custody Visitation	CV	43	84	84	33	51
Felony	DF	2	11	11	1	10
Misdemeanor	DM	7	48	48	8	40
Motion - Prot Order	MP	1	1	1	1	-
Status	ST	2	10	10	4	6
Traffic	T	11	30	32	18	14
Juvenile Total		67	187	189	65	124
Botetourt Totals		115	335	337	123	214

Calendared Filings					
	M	T	W	R	F
Week 1					
Week 2					
Week 3					
Week 4					
Week 5					



CASELOAD STATISTICS OF THE JUVENILE & DOMESTIC RELATIONS COURTS

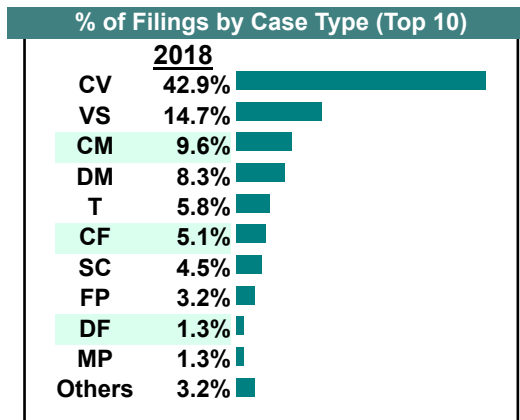
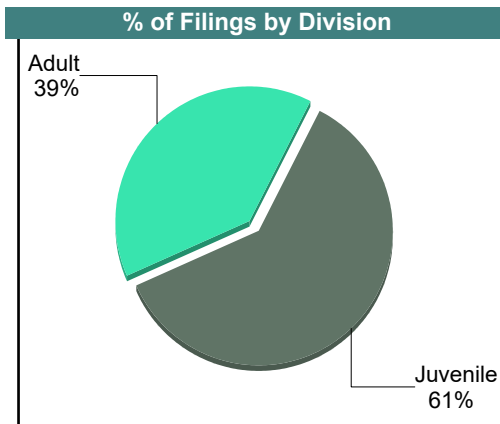
June 2018

Botetourt

District: 25

		<u>Filings</u>	<u>Hearings</u>	<u>Transactions</u>	<u>Concluded</u>	<u>Cont</u>
<u>Adult</u>						
Capias	CA	1	1	1	1	-
Felony	CF	8	17	17	3	14
Misdemeanor	CM	15	42	42	17	25
Family Abuse - Prot Order	FP	5	11	11	5	6
Motion - Prot Order	MP	2	3	3	3	-
Show Cause	SC	7	26	26	9	16
Civil Support	VS	23	32	32	17	15
Adult Total		61	132	132	55	76
<u>Juvenile</u>						
Child in Need of Services	CS	1	3	3	0	3
Custody Visitation	CV	67	103	103	33	70
Felony	DF	2	18	18	3	15
Misdemeanor	DM	13	56	56	12	44
Petition	PT	2	2	2	0	2
Remand Custody	RC	1	1	1	1	-
Show Cause	SC	0	1	1	0	1
Status	ST	0	8	8	1	7
Traffic	T	9	17	17	11	6
Juvenile Total		95	209	209	61	148
Botetourt Totals		156	341	341	116	224

Calendared Filings					
	M	T	W	R	F
Week 1	█	█	█	█	█
Week 2	█	█	█	█	█
Week 3	█	█	█	█	█
Week 4	█	█	█	█	█



CASELOAD STATISTICS OF THE JUVENILE & DOMESTIC RELATIONS COURTS

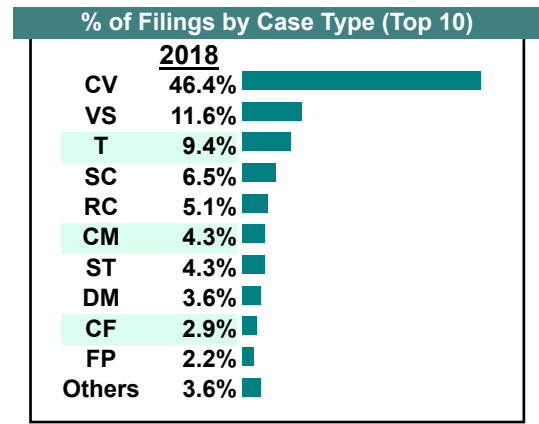
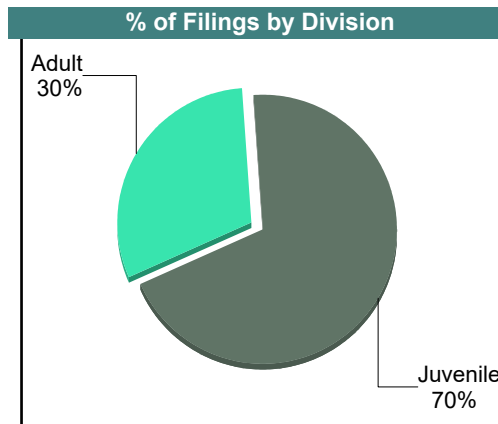
May 2018

Botetourt

District: 25

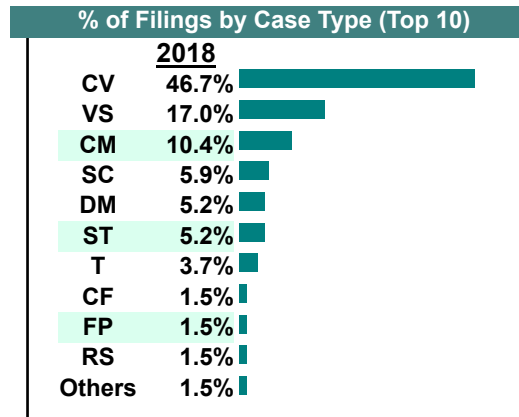
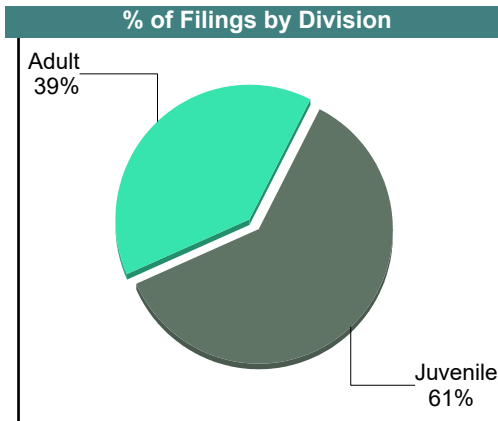
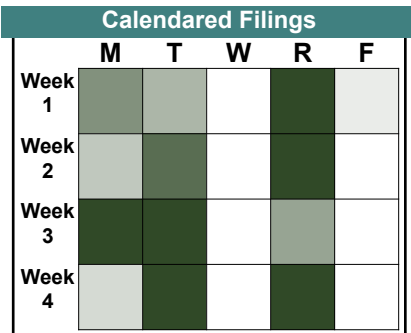
		<u>Filings</u>	<u>Hearings</u>	<u>Transactions</u>	<u>Concluded</u>	<u>Cont</u>
Adult						
Capias	CA	1	8	8	3	5
Felony	CF	4	7	7	1	6
Misdemeanor	CM	6	53	53	17	36
Family Abuse - Prot Order	FP	3	5	5	3	2
Other	OT	1	1	1	1	-
Remand Support	RS	2	2	2	2	-
Show Cause	SC	9	33	33	13	20
Civil Support	VS	16	32	32	21	11
Adult Total		42	141	141	61	80
Juvenile						
Child in Need of Services	CS	0	1	1	0	1
Custody Visitation	CV	64	111	111	66	45
Felony	DF	1	12	12	3	8
Misdemeanor	DM	5	53	53	14	39
Remand Custody	RC	7	7	7	7	-
Status	ST	6	23	23	3	20
Traffic	T	13	27	29	11	18
Truancy	TR	0	1	1	1	-
Juvenile Total		96	235	237	105	131
Botetourt Totals		138	376	378	166	211

Calendared Filings					
	M	T	W	R	F
Week 1		■		■	■
Week 2	■	■		■	■
Week 3		■		■	■
Week 4	■	■	■	■	■
Week 5					



April 2018

		<u>Filings</u>	<u>Hearings</u>	<u>Transactions</u>	<u>Concluded</u>	<u>Cont</u>
Adult						
Capias	CA	1	5	5	1	4
Felony	CF	2	3	3	0	3
Misdemeanor	CM	14	37	37	7	30
Family Abuse - Prot Order	FP	2	3	3	1	2
Motion - Prot Order	MP	0	1	1	0	1
Other	OT	1	1	1	0	1
Remand Support	RS	2	2	2	2	-
Show Cause	SC	8	25	25	5	20
Civil Support	VS	23	36	36	18	18
Adult Total		53	113	113	34	79
Juvenile						
Custody Visitation	CV	63	79	79	42	37
Felony	DF	0	11	11	3	8
Misdemeanor	DM	7	64	64	7	57
Show Cause	SC	0	1	1	0	1
Status	ST	7	22	22	6	16
Traffic	T	5	14	14	8	6
Juvenile Total		82	191	191	66	125
Botetourt Totals		135	304	304	100	204



CASELOAD STATISTICS OF THE JUVENILE & DOMESTIC RELATIONS COURTS

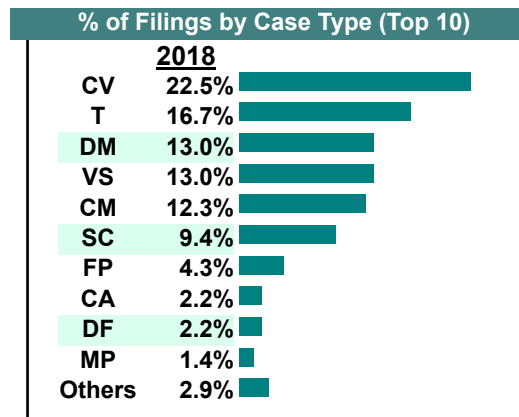
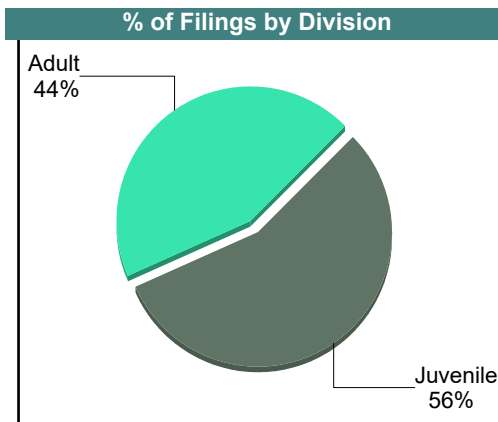
March 2018

Botetourt

District: 25

		<u>Filings</u>	<u>Hearings</u>	<u>Transactions</u>	<u>Concluded</u>	<u>Cont</u>
<u>Adult</u>						
Capias	CA	3	5	5	0	5
Felony	CF	1	3	3	0	3
Misdemeanor	CM	17	44	44	7	37
Family Abuse - Prot Order	FP	6	16	16	10	6
Motion - Prot Order	MP	2	2	2	2	-
Other	OT	1	1	1	1	-
Protective Order	PC	0	1	1	1	-
Remand Support	RS	1	1	1	1	-
Show Cause	SC	12	25	25	3	22
Civil Support	VS	18	31	31	17	14
Adult Total		61	129	129	42	87
<u>Juvenile</u>						
Child in Need of Services	CS	0	2	2	1	1
Custody Visitation	CV	31	65	65	38	27
Felony	DF	3	9	9	0	9
Misdemeanor	DM	18	78	78	11	67
Show Cause	SC	1	1	1	0	1
Status	ST	1	12	12	3	9
Traffic	T	23	30	33	17	16
Juvenile Total		77	197	200	70	130
Botetourt Totals		138	326	329	112	217

Calendared Filings					
	M	T	W	R	F
Week 1					
Week 2					
Week 3					
Week 4					
Week 5					



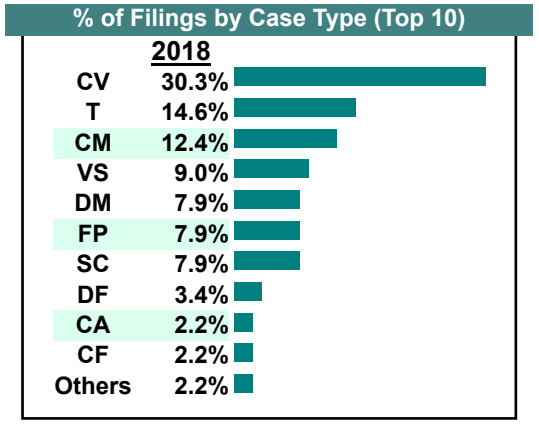
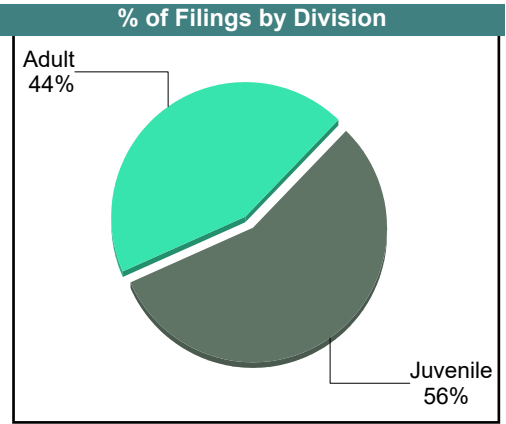

CASELOAD STATISTICS OF THE JUVENILE & DOMESTIC RELATIONS COURTS

February 2018

Botetourt

District: 25

		<u>Filings</u>	<u>Hearings</u>	<u>Transactions</u>	<u>Concluded</u>	<u>Cont</u>
Adult						
Capias	CA	2	5	5	1	4
Felony	CF	2	7	7	3	4
Misdemeanor	CM	11	42	42	14	28
Family Abuse - Prot Order	FP	7	18	18	9	9
Motion - Prot Order	MP	1	2	2	1	1
Protective Order	PC	1	1	1	0	1
Show Cause	SC	7	31	31	16	15
Civil Support	VS	8	19	19	14	5
Adult Total		39	125	125	58	67
Juvenile						
Child in Need of Services	CS	0	1	1	0	1
Custody Visitation	CV	27	55	55	31	24
Felony	DF	3	32	32	9	23
Misdemeanor	DM	7	37	37	17	20
Status	ST	0	9	9	3	6
Traffic	T	13	27	27	7	20
Truancy	TR	0	1	1	0	1
Juvenile Total		50	162	162	67	95
Botetourt Totals		89	287	287	125	162



CASELOAD STATISTICS OF THE JUVENILE & DOMESTIC RELATIONS COURTS

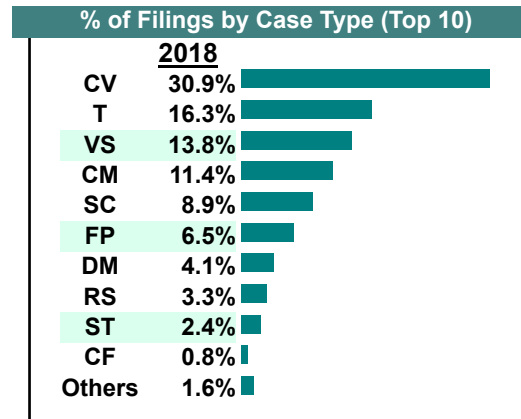
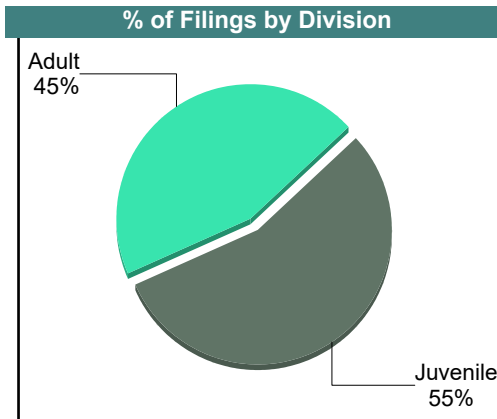
January 2018

Botetourt

District: 25

		<u>Filings</u>	<u>Hearings</u>	<u>Transactions</u>	<u>Concluded</u>	<u>Cont</u>
Adult						
Capias	CA	0	1	1	0	1
Felony	CF	1	5	5	1	4
Misdemeanor	CM	14	51	51	18	33
Family Abuse - Prot Order	FP	8	15	15	7	8
Other	OT	1	1	1	1	-
Remand Support	RS	4	5	5	5	-
Show Cause	SC	10	21	21	6	15
Civil Support	VS	17	30	30	14	16
Adult Total		55	129	129	52	77
Juvenile						
Child in Need of Services	CS	0	2	2	1	1
Custody Visitation	CV	38	59	59	29	30
Felony	DF	1	8	8	2	6
Misdemeanor	DM	5	56	56	13	43
Show Cause	SC	1	1	1	1	-
Status	ST	3	12	12	1	11
Traffic	T	20	27	30	10	20
Juvenile Total		68	165	168	57	111
Botetourt Totals		123	294	297	109	188

	M	T	W	R	F
Week 1					
Week 2					
Week 3					
Week 4					
Week 5					



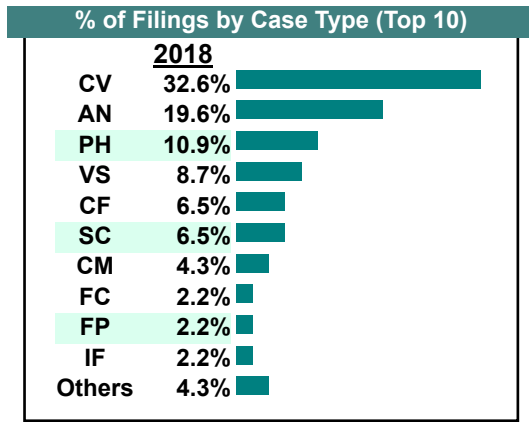
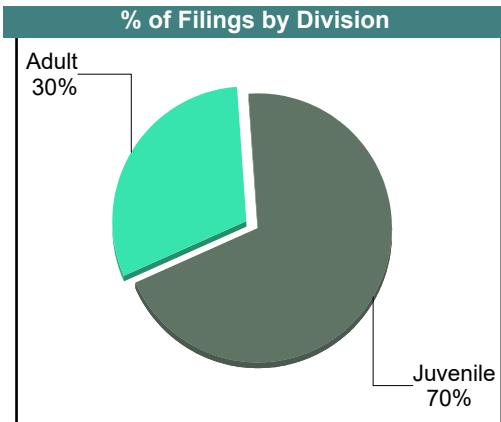

CASELOAD STATISTICS OF THE JUVENILE & DOMESTIC RELATIONS COURTS

Buena Vista

District: 25

December 2018

		<u>Filings</u>	<u>Hearings</u>	<u>Transactions</u>	<u>Concluded</u>	<u>Cont</u>
Adult						
Felony	CF	3	3	3	0	3
Misdemeanor	CM	2	6	6	2	4
Family Abuse - Prot Order	FP	1	3	3	2	1
Other	OT	1	1	1	1	-
Show Cause	SC	3	6	6	0	6
Civil Support	VS	4	5	5	1	4
Adult Total		14	24	24	6	18
Juvenile						
Abuse or Neglect	AN	9	22	22	4	18
Child in Need of Services	CS	0	2	2	2	-
Custody Visitation	CV	15	18	18	11	7
Felony	DF	0	18	18	0	18
Misdemeanor	DM	0	31	31	1	30
Foster Care Review	FC	1	1	1	1	-
Initial Foster Care	IF	1	1	1	1	-
Permanency	PH	5	5	5	5	-
Show Cause	SC	0	1	1	0	1
Status	ST	0	4	4	1	3
Traffic	T	1	2	2	0	2
Juvenile Total		32	105	105	26	79
Buena Vista Totals		46	129	129	32	97



CASELOAD STATISTICS OF THE JUVENILE & DOMESTIC RELATIONS COURTS


Buena Vista

District: 25

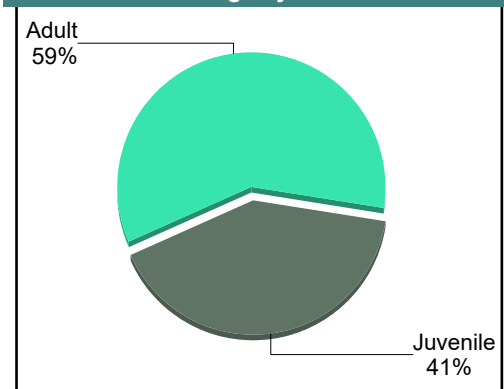
November 2018

		<u>Filings</u>	<u>Hearings</u>	<u>Transactions</u>	<u>Concluded</u>	<u>Cont</u>
<u>Adult</u>						
Capias	CA	4	5	5	2	3
Felony	CF	2	3	3	2	1
Misdemeanor	CM	3	9	9	3	6
Family Abuse - Prot Order	FP	3	6	6	3	3
Show Cause	SC	8	20	20	8	12
Civil Support	VS	6	11	11	7	4
Adult Total		26	54	54	25	29
<u>Juvenile</u>						
Abuse or Neglect	AN	0	7	7	1	6
Custody Visitation	CV	8	18	18	11	7
Felony	DF	0	4	4	0	4
Misdemeanor	DM	2	12	12	2	10
Foster Care Review	FC	3	3	3	3	-
Motion - Prot Order	MP	1	1	1	1	-
Permanency	PH	2	2	2	2	-
Truancy	TR	2	2	2	1	1
Juvenile Total		18	49	49	21	28
Buena Vista Totals		44	103	103	46	57

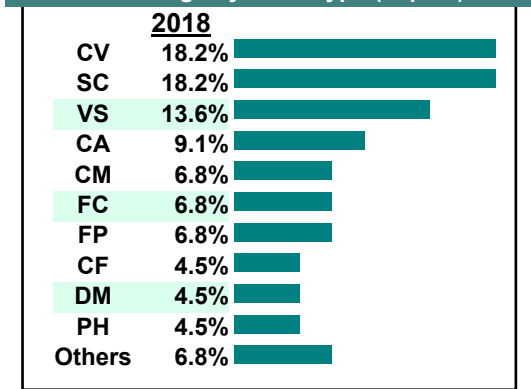
Calendared Filings



% of Filings by Division



% of Filings by Case Type (Top 10)



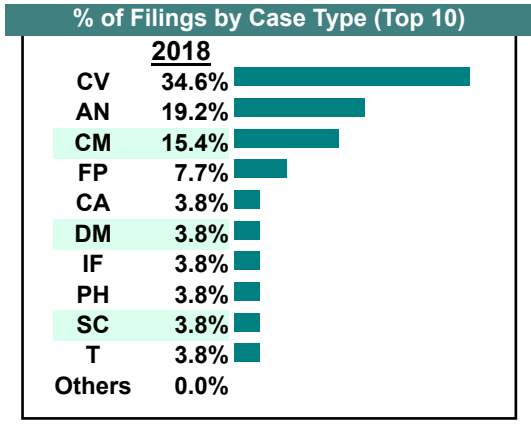
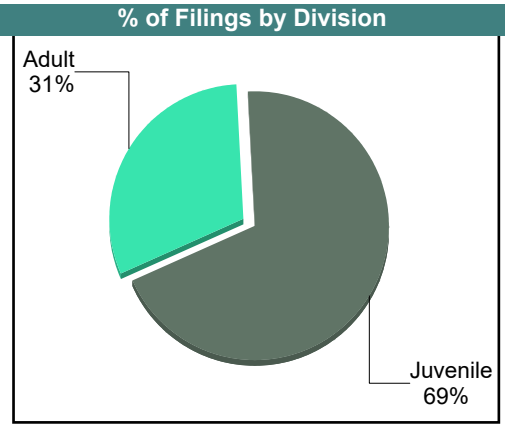

CASELOAD STATISTICS OF THE JUVENILE & DOMESTIC RELATIONS COURTS

Buena Vista

District: 25

October 2018

		<u>Filings</u>	<u>Hearings</u>	<u>Transactions</u>	<u>Concluded</u>	<u>Cont</u>
Adult						
Capias	CA	1	1	1	0	1
Felony	CF	0	5	5	4	1
Misdemeanor	CM	4	20	20	10	10
Family Abuse - Prot Order	FP	2	4	4	1	3
Show Cause	SC	1	5	5	3	2
Civil Support	VS	0	3	3	3	-
Adult Total		8	38	38	21	17
Juvenile						
Abuse or Neglect	AN	5	13	13	3	10
Child in Need of Services	CS	0	2	2	0	2
Custody Visitation	CV	9	26	26	10	16
Felony	DF	0	7	7	0	7
Misdemeanor	DM	1	21	21	3	18
Initial Foster Care	IF	1	1	1	1	-
Permanency	PH	1	1	1	1	-
Status	ST	0	10	10	7	3
Traffic	T	1	1	2	1	1
Juvenile Total		18	82	83	26	57
Buena Vista Totals		26	120	121	47	74



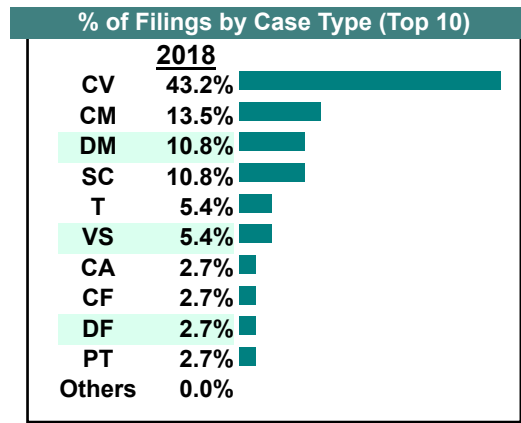
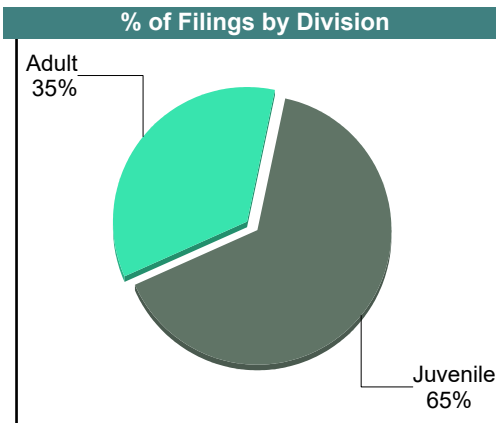
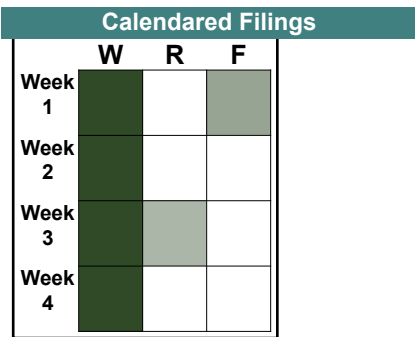
CASELOAD STATISTICS OF THE JUVENILE & DOMESTIC RELATIONS COURTS

September 2018

Buena Vista

District: 25

		<u>Filings</u>	<u>Hearings</u>	<u>Transactions</u>	<u>Concluded</u>	<u>Cont</u>
<u>Adult</u>						
Capias	CA	1	3	3	2	1
Felony	CF	1	2	2	0	2
Misdemeanor	CM	5	17	17	8	9
Show Cause	SC	4	15	15	5	10
Civil Support	VS	2	10	10	3	7
Adult Total		13	47	47	18	29
<u>Juvenile</u>						
Abuse or Neglect	AN	0	3	3	0	3
Child in Need of Services	CS	0	3	3	0	3
Custody Visitation	CV	16	28	28	12	16
Felony	DF	1	7	7	0	7
Misdemeanor	DM	4	22	22	7	15
Petition	PT	1	2	2	1	1
Status	ST	0	5	5	0	5
Traffic	T	2	2	2	0	2
Juvenile Total		24	72	72	20	52
Buena Vista Totals		37	119	119	38	81



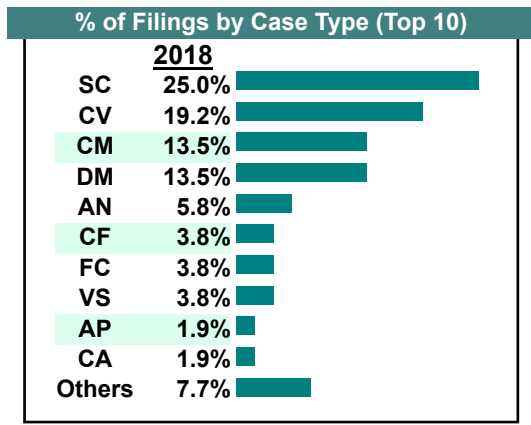
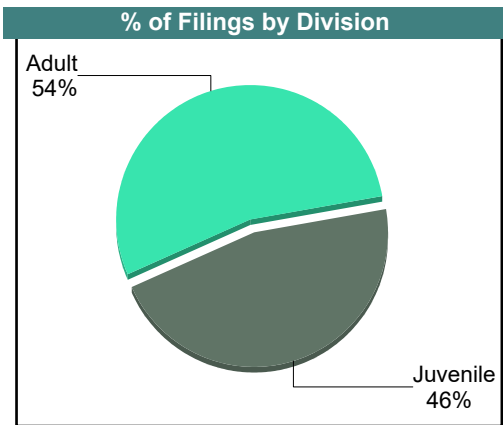

CASELOAD STATISTICS OF THE JUVENILE & DOMESTIC RELATIONS COURTS

Buena Vista

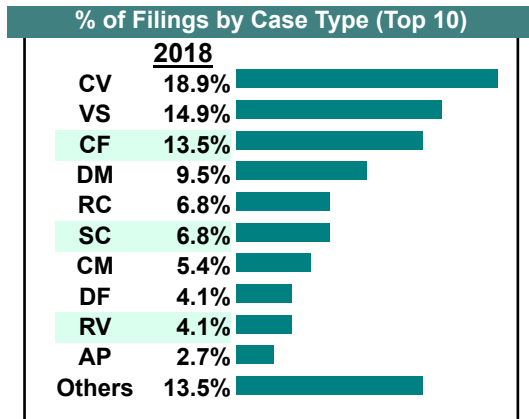
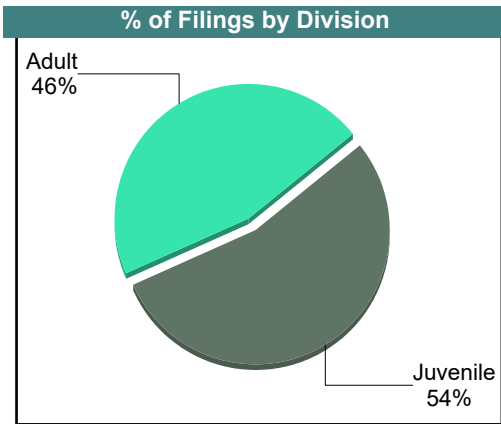
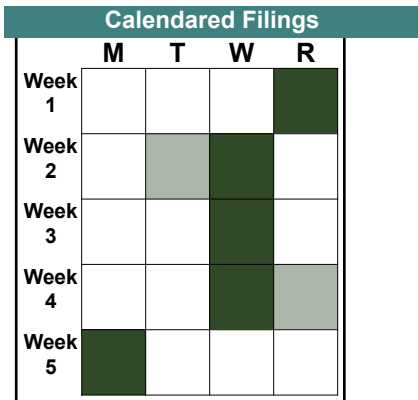
District: 25

August 2018

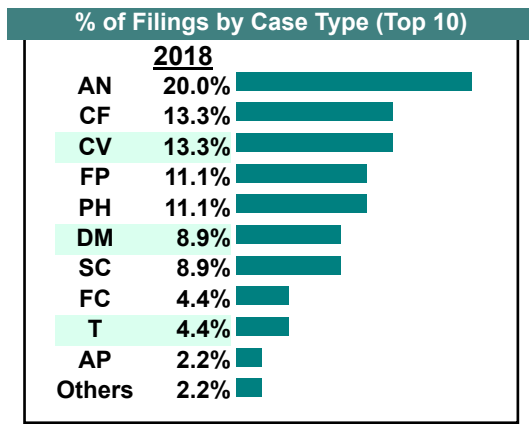
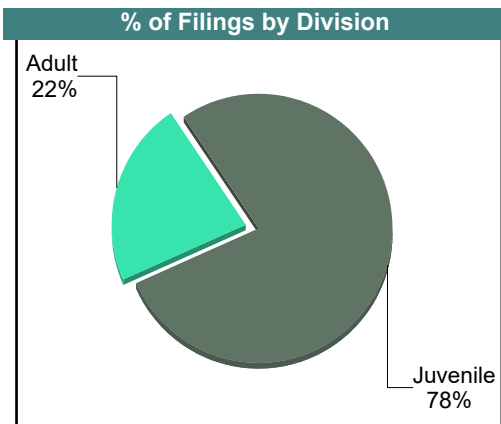
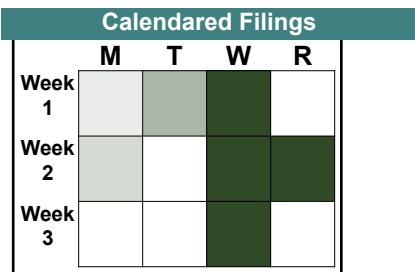
		<u>Filings</u>	<u>Hearings</u>	<u>Transactions</u>	<u>Concluded</u>	<u>Cont</u>
<u>Adult</u>						
Non-Family Abuse Prot Order	AP	1	3	3	2	1
Capias	CA	1	1	1	0	1
Felony	CF	2	25	25	14	11
Misdemeanor	CM	7	17	17	3	14
Motion - Prot Order	MP	1	1	1	1	-
Other	OT	1	1	1	1	-
Show Cause	SC	13	19	19	5	14
Civil Support	VS	2	4	4	3	1
Adult Total		28	71	71	29	42
<u>Juvenile</u>						
Abuse or Neglect	AN	3	10	10	4	6
Child in Need of Services	CS	0	1	1	0	1
Custody Visitation	CV	10	23	23	13	10
Felony	DF	0	9	9	2	7
Misdemeanor	DM	7	30	30	9	21
Foster Care Review	FC	2	2	2	2	-
Initial Foster Care	IF	1	1	1	1	-
Permanency	PH	1	1	1	1	-
Show Cause	SC	0	2	2	2	-
Status	ST	0	7	7	2	5
Traffic	T	0	2	2	2	-
Juvenile Total		24	88	88	38	50
Buena Vista Totals		52	159	159	67	92



		Filings	Hearings	Transactions	Concluded	Cont
Adult						
Non-Family Abuse Prot Order	AP	1	1	1	0	1
Capias	CA	1	1	1	0	1
Felony	CF	10	20	20	3	17
Misdemeanor	CM	4	8	8	0	8
Family Abuse - Prot Order	FP	1	2	2	1	1
Remand Support	RS	1	1	1	1	-
Show Cause	SC	5	12	12	3	9
Civil Support	VS	11	21	21	11	10
Adult Total		34	66	66	19	47
Juvenile						
Abuse or Neglect	AN	0	12	12	4	8
Non-Family Abuse Prot Order	AP	1	2	2	1	1
Child in Need of Services	CS	2	2	2	2	-
Custody Visitation	CV	14	29	29	17	12
Felony	DF	3	7	7	0	7
Misdemeanor	DM	7	21	21	3	18
Foster Care Review	FC	1	1	1	1	-
Initial Foster Care	IF	2	2	2	2	-
Remand Custody	RC	5	5	5	5	-
Remand Visitation	RV	3	3	3	3	-
Show Cause	SC	0	5	5	0	5
Status	ST	1	9	9	1	8
Traffic	T	1	6	6	3	3
Juvenile Total		40	104	104	42	62
Buena Vista Totals		74	170	170	61	109



		<u>Filings</u>	<u>Hearings</u>	<u>Transactions</u>	<u>Concluded</u>	<u>Cont</u>
Adult						
Non-Family Abuse Prot Order	AP	1	2	2	1	1
Felony	CF	6	6	6	0	6
Misdemeanor	CM	1	5	5	1	4
Family Abuse - Prot Order	FP	1	1	1	1	-
Show Cause	SC	1	3	3	1	2
Civil Support	VS	0	3	3	1	2
Adult Total		10	20	20	5	15
Juvenile						
Abuse or Neglect	AN	9	18	18	1	17
Child in Need of Services	CS	0	1	1	1	-
Custody Visitation	CV	6	15	15	7	8
Felony	DF	0	1	1	0	1
Misdemeanor	DM	4	9	9	1	8
Foster Care Review	FC	2	2	2	2	-
Family Abuse - Prot Order	FP	4	4	4	4	-
Permanency	PH	5	5	5	5	-
Show Cause	SC	3	3	3	0	3
Status	ST	0	4	4	2	2
Traffic	T	2	5	5	3	2
Juvenile Total		35	67	67	26	41
Buena Vista Totals		45	87	87	31	56



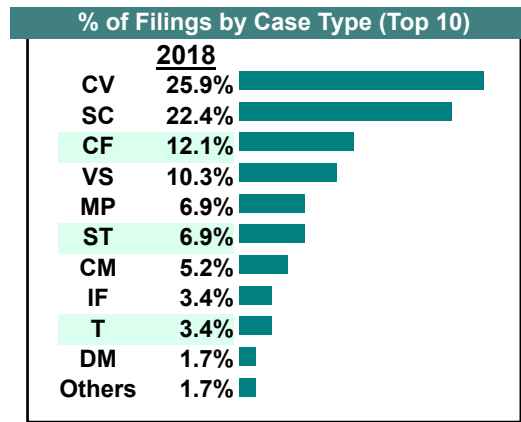
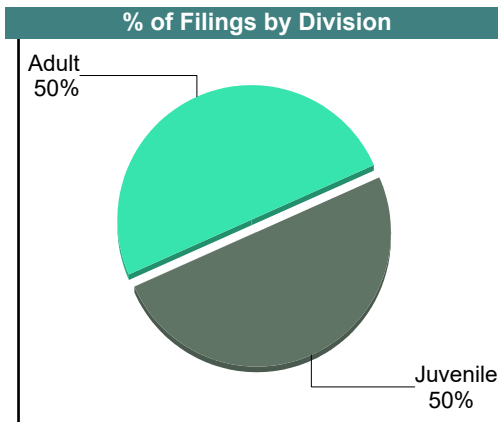
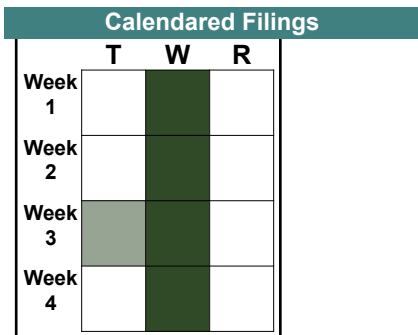
CASELOAD STATISTICS OF THE JUVENILE & DOMESTIC RELATIONS COURTS

May 2018

Buena Vista

District: 25

		<u>Filings</u>	<u>Hearings</u>	<u>Transactions</u>	<u>Concluded</u>	<u>Cont</u>
Adult						
Capias	CA	0	1	1	0	1
Felony	CF	7	9	9	2	7
Misdemeanor	CM	3	14	14	5	9
Family Abuse - Prot Order	FP	0	4	4	3	1
Show Cause	SC	13	31	31	15	16
Civil Support	VS	6	17	17	8	9
Adult Total		29	76	76	33	43
Juvenile						
Abuse or Neglect	AN	0	8	8	5	3
Child in Need of Services	CS	0	1	1	0	1
Custody Visitation	CV	15	32	32	15	17
Felony	DF	0	3	3	0	3
Misdemeanor	DM	1	11	11	1	10
Initial Foster Care	IF	2	2	2	2	-
Motion - Prot Order	MP	4	4	4	4	-
Petition	PT	1	1	1	1	-
Status	ST	4	16	16	6	10
Traffic	T	2	2	2	0	2
Juvenile Total		29	80	80	34	46
Buena Vista Totals		58	156	156	67	89

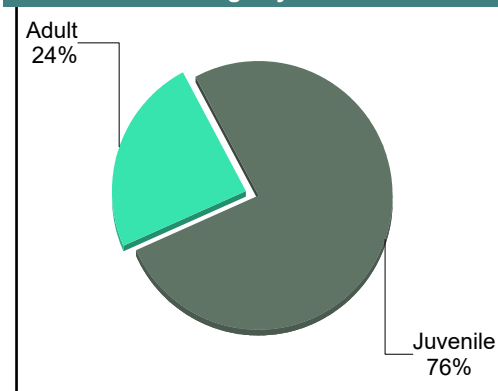


		<u>Filings</u>	<u>Hearings</u>	<u>Transactions</u>	<u>Concluded</u>	<u>Cont</u>
Adult						
Capias	CA	1	1	1	0	1
Felony	CF	2	4	4	2	2
Misdemeanor	CM	1	12	12	8	4
Family Abuse - Prot Order	FP	3	5	5	2	3
Show Cause	SC	3	7	7	2	5
Civil Support	VS	2	7	7	3	4
Adult Total		12	36	36	17	19
Juvenile						
Abuse or Neglect	AN	5	16	16	6	10
Child in Need of Services	CS	0	1	1	0	1
Custody Visitation	CV	18	30	30	13	17
Felony	DF	0	6	6	0	6
Misdemeanor	DM	0	7	7	1	6
Initial Foster Care	IF	1	1	1	1	-
Motion - Prot Order	MP	4	4	4	4	-
Permanency	PH	1	1	1	1	-
Petition	PT	1	1	1	1	-
Show Cause	SC	0	2	2	2	-
Status	ST	6	17	17	2	15
Traffic	T	2	2	2	2	-
Juvenile Total		38	88	88	33	55
Buena Vista Totals		50	124	124	50	74

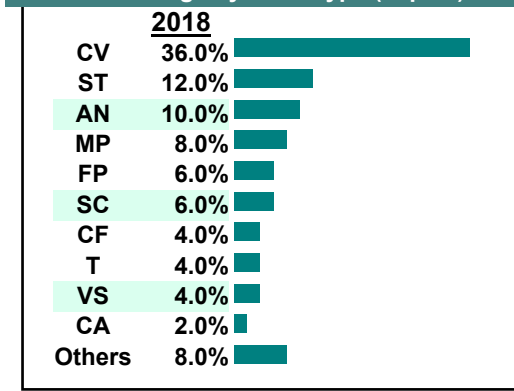
Calendared Filings

	W	R
Week 1	█	█
Week 2	█	█
Week 3	█	█
Week 4	█	█

% of Filings by Division



% of Filings by Case Type (Top 10)



CASELOAD STATISTICS OF THE JUVENILE & DOMESTIC RELATIONS COURTS

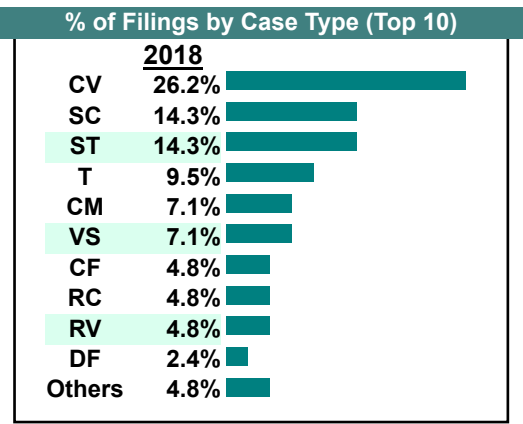
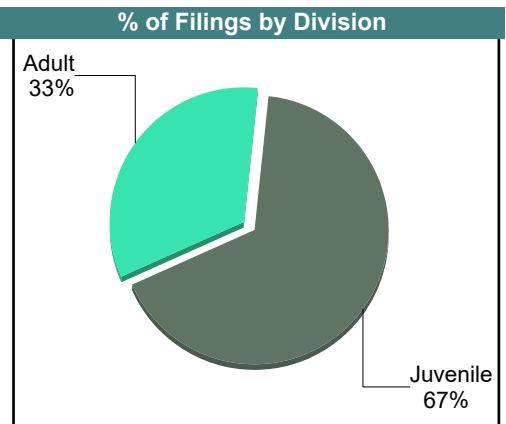
Buena Vista

District: 25

March 2018

		<u>Filings</u>	<u>Hearings</u>	<u>Transactions</u>	<u>Concluded</u>	<u>Cont</u>
<u>Adult</u>						
Felony	CF	2	9	9	3	6
Misdemeanor	CM	3	23	23	11	12
Family Abuse - Prot Order	FP	1	3	3	1	2
Other	OT	0	1	1	1	-
Show Cause	SC	5	12	12	2	10
Civil Support	VS	3	13	13	3	10
Adult Total		14	61	61	21	40
<u>Juvenile</u>						
Abuse or Neglect	AN	0	2	2	0	2
Child in Need of Services	CS	0	2	2	1	1
Custody Visitation	CV	11	29	29	20	9
Felony	DF	1	5	5	0	5
Misdemeanor	DM	1	5	5	1	4
Remand Custody	RC	2	2	2	2	-
Remand Visitation	RV	2	2	2	2	-
Show Cause	SC	1	3	3	0	3
Status	ST	6	18	18	6	12
Traffic	T	4	7	7	6	1
Juvenile Total		28	75	75	38	37
Buena Vista Totals		42	136	136	59	77

Calendared Filings				
	M	T	W	R
Week 1				
Week 2				
Week 3				



CASELOAD STATISTICS OF THE JUVENILE & DOMESTIC RELATIONS COURTS

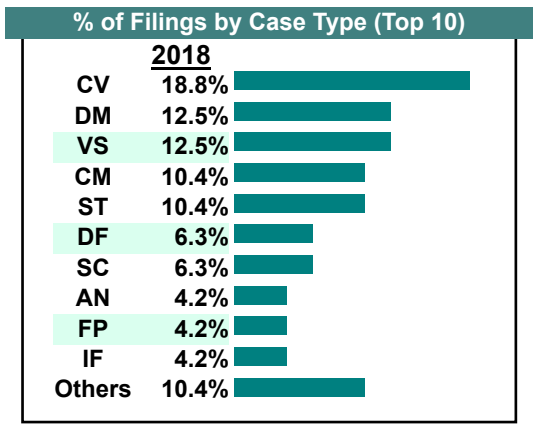
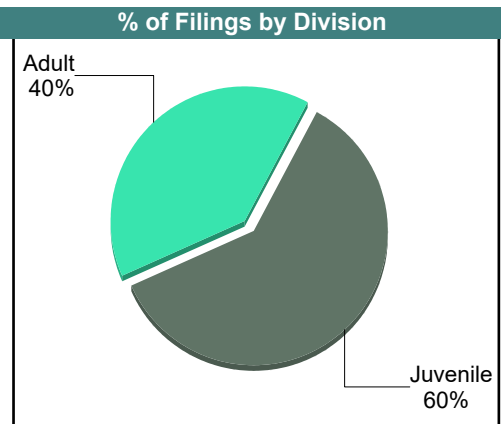
Buena Vista

District: 25

February 2018

		<u>Filings</u>	<u>Hearings</u>	<u>Transactions</u>	<u>Concluded</u>	<u>Cont</u>
Adult						
Felony	CF	1	1	1	0	1
Misdemeanor	CM	5	10	10	3	7
Family Abuse - Prot Order	FP	2	5	5	1	4
Motion - Prot Order	MP	2	2	2	2	-
Other	OT	1	1	1	0	1
Show Cause	SC	2	8	8	2	6
Civil Support	VS	6	7	7	5	2
Adult Total		19	34	34	13	21
Juvenile						
Abuse or Neglect	AN	2	6	6	2	4
Child in Need of Services	CS	0	1	1	0	1
Custody Visitation	CV	9	23	23	14	9
Felony	DF	3	15	15	2	13
Misdemeanor	DM	6	19	19	5	14
Initial Foster Care	IF	2	2	2	2	-
Permanency	PH	1	1	1	1	-
Show Cause	SC	1	1	1	0	1
Status	ST	5	8	8	2	6
Juvenile Total		29	76	76	28	48
Buena Vista Totals		48	110	110	41	69

Calendared Filings				
	M	T	W	R
Week 1				
Week 2				
Week 3				
Week 4				
Week 5				



CASELOAD STATISTICS OF THE JUVENILE & DOMESTIC RELATIONS COURTS

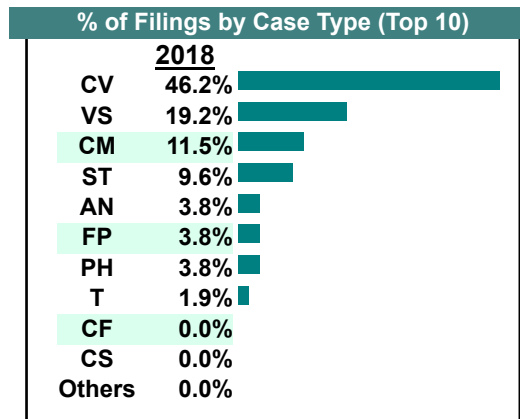
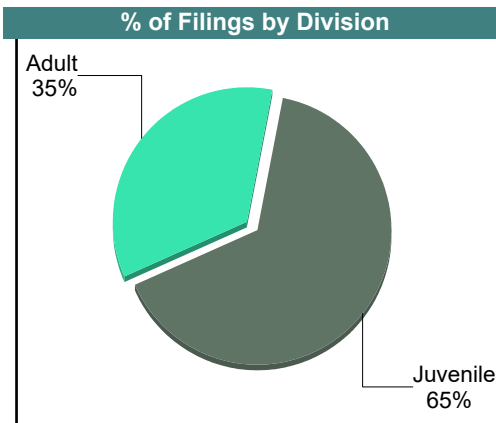
January 2018

Buena Vista

District: 25

		<u>Filings</u>	<u>Hearings</u>	<u>Transactions</u>	<u>Concluded</u>	<u>Cont</u>
Adult						
Felony	CF	0	8	8	2	6
Misdemeanor	CM	6	22	22	9	13
Family Abuse - Prot Order	FP	2	4	4	2	2
Show Cause	SC	0	8	8	4	4
Civil Support	VS	10	19	19	10	9
Adult Total		18	61	61	27	34
Juvenile						
Abuse or Neglect	AN	2	6	6	0	6
Child in Need of Services	CS	0	4	4	1	3
Custody Visitation	CV	24	47	47	25	22
Felony	DF	0	2	2	0	2
Misdemeanor	DM	0	10	10	3	7
Permanency	PH	2	2	2	2	-
Status	ST	5	10	10	2	8
Traffic	T	1	2	2	0	2
Juvenile Total		34	83	83	33	50
Buena Vista Totals		52	144	144	60	84

Calendared Filings		
	W	R
Week 1		
Week 2		
Week 3		
Week 4		
Week 5		

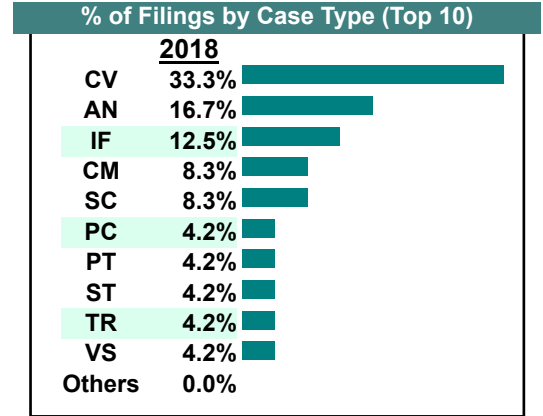
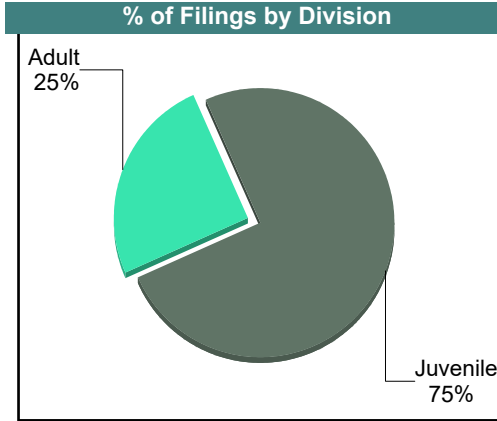
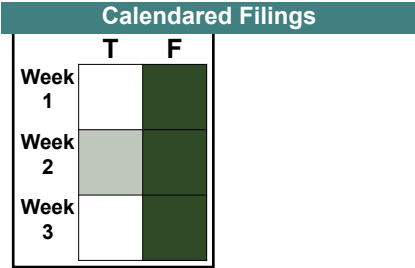


CASELOAD STATISTICS OF THE JUVENILE & DOMESTIC RELATIONS COURTS

December 2018

Craig
District: 25

		<u>Filings</u>	<u>Hearings</u>	<u>Transactions</u>	<u>Concluded</u>	<u>Cont</u>
<u>Adult</u>						
Misdemeanor	CM	2	6	6	2	4
Protective Order	PC	1	1	1	1	-
Show Cause	SC	2	3	3	0	3
Civil Support	VS	1	1	1	0	1
Adult Total		6	11	11	3	8
<u>Juvenile</u>						
Abuse or Neglect	AN	4	9	9	3	6
Custody Visitation	CV	8	12	12	12	-
Felony	DF	0	2	2	0	2
Misdemeanor	DM	0	8	8	0	8
Initial Foster Care	IF	3	3	3	3	-
Petition	PT	1	1	1	0	1
Status	ST	1	1	1	0	1
Truancy	TR	1	1	1	1	-
Juvenile Total		18	37	37	19	18
Craig Totals		24	48	48	22	26



CASELOAD STATISTICS OF THE JUVENILE & DOMESTIC RELATIONS COURTS

November 2018

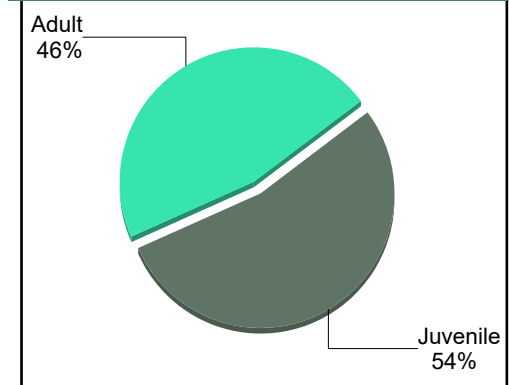
Craig
District: 25

		<u>Filings</u>	<u>Hearings</u>	<u>Transactions</u>	<u>Concluded</u>	<u>Cont</u>
Adult						
Capias	CA	1	1	1	0	1
Felony	CF	0	2	2	1	1
Misdemeanor	CM	2	9	9	2	7
Family Abuse - Prot Order	FP	1	1	1	0	1
Show Cause	SC	5	14	14	3	11
Civil Support	VS	4	12	12	5	7
Adult Total		13	39	39	11	28
Juvenile						
Abuse or Neglect	AN	1	5	5	0	5
Child in Need of Services	CS	0	1	1	0	1
Custody Visitation	CV	7	14	14	1	13
Felony	DF	1	2	2	0	2
Misdemeanor	DM	0	2	2	2	-
Foster Care Review	FC	2	2	2	2	-
Permanency	PH	1	1	1	1	-
Remand Custody	RC	2	2	2	2	-
Remand Visitation	RV	1	1	1	1	-
Status	ST	0	2	2	1	1
Truancy	TR	0	5	5	2	3
Juvenile Total		15	37	37	12	25
Craig Totals		28	76	76	23	53

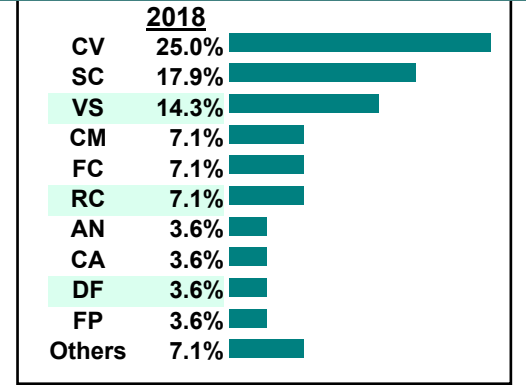
Calendared Filings

	T	W	R	F
Week 1				
Week 2				
Week 3				
Week 4				
Week 5				

% of Filings by Division



% of Filings by Case Type (Top 10)



CASELOAD STATISTICS OF THE JUVENILE & DOMESTIC RELATIONS COURTS

October 2018

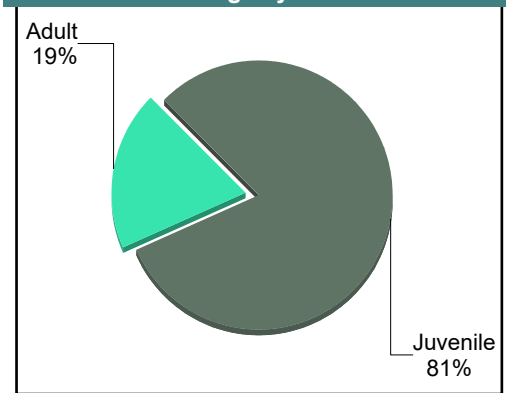
Craig
District: 25

		<u>Filings</u>	<u>Hearings</u>	<u>Transactions</u>	<u>Concluded</u>	<u>Cont</u>
<u>Adult</u>						
Felony	CF	1	1	1	0	1
Misdemeanor	CM	0	7	7	2	5
Motion - Prot Order	MP	1	1	1	1	-
Civil Support	VS	2	2	2	1	1
Adult Total		4	11	11	4	7
<u>Juvenile</u>						
Abuse or Neglect	AN	5	10	10	2	8
Child in Need of Services	CS	0	1	1	0	1
Custody Visitation	CV	12	12	12	12	-
Felony	DF	0	4	4	4	-
Misdemeanor	DM	0	8	8	3	5
Truancy	TR	0	1	1	0	1
Juvenile Total		17	36	36	21	15
Craig Totals		21	47	47	25	22

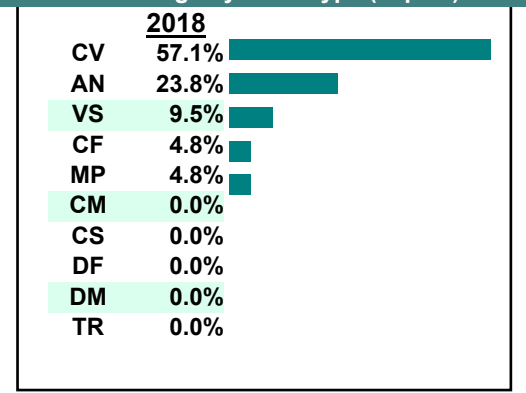
Calendared Filings

	T	F
Week 1		
Week 2		
Week 3		
Week 4		

% of Filings by Division



% of Filings by Case Type (Top 10)



CASELOAD STATISTICS OF THE JUVENILE & DOMESTIC RELATIONS COURTS

September 2018

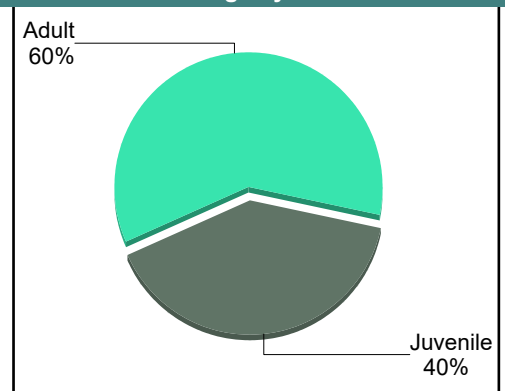
Craig
District: 25

		<u>Filings</u>	<u>Hearings</u>	<u>Transactions</u>	<u>Concluded</u>	<u>Cont</u>
Adult						
Non-Family Abuse Prot Order	AP	2	4	4	2	2
Felony	CF	0	2	2	2	-
Misdemeanor	CM	3	9	9	1	8
Motion - Prot Order	MP	2	2	2	2	-
Show Cause	SC	4	7	7	4	3
Civil Support	VS	4	11	11	6	5
Adult Total		15	35	35	17	18
Juvenile						
Custody Visitation	CV	7	8	8	1	7
Felony	DF	0	17	17	1	16
Misdemeanor	DM	2	6	6	1	5
Petition	PT	0	1	1	1	-
Traffic	T	1	1	1	0	1
Juvenile Total		10	33	33	4	29
Craig Totals		25	68	68	21	47

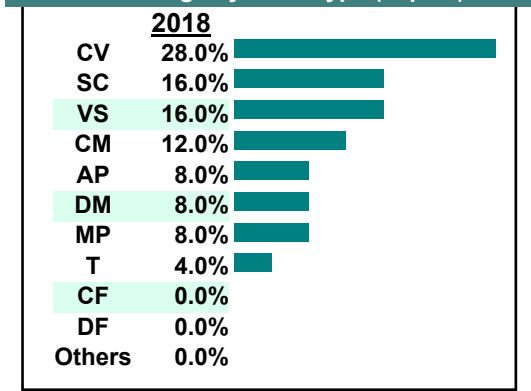
Calendared Filings

	W	F
Week 1		
Week 2		
Week 3		
Week 4		

% of Filings by Division



% of Filings by Case Type (Top 10)



CASELOAD STATISTICS OF THE JUVENILE & DOMESTIC RELATIONS COURTS

August 2018

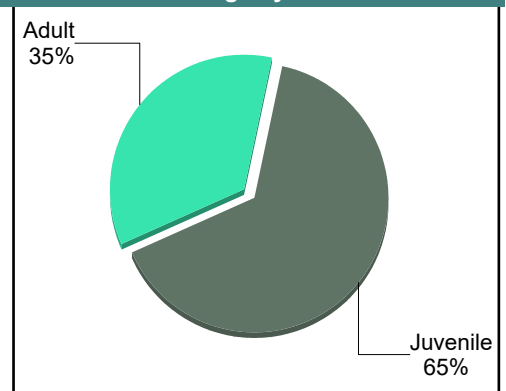
Craig
District: 25

		<u>Filings</u>	<u>Hearings</u>	<u>Transactions</u>	<u>Concluded</u>	<u>Cont</u>
<u>Adult</u>						
Misdemeanor	CM	5	8	8	2	6
Remand Support	RS	1	1	1	1	-
Show Cause	SC	1	2	2	0	2
Adult Total		7	11	11	3	8
<u>Juvenile</u>						
Custody Visitation	CV	4	6	6	5	1
Misdemeanor	DM	1	5	5	0	5
Entrustment	ET	2	2	2	2	-
Initial Foster Care	IF	2	2	2	2	-
Remand Custody	RC	1	1	1	1	-
Remand Visitation	RV	1	1	1	1	-
Traffic	T	1	1	1	1	-
Truancy	TR	1	4	4	1	3
Juvenile Total		13	22	22	13	9
Craig Totals		20	33	33	16	17

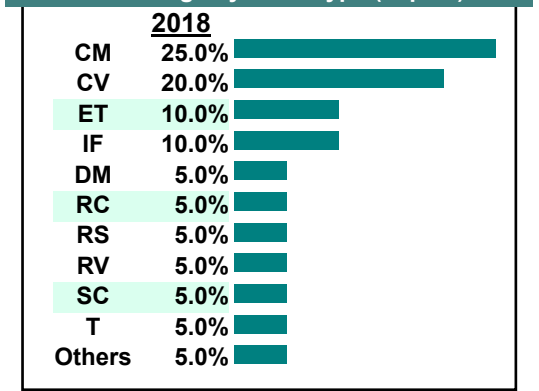
Calendared Filings

	M	T	F
Week 1			
Week 2			
Week 3			
Week 4			

% of Filings by Division



% of Filings by Case Type (Top 10)




CASELOAD STATISTICS OF THE JUVENILE & DOMESTIC RELATIONS COURTS

July 2018

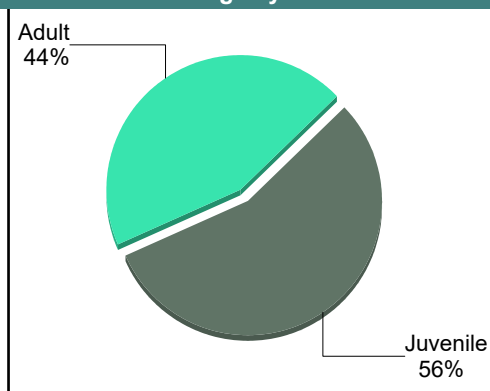
Craig
District: 25

		<u>Filings</u>	<u>Hearings</u>	<u>Transactions</u>	<u>Concluded</u>	<u>Cont</u>
<u>Adult</u>						
Non-Family Abuse Prot Order	AP	0	2	2	2	-
Misdemeanor	CM	0	5	5	3	2
Show Cause	SC	1	3	3	1	2
Civil Support	VS	7	10	10	5	5
Adult Total		8	20	20	11	9
<u>Juvenile</u>						
Child in Need of Services	CS	1	3	3	1	2
Custody Visitation	CV	1	3	3	1	2
Misdemeanor	DM	2	5	5	2	3
Entrustment	ET	2	2	2	2	-
Petition	PT	1	1	1	0	1
Traffic	T	1	0	1	1	-
Term Parental Rights	TP	2	4	4	2	2
Truancy	TR	0	2	2	0	2
Juvenile Total		10	20	21	9	12
Craig Totals		18	40	41	20	21

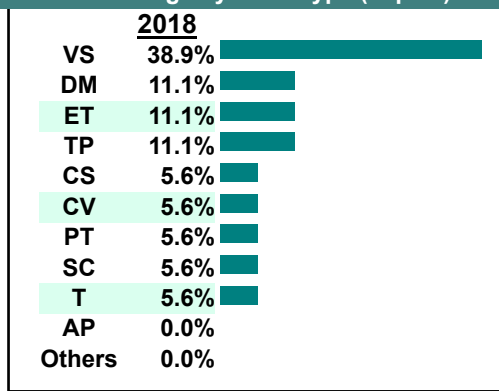
Calendared Filings



% of Filings by Division



% of Filings by Case Type (Top 10)



CASELOAD STATISTICS OF THE JUVENILE & DOMESTIC RELATIONS COURTS

June 2018

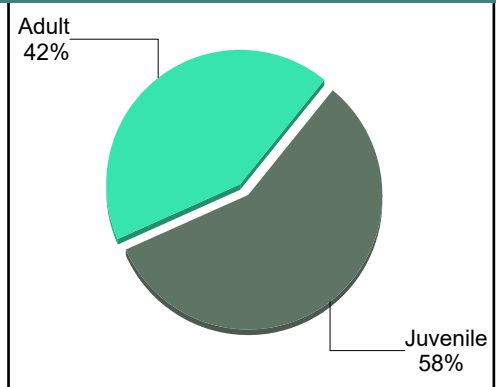
Craig
District: 25

		<u>Filings</u>	<u>Hearings</u>	<u>Transactions</u>	<u>Concluded</u>	<u>Cont</u>
<u>Adult</u>						
Non-Family Abuse Prot Order	AP	2	2	2	0	2
Misdemeanor	CM	5	6	6	0	6
Show Cause	SC	4	4	4	3	1
Civil Support	VS	3	3	3	1	2
Adult Total		14	15	15	4	11
<u>Juvenile</u>						
Custody Visitation	CV	6	15	15	8	7
Felony	DF	0	4	4	0	4
Misdemeanor	DM	7	12	12	7	5
Permanency	PH	1	1	1	1	-
Remand Custody	RC	2	2	2	2	-
Remand Visitation	RV	2	2	2	2	-
Show Cause	SC	1	1	1	1	-
Juvenile Total		19	37	37	21	16
Craig Totals		33	52	52	25	27

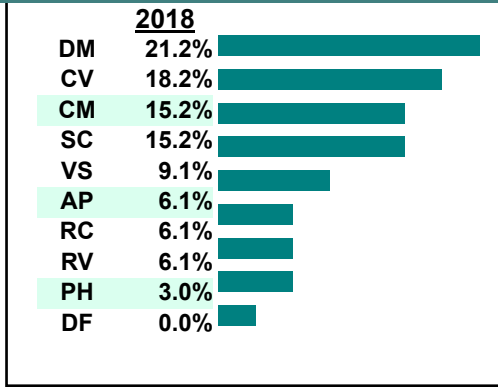
Calendared Filings

	R	F
Week 1		
Week 2		
Week 3		
Week 4		
Week 5		

% of Filings by Division



% of Filings by Case Type (Top 10)



CASELOAD STATISTICS OF THE JUVENILE & DOMESTIC RELATIONS COURTS

May 2018

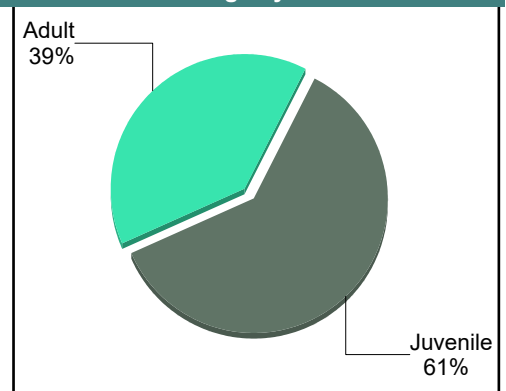
Craig
District: 25

		<u>Filings</u>	<u>Hearings</u>	<u>Transactions</u>	<u>Concluded</u>	<u>Cont</u>
Adult						
Misdemeanor	CM	1	7	7	5	2
Family Abuse - Prot Order	FP	1	3	3	2	1
Remand Support	RS	2	2	2	2	-
Show Cause	SC	4	5	5	3	2
Civil Support	VS	3	8	8	4	4
Adult Total		11	25	25	16	9
Juvenile						
Custody Visitation	CV	2	8	8	4	4
Misdemeanor	DM	2	2	2	0	2
Permanency	PH	1	1	1	1	-
Remand Custody	RC	5	5	5	5	-
Remand Visitation	RV	5	5	5	5	-
Truancy	TR	2	3	3	0	3
Juvenile Total		17	24	24	15	9
Craig Totals		28	49	49	31	18

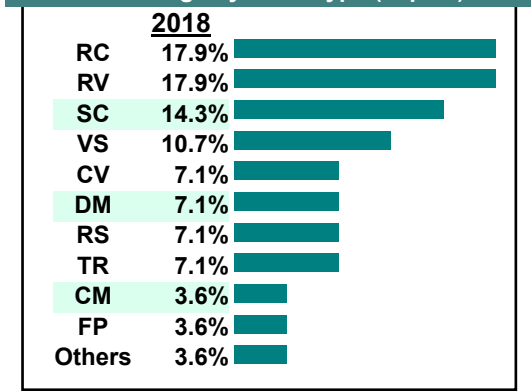
Calendared Filings

	T	R	F
Week 1		■	■
Week 2			■
Week 3	■		■
Week 4			

% of Filings by Division



% of Filings by Case Type (Top 10)

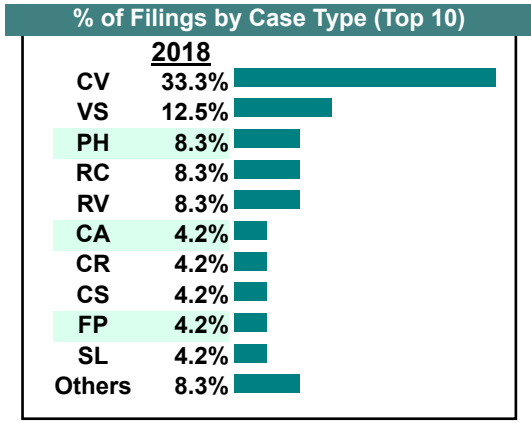
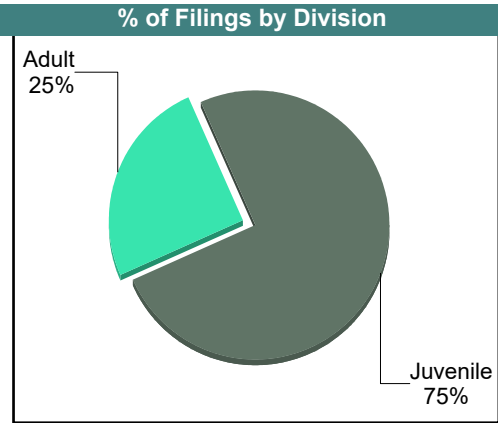
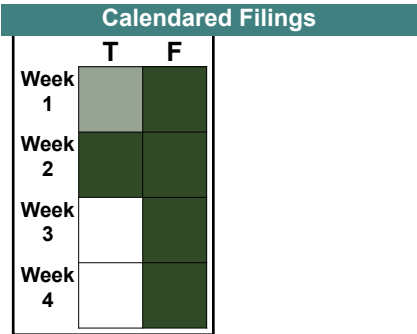


CASELOAD STATISTICS OF THE JUVENILE & DOMESTIC RELATIONS COURTS

April 2018

Craig
District: 25

		<u>Filings</u>	<u>Hearings</u>	<u>Transactions</u>	<u>Concluded</u>	<u>Cont</u>
<u>Adult</u>						
Capias	CA	1	1	1	1	-
Family Abuse - Prot Order	FP	1	1	1	1	-
Show Cause	SC	0	1	1	0	1
SL/Other	SL	1	1	1	1	-
Civil Support	VS	3	4	4	3	1
Adult Total		6	8	8	6	2
<u>Juvenile</u>						
Custody Relief	CR	1	1	1	1	-
Child in Need of Services	CS	1	1	1	0	1
Custody Visitation	CV	8	10	10	5	5
Misdemeanor	DM	0	2	2	0	2
Permanency	PH	2	2	2	2	-
Remand Custody	RC	2	2	2	2	-
Remand Visitation	RV	2	2	2	2	-
Traffic	T	1	0	1	1	-
Truancy	TR	1	1	1	0	1
Juvenile Total		18	21	22	13	9
Craig Totals		24	29	30	19	11



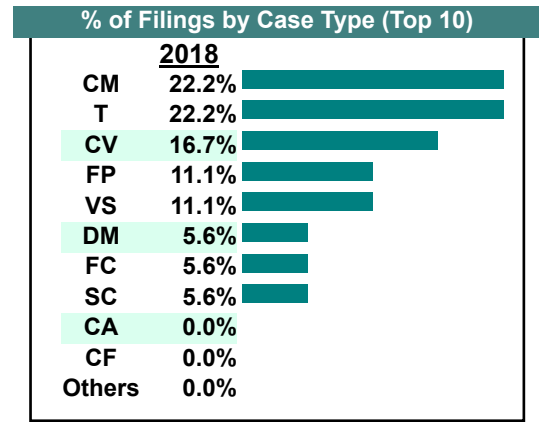
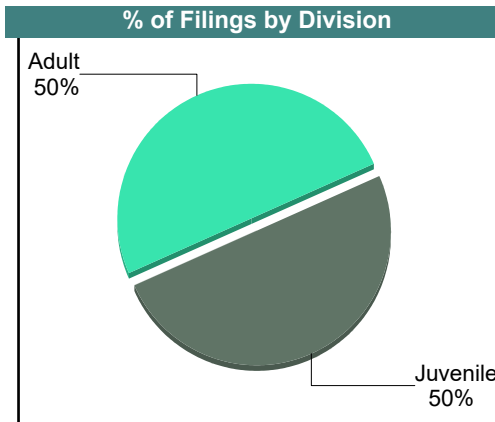
CASELOAD STATISTICS OF THE JUVENILE & DOMESTIC RELATIONS COURTS

March 2018

Craig
District: 25

		<u>Filings</u>	<u>Hearings</u>	<u>Transactions</u>	<u>Concluded</u>	<u>Cont</u>
<u>Adult</u>						
Capias	CA	0	5	5	5	-
Felony	CF	0	1	1	1	-
Misdemeanor	CM	4	13	13	5	8
Family Abuse - Prot Order	FP	2	4	4	2	2
Show Cause	SC	1	8	8	6	2
Civil Support	VS	2	8	8	7	1
Adult Total		9	39	39	26	13
<u>Juvenile</u>						
Custody Visitation	CV	3	7	7	6	1
Felony	DF	0	9	9	0	9
Misdemeanor	DM	1	16	16	5	11
Foster Care Review	FC	1	1	1	1	-
Traffic	T	4	4	4	4	-
Juvenile Total		9	37	37	16	21
Craig Totals		18	76	76	42	34

Calendared Filings				
	M	W	R	F
Week 1			■	■
Week 2				■
Week 3		■		■
Week 4				
Week 5				■



CASELOAD STATISTICS OF THE JUVENILE & DOMESTIC RELATIONS COURTS

February 2018

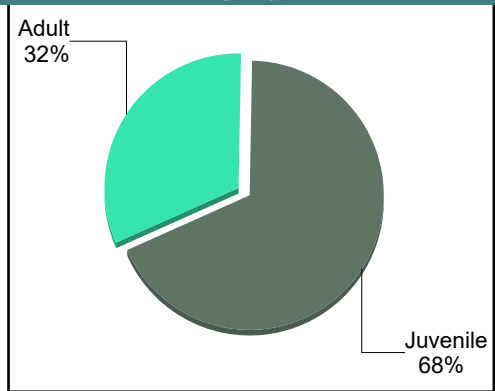
Craig
District: 25

		<u>Filings</u>	<u>Hearings</u>	<u>Transactions</u>	<u>Concluded</u>	<u>Cont</u>
<u>Adult</u>						
Capias	CA	2	4	4	0	4
Felony	CF	1	1	1	0	1
Misdemeanor	CM	0	9	9	0	9
Family Abuse - Prot Order	FP	1	2	2	1	1
Show Cause	SC	1	11	11	3	8
Civil Support	VS	2	6	6	0	6
Adult Total		7	33	33	4	29
<u>Juvenile</u>						
Custody Visitation	CV	13	35	35	14	21
Misdemeanor	DM	0	3	3	0	3
Foster Care Review	FC	1	2	2	2	-
Permanency	PH	1	1	1	1	-
Truancy	TR	0	2	2	1	1
Juvenile Total		15	43	43	18	25
Craig Totals		22	76	76	22	54

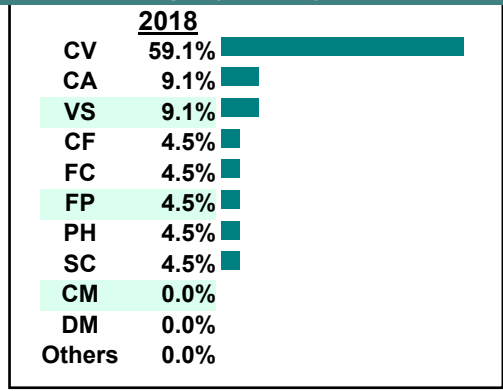
Calendared Filings

	T	R	F
Week 1			■
Week 2	■		
Week 3			■
Week 4		■	■

% of Filings by Division



% of Filings by Case Type (Top 10)

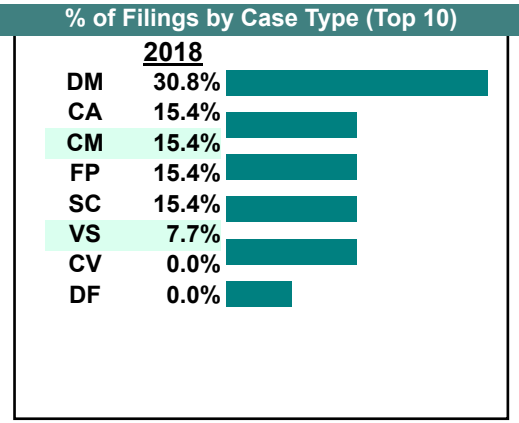
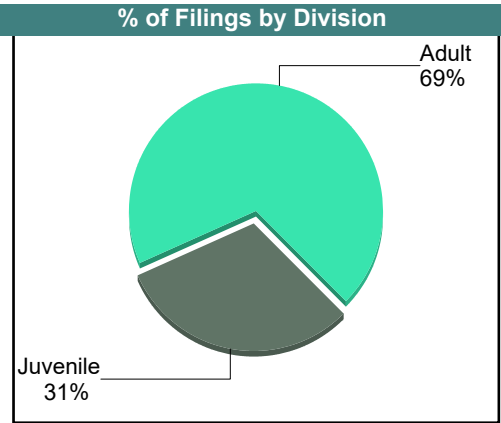
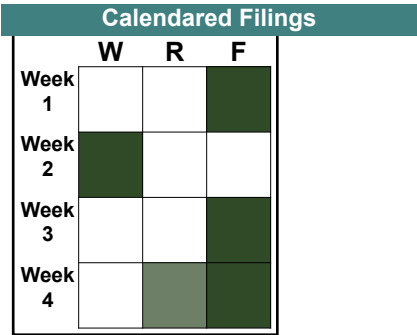


CASELOAD STATISTICS OF THE JUVENILE & DOMESTIC RELATIONS COURTS

January 2018

Craig
District: 25

		<u>Filings</u>	<u>Hearings</u>	<u>Transactions</u>	<u>Concluded</u>	<u>Cont</u>
<u>Adult</u>						
Capias	CA	2	2	2	0	2
Misdemeanor	CM	2	10	10	3	7
Family Abuse - Prot Order	FP	2	4	4	2	2
Show Cause	SC	2	13	13	7	6
Civil Support	VS	1	3	3	1	2
Adult Total		9	32	32	13	19
<u>Juvenile</u>						
Custody Visitation	CV	0	14	14	9	5
Felony	DF	0	4	4	0	4
Misdemeanor	DM	4	12	12	1	11
Juvenile Total		4	30	30	10	20
Craig Totals		13	62	62	23	39



CASELOAD STATISTICS OF THE JUVENILE & DOMESTIC RELATIONS COURTS

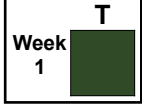
November 2018

Highland

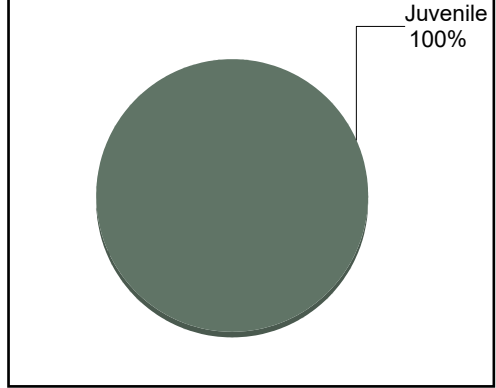
District: 25

		<u>Filings</u>	<u>Hearings</u>	<u>Transactions</u>	<u>Concluded</u>	<u>Cont</u>
<u>Adult</u>						
Show Cause	SC	0	1	1	1	-
Adult Total		0	1	1	1	0
<u>Juvenile</u>						
Felony	DF	0	1	1	0	1
Misdemeanor	DM	1	4	4	2	2
Juvenile Total		1	5	5	2	3
Highland Totals		1	6	6	3	3

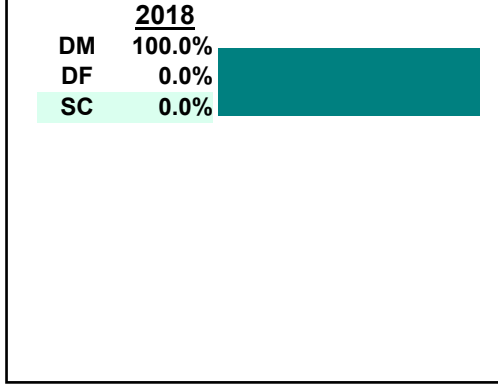
Calendared Filings



% of Filings by Division



% of Filings by Case Type (Top 10)



CASELOAD STATISTICS OF THE JUVENILE & DOMESTIC RELATIONS COURTS

October 2018

Highland

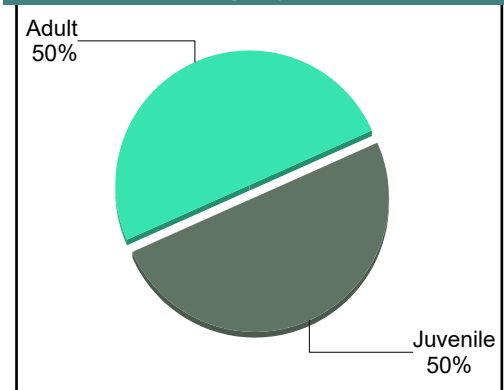
District: 25

		<u>Filings</u>	<u>Hearings</u>	<u>Transactions</u>	<u>Concluded</u>	<u>Cont</u>
<u>Adult</u>						
Felony	CF	1	1	1	1	-
Show Cause	SC	1	1	1	0	1
Adult Total		2	2	2	1	1
<u>Juvenile</u>						
Custody Visitation	CV	2	3	3	3	-
Felony	DF	0	2	2	1	1
Misdemeanor	DM	0	7	7	2	5
Show Cause	SC	0	1	1	1	-
Juvenile Total		2	13	13	7	6
Highland Totals		4	15	15	8	7

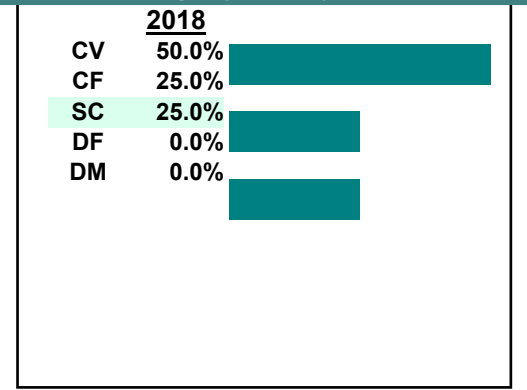
Calendared Filings

	M	T	W
Week 1			
Week 2			
Week 3			

% of Filings by Division



% of Filings by Case Type (Top 10)



CASELOAD STATISTICS OF THE JUVENILE & DOMESTIC RELATIONS COURTS

September 2018

Highland

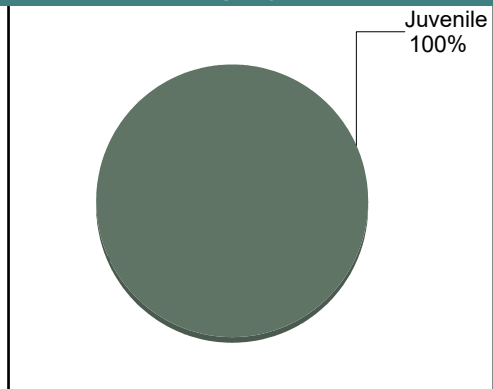
District: 25

		<u>Filings</u>	<u>Hearings</u>	<u>Transactions</u>	<u>Concluded</u>	<u>Cont</u>
Adult						
Civil Support	VS	0	3	3	3	-
Adult Total		0	3	3	3	0
Juvenile						
Custody Visitation	CV	1	1	1	1	-
Felony	DF	0	5	5	1	4
Misdemeanor	DM	0	3	3	0	3
Show Cause	SC	0	2	2	0	2
Juvenile Total		1	11	11	2	9
Highland Totals		1	14	14	5	9

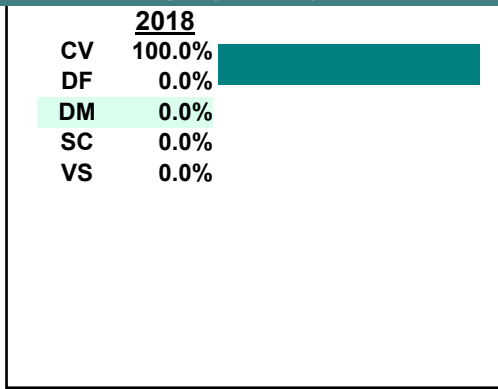
Calendared Filings

	M	T
Week 1		
Week 2		

% of Filings by Division



% of Filings by Case Type (Top 10)



CASELOAD STATISTICS OF THE JUVENILE & DOMESTIC RELATIONS COURTS

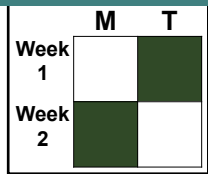
Highland

District: 25

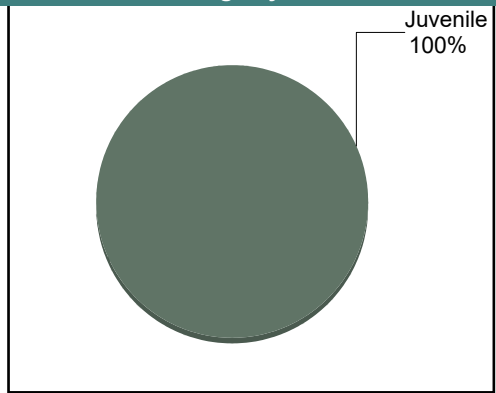
August 2018

		<u>Filings</u>	<u>Hearings</u>	<u>Transactions</u>	<u>Concluded</u>	<u>Cont</u>
<u>Adult</u>						
Felony	CF	0	6	6	6	-
Civil Support	VS	0	6	6	0	6
Adult Total		0	12	12	6	6
<u>Juvenile</u>						
Custody Visitation	CV	15	15	15	15	-
Felony	DF	0	1	1	0	1
Misdemeanor	DM	0	3	3	1	2
Permanency	PH	0	2	2	2	-
Show Cause	SC	0	1	1	0	1
Traffic	T	0	1	1	1	-
Term Parental Rights	TP	4	4	4	4	-
Juvenile Total		19	27	27	23	4
Highland Totals		19	39	39	29	10

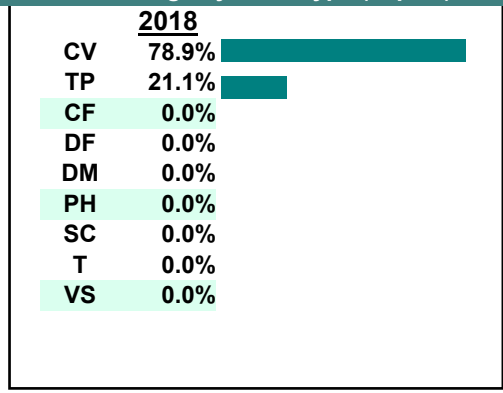
Calendared Filings



% of Filings by Division



% of Filings by Case Type (Top 10)



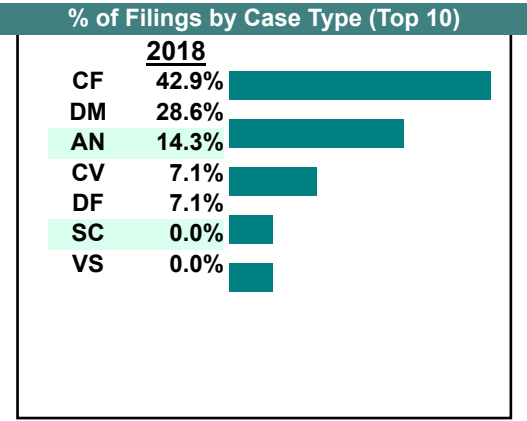
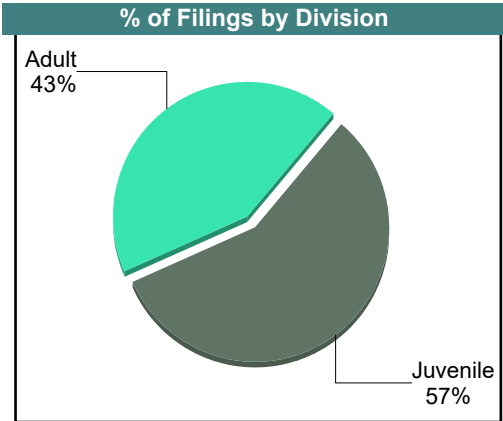
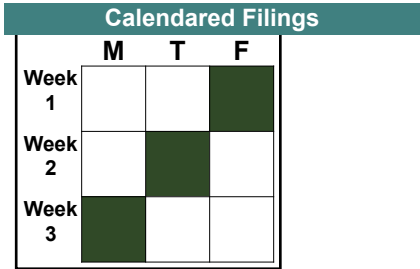
CASELOAD STATISTICS OF THE JUVENILE & DOMESTIC RELATIONS COURTS

July 2018

Highland

District: 25

		<u>Filings</u>	<u>Hearings</u>	<u>Transactions</u>	<u>Concluded</u>	<u>Cont</u>
Adult						
Felony	CF	6	7	7	1	6
Civil Support	VS	0	1	1	1	-
Adult Total		6	8	8	2	6
Juvenile						
Abuse or Neglect	AN	2	8	8	6	2
Custody Visitation	CV	1	1	1	0	1
Felony	DF	1	2	2	0	2
Misdemeanor	DM	4	5	5	0	5
Show Cause	SC	0	1	1	0	1
Juvenile Total		8	17	17	6	11
Highland Totals		14	25	25	8	17



CASELOAD STATISTICS OF THE JUVENILE & DOMESTIC RELATIONS COURTS

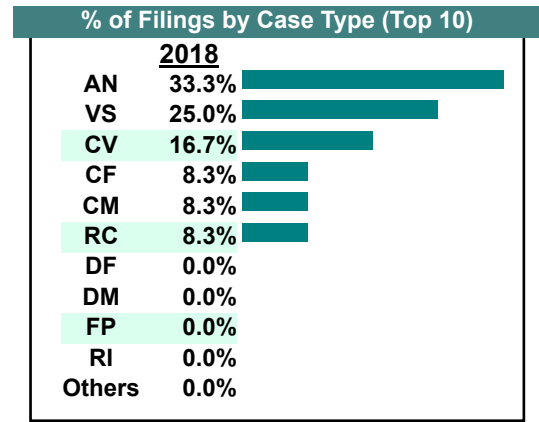
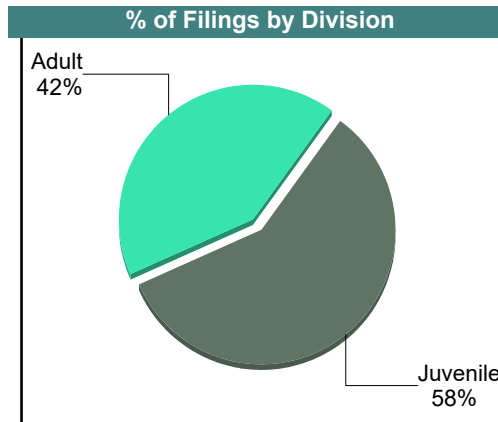
June 2018

Highland

District: 25

		Filings	Hearings	Transactions	Concluded	Cont
Adult						
Felony	CF	1	2	2	0	2
Misdemeanor	CM	1	2	2	1	1
Family Abuse - Prot Order	FP	0	1	1	1	-
Civil Support	VS	3	8	8	1	7
Adult Total		5	13	13	3	10
Juvenile						
Abuse or Neglect	AN	4	10	10	2	8
Custody Visitation	CV	2	12	12	12	-
Felony	DF	0	1	1	0	1
Misdemeanor	DM	0	1	1	0	1
Remand Custody	RC	1	1	1	1	-
Child at Risk	RI	0	2	2	2	-
Show Cause	SC	0	1	1	0	1
Juvenile Total		7	28	28	17	11
Highland Totals		12	41	41	20	21

Calendared Filings					
	M	T	W	R	F
Week 1					
Week 2		■			
Week 3			■	■	
Week 4	■				



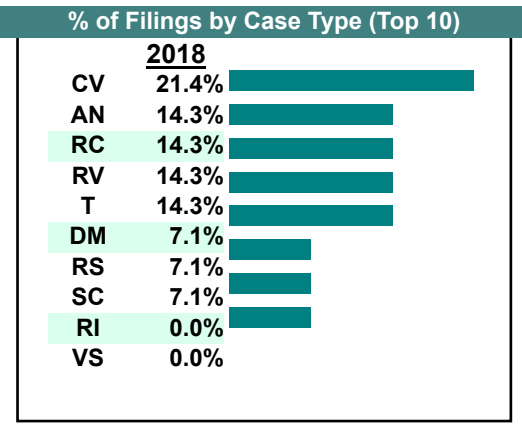
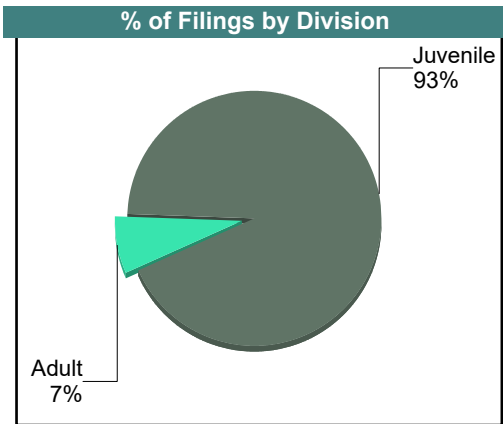
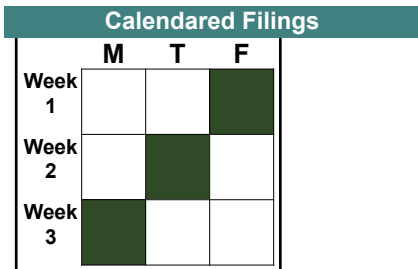
CASELOAD STATISTICS OF THE JUVENILE & DOMESTIC RELATIONS COURTS

May 2018

Highland

District: 25

		<u>Filings</u>	<u>Hearings</u>	<u>Transactions</u>	<u>Concluded</u>	<u>Cont</u>
Adult						
Remand Support	RS	1	1	1	1	-
Civil Support	VS	0	3	3	1	2
Adult Total		1	4	4	2	2
Juvenile						
Abuse or Neglect	AN	2	4	4	0	4
Custody Visitation	CV	3	13	13	3	10
Misdemeanor	DM	1	1	1	0	1
Remand Custody	RC	2	2	2	2	-
Child at Risk	RI	0	4	4	2	2
Remand Visitation	RV	2	2	2	2	-
Show Cause	SC	1	1	1	1	-
Traffic	T	2	2	2	1	1
Juvenile Total		13	29	29	11	18
Highland Totals		14	33	33	13	20

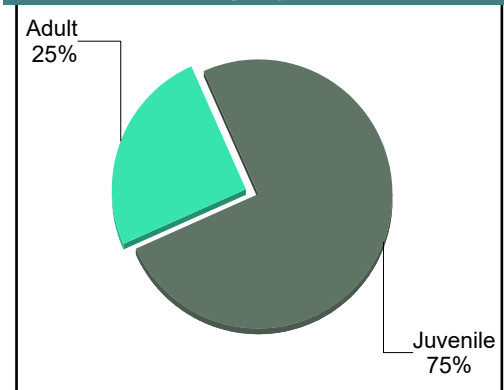


		<u>Filings</u>	<u>Hearings</u>	<u>Transactions</u>	<u>Concluded</u>	<u>Cont</u>
Adult						
Misdemeanor	CM	1	1	1	0	1
Family Abuse - Prot Order	FP	1	2	2	0	2
Civil Support	VS	1	2	2	1	1
Adult Total		3	5	5	1	4
Juvenile						
Custody Visitation	CV	2	2	2	0	2
Misdemeanor	DM	0	3	3	0	3
Entrustment	ET	2	2	2	2	-
Permanency	PH	1	1	1	1	-
Child at Risk	RI	4	8	8	0	8
Juvenile Total		9	16	16	3	13
Highland Totals		12	21	21	4	17

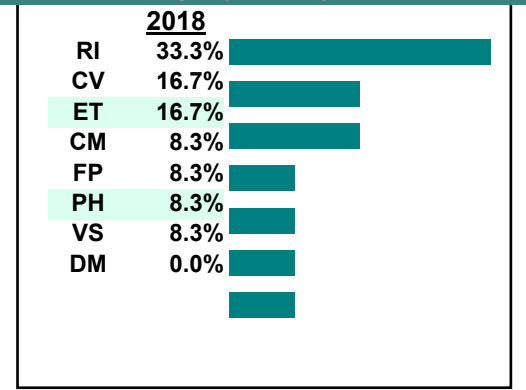
Calendared Filings

	M	T	W
Week 1		■	■
Week 2			
Week 3	■		

% of Filings by Division



% of Filings by Case Type (Top 10)



CASELOAD STATISTICS OF THE JUVENILE & DOMESTIC RELATIONS COURTS

February 2018

Highland

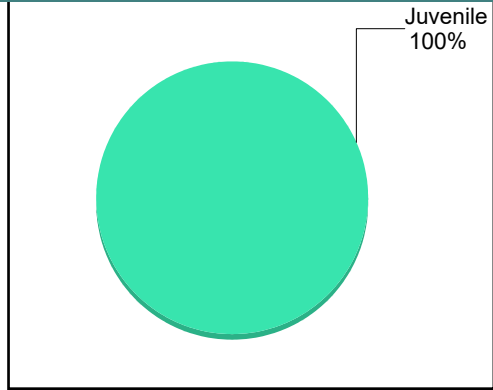
District: 25

		<u>Filings</u>	<u>Hearings</u>	<u>Transactions</u>	<u>Concluded</u>	<u>Cont</u>
<u>Juvenile</u>						
Custody Visitation	CV	1	1	1	1	-
Felony	DF	0	4	4	4	-
Misdemeanor	DM	0	1	1	0	1
Juvenile Total		1	6	6	5	1
Highland Totals		1	6	6	5	1

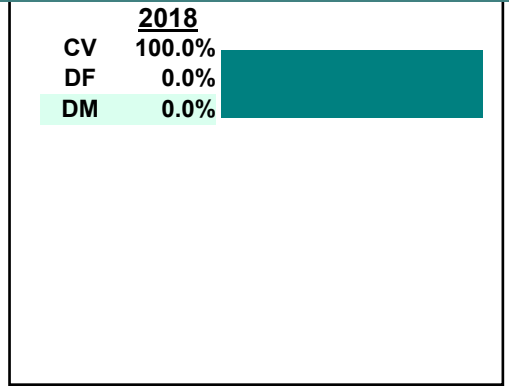
Calendared Filings

	M	F
Week 1		
Week 2		

% of Filings by Division



% of Filings by Case Type (Top 10)



CASELOAD STATISTICS OF THE JUVENILE & DOMESTIC RELATIONS COURTS

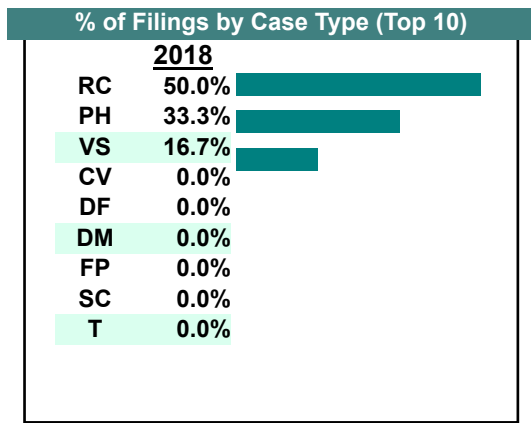
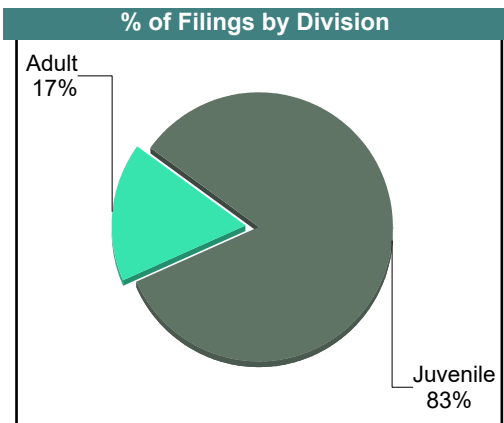
January 2018

Highland

District: 25

		<u>Filings</u>	<u>Hearings</u>	<u>Transactions</u>	<u>Concluded</u>	<u>Cont</u>
Adult						
Family Abuse - Prot Order	FP	0	1	1	1	-
Civil Support	VS	1	4	4	1	3
Adult Total		1	5	5	2	3
Juvenile						
Custody Visitation	CV	0	8	8	0	8
Felony	DF	0	5	5	0	5
Misdemeanor	DM	0	1	1	0	1
Permanency	PH	2	2	2	0	2
Remand Custody	RC	3	3	3	3	-
Show Cause	SC	0	1	1	0	1
Traffic	T	0	0	1	1	-
Juvenile Total		5	20	21	4	17
Highland Totals		6	25	26	6	20

Calendared Filings			
	M	T	F
Week 1			
Week 2			



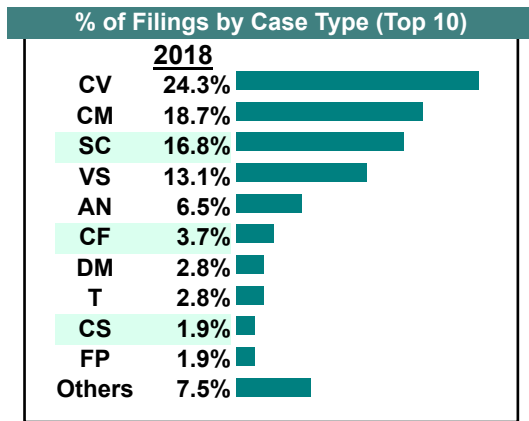
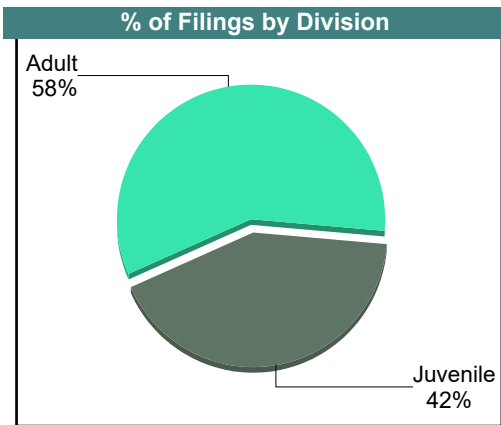
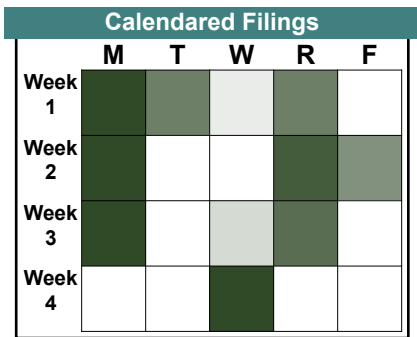
CASELOAD STATISTICS OF THE JUVENILE & DOMESTIC RELATIONS COURTS

Rockbridge

District: 25

December 2018

		<u>Filings</u>	<u>Hearings</u>	<u>Transactions</u>	<u>Concluded</u>	<u>Cont</u>
<u>Adult</u>						
Capias	CA	1	4	4	0	4
Felony	CF	4	8	8	1	7
Misdemeanor	CM	20	60	60	14	46
Family Abuse - Prot Order	FP	2	3	3	2	1
Motion - Prot Order	MP	2	2	2	1	1
Protective Order	PC	1	1	1	1	-
Show Cause	SC	18	20	20	2	18
Civil Support	VS	14	18	18	10	7
Adult Total		62	116	116	31	84
<u>Juvenile</u>						
Abuse or Neglect	AN	7	28	28	10	18
Child in Need of Services	CS	2	3	3	0	3
Custody Visitation	CV	26	43	43	26	13
Felony	DF	0	4	4	1	3
Misdemeanor	DM	3	29	29	8	21
Foster Care Review	FC	0	1	1	1	-
Permanency	PH	2	2	2	2	-
Petition	PT	0	1	1	0	1
Child at Risk	RI	1	1	1	1	-
Traffic	T	3	9	12	4	8
Truancy	TR	1	3	3	0	3
Juvenile Total		45	124	127	53	70
Rockbridge Totals		107	240	243	84	154



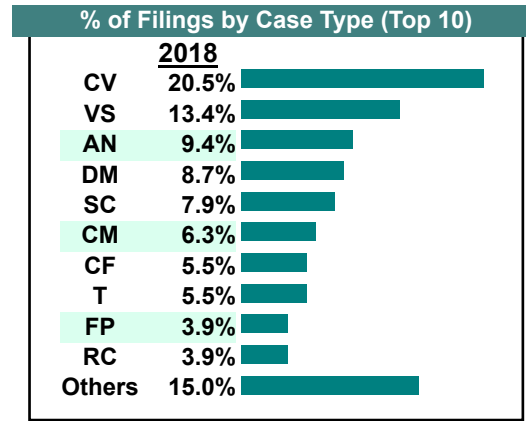
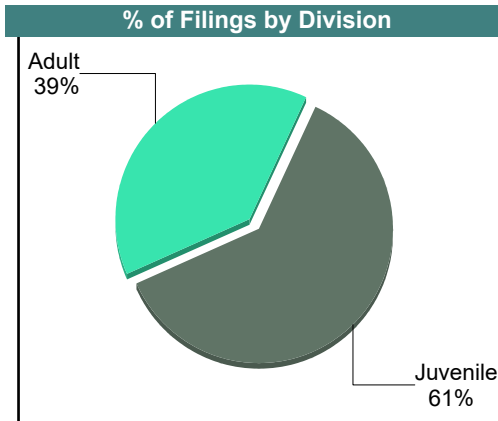

CASELOAD STATISTICS OF THE JUVENILE & DOMESTIC RELATIONS COURTS

November 2018

Rockbridge

District: 25

		<u>Filings</u>	<u>Hearings</u>	<u>Transactions</u>	<u>Concluded</u>	<u>Cont</u>
Adult						
Capias	CA	2	5	5	2	3
Felony	CF	7	27	27	0	27
Misdemeanor	CM	8	33	33	14	19
Family Abuse - Prot Order	FP	5	7	7	5	2
Show Cause	SC	10	35	35	18	17
Civil Support	VS	17	30	30	23	6
Adult Total		49	137	137	62	74
Juvenile						
Abuse or Neglect	AN	12	36	36	9	27
Child in Need of Services	CS	1	3	3	2	1
Custody Visitation	CV	26	58	58	41	17
Felony	DF	1	4	4	0	4
Misdemeanor	DM	11	23	23	6	17
Foster Care Review	FC	2	2	2	2	-
Motion - Prot Order	MP	1	1	1	1	-
Permanency	PH	4	4	4	4	-
Petition	PT	2	3	3	1	2
Remand Custody	RC	5	5	5	5	-
Status	ST	2	2	2	2	-
Traffic	T	7	9	9	4	5
Truancy	TR	4	4	4	2	2
Juvenile Total		78	154	154	79	75
Rockbridge Totals		127	291	291	141	149



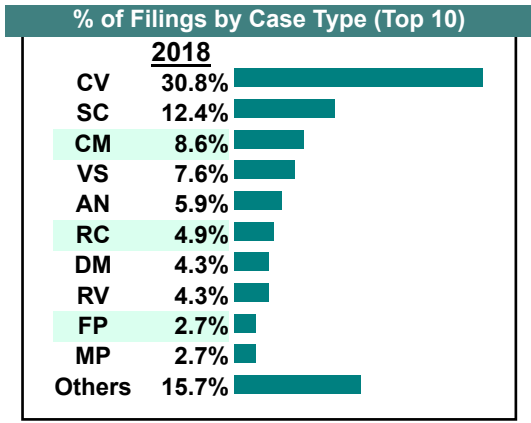
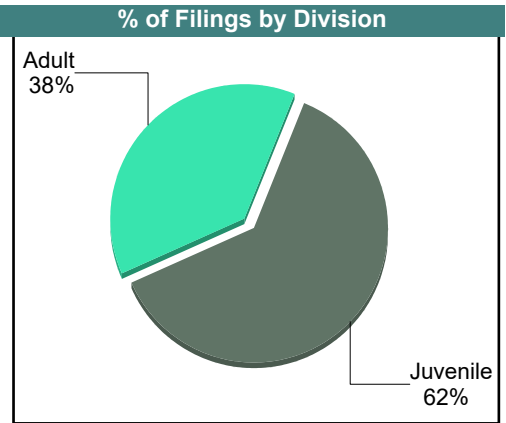

CASELOAD STATISTICS OF THE JUVENILE & DOMESTIC RELATIONS COURTS

October 2018

Rockbridge

District: 25

		<u>Filings</u>	<u>Hearings</u>	<u>Transactions</u>	<u>Concluded</u>	<u>Cont</u>
<u>Adult</u>						
Capias	CA	3	5	5	1	4
Felony	CF	3	21	21	13	8
Misdemeanor	CM	16	42	42	13	27
Family Abuse - Prot Order	FP	5	13	13	7	6
Motion - Prot Order	MP	1	1	1	1	-
Remand Support	RS	5	5	5	5	-
Show Cause	SC	23	39	39	10	29
Civil Support	VS	14	27	27	16	11
Adult Total		70	153	153	66	85
<u>Juvenile</u>						
Abuse or Neglect	AN	11	27	27	9	17
Child in Need of Services	CS	2	9	9	6	3
Custody Visitation	CV	57	95	95	68	25
Felony	DF	1	7	7	0	7
Misdemeanor	DM	8	42	42	11	31
Foster Care Review	FC	1	1	1	1	-
Initial Foster Care	IF	1	1	1	1	-
Motion - Prot Order	MP	4	7	7	7	-
Permanency	PH	4	4	4	4	-
Petition	PT	2	2	2	1	1
Remand Custody	RC	9	9	9	9	-
Remand Visitation	RV	8	8	8	8	-
Status	ST	1	2	2	1	1
Traffic	T	2	14	14	3	11
Term Parental Rights	TP	0	3	3	2	1
Truancy	TR	4	8	8	6	2
Juvenile Total		115	239	239	137	99
Rockbridge Totals		185	392	392	203	184



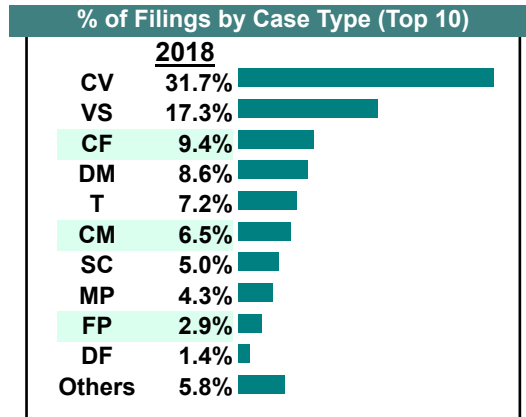
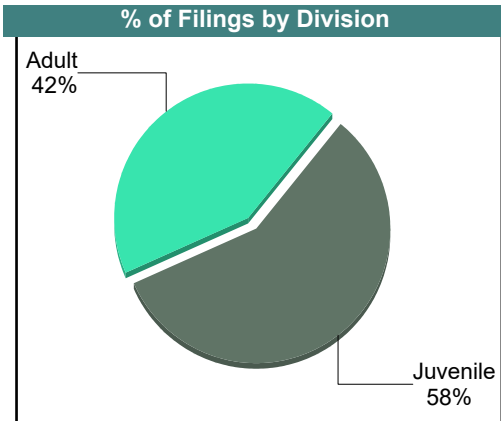
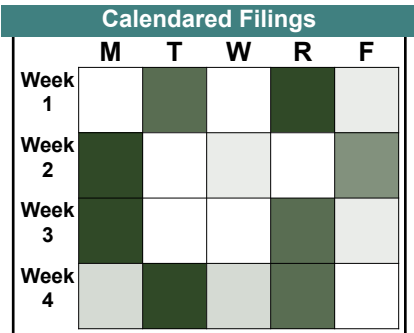
CASELOAD STATISTICS OF THE JUVENILE & DOMESTIC RELATIONS COURTS

September 2018

Rockbridge

District: 25

		<u>Filings</u>	<u>Hearings</u>	<u>Transactions</u>	<u>Concluded</u>	<u>Cont</u>
Adult						
Non-Family Abuse Prot Order	AP	0	1	1	1	-
Capias	CA	1	3	3	0	3
Felony	CF	13	36	36	17	19
Misdemeanor	CM	9	38	38	14	24
Family Abuse - Prot Order	FP	4	7	7	4	3
Motion - Prot Order	MP	1	1	1	1	-
Show Cause	SC	7	26	26	14	12
Civil Support	VS	24	28	28	20	8
Adult Total		59	140	140	71	69
Juvenile						
Abuse or Neglect	AN	1	15	15	6	9
Child in Need of Services	CS	1	2	2	1	1
Custody Visitation	CV	44	80	80	58	21
Felony	DF	2	23	23	13	10
Misdemeanor	DM	12	51	51	14	37
Motion - Prot Order	MP	5	5	5	4	-
Petition	PT	2	2	2	0	2
Status	ST	1	1	1	0	1
Traffic	T	10	12	12	2	10
Truancy	TR	2	2	2	0	2
Juvenile Total		80	193	193	98	93
Rockbridge Totals		139	333	333	169	162



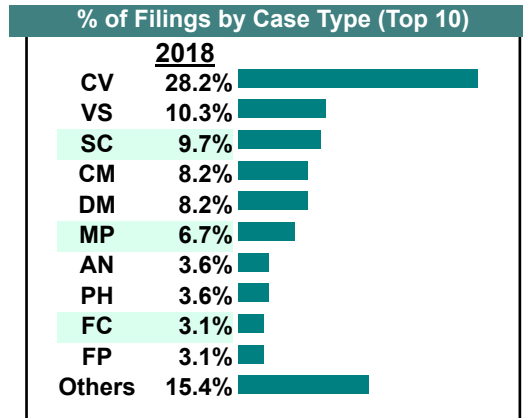
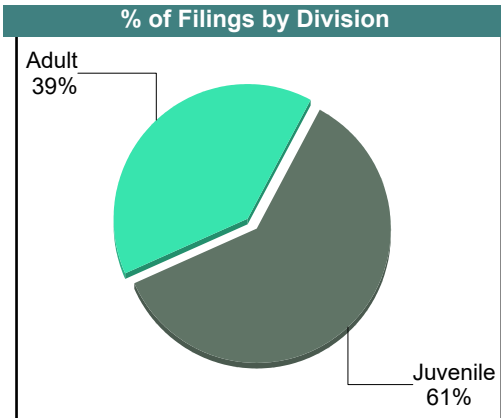

CASELOAD STATISTICS OF THE JUVENILE & DOMESTIC RELATIONS COURTS

Rockbridge

District: 25

August 2018

		Filings	Hearings	Transactions	Concluded	Cont
Adult						
Non-Family Abuse Prot Order	AP	4	6	6	3	3
Capias	CA	3	10	10	7	3
Felony	CF	5	22	22	12	10
Misdemeanor	CM	16	40	40	15	25
Family Abuse - Prot Order	FP	6	10	10	5	5
Motion - Prot Order	MP	2	3	3	2	1
Show Cause	SC	19	46	46	23	23
SL/Other	SL	2	2	2	2	-
Civil Support	VS	20	31	31	20	11
Adult Total		77	170	170	89	81
Juvenile						
Abuse or Neglect	AN	7	22	22	7	15
Child in Need of Services	CS	4	4	4	0	4
Custody Visitation	CV	55	106	106	73	33
Felony	DF	4	7	7	1	6
Misdemeanor	DM	16	22	22	3	19
Foster Care Review	FC	6	6	6	6	-
Initial Foster Care	IF	1	1	1	1	-
Motion - Prot Order	MP	11	11	11	8	3
Permanency	PH	7	7	7	7	-
Petition	PT	1	2	2	2	-
Show Cause	SC	0	1	1	0	1
Status	ST	1	1	2	2	-
Traffic	T	1	5	6	4	2
Term Parental Rights	TP	4	4	4	1	3
Juvenile Total		118	199	201	115	86
Rockbridge Totals		195	369	371	204	167



CASELOAD STATISTICS OF THE JUVENILE & DOMESTIC RELATIONS COURTS

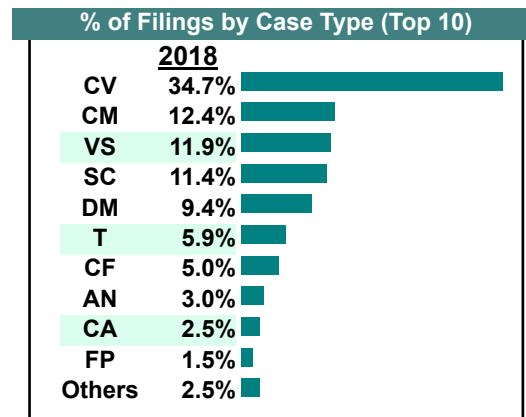
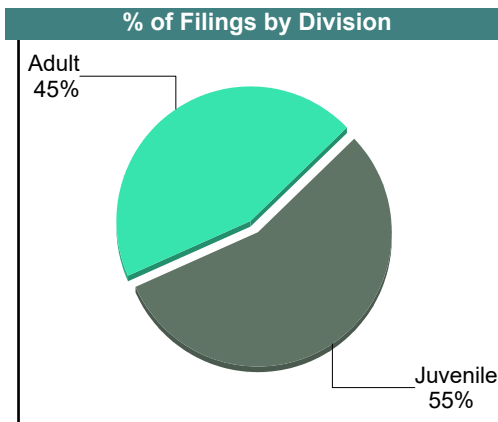
July 2018

Rockbridge

District: 25

		<u>Filings</u>	<u>Hearings</u>	<u>Transactions</u>	<u>Concluded</u>	<u>Cont</u>
Adult						
Capias	CA	5	10	10	5	5
Felony	CF	10	38	38	15	23
Misdemeanor	CM	25	74	74	29	45
Family Abuse - Prot Order	FP	3	6	6	4	2
Protective Order	PC	1	1	1	1	-
Show Cause	SC	22	35	35	10	25
Civil Support	VS	24	30	30	23	7
Adult Total		90	194	194	87	107
Juvenile						
Abuse or Neglect	AN	6	34	34	2	32
Child in Need of Services	CS	1	2	2	2	-
Custody Visitation	CV	70	106	106	57	49
Felony	DF	1	13	13	2	11
Misdemeanor	DM	19	47	47	11	36
Initial Foster Care	IF	1	1	1	1	-
Show Cause	SC	1	1	1	0	1
Status	ST	1	3	3	2	1
Traffic	T	12	16	16	12	4
Truancy	TR	0	1	1	1	-
Juvenile Total		112	224	224	90	134
Rockbridge Totals		202	418	418	177	241

Calendared Filings					
	M	T	W	R	F
Week 1	█	█		█	
Week 2	█				█
Week 3	█			█	
Week 4		█		█	
Week 5	█				




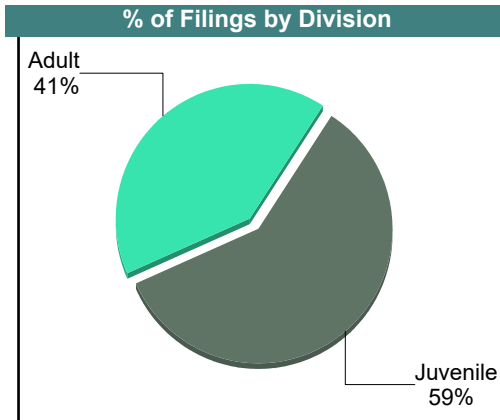
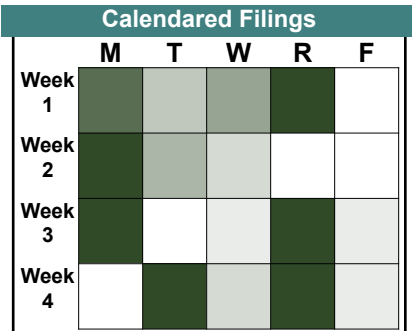
CASELOAD STATISTICS OF THE JUVENILE & DOMESTIC RELATIONS COURTS

Rockbridge

District: 25

June 2018

		Filings	Hearings	Transactions	Concluded	Cont
Adult						
Non-Family Abuse Prot Order	AP	1	2	2	1	1
Capias	CA	4	6	6	1	5
Felony	CF	8	33	33	6	27
Misdemeanor	CM	17	47	47	8	39
Family Abuse - Prot Order	FP	5	12	12	6	6
Motion - Prot Order	MP	1	1	1	1	-
Violation of PO	PV	1	1	1	1	-
Show Cause	SC	7	17	17	9	8
SL/Other	SL	1	1	1	1	-
Civil Support	VS	18	30	30	16	14
Adult Total		63	150	150	50	100
Juvenile						
Abuse or Neglect	AN	8	10	10	0	10
Child in Need of Services	CS	4	11	11	7	4
Custody Visitation	CV	51	89	89	41	46
Felony	DF	4	10	10	0	10
Misdemeanor	DM	9	32	32	11	21
Foster Care Review	FC	4	5	5	5	-
Permanency	PH	4	4	4	4	-
Petition	PT	0	1	1	1	-
Remand Custody	RC	1	1	1	1	-
Remand Visitation	RV	1	1	1	1	-
Status	ST	1	4	4	3	1
Traffic	T	3	6	6	3	3
Truancy	TR	1	1	1	0	1
Juvenile Total		91	175	175	77	96
Rockbridge Totals		154	325	325	127	196



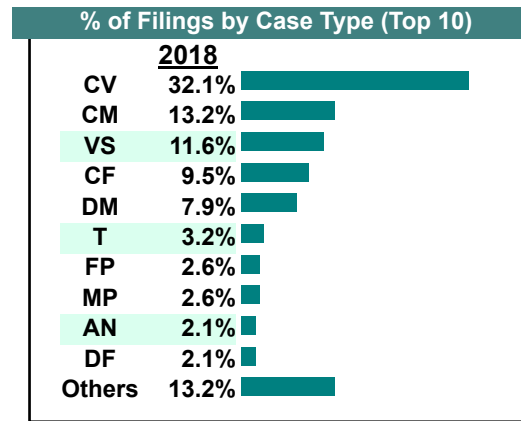
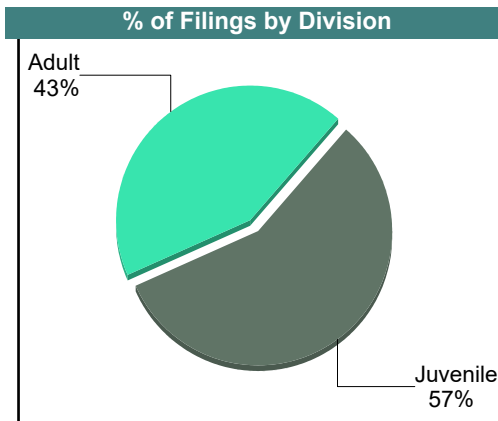
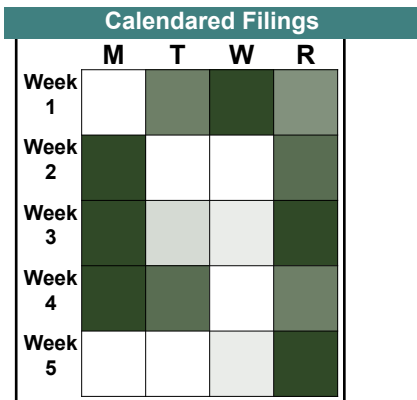
CASELOAD STATISTICS OF THE JUVENILE & DOMESTIC RELATIONS COURTS

May 2018

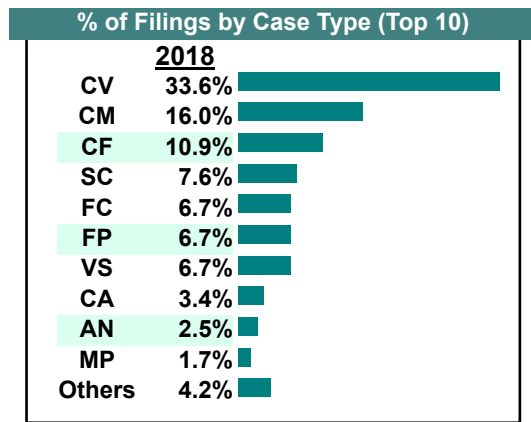
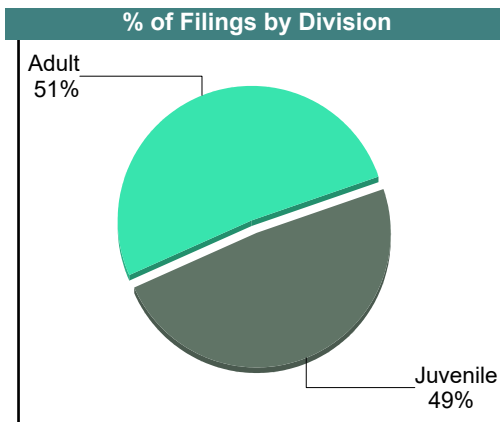

Rockbridge

District: 25

		Filings	Hearings	Transactions	Concluded	Cont
Adult						
Capias	CA	3	4	4	3	1
Felony	CF	18	30	30	8	22
Misdemeanor	CM	25	68	68	28	40
Family Abuse - Prot Order	FP	5	11	11	4	7
Protective Order	PC	1	1	1	1	-
Violation of PO	PV	4	4	4	4	-
Show Cause	SC	4	22	22	11	11
Civil Support	VS	22	34	34	24	10
Adult Total		82	174	174	83	91
Juvenile						
Abuse or Neglect	AN	4	28	28	24	4
Child in Need of Services	CS	3	5	5	2	3
Custody Visitation	CV	61	115	115	66	49
Felony	DF	4	8	8	0	8
Misdemeanor	DM	15	24	24	2	22
Foster Care Review	FC	2	2	2	2	-
Initial Foster Care	IF	4	4	4	4	-
Motion - Prot Order	MP	5	5	5	5	-
Petition	PT	1	1	1	0	1
Status	ST	3	6	6	3	3
Traffic	T	6	12	13	7	6
Truancy	TR	0	3	3	1	2
Juvenile Total		108	213	214	116	98
Rockbridge Totals		190	387	388	199	189



		<u>Filings</u>	<u>Hearings</u>	<u>Transactions</u>	<u>Concluded</u>	<u>Cont</u>
Adult						
Capias	CA	4	7	7	5	2
Felony	CF	13	41	41	15	26
Misdemeanor	CM	19	40	40	11	29
Family Abuse - Prot Order	FP	8	11	11	7	4
Show Cause	SC	9	20	20	6	14
Civil Support	VS	8	12	12	5	7
Adult Total		61	131	131	49	82
Juvenile						
Abuse or Neglect	AN	3	36	36	10	26
Child in Need of Services	CS	1	5	5	3	2
Custody Visitation	CV	40	74	74	33	41
Felony	DF	1	2	2	0	2
Misdemeanor	DM	1	12	12	4	8
Foster Care Review	FC	8	8	8	8	-
Family Abuse - Prot Order	FP	0	1	1	1	-
Motion - Prot Order	MP	2	2	2	2	-
Status	ST	0	7	7	5	2
Traffic	T	2	13	13	6	7
Truancy	TR	0	7	7	5	2
Juvenile Total		58	167	167	77	90
Rockbridge Totals		119	298	298	126	172



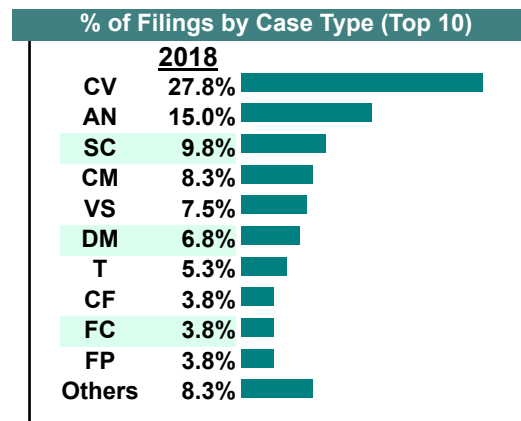
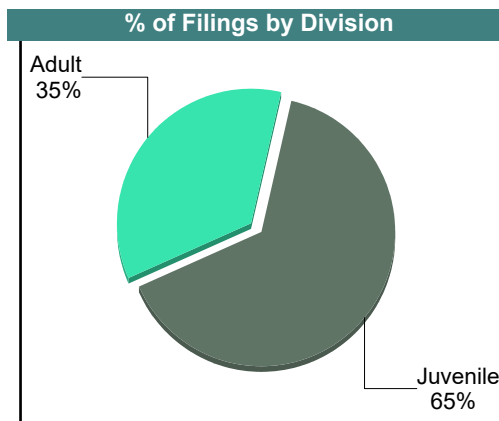

CASELOAD STATISTICS OF THE JUVENILE & DOMESTIC RELATIONS COURTS

March 2018

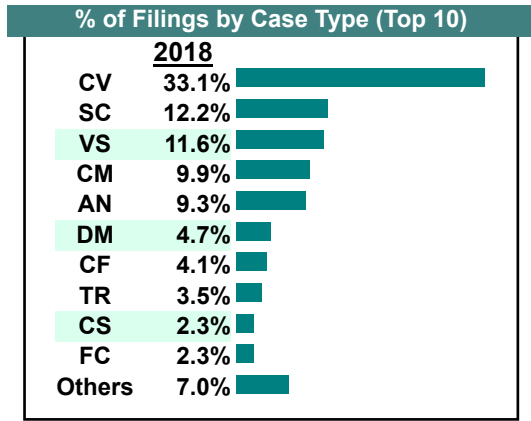
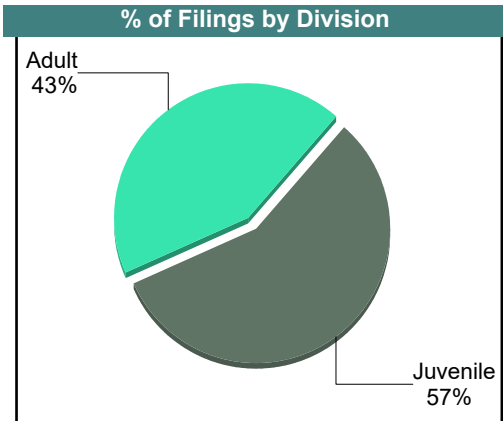

Rockbridge

District: 25

		Filings	Hearings	Transactions	Concluded	Cont
Adult						
Capias	CA	1	5	5	4	1
Felony	CF	5	24	24	2	22
Misdemeanor	CM	11	55	55	23	32
Family Abuse - Prot Order	FP	4	5	5	3	2
Motion - Prot Order	MP	1	1	1	1	-
Show Cause	SC	13	37	37	20	17
SL/Other	SL	2	2	2	2	-
Civil Support	VS	10	17	17	11	6
Adult Total		47	146	146	66	80
Juvenile						
Abuse or Neglect	AN	20	69	69	13	56
Child in Need of Services	CS	1	7	7	1	6
Custody Visitation	CV	37	62	62	36	26
Felony	DF	2	2	2	0	2
Misdemeanor	DM	9	32	33	10	23
Foster Care Review	FC	5	5	5	5	-
Family Abuse - Prot Order	FP	1	1	1	0	1
Motion - Prot Order	MP	0	2	2	2	-
Petition	PT	0	1	1	0	1
Status	ST	2	7	7	4	3
Traffic	T	7	12	12	6	6
Truancy	TR	2	8	8	3	5
Juvenile Total		86	208	209	80	129
Rockbridge Totals		133	354	355	146	209



		<u>Filings</u>	<u>Hearings</u>	<u>Transactions</u>	<u>Concluded</u>	<u>Cont</u>
Adult						
Capias	CA	3	9	9	4	5
Felony	CF	7	12	12	3	9
Misdemeanor	CM	17	62	62	16	46
Family Abuse - Prot Order	FP	3	6	6	4	2
Motion - Prot Order	MP	1	1	1	1	-
Violation of PO	PV	1	1	1	1	-
Show Cause	SC	21	42	42	28	14
SL/Other	SL	1	1	1	1	-
Civil Support	VS	20	25	25	15	10
Adult Total		74	159	159	73	86
Juvenile						
Abuse or Neglect	AN	16	54	54	20	34
Child in Need of Services	CS	4	6	6	0	6
Custody Visitation	CV	57	74	74	40	34
Misdemeanor	DM	8	14	14	1	13
Foster Care Review	FC	4	4	4	4	-
Petition	PT	1	1	1	0	1
Status	ST	0	2	2	0	2
Traffic	T	2	2	2	1	1
Truancy	TR	6	7	7	0	7
Juvenile Total		98	164	164	66	98
Rockbridge Totals		172	323	323	139	184



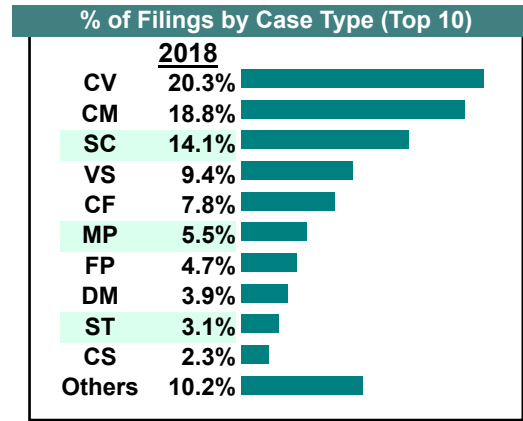
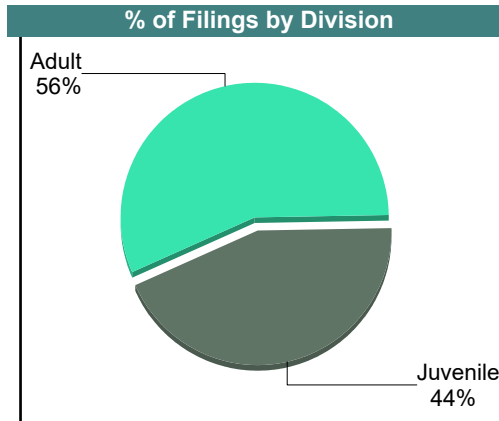

CASELOAD STATISTICS OF THE JUVENILE & DOMESTIC RELATIONS COURTS

January 2018

Rockbridge

District: 25

		<u>Filings</u>	<u>Hearings</u>	<u>Transactions</u>	<u>Concluded</u>	<u>Cont</u>
<u>Adult</u>						
Capias	CA	1	3	3	2	1
Felony	CF	10	27	27	4	23
Misdemeanor	CM	24	41	41	12	29
Family Abuse - Prot Order	FP	6	9	9	6	3
Motion - Prot Order	MP	1	1	1	1	-
Other	OT	0	4	4	4	-
Show Cause	SC	18	31	31	14	17
Civil Support	VS	12	23	23	16	7
Adult Total		72	139	139	59	80
<u>Juvenile</u>						
Abuse or Neglect	AN	2	42	42	13	29
Child in Need of Services	CS	3	5	5	2	3
Custody Visitation	CV	26	61	61	36	25
Felony	DF	0	1	1	0	1
Misdemeanor	DM	5	24	24	6	18
Foster Care Review	FC	3	3	3	3	-
Initial Foster Care	IF	1	1	1	1	-
Motion - Prot Order	MP	6	6	6	6	-
Status	ST	4	14	15	4	11
Traffic	T	3	7	7	2	5
Truancy	TR	3	5	5	0	5
Juvenile Total		56	169	170	73	97
Rockbridge Totals		128	308	309	132	177



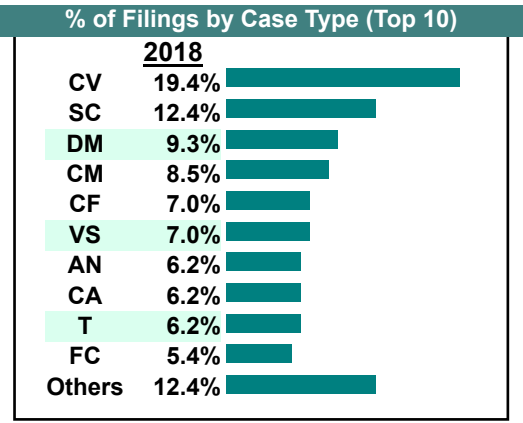
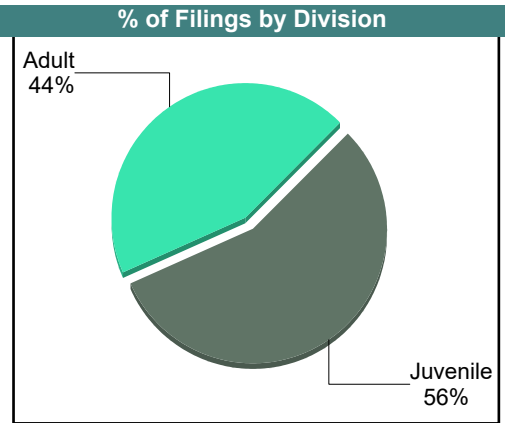
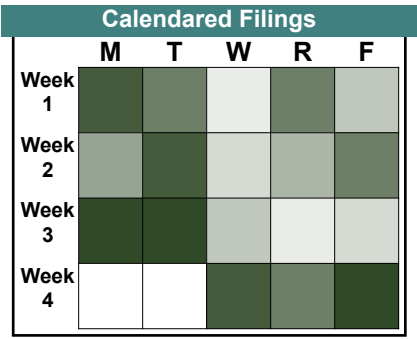
CASELOAD STATISTICS OF THE JUVENILE & DOMESTIC RELATIONS COURTS

December 2018

Staunton

District: 25

		<u>Filings</u>	<u>Hearings</u>	<u>Transactions</u>	<u>Concluded</u>	<u>Cont</u>
<u>Adult</u>						
Bond Forfeiture	BF	1	1	1	1	-
Capias	CA	8	30	30	9	21
Felony	CF	9	16	16	0	16
Misdemeanor	CM	11	52	52	21	31
Family Abuse - Prot Order	FP	2	7	7	2	5
Motion - Prot Order	MP	1	2	2	2	-
Other	OT	0	2	2	1	1
Show Cause	SC	16	78	78	11	67
Civil Support	VS	9	19	19	10	9
Adult Total		57	207	207	57	150
<u>Juvenile</u>						
Abuse or Neglect	AN	8	27	27	5	22
Non-Family Abuse Prot Order	AP	0	2	2	1	1
Child in Need of Services	CS	1	3	3	1	2
Custody Visitation	CV	25	58	58	46	12
Felony	DF	1	10	10	2	8
Misdemeanor	DM	12	39	39	11	28
Foster Care Review	FC	7	7	7	7	-
Motion - Prot Order	MP	4	4	4	3	1
Permanency	PH	5	5	5	5	-
Petition	PT	0	2	2	2	-
Show Cause	SC	0	3	3	0	3
Status	ST	0	1	1	0	1
Traffic	T	8	12	12	4	8
Term Parental Rights	TP	0	24	24	12	12
Truancy	TR	1	7	7	1	6
Juvenile Total		72	204	204	100	104
Staunton Totals		129	411	411	157	254



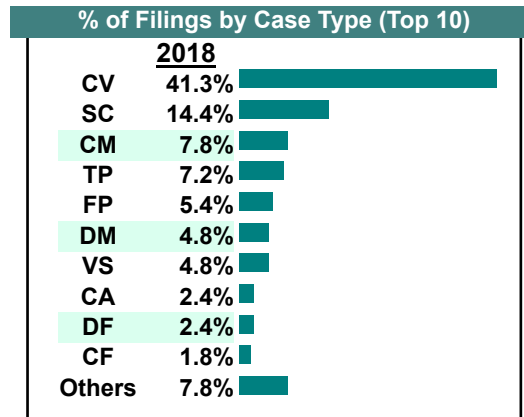
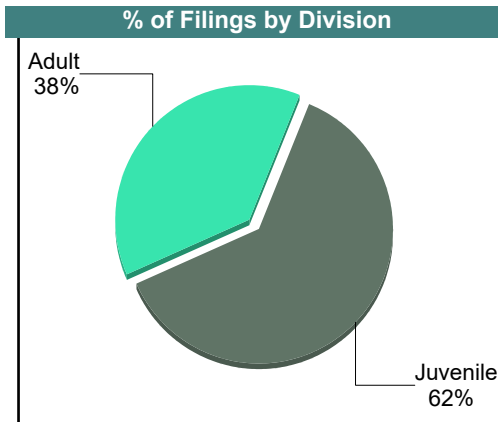
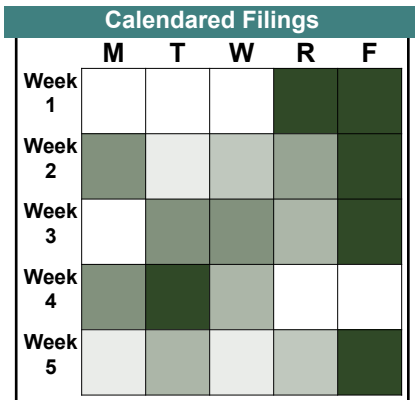
CASELOAD STATISTICS OF THE JUVENILE & DOMESTIC RELATIONS COURTS

November 2018

Staunton

District: 25

		Filings	Hearings	Transactions	Concluded	Cont
Adult						
Capias	CA	4	14	14	4	10
Felony	CF	3	32	32	9	23
Misdemeanor	CM	13	39	39	18	21
Family Abuse - Prot Order	FP	9	23	23	10	13
Motion - Prot Order	MP	1	1	1	0	1
Other	OT	2	2	2	1	1
Show Cause	SC	23	45	45	14	31
Civil Support	VS	8	8	8	3	5
Adult Total		63	164	164	59	105
Juvenile						
Abuse or Neglect	AN	1	11	11	3	8
Non-Family Abuse Prot Order	AP	1	2	2	0	2
Child in Need of Services	CS	0	3	3	0	3
Custody Visitation	CV	69	91	91	34	57
Felony	DF	4	5	5	0	5
Misdemeanor	DM	8	19	19	5	14
Foster Care Review	FC	2	2	2	2	-
Initial Foster Care	IF	2	2	2	2	-
Permanency	PH	1	1	1	1	-
Show Cause	SC	1	1	1	0	1
Traffic	T	0	4	4	3	1
Term Parental Rights	TP	12	30	30	0	30
Truancy	TR	3	6	6	0	6
Juvenile Total		104	177	177	50	127
Staunton Totals		167	341	341	109	232



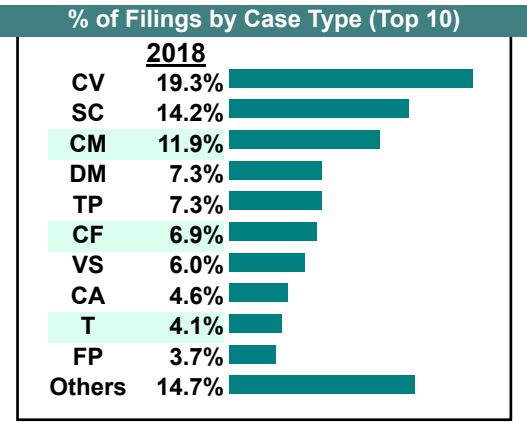
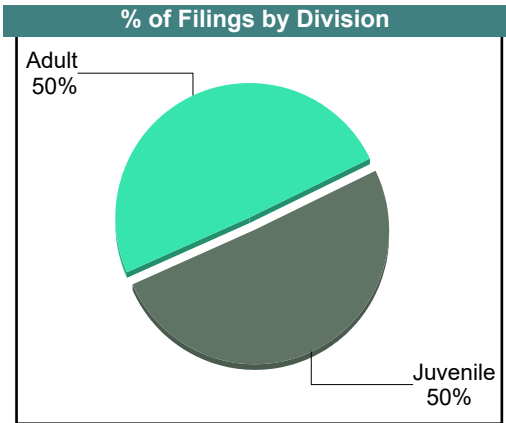
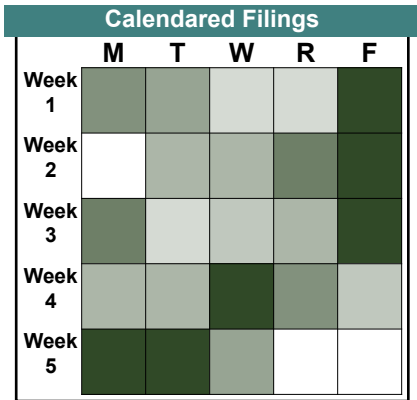
CASELOAD STATISTICS OF THE JUVENILE & DOMESTIC RELATIONS COURTS

October 2018

Staunton

District: 25

		<u>Filings</u>	<u>Hearings</u>	<u>Transactions</u>	<u>Concluded</u>	<u>Cont</u>
<u>Adult</u>						
Non-Family Abuse Prot Order	AP	1	3	3	2	1
Bond Forfeiture	BF	0	1	1	1	-
Capias	CA	10	33	33	11	22
Felony	CF	15	26	26	6	20
Misdemeanor	CM	26	60	60	20	40
Family Abuse - Prot Order	FP	8	21	21	8	13
Motion - Prot Order	MP	3	3	3	3	-
Other	OT	1	2	2	0	2
Show Cause	SC	31	82	82	27	55
Civil Support	VS	13	17	17	10	7
Adult Total		108	248	248	88	160
<u>Juvenile</u>						
Abuse or Neglect	AN	3	25	25	9	16
Child in Need of Services	CS	1	3	3	0	3
Custody Visitation	CV	42	73	73	29	44
Felony	DF	0	4	4	1	3
Misdemeanor	DM	16	47	47	28	19
Foster Care Review	FC	7	7	7	7	-
Initial Foster Care	IF	3	3	3	3	-
Motion - Prot Order	MP	2	2	2	2	-
Permanency	PH	3	3	3	3	-
Petition	PT	1	1	1	0	1
Remand Custody	RC	4	4	4	4	-
Show Cause	SC	0	4	4	3	1
Status	ST	1	3	3	2	1
Traffic	T	9	16	16	7	9
Term Parental Rights	TP	16	28	28	3	25
Truancy	TR	2	5	5	2	3
Juvenile Total		110	228	228	103	125
Staunton Totals		218	476	476	191	285



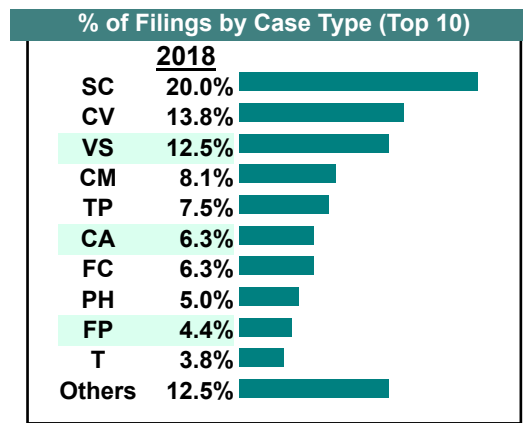
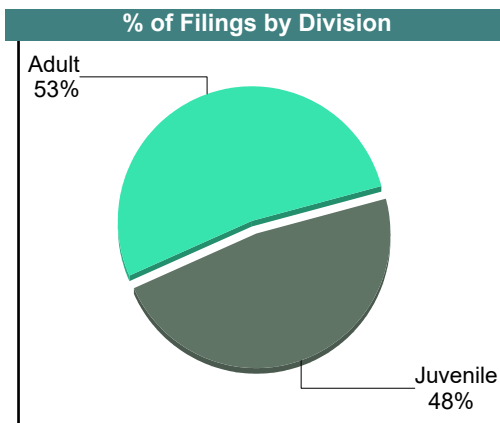
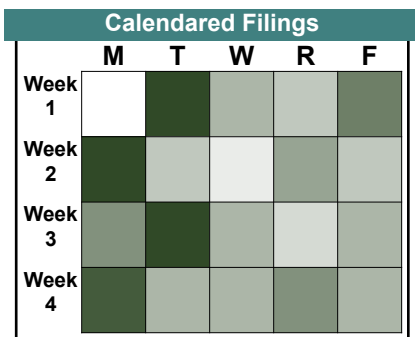
CASELOAD STATISTICS OF THE JUVENILE & DOMESTIC RELATIONS COURTS

September 2018

Staunton

District: 25

		<u>Filings</u>	<u>Hearings</u>	<u>Transactions</u>	<u>Concluded</u>	<u>Cont</u>
<u>Adult</u>						
Non-Family Abuse Prot Order	AP	2	4	4	1	3
Capias	CA	10	26	26	5	21
Felony	CF	3	16	16	10	6
Misdemeanor	CM	13	62	62	21	41
Crim Support	CS	1	1	1	1	-
Family Abuse - Prot Order	FP	7	19	19	10	9
Motion - Prot Order	MP	0	1	1	1	-
Show Cause	SC	28	54	54	14	40
Civil Support	VS	20	27	27	12	15
Adult Total		84	210	210	75	135
<u>Juvenile</u>						
Abuse or Neglect	AN	5	24	24	8	16
Child in Need of Services	CS	0	4	4	0	4
Custody Visitation	CV	22	42	42	34	8
Felony	DF	0	3	3	0	3
Misdemeanor	DM	5	23	23	8	15
Foster Care Review	FC	10	10	10	10	-
Initial Foster Care	IF	2	3	3	2	1
Motion - Prot Order	MP	0	1	1	1	-
Permanency	PH	8	8	8	8	-
Petition	PT	0	1	1	1	-
Show Cause	SC	4	4	4	1	3
Status	ST	0	2	2	1	1
Traffic	T	6	7	7	2	5
Term Parental Rights	TP	12	12	12	6	6
Truancy	TR	2	10	10	2	8
Juvenile Total		76	154	154	84	70
Staunton Totals		160	364	364	159	205



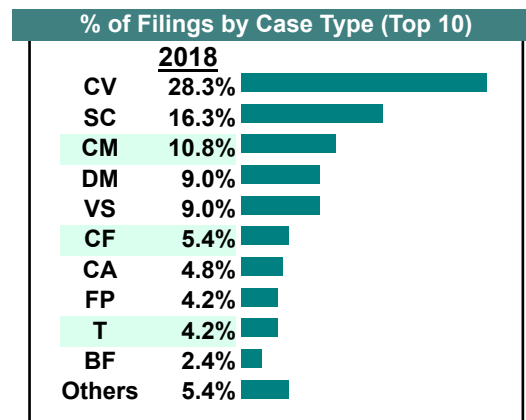
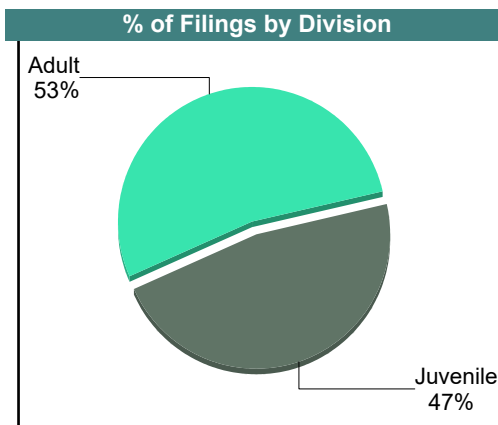

CASELOAD STATISTICS OF THE JUVENILE & DOMESTIC RELATIONS COURTS

August 2018

Staunton

District: 25

		<u>Filings</u>	<u>Hearings</u>	<u>Transactions</u>	<u>Concluded</u>	<u>Cont</u>
<u>Adult</u>						
Bond Forfeiture	BF	4	4	4	2	2
Capias	CA	8	27	27	7	20
Felony	CF	9	36	36	12	24
Misdemeanor	CM	18	60	60	20	40
Family Abuse - Prot Order	FP	7	18	18	5	13
Motion - Prot Order	MP	1	1	1	1	-
Show Cause	SC	26	73	73	24	49
Civil Support	VS	15	31	31	20	11
Adult Total		88	250	250	91	159
<u>Juvenile</u>						
Abuse or Neglect	AN	1	23	23	0	23
Child in Need of Services	CS	1	2	2	0	2
Custody Visitation	CV	47	68	68	42	26
Felony	DF	1	11	11	4	7
Misdemeanor	DM	15	34	34	8	26
Foster Care Review	FC	2	2	2	2	-
Motion - Prot Order	MP	3	3	3	2	1
Show Cause	SC	1	2	2	0	2
Traffic	T	7	13	13	9	4
Term Parental Rights	TP	0	6	6	6	-
Truancy	TR	0	6	6	0	6
Juvenile Total		78	170	170	73	97
Staunton Totals		166	420	420	164	256



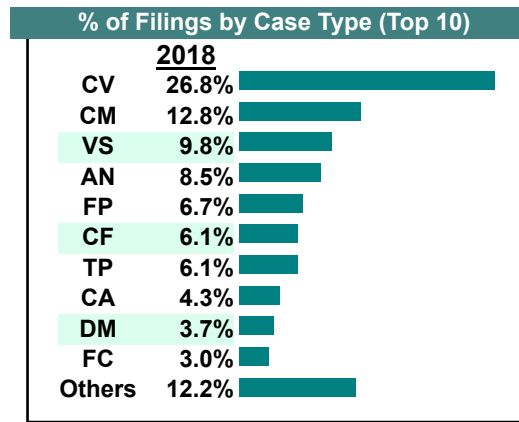
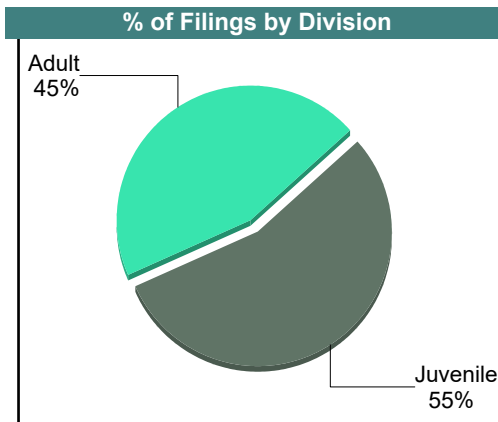

CASELOAD STATISTICS OF THE JUVENILE & DOMESTIC RELATIONS COURTS

July 2018

Staunton

District: 25

		<u>Filings</u>	<u>Hearings</u>	<u>Transactions</u>	<u>Concluded</u>	<u>Cont</u>
<u>Adult</u>						
Non-Family Abuse Prot Order	AP	1	3	3	2	1
Bond Forfeiture	BF	2	2	2	1	1
Capias	CA	7	16	16	7	9
Felony	CF	10	29	29	5	24
Misdemeanor	CM	21	75	75	24	51
Family Abuse - Prot Order	FP	11	28	28	11	17
Motion - Prot Order	MP	1	2	2	1	1
Show Cause	SC	5	51	51	24	27
Civil Support	VS	16	28	28	14	14
Adult Total		74	234	234	89	145
<u>Juvenile</u>						
Abuse or Neglect	AN	14	32	32	2	30
Child in Need of Services	CS	2	3	3	1	2
Custody Visitation	CV	44	92	92	71	21
Felony	DF	0	6	6	0	6
Misdemeanor	DM	6	27	27	13	14
Foster Care Review	FC	5	5	5	5	-
Motion - Prot Order	MP	2	2	2	2	-
Permanency	PH	1	1	1	1	-
Show Cause	SC	0	2	2	2	-
Traffic	T	5	6	6	2	4
Term Parental Rights	TP	10	10	10	4	6
Truancy	TR	0	3	3	1	2
Voluntary Continuing Services Agreement	VA	1	1	1	1	-
Juvenile Total		90	190	190	105	85
Staunton Totals		164	424	424	194	230



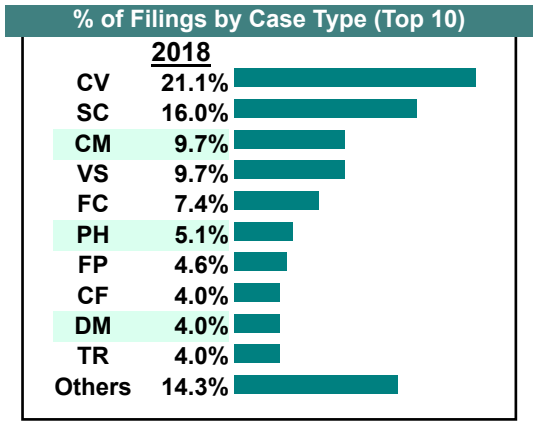
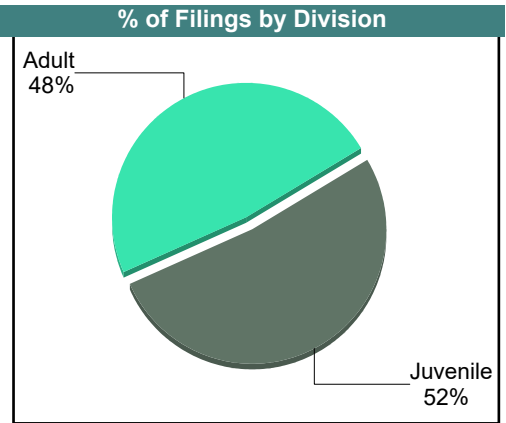

CASELOAD STATISTICS OF THE JUVENILE & DOMESTIC RELATIONS COURTS

June 2018

Staunton

District: 25

		<u>Filings</u>	<u>Hearings</u>	<u>Transactions</u>	<u>Concluded</u>	<u>Cont</u>
<u>Adult</u>						
Non-Family Abuse Prot Order	AP	1	3	3	1	2
Bond Forfeiture	BF	1	1	1	1	-
Capias	CA	6	24	24	10	14
Felony	CF	7	15	15	4	11
Misdemeanor	CM	17	77	77	35	42
Family Abuse - Prot Order	FP	8	14	14	2	12
Motion - Prot Order	MP	1	1	1	1	-
Show Cause	SC	26	77	77	30	47
Civil Support	VS	17	33	33	24	9
Adult Total		84	245	245	108	137
<u>Juvenile</u>						
Abuse or Neglect	AN	0	11	11	7	4
Non-Family Abuse Prot Order	AP	0	1	1	1	-
Child in Need of Services	CS	1	1	1	0	1
Custody Visitation	CV	37	103	103	68	35
Felony	DF	2	17	17	4	13
Misdemeanor	DM	7	31	31	6	25
Foster Care Review	FC	13	13	13	13	-
Initial Foster Care	IF	4	4	4	4	-
Motion - Prot Order	MP	3	3	3	3	-
Permanency	PH	9	9	9	9	-
Petition	PT	0	1	1	0	1
Show Cause	SC	2	3	3	0	3
Status	ST	0	3	3	1	2
Traffic	T	6	14	14	10	4
Truancy	TR	7	12	12	1	11
Juvenile Total		91	226	226	127	99
Staunton Totals		175	471	471	235	236



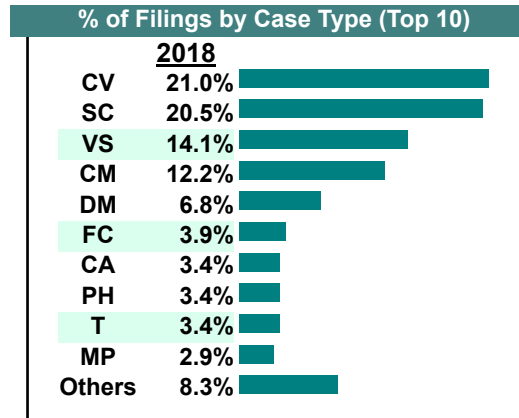
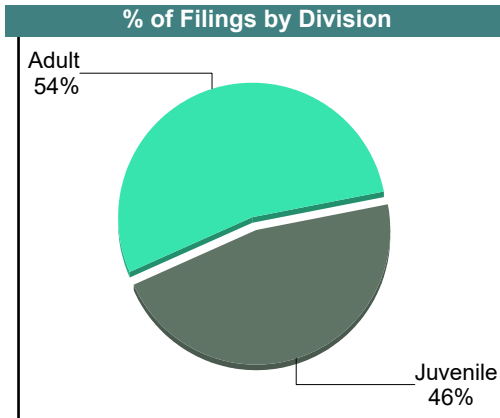

CASELOAD STATISTICS OF THE JUVENILE & DOMESTIC RELATIONS COURTS

May 2018

Staunton

District: 25

		<u>Filings</u>	<u>Hearings</u>	<u>Transactions</u>	<u>Concluded</u>	<u>Cont</u>
<u>Adult</u>						
Non-Family Abuse Prot Order	AP	0	1	1	0	1
Bond Forfeiture	BF	0	2	2	1	1
Capias	CA	7	18	18	4	14
Felony	CF	4	14	14	4	10
Misdemeanor	CM	25	62	62	16	46
Family Abuse - Prot Order	FP	2	9	9	4	5
Motion - Prot Order	MP	2	2	2	1	1
Show Cause	SC	41	90	90	28	62
SL/Other	SL	0	1	1	1	-
Civil Support	VS	29	39	39	31	8
Adult Total		110	238	238	90	148
<u>Juvenile</u>						
Abuse or Neglect	AN	4	19	19	2	17
Non-Family Abuse Prot Order	AP	1	2	2	0	2
Child in Need of Services	CS	1	2	2	1	1
Custody Visitation	CV	43	72	72	48	24
Felony	DF	4	15	15	1	14
Misdemeanor	DM	14	38	38	6	32
Foster Care Review	FC	8	8	8	8	-
Motion - Prot Order	MP	4	8	8	4	4
Permanency	PH	7	7	7	7	-
Petition	PT	1	1	1	0	1
Show Cause	SC	1	2	2	1	1
Traffic	T	7	6	7	3	4
Truancy	TR	0	4	4	2	2
Juvenile Total		95	184	185	83	102
Staunton Totals		205	422	423	173	250



CASELOAD STATISTICS OF THE JUVENILE & DOMESTIC RELATIONS COURTS

Staunton

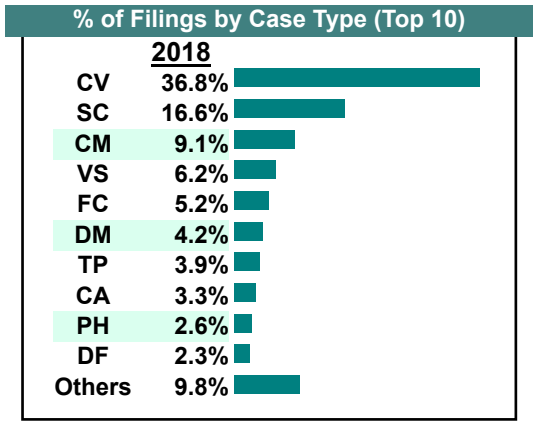
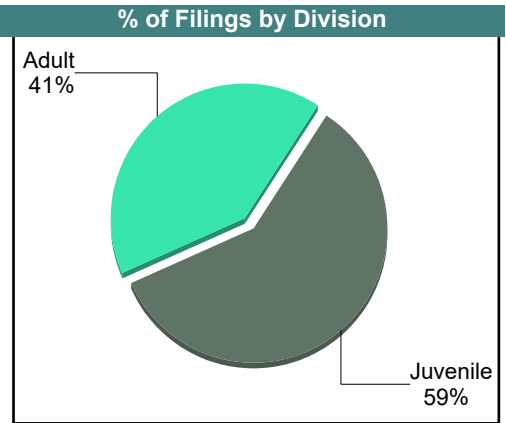

District: 25

April 2018

		<u>Filings</u>	<u>Hearings</u>	<u>Transactions</u>	<u>Concluded</u>	<u>Cont</u>
<u>Adult</u>						
Non-Family Abuse Prot Order	AP	1	2	2	1	1
Bond Forfeiture	BF	1	1	1	0	1
Capias	CA	10	22	22	3	19
Felony	CF	6	25	25	15	10
Misdemeanor	CM	28	83	83	18	65
Family Abuse - Prot Order	FP	5	14	14	8	6
Motion - Prot Order	MP	1	1	1	1	-
Other	OT	3	3	3	3	-
Show Cause	SC	51	89	89	22	67
Civil Support	VS	19	25	25	18	7
Adult Total		125	265	265	89	176

<u>Juvenile</u>						
Abuse or Neglect	AN	6	23	23	2	21
Non-Family Abuse Prot Order	AP	0	3	3	3	-
Custody Visitation	CV	113	149	149	104	45
Felony	DF	7	13	13	0	13
Misdemeanor	DM	13	41	41	6	35
Foster Care Review	FC	16	16	16	16	-
Permanency	PH	8	8	8	8	-
Petition	PT	0	3	3	3	-
Show Cause	SC	0	2	2	0	2
Status	ST	1	3	3	0	3
Traffic	T	3	4	4	0	4
Term Parental Rights	TP	12	12	12	12	-
Truancy	TR	2	11	11	5	6
Voluntary Continuing Services Agreement	VA	1	1	1	1	-
Juvenile Total		182	289	289	160	129

Staunton Totals		307	554	554	249	305
------------------------	--	------------	------------	------------	------------	------------



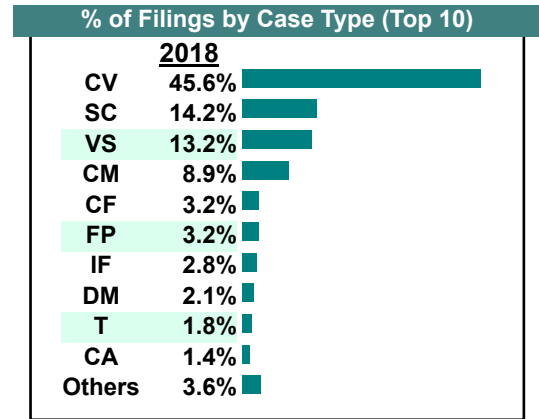
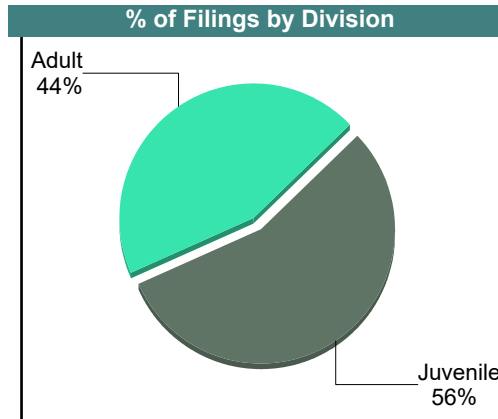
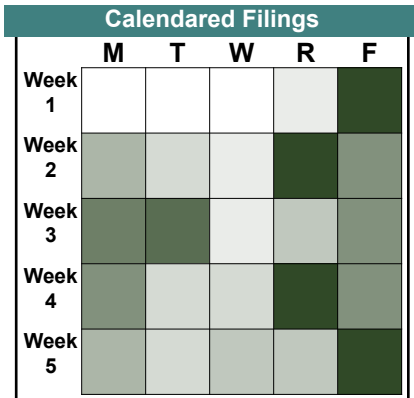
CASELOAD STATISTICS OF THE JUVENILE & DOMESTIC RELATIONS COURTS

March 2018

Staunton

District: 25

		<u>Filings</u>	<u>Hearings</u>	<u>Transactions</u>	<u>Concluded</u>	<u>Cont</u>
Adult						
Non-Family Abuse Prot Order	AP	1	2	2	0	2
Capias	CA	4	16	16	5	11
Felony	CF	9	12	12	1	11
Misdemeanor	CM	25	81	81	25	56
Family Abuse - Prot Order	FP	9	22	22	8	14
Show Cause	SC	40	73	73	16	57
Civil Support	VS	37	47	47	21	26
Adult Total		125	253	253	76	177
Juvenile						
Abuse or Neglect	AN	0	15	15	14	1
Non-Family Abuse Prot Order	AP	1	2	2	1	1
Child in Need of Services	CS	0	1	1	0	1
Custody Visitation	CV	128	167	167	101	66
Felony	DF	2	8	8	2	6
Misdemeanor	DM	6	44	44	13	31
Foster Care Review	FC	1	1	1	1	-
Initial Foster Care	IF	8	8	8	8	-
Petition	PT	1	1	1	0	1
Show Cause	SC	0	4	4	2	2
Status	ST	2	2	2	0	2
Traffic	T	5	13	13	5	8
Truancy	TR	2	6	6	1	5
Juvenile Total		156	272	272	148	124
Staunton Totals		281	525	525	224	301



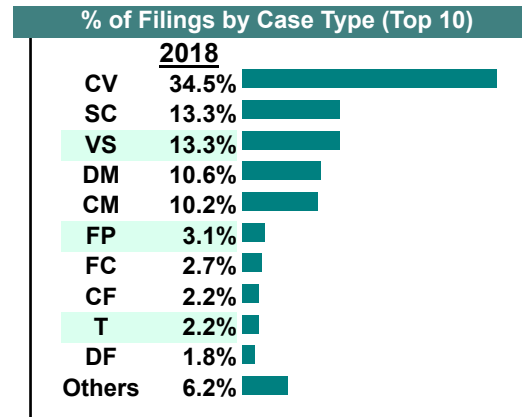
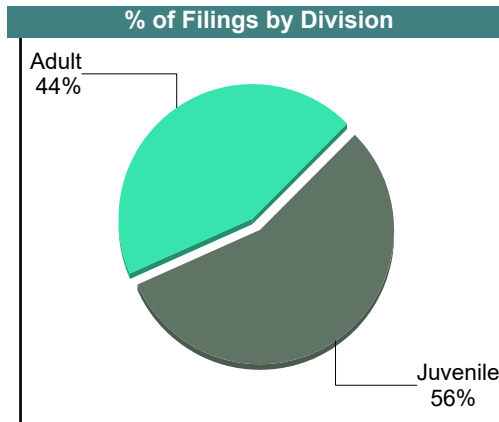
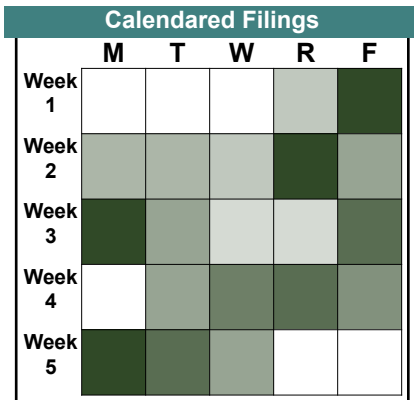
CASELOAD STATISTICS OF THE JUVENILE & DOMESTIC RELATIONS COURTS

February 2018

Staunton

District: 25

		<u>Filings</u>	<u>Hearings</u>	<u>Transactions</u>	<u>Concluded</u>	<u>Cont</u>
<u>Adult</u>						
Bond Forfeiture	BF	2	2	2	1	1
Capias	CA	3	15	15	7	8
Felony	CF	5	30	30	11	19
Misdemeanor	CM	23	69	69	22	47
Family Abuse - Prot Order	FP	7	15	15	4	11
Other	OT	1	1	1	1	-
Show Cause	SC	27	55	55	22	33
SL/Other	SL	2	2	2	1	1
Civil Support	VS	30	36	36	20	16
Adult Total		100	225	225	89	136
<u>Juvenile</u>						
Abuse or Neglect	AN	1	19	19	0	19
Non-Family Abuse Prot Order	AP	2	5	5	1	4
Custody Visitation	CV	78	125	125	74	51
Felony	DF	4	10	10	3	7
Misdemeanor	DM	24	50	50	14	36
Foster Care Review	FC	6	6	6	6	-
Juv Support	JS	0	2	2	1	1
Motion - Prot Order	MP	1	1	1	1	-
Petition	PT	0	2	2	0	2
Show Cause	SC	3	6	6	1	5
Traffic	T	5	10	10	7	3
Truancy	TR	2	10	10	3	7
Juvenile Total		126	246	246	111	135
Staunton Totals		226	471	471	200	271



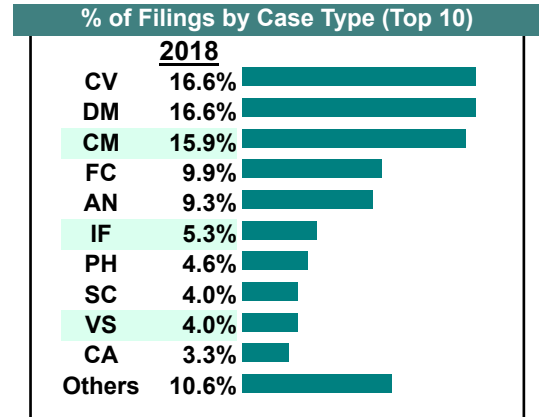
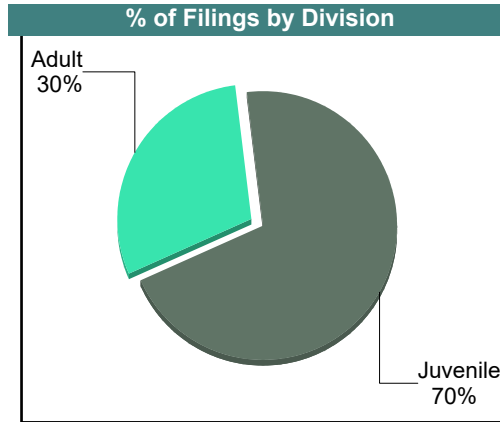
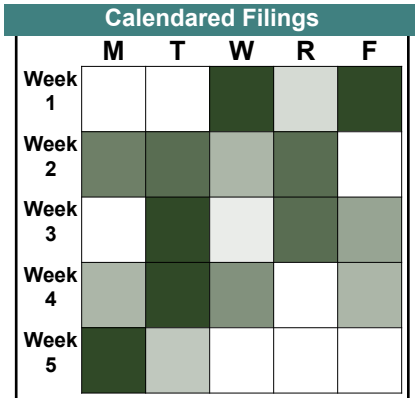
CASELOAD STATISTICS OF THE JUVENILE & DOMESTIC RELATIONS COURTS

January 2018

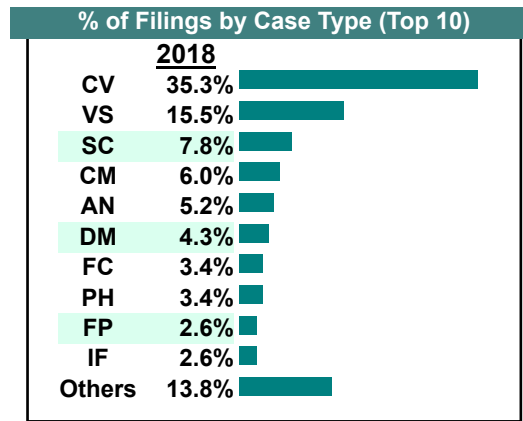
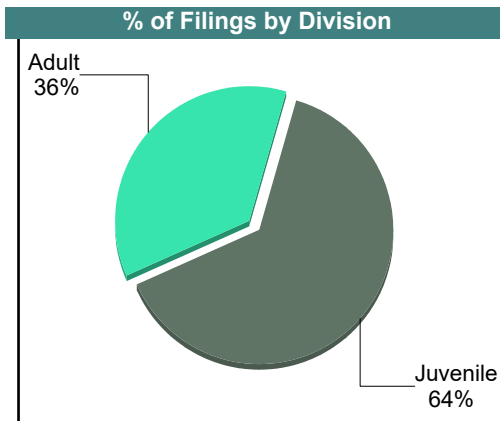
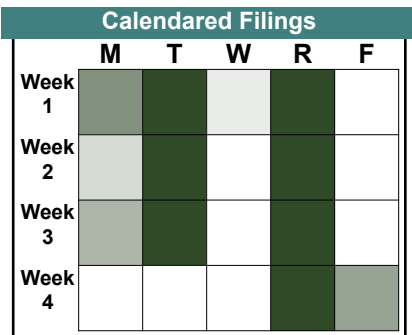
Staunton

District: 25

		<u>Filings</u>	<u>Hearings</u>	<u>Transactions</u>	<u>Concluded</u>	<u>Cont</u>
<u>Adult</u>						
Capias	CA	5	21	21	7	14
Felony	CF	1	5	5	2	3
Misdemeanor	CM	24	72	72	20	52
Family Abuse - Prot Order	FP	3	7	7	2	5
Protective Order	PC	1	1	1	1	-
Show Cause	SC	5	27	27	15	12
Civil Support	VS	6	14	14	8	6
Adult Total		45	147	147	55	92
<u>Juvenile</u>						
Abuse or Neglect	AN	14	57	57	14	43
Child in Need of Services	CS	1	1	1	0	1
Custody Visitation	CV	25	44	44	32	12
Felony	DF	3	10	10	0	10
Misdemeanor	DM	25	53	53	15	38
Foster Care Review	FC	15	15	15	15	-
Initial Foster Care	IF	8	8	8	8	-
Motion - Prot Order	MP	1	1	1	1	-
Permanency	PH	7	7	7	7	-
Petition	PT	2	3	3	2	1
Show Cause	SC	1	3	3	1	2
Status	ST	0	1	1	0	1
Traffic	T	4	9	9	4	5
Truancy	TR	0	9	9	1	8
Juvenile Total		106	221	221	100	121
Staunton Totals		151	368	368	155	213



		Filings	Hearings	Transactions	Concluded	Cont
Adult						
Non-Family Abuse Prot Order	AP	1	1	1	0	1
Capias	CA	2	13	13	9	4
Felony	CF	0	14	14	3	11
Misdemeanor	CM	7	32	32	9	22
Family Abuse - Prot Order	FP	3	13	13	5	8
Remand Support	RS	3	3	3	3	-
Show Cause	SC	8	49	49	29	18
Civil Support	VS	18	31	31	18	11
Adult Total		42	156	156	76	75
Juvenile						
Abuse or Neglect	AN	6	17	17	5	12
Capias	CA	0	2	2	0	2
Child in Need of Services	CS	0	5	5	1	4
Custody Visitation	CV	41	101	101	59	40
Felony	DF	0	10	10	0	10
Misdemeanor	DM	5	18	18	3	15
Foster Care Review	FC	4	4	4	4	-
Initial Foster Care	IF	3	3	3	3	-
Permanency	PH	4	4	4	4	-
Petition	PT	2	2	2	0	2
Remand Custody	RC	2	2	2	1	-
Remand Visitation	RV	2	2	2	2	-
Show Cause	SC	1	2	2	0	2
Status	ST	1	7	7	2	5
Traffic	T	3	5	5	2	3
Truancy	TR	0	3	3	2	1
Juvenile Total		74	187	187	88	96
Waynesboro Totals		116	343	343	164	171



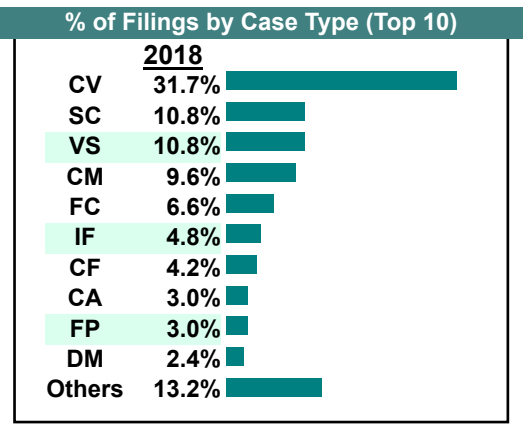
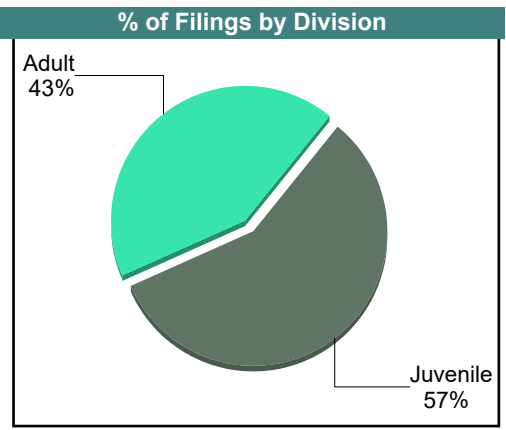

CASELOAD STATISTICS OF THE JUVENILE & DOMESTIC RELATIONS COURTS

Waynesboro

District: 25

November 2018

		Filings	Hearings	Transactions	Concluded	Cont
Adult						
Capias	CA	5	12	12	4	8
Felony	CF	7	15	15	1	14
Misdemeanor	CM	16	44	44	19	25
Family Abuse - Prot Order	FP	5	13	13	5	8
Violation of PO	PV	1	1	1	1	-
Remand Support	RS	1	1	1	1	-
Show Cause	SC	17	62	62	12	46
SL/Other	SL	1	1	1	0	1
Civil Support	VS	18	39	39	11	27
Adult Total		71	188	188	54	129
Juvenile						
Abuse or Neglect	AN	0	21	21	8	13
Capias	CA	0	3	3	0	3
Custody Relief	CR	2	4	4	3	1
Child in Need of Services	CS	0	1	1	0	1
Custody Visitation	CV	53	110	110	53	57
Felony	DF	2	9	9	2	7
Misdemeanor	DM	4	34	34	5	29
Emancipation	EP	1	1	1	1	-
Foster Care Review	FC	11	11	11	11	-
Initial Foster Care	IF	8	10	10	8	2
Motion - Prot Order	MP	0	2	2	0	2
Permanency	PH	1	1	1	1	-
Petition	PT	0	1	1	1	-
Remand Custody	RC	2	2	2	2	-
Remand Visitation	RV	2	2	2	2	-
Show Cause	SC	1	5	5	1	4
Status	ST	3	14	14	1	13
Traffic	T	2	2	2	0	2
Truancy	TR	4	7	7	2	5
Juvenile Total		96	240	240	101	139
Waynesboro Totals		167	428	428	155	268



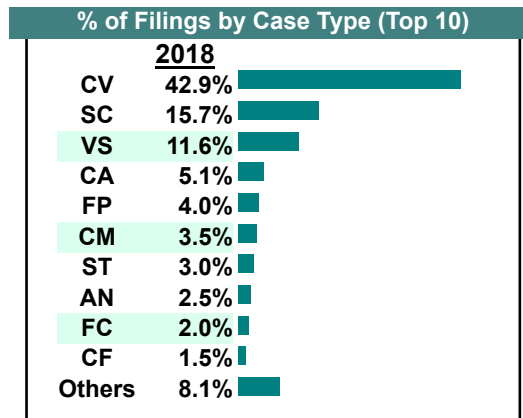
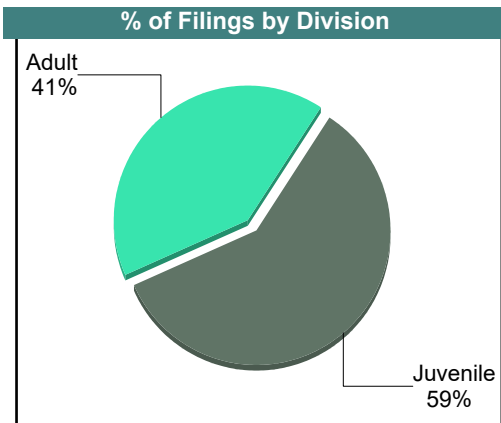
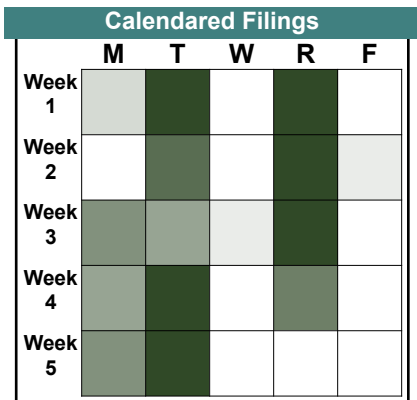
CASELOAD STATISTICS OF THE JUVENILE & DOMESTIC RELATIONS COURTS

Waynesboro

District: 25

October 2018

		Filings	Hearings	Transactions	Concluded	Cont
Adult						
Non-Family Abuse Prot Order	AP	1	1	1	1	-
Capias	CA	9	24	24	11	13
Felony	CF	3	12	12	4	8
Misdemeanor	CM	7	55	55	18	37
Family Abuse - Prot Order	FP	8	21	21	8	13
Motion - Prot Order	MP	1	1	1	1	-
Violation of PO	PV	1	1	1	1	-
Remand Support	RS	1	1	1	1	-
Show Cause	SC	27	107	107	46	61
Civil Support	VS	23	41	41	24	17
Adult Total		81	264	264	115	149
Juvenile						
Abuse or Neglect	AN	5	20	20	2	18
Capias	CA	1	2	2	0	2
Custody Relief	CR	1	1	1	0	1
Child in Need of Services	CS	0	4	4	2	2
Custody Visitation	CV	85	134	134	75	59
Felony	DF	0	10	10	2	8
Misdemeanor	DM	1	52	52	17	35
Foster Care Review	FC	4	5	5	5	-
Initial Foster Care	IF	2	2	2	2	-
Juv Support	JS	0	1	1	1	-
Motion - Prot Order	MP	2	2	2	0	2
Permanency	PH	1	1	1	1	-
Petition	PT	1	3	3	2	1
Remand Custody	RC	2	2	2	2	-
Remand Visitation	RV	2	2	2	2	-
Show Cause	SC	4	8	8	4	4
Status	ST	6	13	13	3	10
Traffic	T	0	2	2	2	-
Term Parental Rights	TP	0	2	2	2	-
Truancy	TR	0	6	6	2	4
Juvenile Total		117	272	272	126	146
Waynesboro Totals		198	536	536	241	295



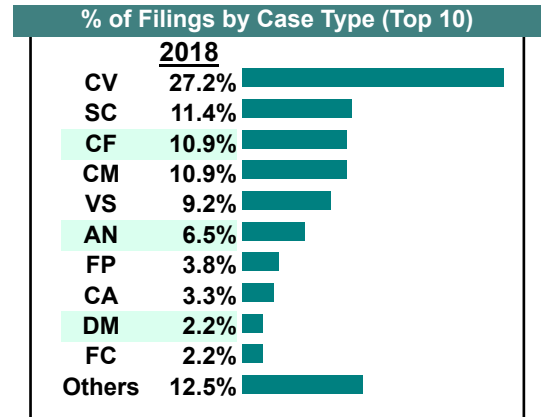
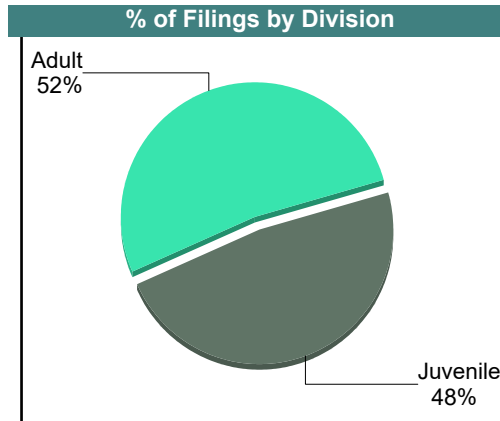
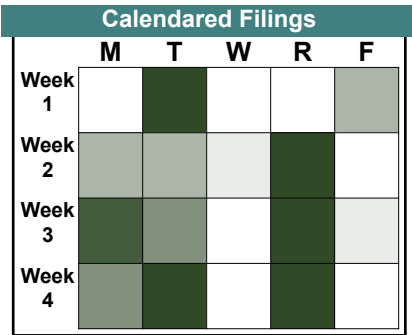
CASELOAD STATISTICS OF THE JUVENILE & DOMESTIC RELATIONS COURTS

September 2018

Waynesboro

District: 25

		<u>Filings</u>	<u>Hearings</u>	<u>Transactions</u>	<u>Concluded</u>	<u>Cont</u>
<u>Adult</u>						
Capias	CA	6	22	22	10	12
Felony	CF	20	49	49	24	25
Misdemeanor	CM	20	56	56	14	42
Family Abuse - Prot Order	FP	7	12	12	2	10
Motion - Prot Order	MP	1	1	1	1	-
Remand Support	RS	4	4	4	4	-
Show Cause	SC	19	66	66	25	41
SL/Other	SL	2	2	2	2	-
Civil Support	VS	17	30	30	20	10
Adult Total		96	242	242	102	140
<u>Juvenile</u>						
Abuse or Neglect	AN	12	28	28	7	21
Capias	CA	0	1	1	0	1
Child in Need of Services	CS	0	3	3	1	2
Custody Visitation	CV	50	114	114	54	60
Felony	DF	0	4	4	0	4
Misdemeanor	DM	4	16	16	4	12
Foster Care Review	FC	4	4	4	3	1
Permanency	PH	2	2	2	2	-
Petition	PT	1	1	1	0	1
Remand Custody	RC	4	4	4	4	-
Remand Visitation	RV	4	4	4	4	-
Show Cause	SC	2	5	5	2	3
Status	ST	1	3	3	1	2
Traffic	T	4	5	6	4	2
Truancy	TR	0	6	6	1	5
Juvenile Total		88	200	201	87	114
Waynesboro Totals		184	442	443	189	254



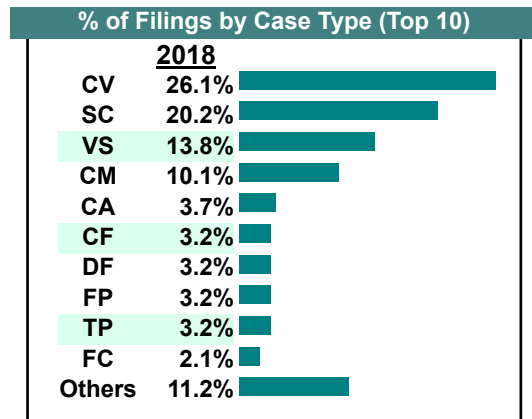
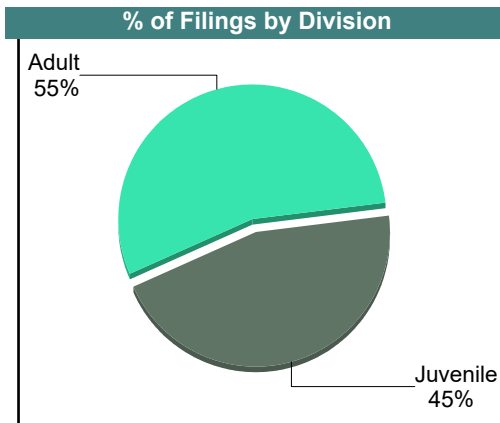
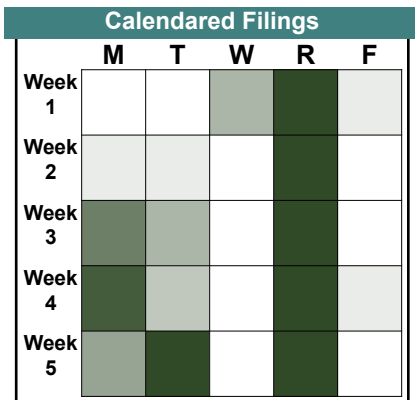
CASELOAD STATISTICS OF THE JUVENILE & DOMESTIC RELATIONS COURTS

Waynesboro

District: 25

August 2018

		<u>Filings</u>	<u>Hearings</u>	<u>Transactions</u>	<u>Concluded</u>	<u>Cont</u>
Adult						
Capias	CA	7	11	11	2	9
Felony	CF	6	12	12	3	9
Misdemeanor	CM	19	47	47	18	29
Family Abuse - Prot Order	FP	6	16	16	7	9
Remand Support	RS	2	2	2	2	-
Show Cause	SC	37	84	84	25	59
Civil Support	VS	26	42	42	21	21
Adult Total		103	214	214	78	136
Juvenile						
Abuse or Neglect	AN	2	9	9	0	9
Capias	CA	0	2	2	0	2
Custody Relief	CR	1	2	2	2	-
Child in Need of Services	CS	0	3	3	0	3
Custody Visitation	CV	49	99	99	53	46
Felony	DF	6	20	20	4	16
Misdemeanor	DM	2	44	44	8	36
Foster Care Review	FC	4	4	4	4	-
Initial Foster Care	IF	1	1	1	1	-
Motion - Prot Order	MP	0	2	2	2	-
Permanency	PH	2	2	2	2	-
Petition	PT	1	2	2	1	1
Remand Custody	RC	2	2	2	2	-
Remand Visitation	RV	2	2	2	2	-
Show Cause	SC	1	3	3	1	2
Status	ST	4	9	9	4	5
Traffic	T	2	7	7	4	3
Term Parental Rights	TP	6	8	8	6	2
Truancy	TR	0	6	6	2	4
Juvenile Total		85	227	227	98	129
Waynesboro Totals		188	441	441	176	265



CASELOAD STATISTICS OF THE JUVENILE & DOMESTIC RELATIONS COURTS

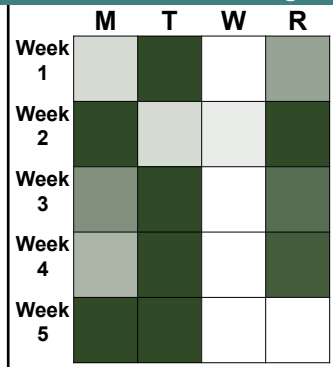
Waynesboro

District: 25

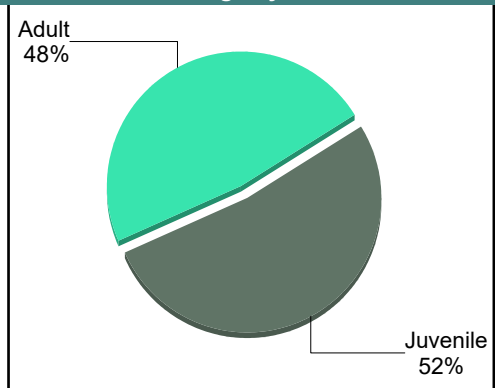
July 2018

		Filings	Hearings	Transactions	Concluded	Cont
Adult						
Capias	CA	6	25	25	17	8
Felony	CF	6	19	19	10	9
Misdemeanor	CM	19	69	69	31	38
Family Abuse - Prot Order	FP	8	15	15	5	10
Motion - Prot Order	MP	1	1	1	1	-
Violation of PO	PV	1	1	1	1	-
Remand Support	RS	1	1	1	1	-
Show Cause	SC	25	87	87	23	64
SL/Other	SL	1	1	1	1	-
Civil Support	VS	23	37	37	18	19
Adult Total		91	256	256	108	148
Juvenile						
Abuse or Neglect	AN	3	15	15	12	3
Capias	CA	1	3	3	1	2
Custody Relief	CR	1	1	1	0	1
Child in Need of Services	CS	1	5	5	1	4
Custody Visitation	CV	68	108	108	54	54
Felony	DF	0	8	8	0	8
Misdemeanor	DM	3	53	53	2	51
Foster Care Review	FC	3	3	3	3	-
Initial Foster Care	IF	9	9	9	9	-
Juv Support	JS	1	1	1	0	1
Motion - Prot Order	MP	2	2	2	0	2
Petition	PT	2	3	3	2	1
Remand Custody	RC	2	2	2	2	-
Remand Visitation	RV	2	2	2	2	-
Show Cause	SC	0	3	3	1	2
Status	ST	1	7	7	1	6
Traffic	T	1	4	4	3	1
Truancy	TR	0	4	4	2	2
Juvenile Total		100	233	233	95	138
Waynesboro Totals		191	489	489	203	286

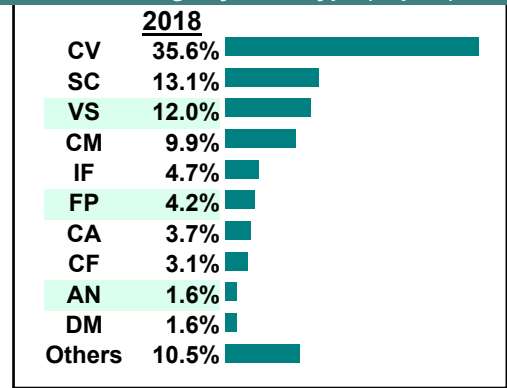
Calendared Filings



% of Filings by Division



% of Filings by Case Type (Top 10)



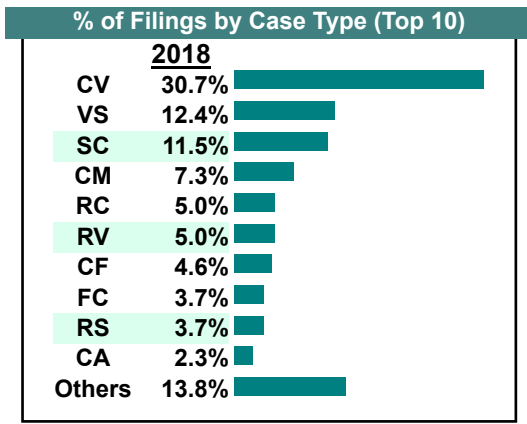
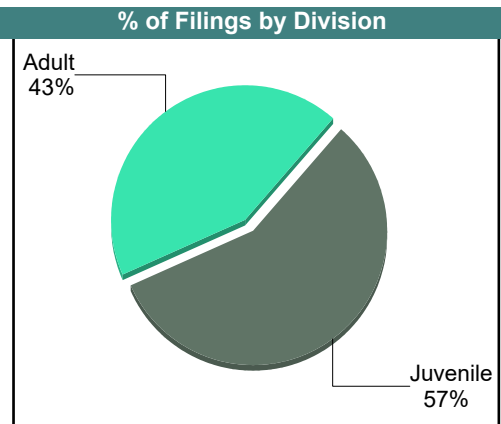
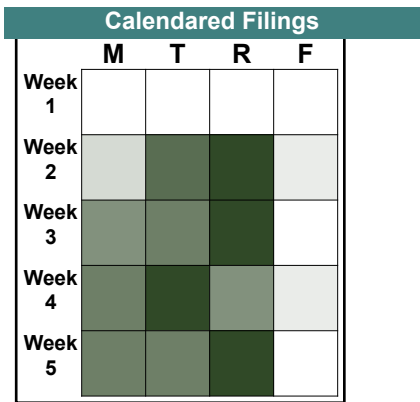
CASELOAD STATISTICS OF THE JUVENILE & DOMESTIC RELATIONS COURTS

Waynesboro

District: 25

June 2018

		<u>Filings</u>	<u>Hearings</u>	<u>Transactions</u>	<u>Concluded</u>	<u>Cont</u>
<u>Adult</u>						
Capias	CA	5	28	28	8	20
Felony	CF	10	52	52	31	21
Misdemeanor	CM	16	70	70	21	49
Family Abuse - Prot Order	FP	3	12	12	8	4
Other	OT	0	1	1	1	-
Violation of PO	PV	2	2	2	2	-
Remand Support	RS	8	8	8	8	-
Show Cause	SC	23	69	69	30	39
Civil Support	VS	27	48	48	28	20
Adult Total		94	290	290	137	153
<u>Juvenile</u>						
Abuse or Neglect	AN	0	13	13	1	12
Capias	CA	0	3	3	1	2
Custody Relief	CR	0	2	2	2	-
Child in Need of Services	CS	4	5	5	1	4
Custody Visitation	CV	67	145	145	87	58
Felony	DF	2	22	22	5	17
Misdemeanor	DM	5	50	50	4	46
Foster Care Review	FC	8	8	8	8	-
Initial Foster Care	IF	4	4	4	4	-
Permanency	PH	5	5	5	5	-
Petition	PT	1	6	6	6	-
Remand Custody	RC	11	11	11	11	-
Remand Visitation	RV	11	11	11	11	-
Show Cause	SC	2	7	7	4	3
Status	ST	0	10	10	4	6
Traffic	T	2	2	2	1	1
Term Parental Rights	TP	2	2	2	0	2
Truancy	TR	0	9	9	3	6
Juvenile Total		124	315	315	158	157
Waynesboro Totals		218	605	605	295	310



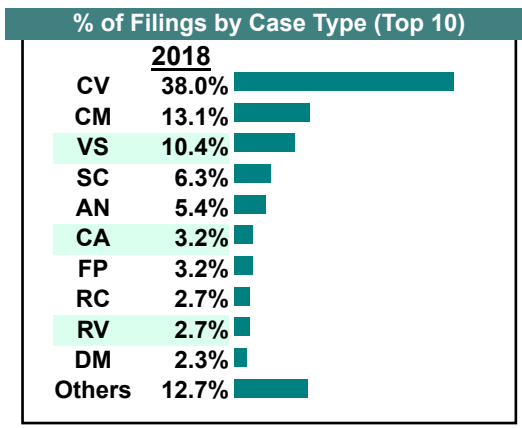
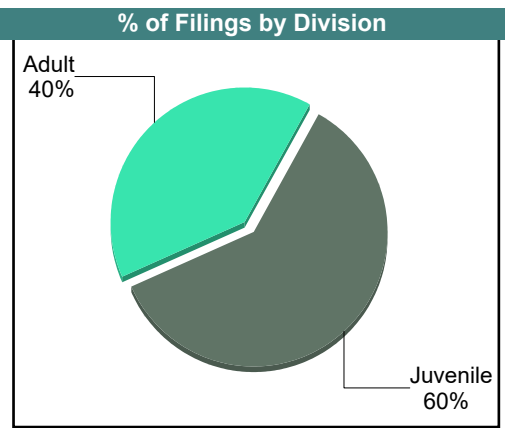

CASELOAD STATISTICS OF THE JUVENILE & DOMESTIC RELATIONS COURTS

Waynesboro

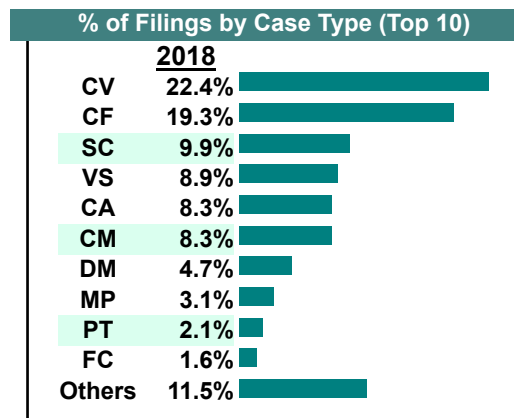
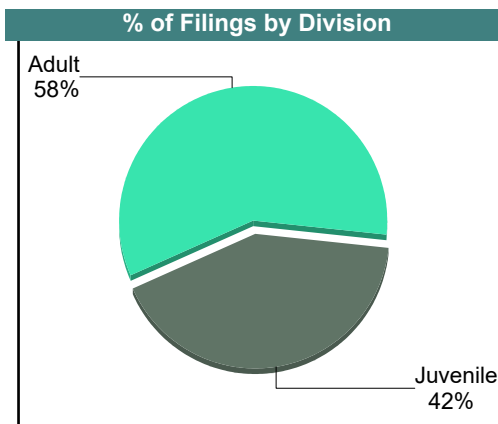
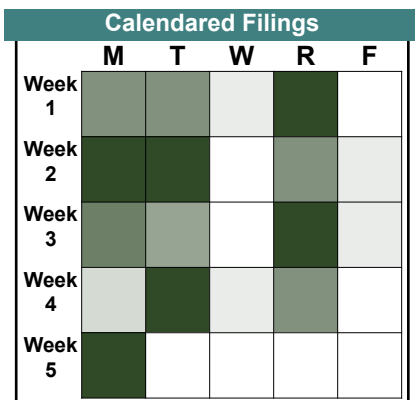
District: 25

May 2018

		Filings	Hearings	Transactions	Concluded	Cont
Adult						
Capias	CA	6	32	32	21	11
Felony	CF	3	21	21	12	9
Misdemeanor	CM	29	75	75	20	55
Family Abuse - Prot Order	FP	7	13	13	5	8
Motion - Prot Order	MP	1	1	1	1	-
Other	OT	1	1	1	0	1
Remand Support	RS	5	5	5	5	-
Show Cause	SC	13	69	69	26	43
Civil Support	VS	23	40	40	24	16
Adult Total		88	257	257	114	143
Juvenile						
Abuse or Neglect	AN	12	26	26	1	25
Capias	CA	1	2	2	0	2
Child in Need of Services	CS	1	3	3	1	2
Custody Visitation	CV	84	135	135	90	45
Felony	DF	3	17	17	7	10
Misdemeanor	DM	5	45	45	10	35
Foster Care Review	FC	2	2	2	2	-
Initial Foster Care	IF	1	1	1	1	-
Motion - Prot Order	MP	4	4	4	4	-
Petition	PT	0	3	3	1	2
Remand Custody	RC	6	6	6	6	-
Remand Visitation	RV	6	6	6	6	-
Show Cause	SC	1	5	5	1	4
Status	ST	3	16	16	1	15
Traffic	T	3	5	5	2	3
Truancy	TR	1	15	15	1	14
Juvenile Total		133	291	291	134	157
Waynesboro Totals		221	548	548	248	300



		Filings	Hearings	Transactions	Concluded	Cont
Adult						
Capias	CA	15	39	39	17	22
Felony	CF	37	57	58	3	55
Misdemeanor	CM	16	59	59	9	50
Family Abuse - Prot Order	FP	2	5	5	0	5
Motion - Prot Order	MP	4	4	4	4	-
Other	OT	2	2	2	2	-
Remand Support	RS	1	1	1	1	-
Show Cause	SC	17	81	81	30	51
SL/Other	SL	1	1	1	1	-
Civil Support	VS	17	39	39	22	17
Adult Total		112	288	289	89	200
Juvenile						
Abuse or Neglect	AN	1	7	7	4	3
Capias	CA	1	5	5	1	4
Custody Relief	CR	2	4	4	0	4
Child in Need of Services	CS	0	2	2	0	2
Custody Visitation	CV	43	103	103	50	53
Felony	DF	2	26	26	6	20
Misdemeanor	DM	9	82	82	11	71
Foster Care Review	FC	3	3	3	3	-
Initial Foster Care	IF	3	4	4	3	1
Motion - Prot Order	MP	2	4	4	4	-
Petition	PT	4	4	4	1	3
Remand Custody	RC	2	2	2	2	-
Remand Visitation	RV	2	2	2	2	-
Show Cause	SC	2	6	6	2	4
Status	ST	3	17	17	7	10
Traffic	T	1	3	3	1	2
Truancy	TR	0	10	10	2	8
Juvenile Total		80	284	284	99	185
Waynesboro Totals		192	572	573	188	385



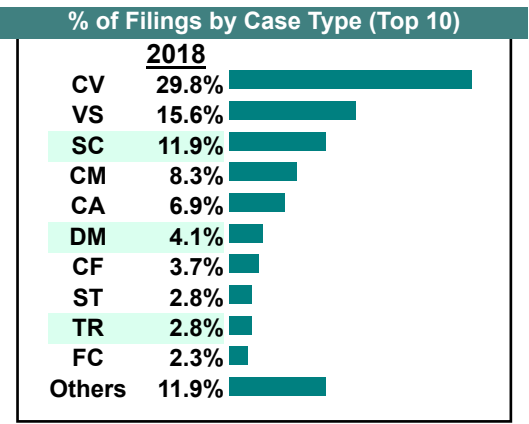
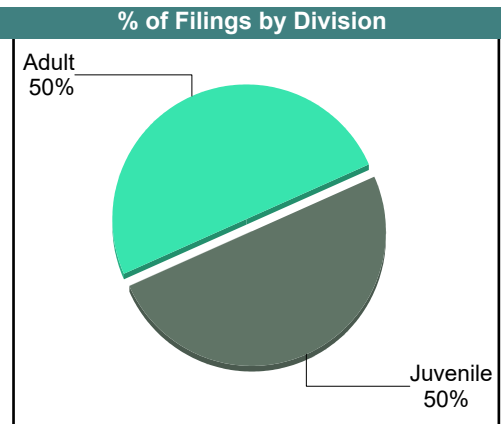
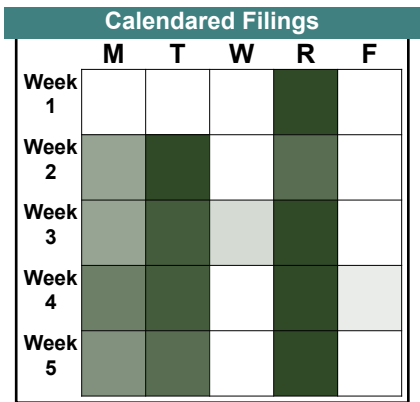
CASELOAD STATISTICS OF THE JUVENILE & DOMESTIC RELATIONS COURTS

Waynesboro

District: 25

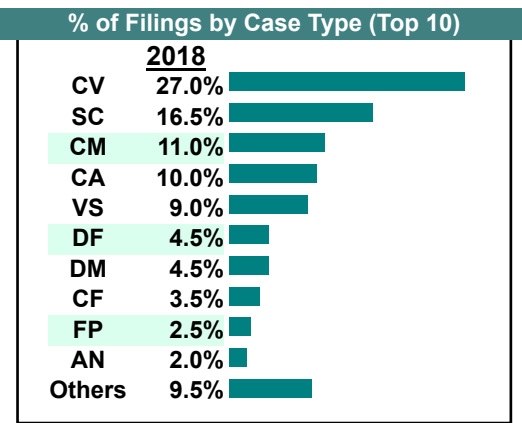
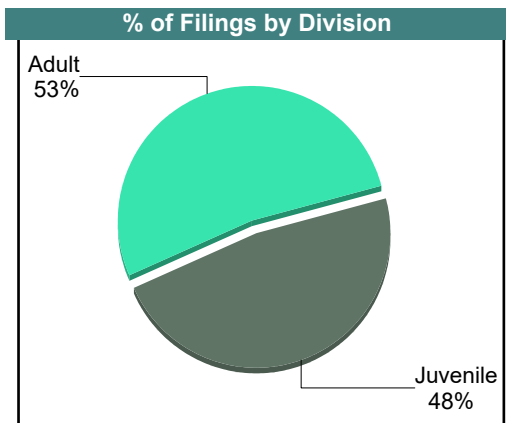

March 2018

		<u>Filings</u>	<u>Hearings</u>	<u>Transactions</u>	<u>Concluded</u>	<u>Cont</u>
<u>Adult</u>						
Capias	CA	14	36	36	15	21
Felony	CF	8	17	17	5	12
Misdemeanor	CM	18	64	64	27	37
Family Abuse - Prot Order	FP	2	4	4	2	2
Motion - Prot Order	MP	1	1	1	1	-
Other	OT	3	3	3	3	-
Violation Fam Abuse PO	PS	1	1	1	1	-
Violation of PO	PV	3	3	3	3	-
Show Cause	SC	22	95	95	28	67
SL/Other	SL	3	3	3	3	-
Civil Support	VS	34	57	57	29	28
Adult Total		109	284	284	117	167
<u>Juvenile</u>						
Abuse or Neglect	AN	1	14	14	8	6
Capias	CA	1	3	3	1	2
Custody Relief	CR	0	1	1	1	-
Child in Need of Services	CS	0	5	5	1	4
Custody Visitation	CV	65	114	114	55	59
Felony	DF	2	14	14	0	14
Misdemeanor	DM	9	34	34	6	28
Emancipation	EP	0	1	1	1	-
Foster Care Review	FC	5	5	5	5	-
Motion - Prot Order	MP	1	1	1	1	-
Petition	PT	4	6	6	2	4
Show Cause	SC	4	6	6	2	4
Status	ST	6	15	15	3	12
Traffic	T	3	5	5	3	2
Term Parental Rights	TP	2	2	2	2	-
Truancy	TR	6	18	18	2	16
Juvenile Total		109	244	244	93	151
Waynesboro Totals		218	528	528	210	318



February 2018

		Filings	Hearings	Transactions	Concluded	Cont
Adult						
Capias	CA	19	36	36	10	26
Felony	CF	7	18	18	7	11
Misdemeanor	CM	22	54	54	23	31
Family Abuse - Prot Order	FP	5	18	18	10	8
Motion - Prot Order	MP	1	1	1	1	-
Violation of PO	PV	2	2	2	2	-
Show Cause	SC	31	119	119	29	89
SL/Other	SL	0	1	1	1	-
Civil Support	VS	18	37	37	24	13
Adult Total		105	286	286	107	178
Juvenile						
Abuse or Neglect	AN	4	16	16	0	16
Capias	CA	1	3	3	0	3
Custody Relief	CR	1	1	1	0	1
Child in Need of Services	CS	0	2	2	0	2
Custody Visitation	CV	54	130	130	63	66
Felony	DF	9	33	33	2	31
Misdemeanor	DM	9	59	59	12	45
Foster Care Review	FC	4	4	4	4	-
Initial Foster Care	IF	1	1	1	1	-
Motion - Prot Order	MP	0	3	3	3	-
Permanency	PH	1	1	1	1	-
Petition	PT	2	2	2	0	2
Show Cause	SC	2	8	8	4	4
Status	ST	4	13	13	0	13
Traffic	T	2	3	3	1	2
Truancy	TR	1	5	5	0	5
Juvenile Total		95	284	284	91	190
Waynesboro Totals		200	570	570	198	368



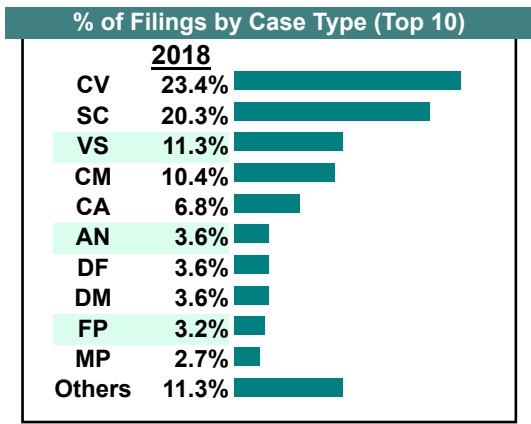
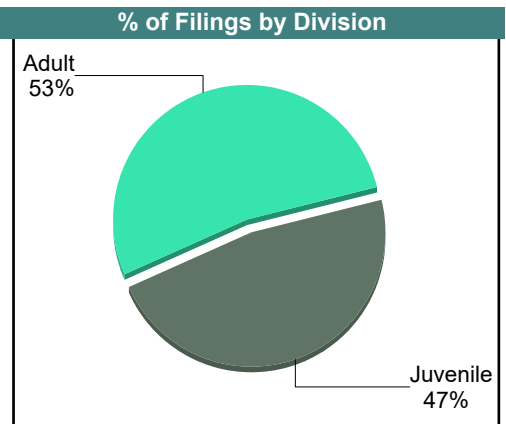

CASELOAD STATISTICS OF THE JUVENILE & DOMESTIC RELATIONS COURTS

Waynesboro

District: 25

January 2018

		<u>Filings</u>	<u>Hearings</u>	<u>Transactions</u>	<u>Concluded</u>	<u>Cont</u>
<u>Adult</u>						
Capias	CA	14	25	25	9	16
Felony	CF	4	14	14	2	12
Misdemeanor	CM	23	64	64	20	44
Family Abuse - Prot Order	FP	7	14	14	5	9
Other	OT	1	1	1	1	-
Show Cause	SC	43	102	102	15	87
Civil Support	VS	25	40	40	17	23
Adult Total		117	260	260	69	191
<u>Juvenile</u>						
Abuse or Neglect	AN	8	17	17	1	16
Non-Family Abuse Prot Order	AP	2	4	4	2	2
Capias	CA	1	1	1	0	1
Child in Need of Services	CS	2	3	3	0	3
Custody Visitation	CV	52	113	113	57	56
Felony	DF	8	19	19	2	17
Misdemeanor	DM	8	88	88	6	82
Foster Care Review	FC	3	3	3	3	-
Initial Foster Care	IF	1	1	1	1	-
Motion - Prot Order	MP	6	8	8	3	5
Petition	PT	1	2	2	2	-
Show Cause	SC	2	5	5	0	5
Status	ST	2	6	6	0	6
Traffic	T	3	4	4	1	3
Truancy	TR	6	10	10	0	10
Juvenile Total		105	284	284	78	206
Waynesboro Totals		222	544	544	147	397



Filings by Court & Division

		Alleghany	Augusta	Bath	Botetourt	Buena Vista	Craig	Highland	Rockbridge	Staunton	Waynesboro	Total	
A	Show Cause	148 9%	621 36%	20 1%	95 5%	58 3%	25 1%	2 0%	171 10%	319 18%	282 16%	1,741	
	Civil Support	211 13%	469 28%	26 2%	178 11%	52 3%	32 2%	6 0%	203 12%	219 13%	269 16%	1,665	
	Adult Misdemeanor	207 14%	398 27%	13 1%	135 9%	44 3%	24 2%	2 0%	207 14%	244 16%	212 14%	1,486	
	Adult Felony	58 10%	120 21%	6 1%	35 6%	36 6%	2 0%	8 1%	103 18%	81 14%	111 20%	560	
	Family Abuse - Prot Order	47 10%	179 36%	2 0%	43 9%	16 3%	8 2%	1 0%	56 11%	78 16%	63 13%	493	
	Capias	18 5%	124 31%	1 0%	16 4%	9 2%	6 2%	- 0%	31 8%	82 21%	108 27%	395	
	Remand Support	26 27%	23 24%	- 0%	10 11%	1 1%	3 3%	1 1%	5 5%	- 0%	26 27%	95	
	Motion - Prot Order	3 3%	37 41%	1 1%	12 13%	3 3%	3 3%	- 0%	10 11%	11 12%	10 11%	90	
	Non-Family Abuse Prot Order	5 10%	12 25%	- 0%	10 21%	3 6%	4 8%	- 0%	5 10%	7 15%	2 4%	48	
	SL/Other	5 15%	12 35%	- 0%	- 0%	- 0%	1 3%	- 0%	6 18%	2 6%	8 24%	34	
	Other	1 3%	10 31%	- 0%	4 13%	3 9%	- 0%	- 0%	- 0%	7 22%	7 22%	32	
	Bond Forfeiture	- 0%	10 48%	- 0%	- 0%	- 0%	- 0%	- 0%	- 0%	11 52%	- 0%	21	
	Violation of PO	- 0%	3 16%	- 0%	- 0%	- 0%	- 0%	- 0%	6 32%	- 0%	10 53%	19	
	Protective Order	- 0%	- 0%	- 0%	1 17%	- 0%	1 17%	- 0%	3 50%	1 17%	- 0%	6	
	Criminal Support	- 0%	1 50%	- 0%	- 0%	- 0%	- 0%	- 0%	- 0%	1 50%	- 0%	2	
	Violation Fam Abuse PO	- 0%	- 0%	- 0%	- 0%	- 0%	- 0%	- 0%	- 0%	- 0%	1 100%	1	
	Total		729	2,019	69	539	225	109	20	806	1,063	1,109	6,688
			11%	30%	1%	8%	3%	2%	0%	12%	16%	17%	
	J	Custody Visitation	547 11%	1,517 31%	51 1%	514 11%	155 3%	71 1%	31 1%	550 11%	673 14%	711 15%	4,820
		Delinquency	117 12%	234 24%	11 1%	130 13%	41 4%	20 2%	10 1%	136 14%	179 18%	98 10%	976
Traffic		44 8%	200 35%	21 4%	135 23%	16 3%	8 1%	6 1%	58 10%	65 11%	26 4%	579	
Abuse or Neglect		37 8%	137 31%	5 1%	6 1%	35 8%	10 2%	8 2%	97 22%	57 13%	54 12%	446	
Foster Care Review		9 3%	84 29%	- 0%	1 0%	9 3%	4 1%	- 0%	35 12%	92 32%	55 19%	289	
Status Offense/Other		37 20%	25 14%	4 2%	37 20%	27 15%	1 1%	- 0%	16 9%	4 2%	34 18%	185	
Remand Custody		41 26%	28 18%	2 1%	11 7%	7 4%	12 8%	6 4%	15 9%	4 3%	33 21%	159	

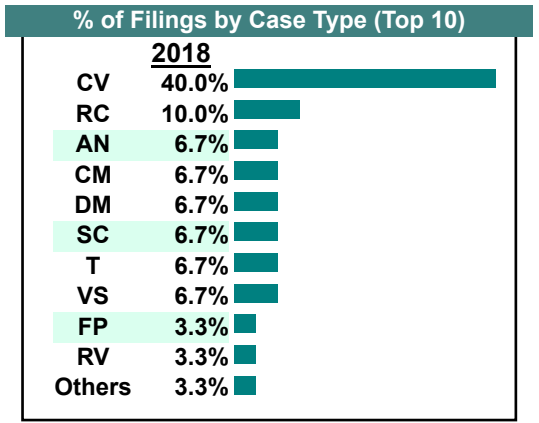
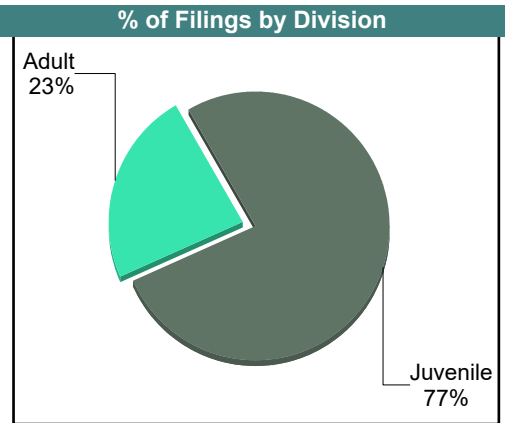

	Alleghany	Augusta	Bath	Botetourt	Buena Vista	Craig	Highland	Rockbridge	Staunton	Waynesboro	Total
J Permanency	12	31	-	-	18	6	3	21	49	16	156
	8%	20%	0%	0%	12%	4%	2%	13%	31%	10%	
Motion - Prot Order	1	66	-	2	9	-	-	34	20	17	149
	1%	44%	0%	1%	6%	0%	0%	23%	13%	11%	
Initial Foster Care	14	33	-	1	10	5	-	8	27	33	131
	11%	25%	0%	1%	8%	4%	0%	6%	21%	25%	
Show Cause	27	47	-	2	5	1	1	1	13	22	119
	23%	39%	0%	2%	4%	1%	1%	1%	11%	18%	
Truancy	2	41	-	4	2	5	-	23	21	18	116
	2%	35%	0%	3%	2%	4%	0%	20%	18%	16%	
Term Parental Rights	4	8	-	-	-	2	4	4	62	10	94
	4%	9%	0%	0%	0%	2%	4%	4%	66%	11%	
Remand Visitation	2	27	2	-	5	11	2	9	-	33	91
	2%	30%	2%	0%	5%	12%	2%	10%	0%	36%	
Child in Need of Services	8	20	-	10	2	2	-	27	8	8	85
	9%	24%	0%	12%	2%	2%	0%	32%	9%	9%	
Paternity	9	9	-	2	3	2	-	9	5	19	58
	16%	16%	0%	3%	5%	3%	0%	16%	9%	33%	
Custody Relief	10	3	-	2	-	1	-	-	-	8	24
	42%	13%	0%	8%	0%	4%	0%	0%	0%	33%	
Non-Family Abuse Prot Order	5	7	-	1	1	-	-	-	5	2	21
	24%	33%	0%	5%	5%	0%	0%	0%	24%	10%	
Entrustment	2	-	-	-	-	4	2	-	-	-	8
	25%	0%	0%	0%	0%	50%	25%	0%	0%	0%	
Capias	-	-	-	-	-	-	-	-	-	7	7
	0%	0%	0%	0%	0%	0%	0%	0%	0%	100%	
Child at Risk	-	-	-	1	-	-	4	1	-	-	6
	0%	0%	0%	17%	0%	0%	67%	17%	0%	0%	
Family Abuse - Prot Order	-	1	-	-	4	-	-	1	-	-	6
	0%	17%	0%	0%	67%	0%	0%	17%	0%	0%	
Emancipation	4	-	-	-	-	-	-	-	-	1	5
	80%	0%	0%	0%	0%	0%	0%	0%	0%	20%	
Voluntary Continuing	1	1	-	-	-	-	-	-	2	-	4
	25%	25%	0%	0%	0%	0%	0%	0%	50%	0%	
Juv Support	-	-	-	-	-	-	-	-	-	1	1
	0%	0%	0%	0%	0%	0%	0%	0%	0%	100%	
Total	933	2,519	96	859	349	165	77	1,045	1,286	1,206	8,535
	11%	30%	1%	10%	4%	2%	1%	12%	15%	14%	
Total	1,662	4,538	165	1,398	574	274	97	1,851	2,349	2,315	15,223
	11%	30%	1%	9%	4%	2%	1%	12%	15%	15%	

CASELOAD STATISTICS OF THE JUVENILE & DOMESTIC RELATIONS COURTS

December 2018

Clarke
District: 26

		<u>Filings</u>	<u>Hearings</u>	<u>Transactions</u>	<u>Concluded</u>	<u>Cont</u>
<u>Adult</u>						
Capias	CA	0	1	1	0	1
Misdemeanor	CM	2	3	3	0	3
Family Abuse - Prot Order	FP	1	2	2	1	1
Show Cause	SC	2	4	4	1	3
Civil Support	VS	2	9	9	5	4
Adult Total		7	19	19	7	12
<u>Juvenile</u>						
Abuse or Neglect	AN	2	2	2	1	1
Custody Visitation	CV	12	37	37	29	8
Felony	DF	0	3	3	0	3
Misdemeanor	DM	2	5	5	2	3
Remand Custody	RC	3	3	3	3	-
Remand Visitation	RV	1	1	1	1	-
Status	ST	1	2	2	2	-
Traffic	T	2	2	2	1	1
Juvenile Total		23	55	55	39	16
Clarke Totals		30	74	74	46	28

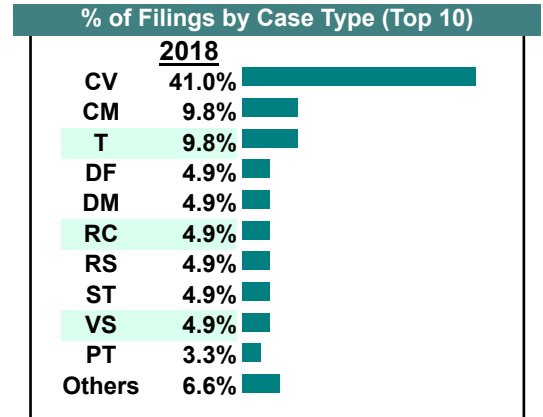
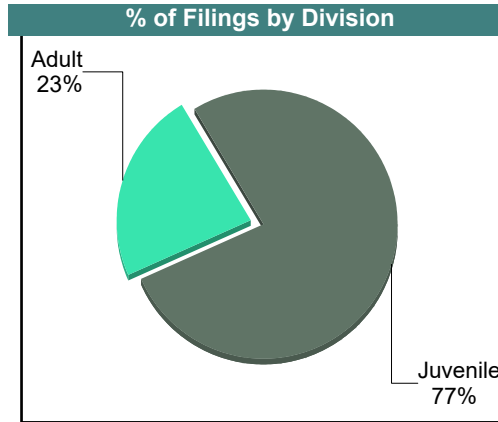
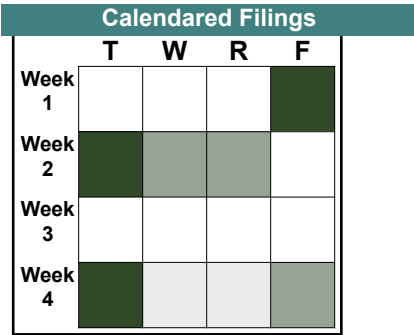


CASELOAD STATISTICS OF THE JUVENILE & DOMESTIC RELATIONS COURTS

November 2018

Clarke
District: 26

		<u>Filings</u>	<u>Hearings</u>	<u>Transactions</u>	<u>Concluded</u>	<u>Cont</u>
<u>Adult</u>						
Capias	CA	1	3	3	0	3
Misdemeanor	CM	6	11	11	7	4
Family Abuse - Prot Order	FP	1	3	3	2	1
Remand Support	RS	3	3	3	3	-
Show Cause	SC	0	1	1	1	-
Civil Support	VS	3	17	17	3	12
Adult Total		14	38	38	16	20
<u>Juvenile</u>						
Custody Visitation	CV	25	49	49	18	31
Felony	DF	3	8	8	0	8
Misdemeanor	DM	3	7	7	1	6
Petition	PT	2	3	3	1	2
Remand Custody	RC	3	3	3	3	-
Child at Risk	RI	0	1	1	1	-
Remand Visitation	RV	2	2	2	2	-
Status	ST	3	3	3	0	3
Traffic	T	6	3	7	5	2
Juvenile Total		47	79	83	31	52
Clarke Totals		61	117	121	47	72

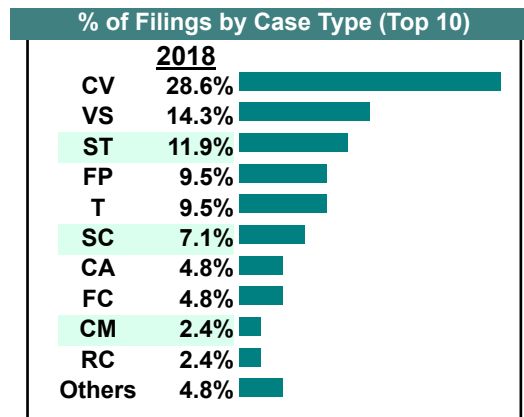
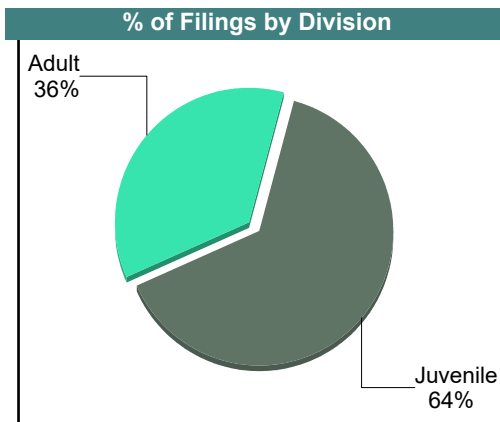



CASELOAD STATISTICS OF THE JUVENILE & DOMESTIC RELATIONS COURTS

October 2018

Clarke
District: 26

		<u>Filings</u>	<u>Hearings</u>	<u>Transactions</u>	<u>Concluded</u>	<u>Cont</u>
Adult						
Non-Family Abuse Prot Order	AP	0	1	1	1	-
Capias	CA	2	4	4	2	2
Felony	CF	0	2	2	0	2
Misdemeanor	CM	1	6	6	2	4
Family Abuse - Prot Order	FP	4	12	12	5	7
Show Cause	SC	2	16	16	10	6
Civil Support	VS	6	27	27	4	23
Adult Total		15	68	68	24	44
Juvenile						
Custody Visitation	CV	12	76	76	16	60
Felony	DF	0	3	3	3	-
Misdemeanor	DM	0	11	11	5	6
Foster Care Review	FC	2	2	2	2	-
Remand Custody	RC	1	1	1	1	-
Child at Risk	RI	1	2	2	0	2
Remand Visitation	RV	1	1	1	1	-
Show Cause	SC	1	1	1	0	1
Status	ST	5	5	5	3	2
Traffic	T	4	3	5	2	3
Juvenile Total		27	105	107	33	74
Clarke Totals		42	173	175	57	118

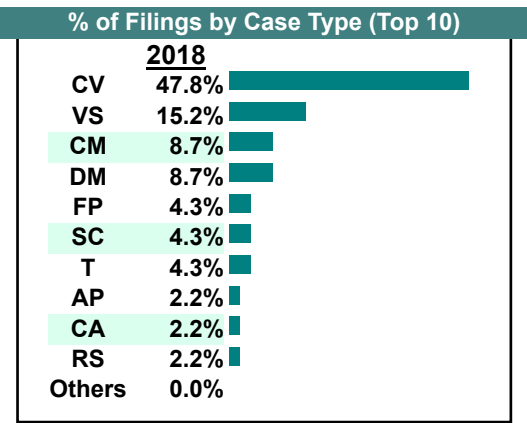
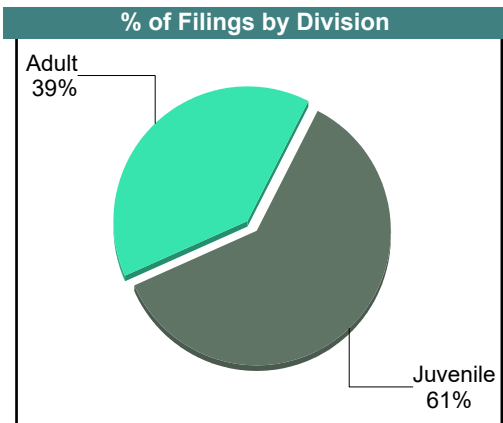



CASELOAD STATISTICS OF THE JUVENILE & DOMESTIC RELATIONS COURTS

September 2018

Clarke
District: 26

		<u>Filings</u>	<u>Hearings</u>	<u>Transactions</u>	<u>Concluded</u>	<u>Cont</u>
Adult						
Non-Family Abuse Prot Order	AP	1	1	1	0	1
Capias	CA	1	1	1	0	1
Misdemeanor	CM	4	11	11	3	8
Family Abuse - Prot Order	FP	2	4	4	2	2
Remand Support	RS	1	1	1	0	-
Show Cause	SC	2	2	2	2	-
Civil Support	VS	7	10	10	5	5
Adult Total		18	30	30	12	17
Juvenile						
Abuse or Neglect	AN	0	2	2	2	-
Custody Visitation	CV	22	45	45	22	23
Felony	DF	0	1	1	0	1
Misdemeanor	DM	4	10	10	3	7
Status	ST	0	1	1	1	-
Traffic	T	2	8	9	4	5
Juvenile Total		28	67	68	32	36
Clarke Totals		46	97	98	44	53



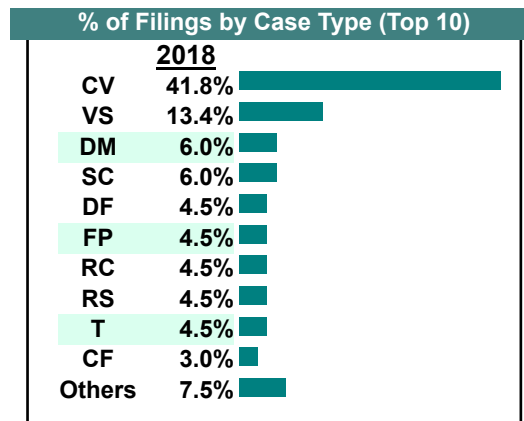
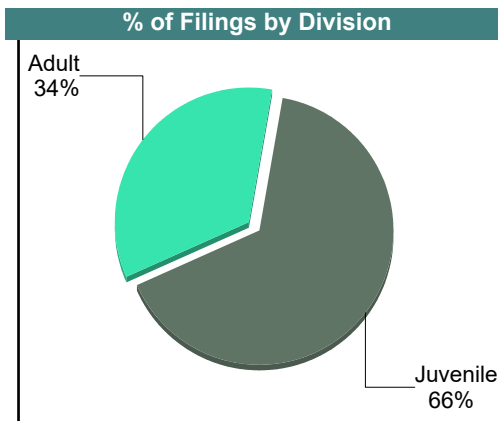
CASELOAD STATISTICS OF THE JUVENILE & DOMESTIC RELATIONS COURTS

August 2018

Clarke
District: 26

		<u>Filings</u>	<u>Hearings</u>	<u>Transactions</u>	<u>Concluded</u>	<u>Cont</u>
<u>Adult</u>						
Capias	CA	0	1	1	0	-
Felony	CF	2	2	2	0	2
Misdemeanor	CM	2	4	4	2	2
Family Abuse - Prot Order	FP	3	3	3	2	1
Remand Support	RS	3	3	3	3	-
Show Cause	SC	4	18	18	3	15
Civil Support	VS	9	16	16	5	11
Adult Total		23	47	47	15	31
<u>Juvenile</u>						
Custody Visitation	CV	28	47	47	18	29
Felony	DF	3	3	3	0	3
Misdemeanor	DM	4	7	7	0	7
Remand Custody	RC	3	3	3	3	-
Remand Visitation	RV	2	2	2	2	-
Status	ST	0	1	1	0	1
Traffic	T	3	3	3	0	3
Voluntary Continuing Services Agreement	VA	1	1	1	1	-
Juvenile Total		44	67	67	24	43
Clarke Totals		67	114	114	39	74

Calendared Filings				
	M	T	W	F
Week 1	█			
Week 2	█	█		█
Week 3	█	█		
Week 4	█	█		



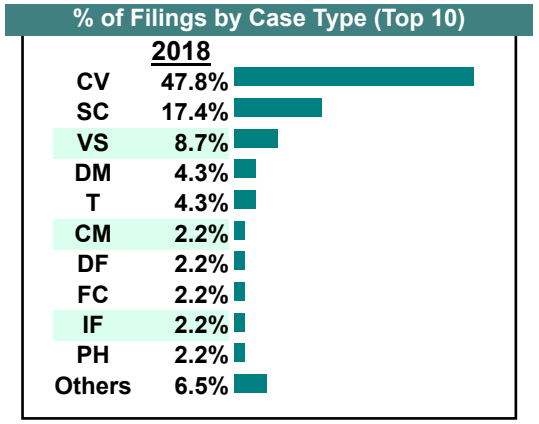
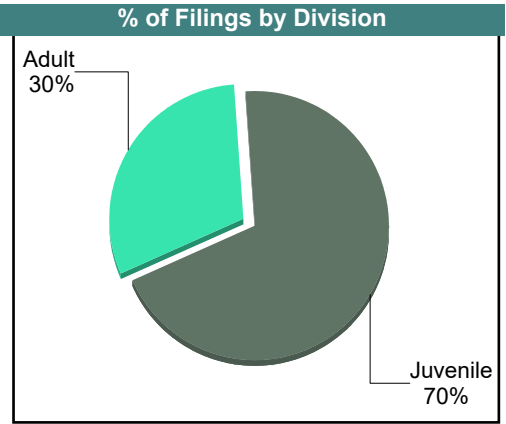
CASELOAD STATISTICS OF THE JUVENILE & DOMESTIC RELATIONS COURTS

July 2018

Clarke
District: 26

		<u>Filings</u>	<u>Hearings</u>	<u>Transactions</u>	<u>Concluded</u>	<u>Cont</u>
<u>Adult</u>						
Felony	CF	0	6	6	6	-
Misdemeanor	CM	1	7	7	3	4
Show Cause	SC	8	14	14	3	11
SL/Other	SL	1	1	1	1	-
Civil Support	VS	4	12	12	1	11
Adult Total		14	40	40	14	26
<u>Juvenile</u>						
Abuse or Neglect	AN	0	1	1	1	-
Custody Visitation	CV	22	52	52	11	41
Felony	DF	1	4	4	3	1
Misdemeanor	DM	2	9	9	6	3
Foster Care Review	FC	1	1	1	1	-
Initial Foster Care	IF	1	1	1	1	-
Permanency	PH	1	1	1	1	-
Petition	PT	1	2	2	0	2
Status	ST	1	1	1	1	-
Traffic	T	2	8	9	7	2
Juvenile Total		32	80	81	32	49
Clarke Totals		46	120	121	46	75

Calendared Filings				
	T	W	R	F
Week 1	■			
Week 2	■		■	
Week 3		■		■
Week 4	■			
Week 5				

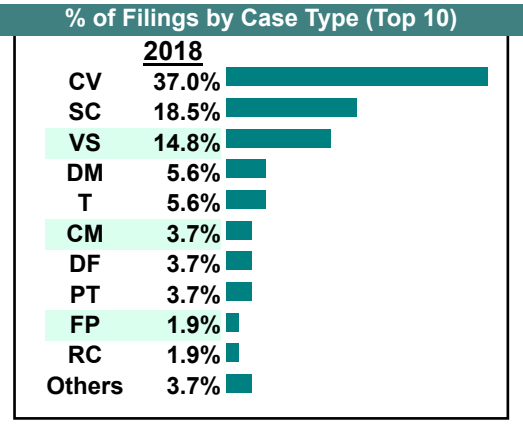
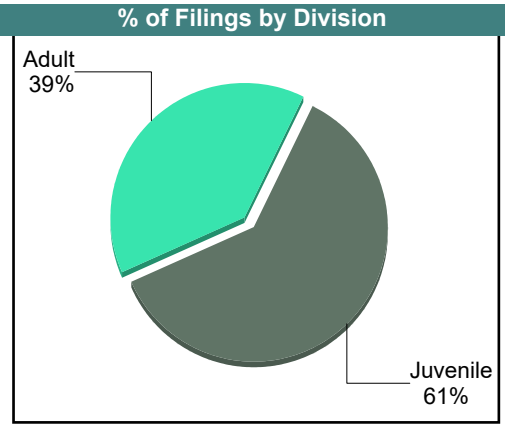
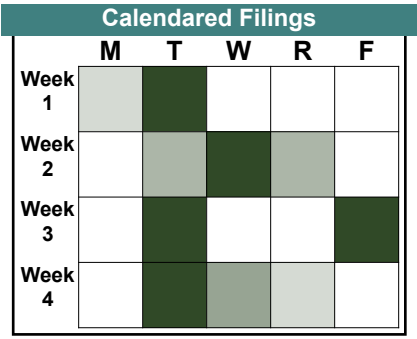


CASELOAD STATISTICS OF THE JUVENILE & DOMESTIC RELATIONS COURTS

June 2018

Clarke
District: 26

		<u>Filings</u>	<u>Hearings</u>	<u>Transactions</u>	<u>Concluded</u>	<u>Cont</u>
<u>Adult</u>						
Capias	CA	0	1	1	1	-
Felony	CF	0	1	1	1	-
Misdemeanor	CM	2	6	6	2	4
Family Abuse - Prot Order	FP	1	2	2	1	1
Show Cause	SC	10	13	13	6	7
Civil Support	VS	8	15	15	10	5
Adult Total		21	38	38	21	17
<u>Juvenile</u>						
Abuse or Neglect	AN	0	6	6	4	2
Custody Visitation	CV	20	33	33	12	21
Felony	DF	2	7	7	2	5
Misdemeanor	DM	3	13	13	1	12
Petition	PT	2	2	2	2	-
Remand Custody	RC	1	1	1	1	-
Remand Visitation	RV	1	1	1	1	-
Status	ST	1	1	1	0	1
Traffic	T	3	3	6	4	2
Juvenile Total		33	67	70	27	43
Clarke Totals		54	105	108	48	60



CASELOAD STATISTICS OF THE JUVENILE & DOMESTIC RELATIONS COURTS

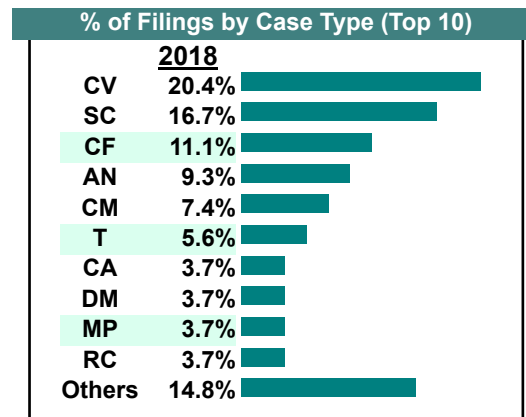
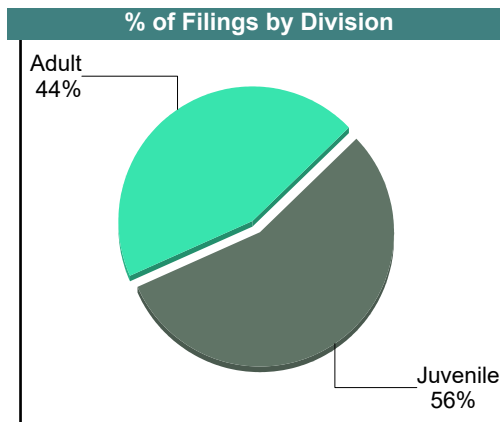
May 2018

Clarke

District: 26

		<u>Filings</u>	<u>Hearings</u>	<u>Transactions</u>	<u>Concluded</u>	<u>Cont</u>
Adult						
Capias	CA	2	5	5	3	2
Felony	CF	6	12	12	0	12
Misdemeanor	CM	4	15	15	2	13
Family Abuse - Prot Order	FP	1	4	4	2	2
Remand Support	RS	1	1	1	1	-
Show Cause	SC	9	12	12	11	1
Civil Support	VS	1	11	11	3	8
Adult Total		24	60	60	22	38
Juvenile						
Abuse or Neglect	AN	5	8	8	2	6
Custody Visitation	CV	11	47	47	16	31
Felony	DF	1	1	1	0	1
Misdemeanor	DM	2	8	8	4	4
Foster Care Review	FC	1	1	1	1	-
Motion - Prot Order	MP	2	2	2	2	-
Petition	PT	1	2	2	2	-
Remand Custody	RC	2	2	2	2	-
Remand Visitation	RV	2	2	2	2	-
Traffic	T	3	3	5	4	1
Juvenile Total		30	76	78	35	43
Clarke Totals		54	136	138	57	81

Calendared Filings					
	M	T	W	R	F
Week 1		■	■		
Week 2		■	■	■	
Week 3	■			■	
Week 4		■			
Week 5					

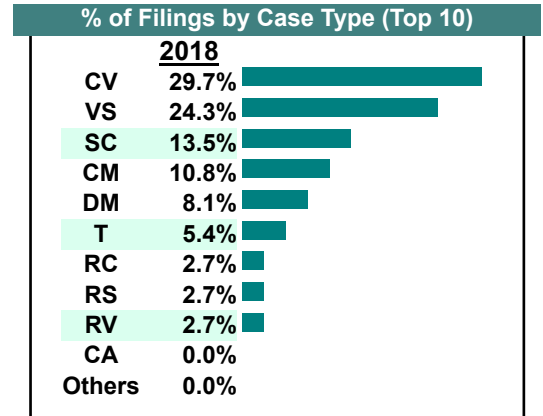
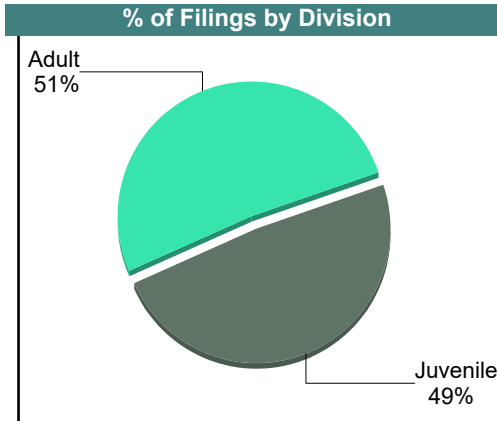
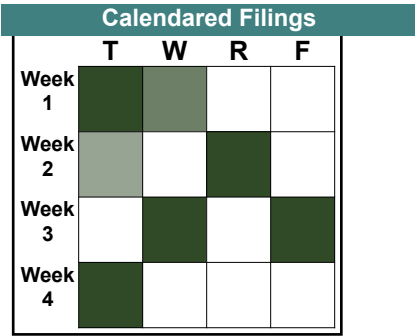


CASELOAD STATISTICS OF THE JUVENILE & DOMESTIC RELATIONS COURTS

April 2018

Clarke
District: 26

		<u>Filings</u>	<u>Hearings</u>	<u>Transactions</u>	<u>Concluded</u>	<u>Cont</u>
Adult						
Capias	CA	0	4	4	1	3
Misdemeanor	CM	4	9	9	2	7
Remand Support	RS	1	1	1	1	-
Show Cause	SC	5	8	8	4	4
Civil Support	VS	9	15	15	6	9
Adult Total		19	37	37	14	23
Juvenile						
Custody Visitation	CV	11	25	25	8	16
Felony	DF	0	1	1	0	1
Misdemeanor	DM	3	13	13	6	7
Remand Custody	RC	1	1	1	1	-
Remand Visitation	RV	1	1	1	1	-
Show Cause	SC	0	1	1	1	-
Traffic	T	2	2	3	3	-
Juvenile Total		18	44	45	20	24
Clarke Totals		37	81	82	34	47



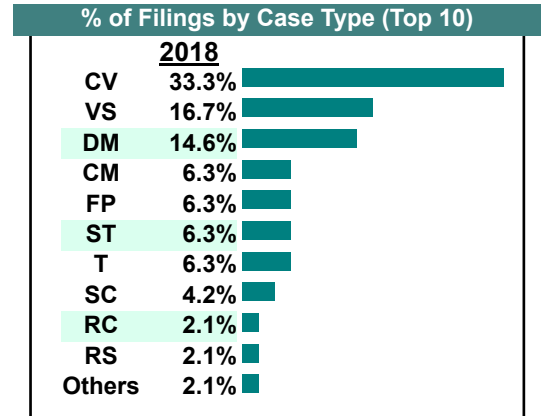
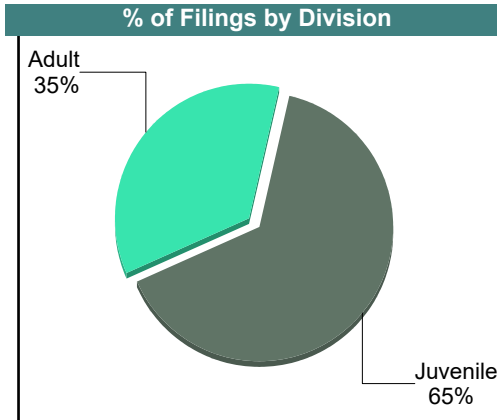
CASELOAD STATISTICS OF THE JUVENILE & DOMESTIC RELATIONS COURTS

March 2018

Clarke
District: 26

		<u>Filings</u>	<u>Hearings</u>	<u>Transactions</u>	<u>Concluded</u>	<u>Cont</u>
<u>Adult</u>						
Capias	CA	0	1	1	0	1
Misdemeanor	CM	3	16	16	12	4
Family Abuse - Prot Order	FP	3	7	7	4	3
Remand Support	RS	1	1	1	1	-
Show Cause	SC	2	9	9	7	2
Civil Support	VS	8	11	11	2	9
Adult Total		17	45	45	26	19
<u>Juvenile</u>						
Abuse or Neglect	AN	0	2	2	0	2
Custody Visitation	CV	16	39	39	9	30
Felony	DF	0	1	1	0	1
Misdemeanor	DM	7	12	12	5	7
Remand Custody	RC	1	1	1	1	-
Remand Visitation	RV	1	1	1	1	-
Status	ST	3	3	3	3	-
Traffic	T	3	4	4	2	2
Juvenile Total		31	63	63	21	42
Clarke Totals		48	108	108	47	61

Calendared Filings				
	M	T	R	F
Week 1				
Week 2				
Week 3				
Week 4				
Week 5				



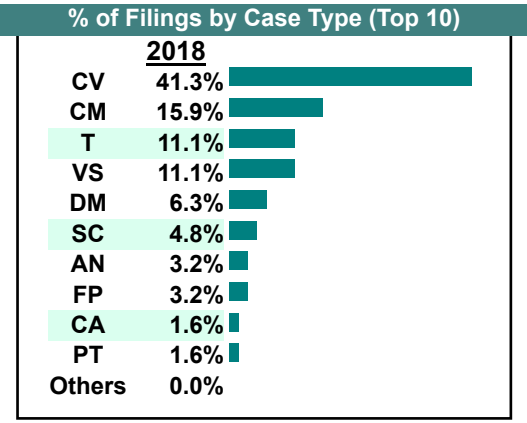
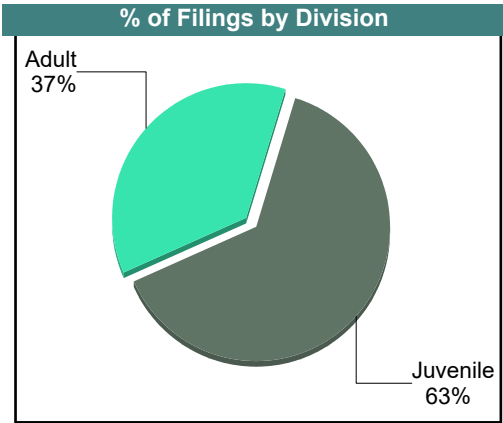
CASELOAD STATISTICS OF THE JUVENILE & DOMESTIC RELATIONS COURTS

February 2018

Clarke
District: 26

		<u>Filings</u>	<u>Hearings</u>	<u>Transactions</u>	<u>Concluded</u>	<u>Cont</u>
<u>Adult</u>						
Capias	CA	1	6	6	5	1
Misdemeanor	CM	10	14	14	3	11
Family Abuse - Prot Order	FP	2	7	7	2	5
Show Cause	SC	3	18	18	5	13
Civil Support	VS	7	23	23	10	13
Adult Total		23	68	68	25	43
<u>Juvenile</u>						
Abuse or Neglect	AN	2	6	6	0	6
Custody Visitation	CV	26	45	45	18	27
Felony	DF	0	1	1	0	1
Misdemeanor	DM	4	16	16	4	12
Petition	PT	1	5	5	3	1
Show Cause	SC	0	1	1	0	1
Traffic	T	7	6	11	6	5
Juvenile Total		40	80	85	31	53
Clarke Totals		63	148	153	56	96

Calendared Filings				
	M	T	R	F
Week 1				
Week 2				
Week 3				
Week 4				
Week 5				



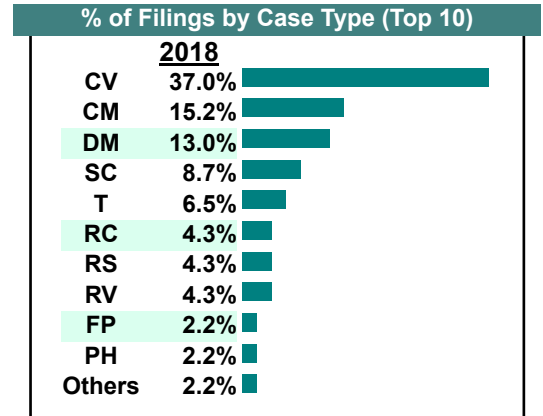
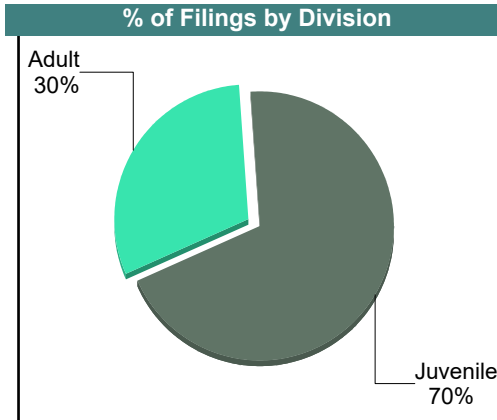
CASELOAD STATISTICS OF THE JUVENILE & DOMESTIC RELATIONS COURTS

January 2018

Clarke
District: 26

		<u>Filings</u>	<u>Hearings</u>	<u>Transactions</u>	<u>Concluded</u>	<u>Cont</u>
<u>Adult</u>						
Capias	CA	0	2	2	1	1
Misdemeanor	CM	7	13	13	6	7
Family Abuse - Prot Order	FP	1	1	1	0	1
Remand Support	RS	2	2	2	2	-
Show Cause	SC	3	5	5	3	2
Civil Support	VS	1	5	5	5	-
Adult Total		14	28	28	17	11
<u>Juvenile</u>						
Custody Visitation	CV	17	34	34	25	9
Felony	DF	0	1	1	0	1
Misdemeanor	DM	6	16	16	7	9
Permanency	PH	1	1	1	1	-
Remand Custody	RC	2	2	2	2	-
Remand Visitation	RV	2	2	2	2	-
Show Cause	SC	1	1	1	0	1
Traffic	T	3	6	6	3	3
Juvenile Total		32	63	63	40	23
Clarke Totals		46	91	91	57	34

Calendared Filings				
	T	W	R	F
Week 1				
Week 2				
Week 3				
Week 4				
Week 5				



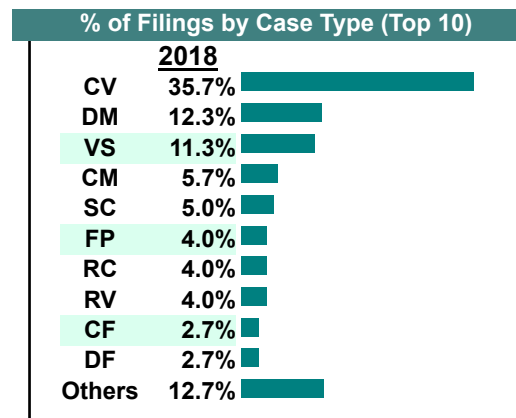
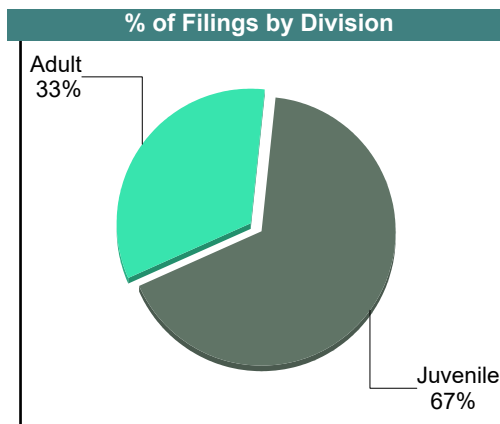
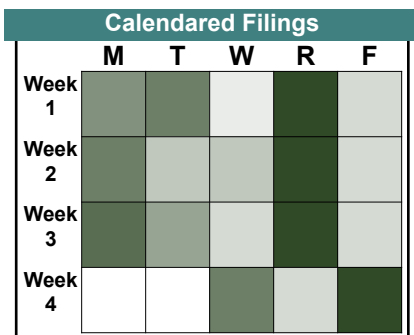
CASELOAD STATISTICS OF THE JUVENILE & DOMESTIC RELATIONS COURTS

December 2018

Frederick

District: 26

		<u>Filings</u>	<u>Hearings</u>	<u>Transactions</u>	<u>Concluded</u>	<u>Cont</u>
<u>Adult</u>						
Non-Family Abuse Prot Order	AP	0	1	1	1	-
Capias	CA	7	18	18	10	8
Felony	CF	8	12	12	2	10
Misdemeanor	CM	17	70	70	27	43
Family Abuse - Prot Order	FP	11	23	23	11	12
Motion - Prot Order	MP	1	2	2	2	-
Remand Support	RS	6	6	6	6	-
Show Cause	SC	15	72	72	40	32
SL/Other	SL	1	1	1	1	-
Civil Support	VS	34	85	85	44	41
Adult Total		100	290	290	144	146
<u>Juvenile</u>						
Abuse or Neglect	AN	1	8	8	3	5
Non-Family Abuse Prot Order	AP	7	11	11	8	3
Custody Relief	CR	0	1	1	1	-
Child in Need of Services	CS	0	2	2	0	2
Custody Visitation	CV	107	240	240	103	137
Felony	DF	8	36	36	9	27
Misdemeanor	DM	37	79	79	12	66
Foster Care Review	FC	1	1	1	1	-
Family Abuse - Prot Order	FP	1	1	1	1	-
Initial Foster Care	IF	1	7	7	4	3
Petition	PT	5	15	15	9	6
Remand Custody	RC	12	12	12	12	-
Child at Risk	RI	1	1	1	1	-
Remand Visitation	RV	12	12	12	12	-
Show Cause	SC	0	1	1	0	1
Traffic	T	6	8	9	4	5
Voluntary Continuing Services Agreement	VA	1	1	1	1	-
Juvenile Total		200	436	437	181	255
Frederick Totals		300	726	727	325	401



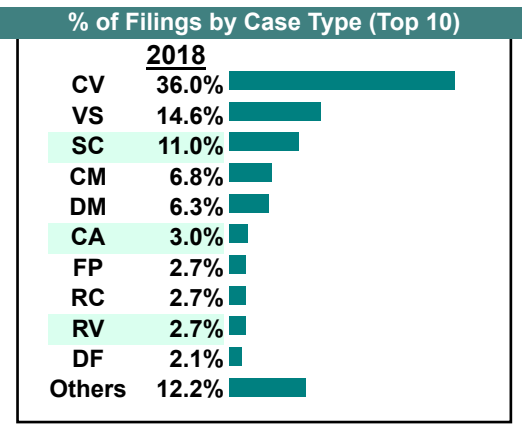
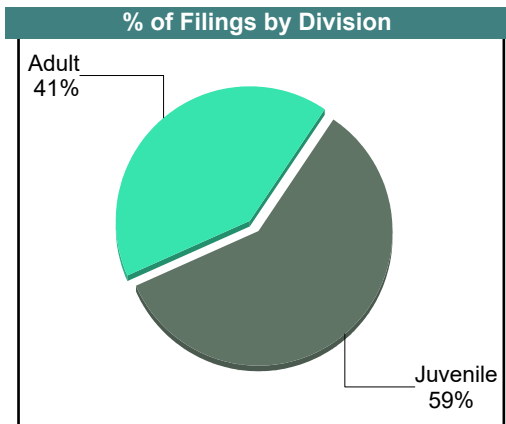

CASELOAD STATISTICS OF THE JUVENILE & DOMESTIC RELATIONS COURTS

November 2018

Frederick

District: 26

		<u>Filings</u>	<u>Hearings</u>	<u>Transactions</u>	<u>Concluded</u>	<u>Cont</u>
<u>Adult</u>						
Non-Family Abuse Prot Order	AP	1	2	2	1	1
Capias	CA	10	31	31	17	14
Felony	CF	4	24	25	12	13
Misdemeanor	CM	23	81	81	27	54
Family Abuse - Prot Order	FP	9	28	28	12	16
Motion - Prot Order	MP	1	2	2	0	2
Remand Support	RS	4	4	4	4	-
Show Cause	SC	37	76	76	34	42
Civil Support	VS	49	96	96	46	50
Adult Total		138	344	345	153	192
<u>Juvenile</u>						
Abuse or Neglect	AN	1	14	14	5	9
Non-Family Abuse Prot Order	AP	1	3	3	1	2
Child in Need of Services	CS	1	3	3	1	2
Custody Visitation	CV	121	229	229	84	145
Felony	DF	7	17	17	4	13
Misdemeanor	DM	21	48	48	15	33
Foster Care Review	FC	1	1	1	1	-
Initial Foster Care	IF	6	6	6	1	5
Motion - Prot Order	MP	1	1	1	1	-
Permanency	PH	7	7	7	6	1
Petition	PT	7	14	14	5	9
Remand Custody	RC	9	9	9	9	-
Child at Risk	RI	0	2	2	2	-
Remand Visitation	RV	9	9	9	9	-
Show Cause	SC	0	1	1	0	1
Status	ST	1	1	1	1	-
Traffic	T	1	6	7	6	1
Term Parental Rights	TP	2	2	2	1	1
Truancy	TR	2	2	2	2	-
Juvenile Total		198	375	376	154	222
Frederick Totals		336	719	721	307	414



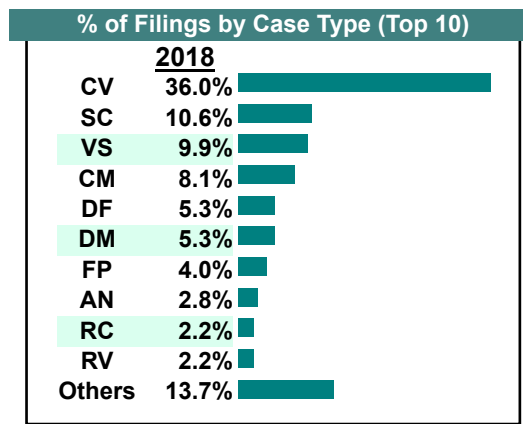
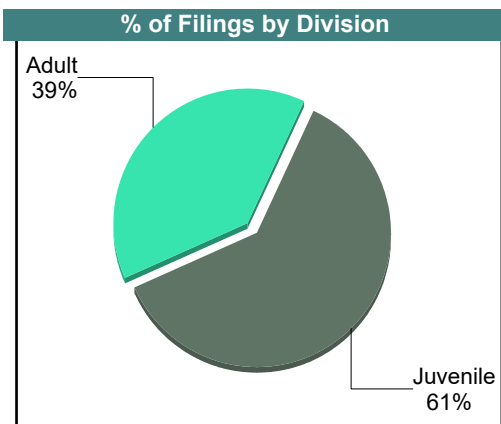

CASELOAD STATISTICS OF THE JUVENILE & DOMESTIC RELATIONS COURTS

October 2018

Frederick

District: 26

		<u>Filings</u>	<u>Hearings</u>	<u>Transactions</u>	<u>Concluded</u>	<u>Cont</u>
<u>Adult</u>						
Non-Family Abuse Prot Order	AP	0	6	6	6	-
Capias	CA	6	25	25	15	10
Felony	CF	6	28	28	11	17
Misdemeanor	CM	26	93	93	25	68
Family Abuse - Prot Order	FP	13	35	35	14	21
Motion - Prot Order	MP	1	2	2	1	1
Violation of PO	PV	1	1	1	1	-
Remand Support	RS	4	4	4	4	-
Show Cause	SC	34	84	84	34	50
SL/Other	SL	1	1	1	1	-
Civil Support	VS	32	70	70	37	33
Adult Total		124	349	349	149	200
<u>Juvenile</u>						
Abuse or Neglect	AN	9	28	28	9	19
Non-Family Abuse Prot Order	AP	2	3	3	0	3
Custody Relief	CR	0	1	1	0	1
Child in Need of Services	CS	1	3	3	0	3
Custody Visitation	CV	116	261	261	137	124
Felony	DF	17	26	26	4	22
Misdemeanor	DM	17	59	59	24	35
Initial Foster Care	IF	3	3	3	3	-
Motion - Prot Order	MP	4	4	4	4	-
Petition	PT	5	17	17	7	10
Remand Custody	RC	7	7	7	7	-
Child at Risk	RI	2	2	2	0	2
Remand Visitation	RV	7	7	7	7	-
Status	ST	0	1	1	1	-
Traffic	T	7	4	10	8	2
Truancy	TR	0	2	2	2	-
Voluntary Continuing Services Agreement	VA	1	1	1	1	-
Juvenile Total		198	429	435	214	221
Frederick Totals		322	778	784	363	421



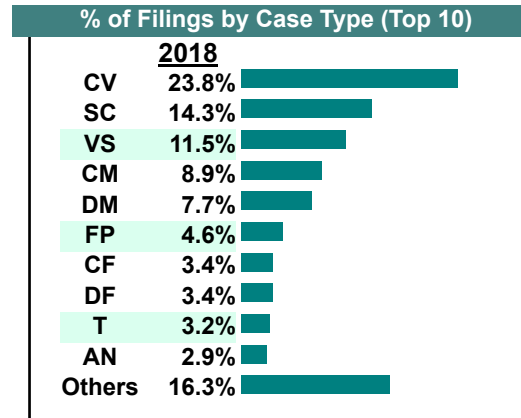
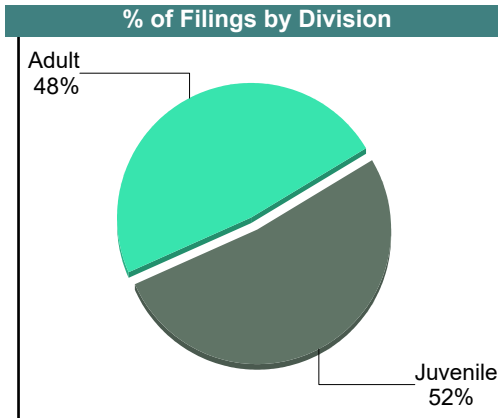
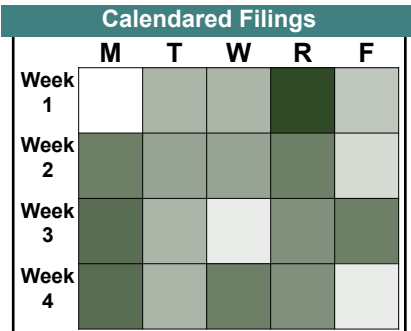
CASELOAD STATISTICS OF THE JUVENILE & DOMESTIC RELATIONS COURTS

September 2018

Frederick

District: 26

		<u>Filings</u>	<u>Hearings</u>	<u>Transactions</u>	<u>Concluded</u>	<u>Cont</u>
Adult						
Non-Family Abuse Prot Order	AP	4	5	5	0	5
Capias	CA	8	33	33	18	15
Felony	CF	12	19	19	4	15
Misdemeanor	CM	31	69	69	18	51
Family Abuse - Prot Order	FP	16	34	34	15	19
Remand Support	RS	7	7	7	7	-
Show Cause	SC	50	100	100	38	62
Civil Support	VS	40	92	92	52	40
Adult Total		168	359	359	152	207
Juvenile						
Abuse or Neglect	AN	10	17	17	2	15
Non-Family Abuse Prot Order	AP	2	3	3	2	1
Child in Need of Services	CS	1	1	1	1	-
Custody Visitation	CV	83	232	232	112	120
Felony	DF	12	18	18	5	13
Misdemeanor	DM	27	49	49	18	31
Foster Care Review	FC	1	2	2	2	-
Initial Foster Care	IF	2	3	3	2	1
Motion - Prot Order	MP	3	3	3	3	-
Petition	PT	9	12	12	3	9
Remand Custody	RC	10	10	10	10	-
Child at Risk	RI	0	2	2	2	-
Remand Visitation	RV	10	10	10	10	-
Status	ST	0	2	2	2	-
Traffic	T	11	6	11	9	2
Juvenile Total		181	370	375	183	192
Frederick Totals		349	729	734	335	399



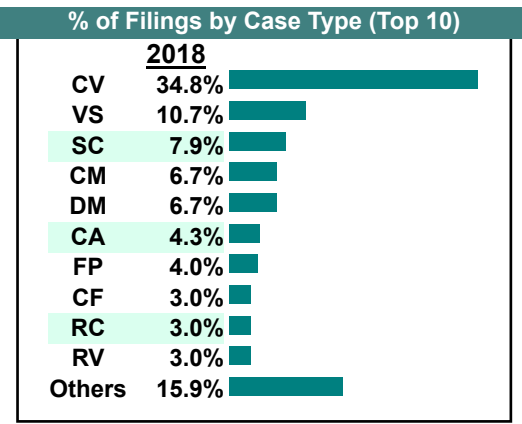
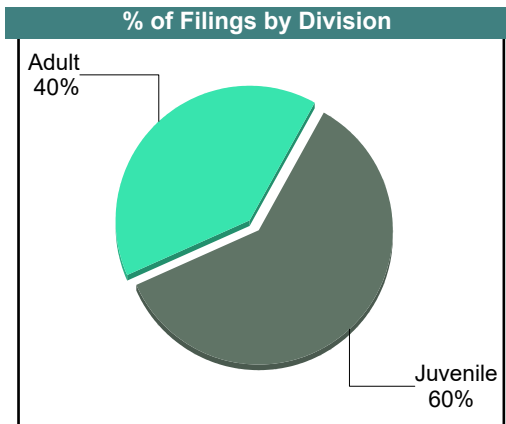

CASELOAD STATISTICS OF THE JUVENILE & DOMESTIC RELATIONS COURTS

August 2018

Frederick

District: 26

		<u>Filings</u>	<u>Hearings</u>	<u>Transactions</u>	<u>Concluded</u>	<u>Cont</u>
<u>Adult</u>						
Non-Family Abuse Prot Order	AP	0	1	1	0	1
Capias	CA	14	28	28	6	22
Felony	CF	10	24	24	5	19
Misdemeanor	CM	22	62	62	19	43
Family Abuse - Prot Order	FP	13	25	25	9	16
Protective Order	PC	1	2	2	1	1
Remand Support	RS	7	8	8	8	-
Show Cause	SC	26	71	71	33	38
SL/Other	SL	2	2	2	2	-
Civil Support	VS	35	72	72	34	38
Adult Total		130	295	295	117	178
<u>Juvenile</u>						
Abuse or Neglect	AN	2	7	7	2	5
Non-Family Abuse Prot Order	AP	2	4	4	2	2
Custody Relief	CR	0	1	1	0	1
Custody Visitation	CV	114	294	294	136	158
Felony	DF	8	24	24	7	17
Misdemeanor	DM	22	73	73	27	45
Foster Care Review	FC	7	7	7	6	1
Motion - Prot Order	MP	6	6	6	6	-
Permanency	PH	1	1	1	1	-
Petition	PT	4	8	8	4	4
Remand Custody	RC	10	10	10	10	-
Child at Risk	RI	2	2	2	0	2
Remand Visitation	RV	10	10	10	10	-
Show Cause	SC	0	2	2	1	1
Status	ST	2	2	2	1	1
Traffic	T	4	8	10	5	4
Truancy	TR	4	4	4	2	2
Juvenile Total		198	463	465	220	243
Frederick Totals		328	758	760	337	421



CASELOAD STATISTICS OF THE JUVENILE & DOMESTIC RELATIONS COURTS

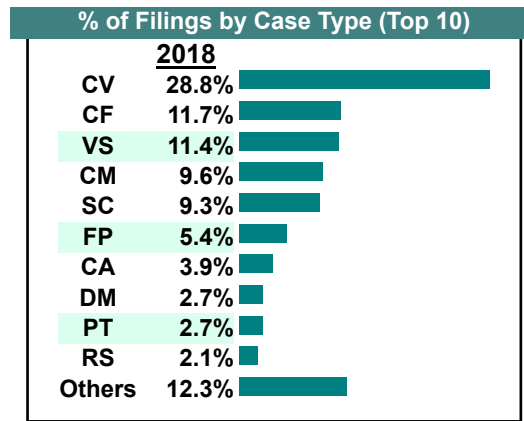
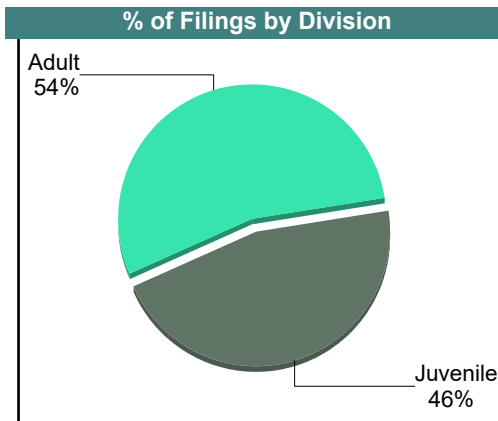
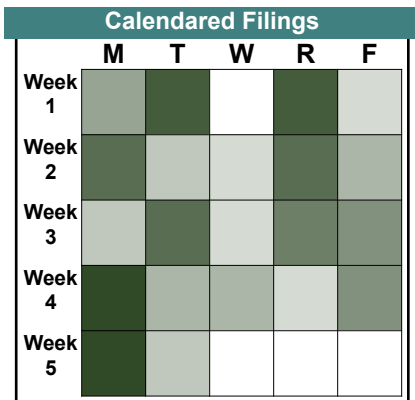
July 2018

Frederick

District: 26

		<u>Filings</u>	<u>Hearings</u>	<u>Transactions</u>	<u>Concluded</u>	<u>Cont</u>
Adult						
Non-Family Abuse Prot Order	AP	2	7	7	3	4
Capias	CA	13	31	31	17	14
Felony	CF	39	67	77	51	26
Misdemeanor	CM	32	92	92	28	64
Family Abuse - Prot Order	FP	18	36	36	17	19
Motion - Prot Order	MP	1	1	1	1	-
Remand Support	RS	7	7	7	6	1
Show Cause	SC	30	77	77	26	51
Civil Support	VS	38	77	77	39	38
Adult Total		180	395	405	188	217

Juvenile						
Abuse or Neglect	AN	4	7	7	0	7
Non-Family Abuse Prot Order	AP	1	1	1	0	1
Custody Relief	CR	1	1	1	0	1
Child in Need of Services	CS	0	1	1	0	1
Custody Visitation	CV	96	263	263	127	136
Felony	DF	6	33	33	13	20
Misdemeanor	DM	9	64	64	28	34
Foster Care Review	FC	4	4	4	4	-
Permanency	PH	2	3	3	3	-
Petition	PT	9	11	11	4	7
Remand Custody	RC	6	6	6	6	-
Remand Visitation	RV	6	6	6	6	-
Show Cause	SC	1	1	1	0	1
Traffic	T	6	5	8	6	2
Term Parental Rights	TP	2	2	2	2	-
Juvenile Total		153	408	411	199	210
Frederick Totals		333	803	816	387	427



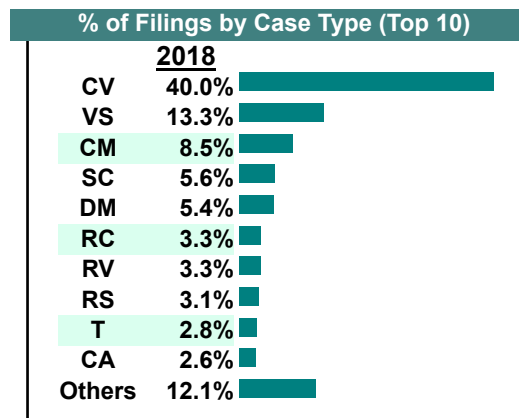
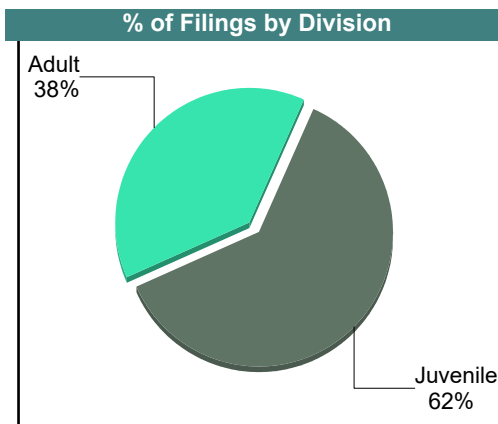
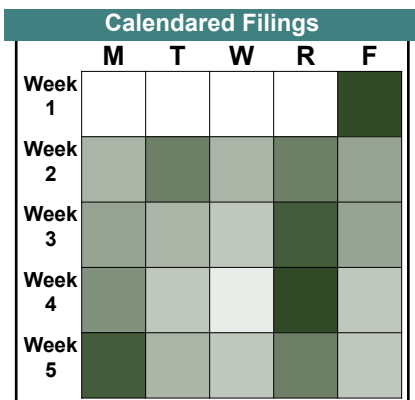
CASELOAD STATISTICS OF THE JUVENILE & DOMESTIC RELATIONS COURTS

June 2018

Frederick

District: 26

		<u>Filings</u>	<u>Hearings</u>	<u>Transactions</u>	<u>Concluded</u>	<u>Cont</u>
Adult						
Non-Family Abuse Prot Order	AP	4	6	6	1	5
Capias	CA	10	37	37	9	28
Felony	CF	9	19	19	7	11
Misdemeanor	CM	33	72	72	22	49
Family Abuse - Prot Order	FP	6	17	17	11	6
Motion - Prot Order	MP	1	1	1	1	-
Protective Order	PC	1	1	1	1	-
Remand Support	RS	12	12	12	12	-
Show Cause	SC	21	80	80	29	51
Civil Support	VS	52	108	108	44	64
Adult Total		149	353	353	137	214
Juvenile						
Abuse or Neglect	AN	0	4	4	2	2
Child in Need of Services	CS	0	1	1	0	1
Custody Visitation	CV	156	324	324	139	185
Felony	DF	3	20	20	3	13
Misdemeanor	DM	21	59	59	19	40
Foster Care Review	FC	0	1	1	1	-
Initial Foster Care	IF	2	2	2	2	-
Motion - Prot Order	MP	1	1	1	1	-
Permanency	PH	2	2	2	2	-
Petition	PT	7	10	10	8	2
Remand Custody	RC	13	13	13	13	-
Remand Visitation	RV	13	13	13	13	-
Show Cause	SC	1	2	2	0	2
Status	ST	6	6	6	5	1
Traffic	T	11	9	12	7	5
Term Parental Rights	TP	2	2	2	2	-
Truancy	TR	3	3	3	3	-
Juvenile Total		241	472	475	220	251
Frederick Totals		390	825	828	357	465



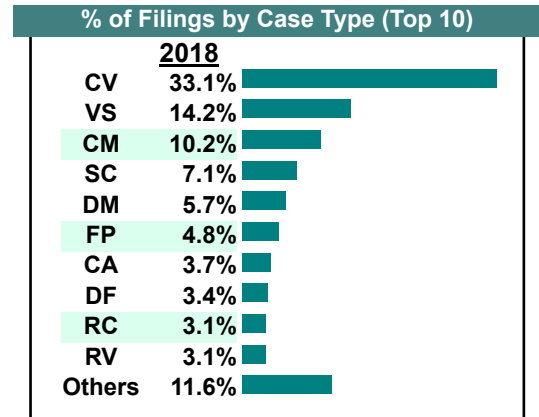
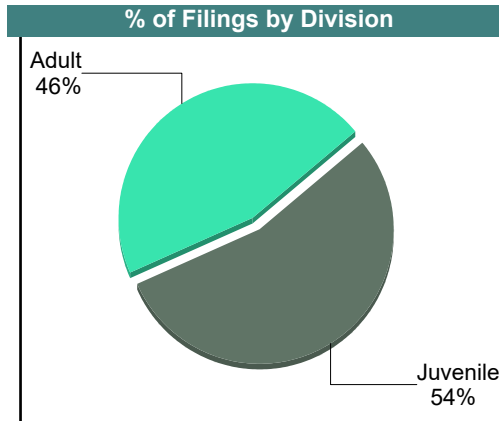
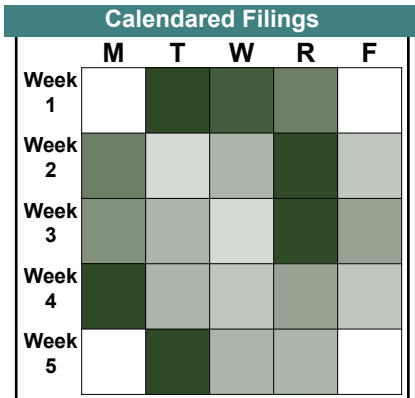
CASELOAD STATISTICS OF THE JUVENILE & DOMESTIC RELATIONS COURTS

May 2018

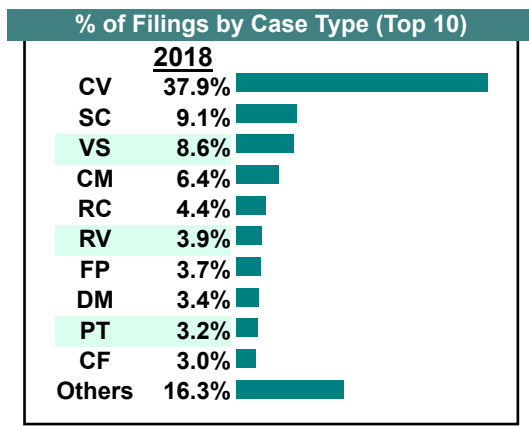
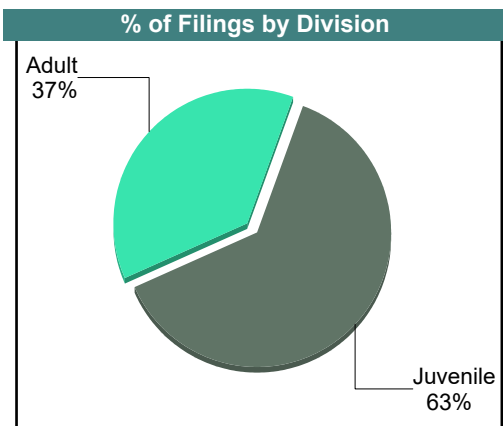

Frederick

District: 26

		<u>Filings</u>	<u>Hearings</u>	<u>Transactions</u>	<u>Concluded</u>	<u>Cont</u>
<u>Adult</u>						
Non-Family Abuse Prot Order	AP	1	2	2	2	-
Capias	CA	13	25	25	7	18
Felony	CF	8	41	41	3	38
Misdemeanor	CM	36	80	80	13	67
Family Abuse - Prot Order	FP	17	30	30	12	18
Motion - Prot Order	MP	1	1	1	1	-
Remand Support	RS	6	6	6	6	-
Show Cause	SC	25	64	64	27	37
SL/Other	SL	4	5	5	5	-
Civil Support	VS	50	98	98	53	45
Adult Total		161	352	352	129	223
<u>Juvenile</u>						
Abuse or Neglect	AN	2	12	12	5	7
Custody Visitation	CV	117	288	288	134	154
Felony	DF	12	27	27	2	25
Misdemeanor	DM	20	59	59	20	39
Entrustment	ET	0	2	2	2	-
Foster Care Review	FC	1	1	1	1	-
Initial Foster Care	IF	5	8	8	5	3
Motion - Prot Order	MP	1	1	1	1	-
Permanency	PH	0	2	2	2	-
Petition	PT	3	6	6	4	2
Remand Custody	RC	11	11	11	11	-
Remand Visitation	RV	11	11	11	11	-
Status	ST	1	4	4	4	-
Traffic	T	5	4	5	1	4
Term Parental Rights	TP	0	2	2	2	-
Truancy	TR	3	4	4	4	-
Juvenile Total		192	442	443	209	234
Frederick Totals		353	794	795	338	457



		<u>Filings</u>	<u>Hearings</u>	<u>Transactions</u>	<u>Concluded</u>	<u>Cont</u>
Adult						
Non-Family Abuse Prot Order	AP	0	3	3	2	1
Capias	CA	11	26	26	11	15
Felony	CF	12	47	50	10	40
Misdemeanor	CM	26	82	82	37	45
Family Abuse - Prot Order	FP	15	31	31	18	13
Motion - Prot Order	MP	3	3	3	2	1
Remand Support	RS	11	11	11	11	-
Show Cause	SC	37	72	72	32	40
SL/Other	SL	1	1	1	0	1
Civil Support	VS	35	89	89	42	47
Adult Total		151	365	368	165	203
Juvenile						
Abuse or Neglect	AN	6	9	9	1	8
Custody Visitation	CV	154	337	337	131	206
Felony	DF	6	34	34	5	29
Misdemeanor	DM	14	70	70	27	43
Entrustment	ET	3	5	5	3	2
Foster Care Review	FC	4	4	4	3	1
Initial Foster Care	IF	3	3	3	3	-
Motion - Prot Order	MP	1	1	1	1	-
Permanency	PH	1	3	3	1	2
Petition	PT	13	16	16	12	4
Remand Custody	RC	18	18	18	18	-
Child at Risk	RI	0	1	1	1	-
Remand Visitation	RV	16	16	16	16	-
Show Cause	SC	0	2	2	2	-
Status	ST	6	6	6	2	4
Traffic	T	4	3	4	3	1
Term Parental Rights	TP	2	3	3	2	1
Truancy	TR	4	6	6	6	-
Juvenile Total		255	537	538	237	301
Frederick Totals		406	902	906	402	504



CASELOAD STATISTICS OF THE JUVENILE & DOMESTIC RELATIONS COURTS

March 2018

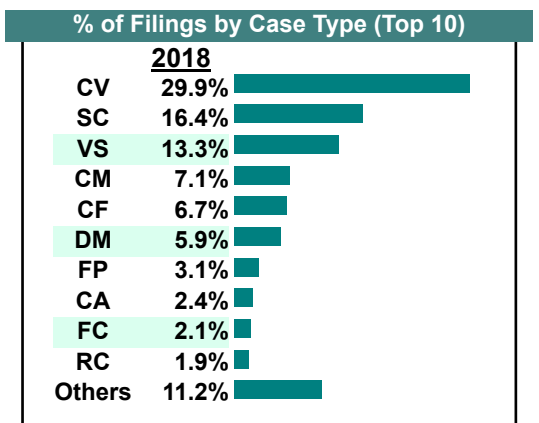
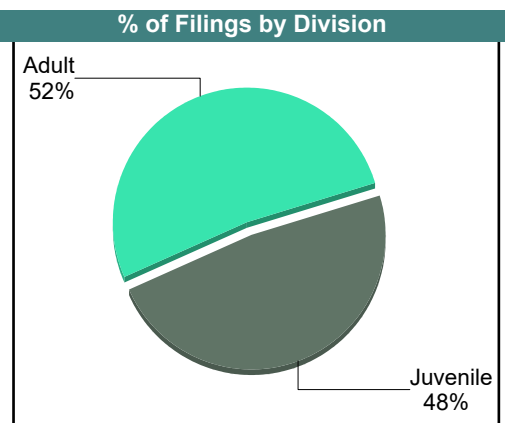

Frederick

District: 26

		<u>Filings</u>	<u>Hearings</u>	<u>Transactions</u>	<u>Concluded</u>	<u>Cont</u>
<u>Adult</u>						
Non-Family Abuse Prot Order	AP	3	8	8	0	8
Capias	CA	10	26	26	11	15
Felony	CF	28	38	40	8	32
Misdemeanor	CM	30	87	87	31	56
Family Abuse - Prot Order	FP	13	27	27	11	16
Motion - Prot Order	MP	2	3	3	3	-
Protective Order	PC	1	1	1	1	-
Violation of PO	PV	1	1	1	1	-
Remand Support	RS	8	8	8	8	-
Show Cause	SC	67	132	132	70	62
Civil Support	VS	56	93	93	39	54
Adult Total		219	424	426	183	243

<u>Juvenile</u>						
Abuse or Neglect	AN	4	14	14	6	8
Non-Family Abuse Prot Order	AP	0	1	1	1	-
Capias	CA	0	1	1	1	-
Custody Visitation	CV	126	322	322	159	163
Felony	DF	2	22	22	2	20
Misdemeanor	DM	25	61	61	16	44
Entrustment	ET	0	3	3	1	2
Foster Care Review	FC	9	9	9	9	-
Motion - Prot Order	MP	4	4	4	4	-
Permanency	PH	3	7	7	4	3
Petition	PT	3	6	6	4	2
Remand Custody	RC	8	8	8	8	-
Remand Visitation	RV	8	8	8	8	-
Show Cause	SC	2	4	4	1	3
Status	ST	2	3	3	3	-
Traffic	T	6	7	11	11	-
Term Parental Rights	TP	0	3	3	1	2
Truancy	TR	0	3	3	2	1
Juvenile Total		202	486	490	241	248

Frederick Totals		421	910	916	424	491
-------------------------	--	------------	------------	------------	------------	------------



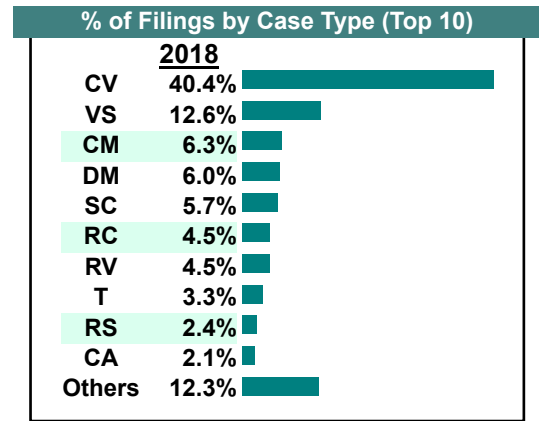
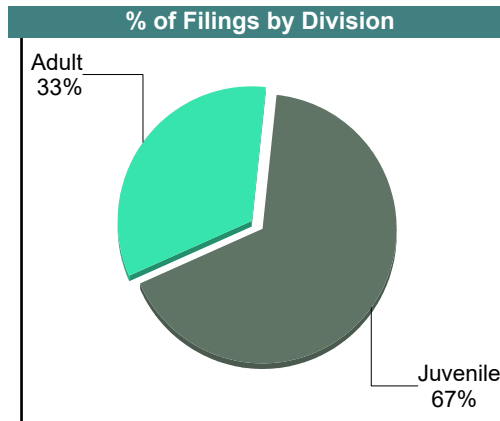
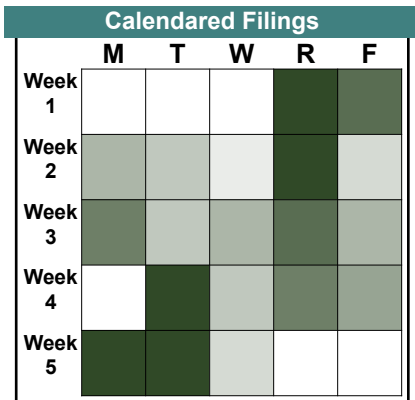
CASELOAD STATISTICS OF THE JUVENILE & DOMESTIC RELATIONS COURTS

February 2018

Frederick

District: 26

		<u>Filings</u>	<u>Hearings</u>	<u>Transactions</u>	<u>Concluded</u>	<u>Cont</u>
<u>Adult</u>						
Non-Family Abuse Prot Order	AP	1	2	2	1	1
Capias	CA	7	20	20	6	14
Felony	CF	4	15	18	7	11
Misdemeanor	CM	21	83	83	37	46
Family Abuse - Prot Order	FP	6	20	20	11	9
Motion - Prot Order	MP	3	3	3	2	1
Remand Support	RS	8	8	8	8	-
Show Cause	SC	19	62	62	38	24
SL/Other	SL	0	1	1	1	-
Civil Support	VS	42	87	87	48	39
Adult Total		111	301	304	159	145
<u>Juvenile</u>						
Abuse or Neglect	AN	5	11	11	2	9
Child in Need of Services	CS	1	1	1	0	1
Custody Visitation	CV	135	257	257	95	162
Felony	DF	2	16	16	1	15
Misdemeanor	DM	20	77	77	25	51
Foster Care Review	FC	2	2	2	2	-
Motion - Prot Order	MP	1	1	1	1	-
Permanency	PH	1	1	1	0	1
Petition	PT	7	10	10	7	3
Remand Custody	RC	15	15	15	15	-
Child at Risk	RI	1	1	1	0	1
Remand Visitation	RV	15	15	15	15	-
Status	ST	4	4	4	3	1
Traffic	T	11	8	15	13	2
Truancy	TR	3	3	3	0	3
Juvenile Total		223	422	429	179	249
Frederick Totals		334	723	733	338	394



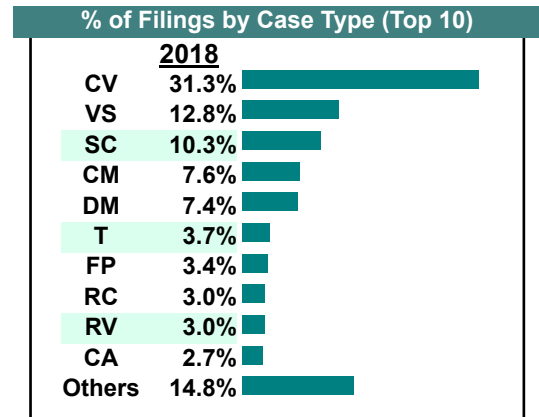
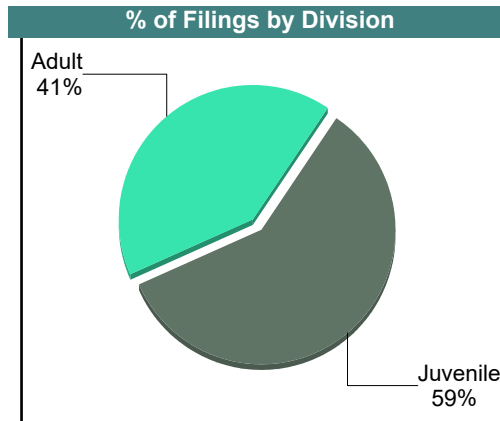

CASELOAD STATISTICS OF THE JUVENILE & DOMESTIC RELATIONS COURTS

January 2018

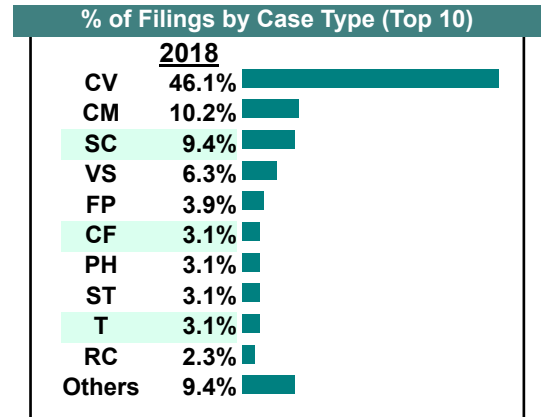
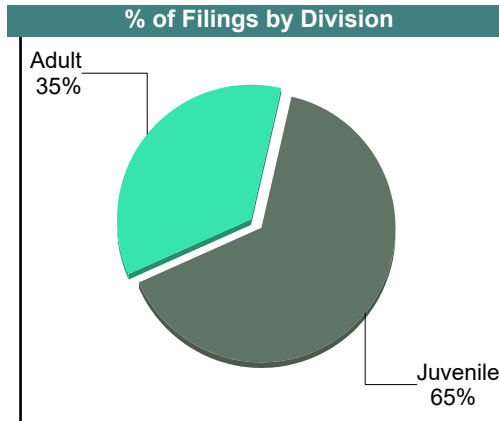
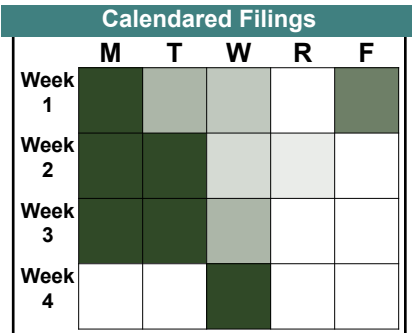
Frederick

District: 26

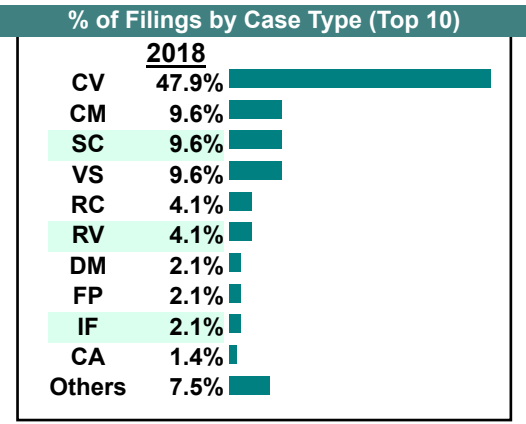
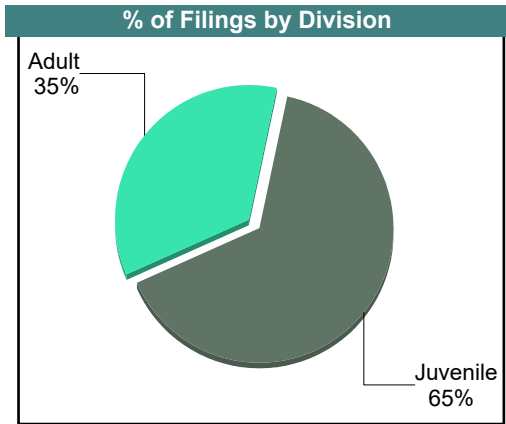

		Filings	Hearings	Transactions	Concluded	Cont
Adult						
Capias	CA	11	20	20	9	11
Felony	CF	8	23	23	3	20
Misdemeanor	CM	31	58	58	17	41
Family Abuse - Prot Order	FP	13	32	32	17	15
Motion - Prot Order	MP	1	1	1	1	-
Remand Support	RS	10	10	10	10	-
Show Cause	SC	41	90	90	42	48
Civil Support	VS	52	93	93	48	45
Adult Total		167	327	327	147	180
Juvenile						
Abuse or Neglect	AN	10	19	19	13	6
Non-Family Abuse Prot Order	AP	1	1	1	1	-
Child in Need of Services	CS	0	1	1	1	-
Custody Visitation	CV	127	293	293	142	151
Felony	DF	9	48	48	6	42
Misdemeanor	DM	30	91	91	21	70
Entrustment	ET	0	3	3	0	3
Foster Care Review	FC	1	1	1	1	-
Family Abuse - Prot Order	FP	1	1	1	1	-
Initial Foster Care	IF	5	5	5	5	-
Motion - Prot Order	MP	9	9	9	9	-
Permanency	PH	2	5	5	2	3
Petition	PT	3	15	15	14	1
Remand Custody	RC	12	12	12	12	-
Child at Risk	RI	0	2	2	2	-
Remand Visitation	RV	12	12	12	12	-
Show Cause	SC	1	2	2	0	2
Status	ST	0	2	2	2	-
Traffic	T	15	13	18	15	3
Term Parental Rights	TP	0	3	3	0	3
Truancy	TR	1	3	3	0	3
Juvenile Total		239	541	546	259	287
Frederick Totals		406	868	873	406	467



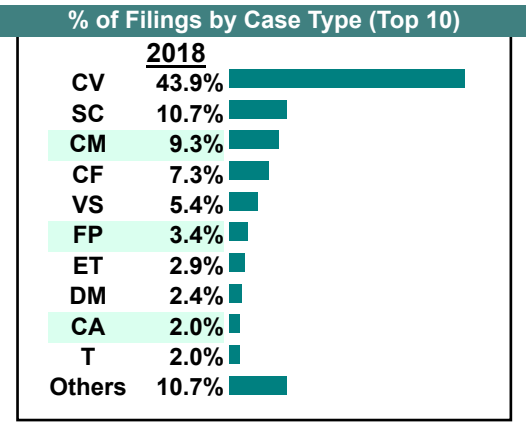
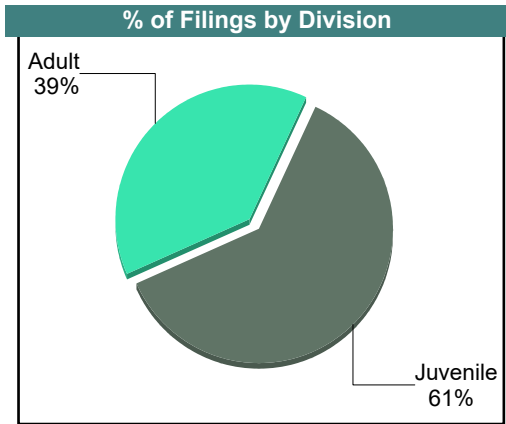

		Filings	Hearings	Transactions	Concluded	Cont
Adult						
Capias	CA	2	3	3	1	2
Felony	CF	4	17	17	3	14
Misdemeanor	CM	13	40	40	10	30
Family Abuse - Prot Order	FP	5	14	14	5	9
Protective Order	PC	1	1	1	1	-
Show Cause	SC	12	41	41	14	27
Civil Support	VS	8	22	22	11	11
Adult Total		45	138	138	45	93
Juvenile						
Abuse or Neglect	AN	0	1	1	0	1
Custody Visitation	CV	59	160	160	79	80
Felony	DF	1	5	5	1	4
Misdemeanor	DM	1	3	3	2	1
Foster Care Review	FC	1	1	1	1	-
Initial Foster Care	IF	1	1	1	1	-
Permanency	PH	4	4	4	4	-
Petition	PT	2	2	2	0	2
Remand Custody	RC	3	3	3	3	-
Remand Visitation	RV	3	3	3	3	-
Show Cause	SC	0	1	1	0	1
Status	ST	4	5	5	1	4
Traffic	T	4	11	13	8	5
Juvenile Total		83	200	202	103	98
Page Totals		128	338	340	148	191



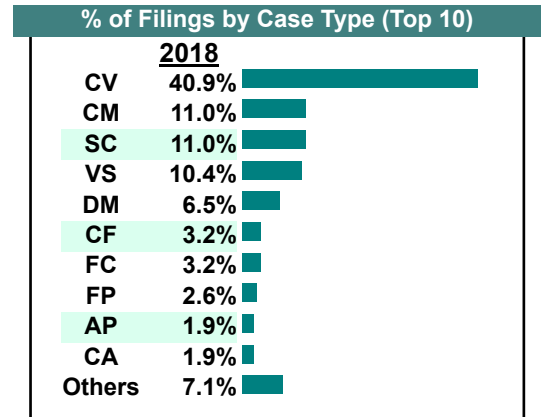
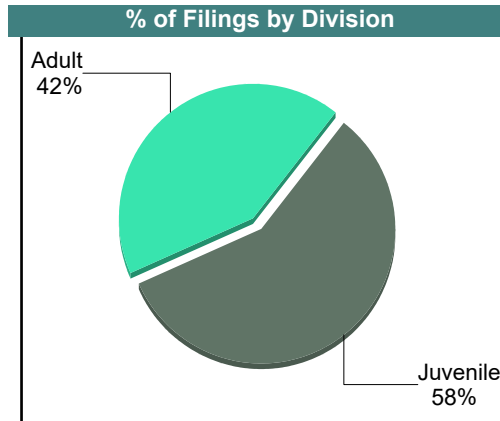
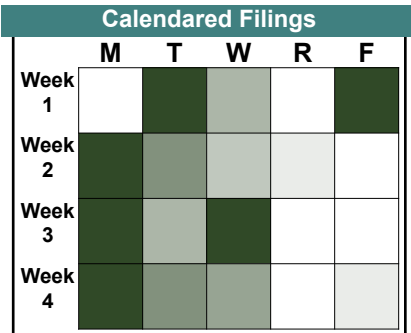
		Filings	Hearings	Transactions	Concluded	Cont
Adult						
Non-Family Abuse Prot Order	AP	0	1	1	1	-
Capias	CA	2	5	5	2	3
Felony	CF	2	24	24	6	18
Misdemeanor	CM	14	51	51	12	39
Family Abuse - Prot Order	FP	3	10	10	4	6
Motion - Prot Order	MP	1	1	1	1	-
Remand Support	RS	1	1	1	1	-
Show Cause	SC	14	30	30	9	21
Civil Support	VS	14	34	34	14	20
Adult Total		51	157	157	50	107
Juvenile						
Abuse or Neglect	AN	1	5	5	0	5
Non-Family Abuse Prot Order	AP	0	2	2	1	1
Custody Relief	CR	2	2	2	2	-
Custody Visitation	CV	70	150	150	45	105
Felony	DF	0	10	10	7	3
Misdemeanor	DM	3	8	8	7	1
Initial Foster Care	IF	3	3	3	3	-
Petition	PT	0	1	1	1	-
Remand Custody	RC	6	6	6	6	-
Remand Visitation	RV	6	6	6	6	-
Status	ST	1	1	1	1	-
Traffic	T	1	4	4	3	1
Truancy	TR	2	4	4	2	2
Juvenile Total		95	202	202	84	118
Page Totals		146	359	359	134	225



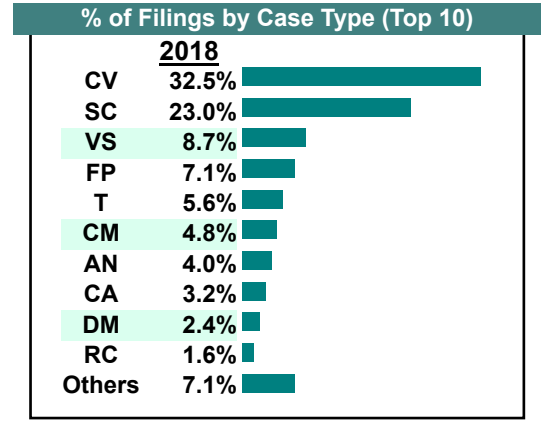
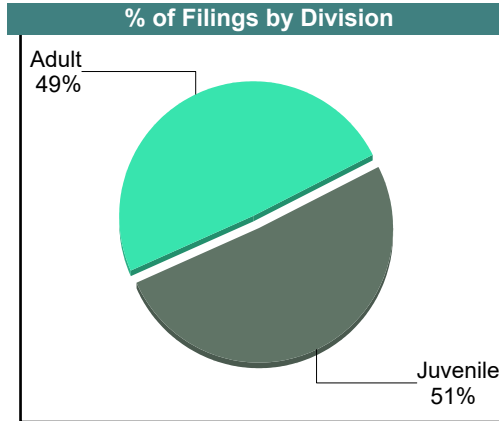

		Filings	Hearings	Transactions	Concluded	Cont
Adult						
Non-Family Abuse Prot Order	AP	1	3	3	0	3
Capias	CA	4	11	11	3	8
Felony	CF	15	43	43	10	33
Misdemeanor	CM	19	64	64	21	43
Family Abuse - Prot Order	FP	7	16	16	6	10
Motion - Prot Order	MP	1	1	1	1	-
Show Cause	SC	21	60	60	21	39
Civil Support	VS	11	26	26	11	15
Adult Total		79	224	224	73	151
Juvenile						
Abuse or Neglect	AN	3	15	15	6	9
Non-Family Abuse Prot Order	AP	2	3	3	1	2
Custody Visitation	CV	90	172	172	68	104
Felony	DF	2	5	5	1	4
Misdemeanor	DM	5	18	18	10	8
Entrustment	ET	6	6	6	6	-
Initial Foster Care	IF	3	3	3	3	-
Permanency	PH	3	3	3	3	-
Petition	PT	2	2	2	0	2
Remand Custody	RC	1	1	1	1	-
Remand Visitation	RV	1	1	1	1	-
Show Cause	SC	1	1	1	1	-
Status	ST	3	5	5	4	1
Traffic	T	4	6	7	3	4
Juvenile Total		126	241	242	108	134
Page Totals		205	465	466	181	285



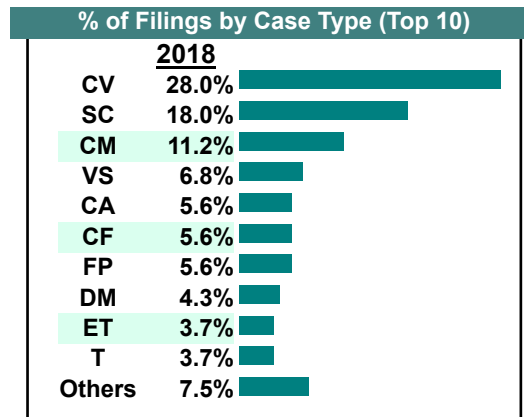
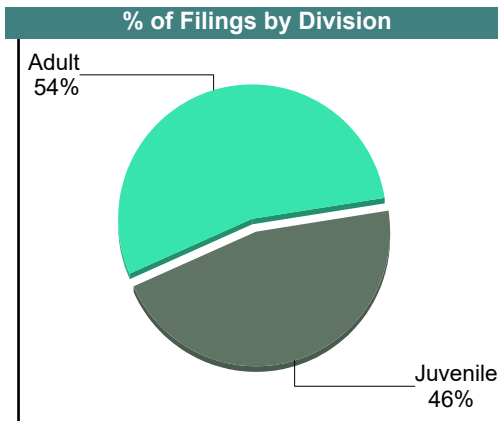
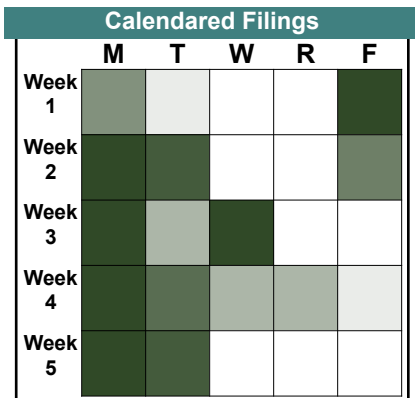
		<u>Filings</u>	<u>Hearings</u>	<u>Transactions</u>	<u>Concluded</u>	<u>Cont</u>
Adult						
Non-Family Abuse Prot Order	AP	3	6	6	1	5
Capias	CA	3	10	10	4	6
Felony	CF	5	27	27	7	20
Misdemeanor	CM	17	48	48	18	30
Family Abuse - Prot Order	FP	4	15	15	10	5
Show Cause	SC	17	48	48	21	27
Civil Support	VS	16	36	36	8	28
Adult Total		65	190	190	69	121
Juvenile						
Abuse or Neglect	AN	2	8	8	3	5
Non-Family Abuse Prot Order	AP	0	2	2	0	2
Custody Relief	CR	0	1	1	1	-
Custody Visitation	CV	63	162	162	57	105
Felony	DF	0	5	5	1	4
Misdemeanor	DM	10	25	25	9	16
Foster Care Review	FC	5	5	5	5	-
Permanency	PH	3	3	3	3	-
Petition	PT	2	5	5	3	2
Remand Custody	RC	1	1	1	1	-
Remand Visitation	RV	1	1	1	1	-
Show Cause	SC	0	2	2	2	-
Traffic	T	2	5	5	2	3
Juvenile Total		89	225	225	88	137
Page Totals		154	415	415	157	258



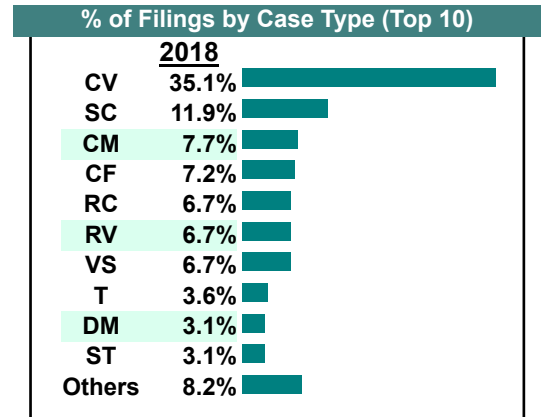
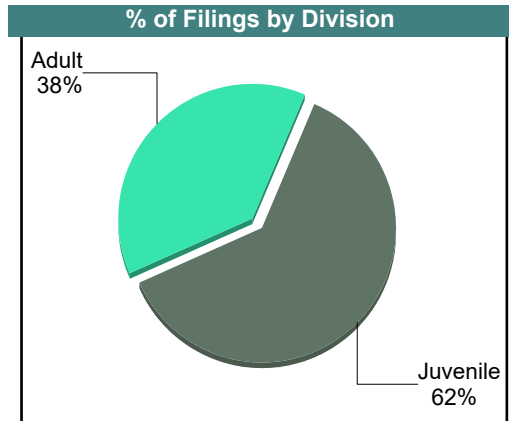
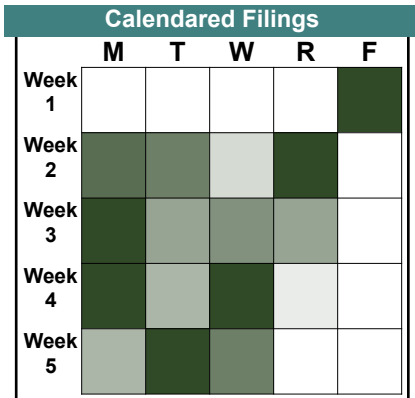
		Filings	Hearings	Transactions	Concluded	Cont
Adult						
Capias	CA	4	10	10	6	4
Felony	CF	1	17	17	1	16
Misdemeanor	CM	6	36	36	14	22
Family Abuse - Prot Order	FP	9	18	18	6	12
Protective Order	PC	1	1	1	1	-
Remand Support	RS	1	1	1	1	-
Show Cause	SC	29	54	54	25	29
Civil Support	VS	11	19	19	7	12
Adult Total		62	156	156	61	95
Juvenile						
Abuse or Neglect	AN	5	13	13	0	13
Non-Family Abuse Prot Order	AP	1	1	1	0	1
Custody Visitation	CV	41	111	111	37	74
Felony	DF	1	8	8	0	8
Misdemeanor	DM	3	10	10	3	7
Foster Care Review	FC	1	1	1	1	-
Petition	PT	1	1	1	0	1
Remand Custody	RC	2	2	2	2	-
Remand Visitation	RV	2	2	2	2	-
Status	ST	0	1	1	1	-
Traffic	T	7	10	10	5	5
Juvenile Total		64	160	160	51	109
Page Totals		126	316	316	112	204



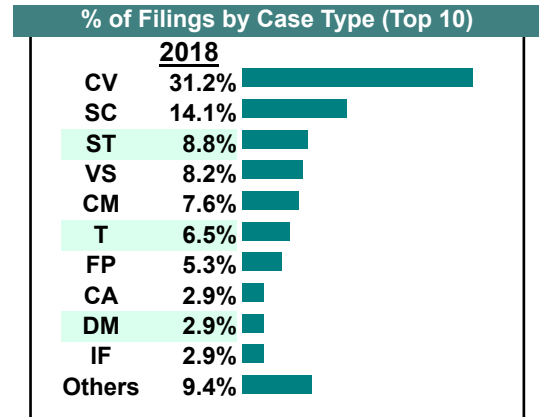
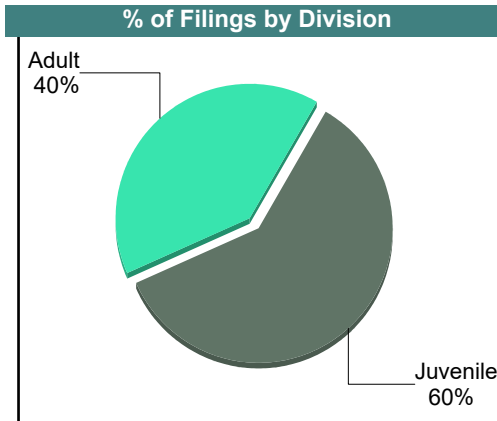

		<u>Filings</u>	<u>Hearings</u>	<u>Transactions</u>	<u>Concluded</u>	<u>Cont</u>
Adult						
Non-Family Abuse Prot Order	AP	1	2	2	1	1
Capias	CA	9	23	23	9	14
Felony	CF	9	22	22	4	18
Misdemeanor	CM	18	49	49	12	37
Family Abuse - Prot Order	FP	9	24	24	9	15
Show Cause	SC	29	55	55	18	37
SL/Other	SL	1	1	1	1	-
Civil Support	VS	11	28	28	14	14
Adult Total		87	204	204	68	136
Juvenile						
Abuse or Neglect	AN	3	6	6	0	6
Custody Visitation	CV	45	146	146	56	90
Felony	DF	0	6	6	1	5
Misdemeanor	DM	7	16	16	7	9
Entrustment	ET	6	12	12	12	-
Permanency	PH	4	4	4	4	-
Petition	PT	0	1	1	1	-
Traffic	T	6	7	7	4	3
Term Parental Rights	TP	0	6	6	6	-
Truancy	TR	3	5	5	1	4
Juvenile Total		74	209	209	92	117
Page Totals		161	413	413	160	253



		<u>Filings</u>	<u>Hearings</u>	<u>Transactions</u>	<u>Concluded</u>	<u>Cont</u>
Adult						
Non-Family Abuse Prot Order	AP	1	1	1	1	-
Capias	CA	3	13	13	5	8
Felony	CF	14	41	41	5	36
Misdemeanor	CM	15	54	54	20	34
Family Abuse - Prot Order	FP	5	15	15	5	10
Show Cause	SC	23	52	52	31	21
Civil Support	VS	13	26	26	11	15
Adult Total		74	202	202	78	124
Juvenile						
Abuse or Neglect	AN	1	2	2	1	1
Custody Relief	CR	1	1	1	0	1
Custody Visitation	CV	68	172	172	63	109
Felony	DF	3	9	9	0	9
Misdemeanor	DM	6	10	10	5	5
Petition	PT	2	4	4	2	2
Remand Custody	RC	13	13	13	13	-
Remand Visitation	RV	13	13	13	13	-
Show Cause	SC	0	2	2	0	2
Status	ST	6	11	11	7	4
Traffic	T	7	15	15	9	6
Juvenile Total		120	252	252	113	139
Page Totals		194	454	454	191	263



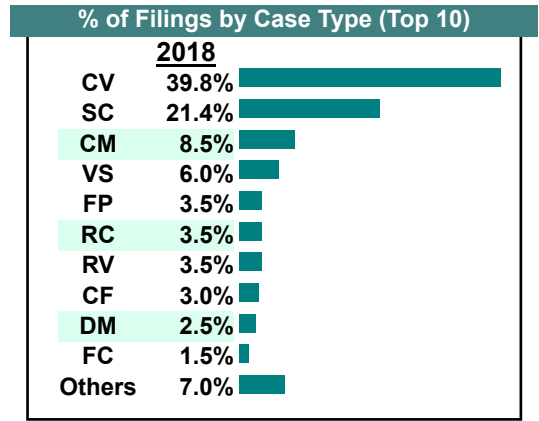
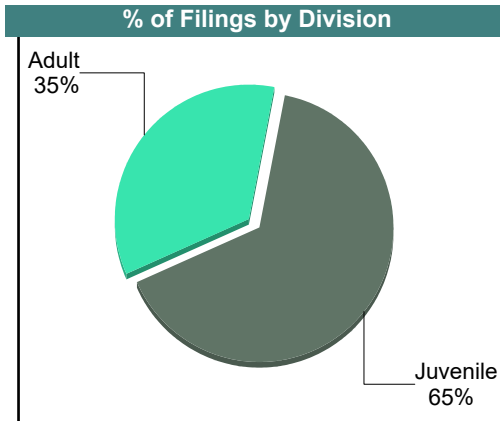

		<u>Filings</u>	<u>Hearings</u>	<u>Transactions</u>	<u>Concluded</u>	<u>Cont</u>
Adult						
Non-Family Abuse Prot Order	AP	1	2	2	1	1
Capias	CA	5	18	18	5	13
Felony	CF	2	25	25	10	15
Misdemeanor	CM	13	47	47	14	33
Family Abuse - Prot Order	FP	9	17	17	8	9
Show Cause	SC	24	55	55	19	36
Civil Support	VS	14	26	26	12	14
Adult Total		68	190	190	69	121
Juvenile						
Abuse or Neglect	AN	0	5	5	5	-
Custody Visitation	CV	53	124	124	55	69
Felony	DF	1	12	12	4	8
Misdemeanor	DM	5	16	16	3	13
Initial Foster Care	IF	5	5	5	5	-
Petition	PT	2	3	3	0	3
Remand Custody	RC	5	5	5	5	-
Remand Visitation	RV	5	5	5	5	-
Show Cause	SC	0	14	14	14	-
Status	ST	15	21	21	16	5
Traffic	T	11	11	12	9	3
Juvenile Total		102	221	222	121	101
Page Totals		170	411	412	190	222



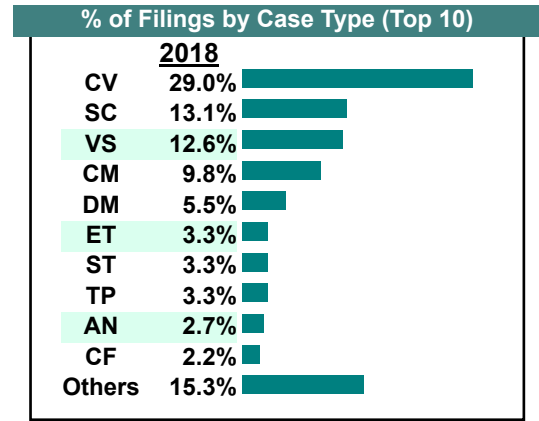
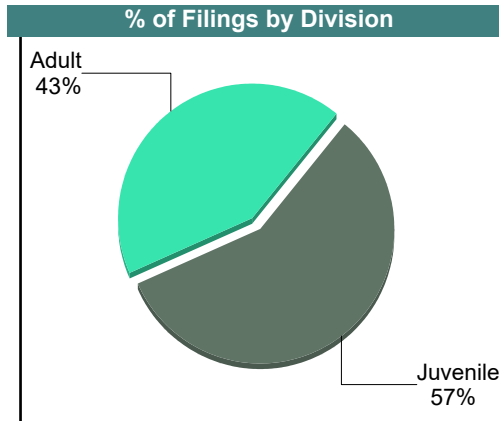
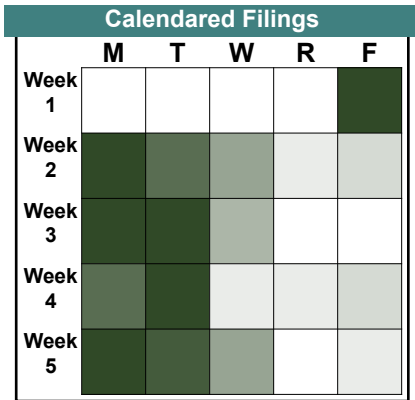
		Filings	Hearings	Transactions	Concluded	Cont
Adult						
Capias	CA	2	5	5	4	1
Felony	CF	6	14	14	1	13
Misdemeanor	CM	17	76	76	24	52
Family Abuse - Prot Order	FP	7	15	15	5	10
Motion - Prot Order	MP	1	1	1	1	-
Other	OT	1	1	1	1	-
Remand Support	RS	1	1	1	1	-
Show Cause	SC	23	48	48	29	19
Civil Support	VS	12	26	26	12	14
Adult Total		70	187	187	78	109

Juvenile						
Abuse or Neglect	AN	0	8	8	3	5
Custody Visitation	CV	80	197	197	80	117
Felony	DF	2	5	5	0	5
Misdemeanor	DM	5	15	15	4	11
Entrustment	ET	0	15	15	9	6
Foster Care Review	FC	3	6	6	6	-
Initial Foster Care	IF	1	3	3	3	-
Permanency	PH	0	1	1	1	-
Petition	PT	1	4	4	3	1
Remand Custody	RC	7	7	7	7	-
Remand Visitation	RV	7	7	7	7	-
Show Cause	SC	20	21	21	6	15
Status	ST	3	5	5	5	-
Traffic	T	2	6	7	4	3
Term Parental Rights	TP	0	6	6	0	6
Juvenile Total		131	306	307	138	169

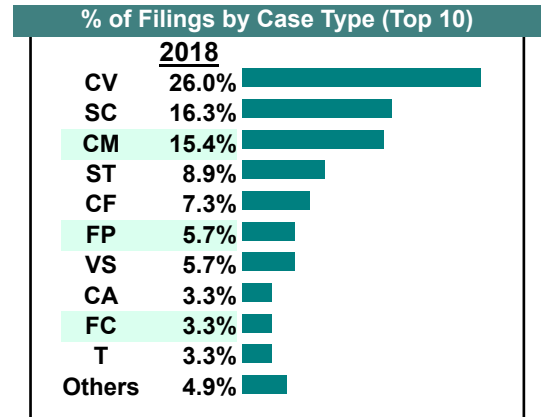
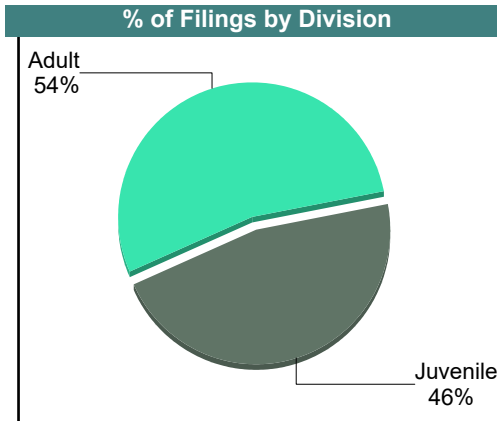
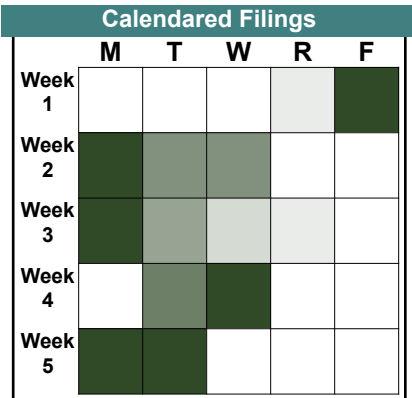
Page Totals		201	493	494	216	278
--------------------	--	------------	------------	------------	------------	------------



		<u>Filings</u>	<u>Hearings</u>	<u>Transactions</u>	<u>Concluded</u>	<u>Cont</u>
Adult						
Non-Family Abuse Prot Order	AP	2	2	2	2	-
Capias	CA	3	14	14	5	9
Felony	CF	4	9	9	0	9
Misdemeanor	CM	18	54	54	21	33
Family Abuse - Prot Order	FP	2	7	7	5	2
Other	OT	1	2	2	2	-
Remand Support	RS	1	1	1	1	-
Show Cause	SC	24	42	42	17	25
Civil Support	VS	23	35	35	21	14
Adult Total		78	166	166	74	92
Juvenile						
Abuse or Neglect	AN	5	16	16	4	12
Non-Family Abuse Prot Order	AP	1	1	1	1	-
Custody Visitation	CV	53	126	126	51	75
Felony	DF	1	8	8	1	7
Misdemeanor	DM	10	18	18	7	11
Entrustment	ET	6	15	15	0	15
Foster Care Review	FC	3	3	3	0	3
Family Abuse - Prot Order	FP	1	1	1	1	-
Initial Foster Care	IF	2	2	2	0	2
Permanency	PH	1	1	1	0	1
Petition	PT	2	2	2	0	2
Remand Custody	RC	3	3	3	3	-
Remand Visitation	RV	3	3	3	3	-
Show Cause	SC	0	1	1	1	-
Status	ST	6	9	9	6	3
Traffic	T	2	9	9	5	4
Term Parental Rights	TP	6	6	6	0	6
Juvenile Total		105	224	224	83	141
Page Totals		183	390	390	157	233



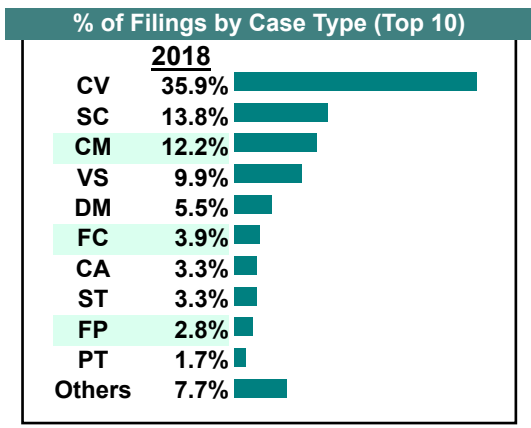
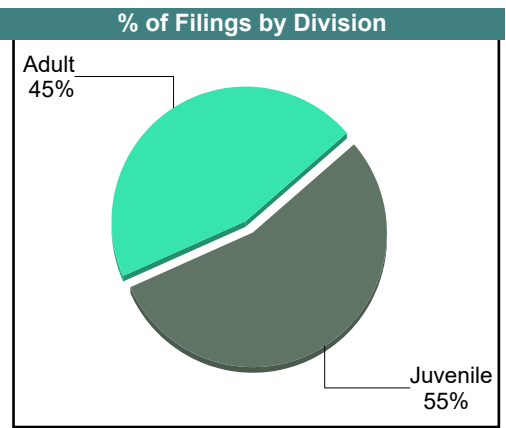

		<u>Filings</u>	<u>Hearings</u>	<u>Transactions</u>	<u>Concluded</u>	<u>Cont</u>
Adult						
Non-Family Abuse Prot Order	AP	0	1	1	1	-
Capias	CA	4	16	16	6	10
Felony	CF	9	17	17	7	10
Misdemeanor	CM	19	48	48	12	36
Family Abuse - Prot Order	FP	7	20	20	8	12
Motion - Prot Order	MP	0	1	1	1	-
Show Cause	SC	20	44	44	19	25
Civil Support	VS	7	20	20	12	8
Adult Total		66	167	167	66	101
Juvenile						
Abuse or Neglect	AN	1	3	3	0	3
Non-Family Abuse Prot Order	AP	2	3	3	2	1
Custody Visitation	CV	32	121	121	43	78
Felony	DF	0	5	5	1	4
Misdemeanor	DM	1	14	14	10	4
Foster Care Review	FC	4	4	4	4	-
Permanency	PH	2	2	2	2	-
Show Cause	SC	0	2	2	2	-
Status	ST	11	17	17	9	8
Traffic	T	4	9	9	3	6
Juvenile Total		57	180	180	76	104
Page Totals		123	347	347	142	205



		<u>Filings</u>	<u>Hearings</u>	<u>Transactions</u>	<u>Concluded</u>	<u>Cont</u>
Adult						
Non-Family Abuse Prot Order	AP	1	4	4	2	2
Capias	CA	6	18	18	6	12
Felony	CF	2	23	23	19	4
Misdemeanor	CM	22	48	48	12	36
Family Abuse - Prot Order	FP	5	8	8	2	6
Motion - Prot Order	MP	1	1	1	1	-
Other	OT	0	1	1	0	1
Protective Order	PC	1	1	1	1	-
Violation of PO	PV	1	1	1	1	-
Show Cause	SC	25	49	49	23	26
Civil Support	VS	18	26	26	16	10
Adult Total		82	180	180	83	97

		<u>Filings</u>	<u>Hearings</u>	<u>Transactions</u>	<u>Concluded</u>	<u>Cont</u>
Juvenile						
Abuse or Neglect	AN	1	3	3	1	2
Capias	CA	0	1	1	1	-
Custody Visitation	CV	65	118	118	45	73
Felony	DF	2	8	8	0	8
Misdemeanor	DM	10	17	17	7	9
Foster Care Review	FC	7	7	7	7	-
Motion - Prot Order	MP	1	1	1	1	-
Permanency	PH	2	2	2	2	-
Petition	PT	3	5	5	3	2
Remand Custody	RC	1	1	1	1	-
Remand Visitation	RV	1	1	1	1	-
Show Cause	SC	0	5	5	3	2
Status	ST	6	13	13	7	6
Traffic	T	0	1	1	0	1
Juvenile Total		99	183	183	79	103

Page Totals		181	363	363	162	200
--------------------	--	------------	------------	------------	------------	------------



CASELOAD STATISTICS OF THE JUVENILE & DOMESTIC RELATIONS COURTS

Rockingham

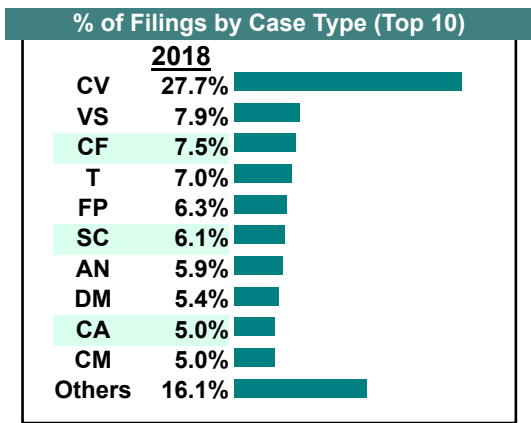
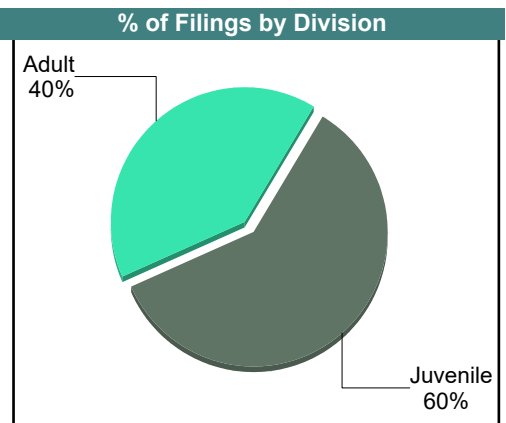
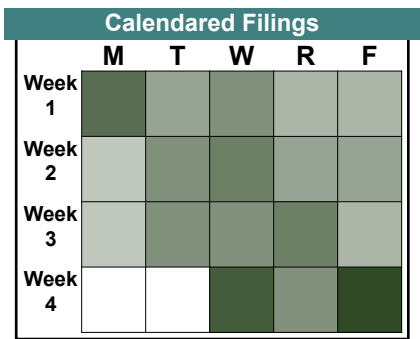
District: 26

December 2018

		Filings	Hearings	Transactions	Concluded	Cont
Adult						
Non-Family Abuse Prot Order	AP	4	4	4	0	4
Capias	CA	22	70	70	30	40
Felony	CF	33	167	167	53	114
Misdemeanor	CM	22	148	148	60	88
Family Abuse - Prot Order	FP	28	56	56	26	30
Motion - Prot Order	MP	3	4	4	4	-
Violation of PO	PV	2	2	2	2	-
Remand Support	RS	2	2	2	2	-
Show Cause	SC	25	75	75	31	44
SL/Other	SL	2	3	3	2	1
Civil Support	VS	35	101	101	40	61
Adult Total		178	632	632	250	382

Juvenile						
Abuse or Neglect	AN	26	96	96	18	78
Non-Family Abuse Prot Order	AP	0	1	1	1	-
Capias	CA	0	2	2	2	-
Child in Need of Services	CS	1	3	3	0	3
Custody Visitation	CV	122	386	386	102	284
Felony	DF	7	30	30	13	17
Misdemeanor	DM	24	55	55	27	28
Foster Care Review	FC	6	6	6	5	1
Initial Foster Care	IF	2	2	2	2	-
Motion - Prot Order	MP	9	28	28	14	14
Permanency	PH	12	12	12	12	-
Petition	PT	3	10	10	5	5
Remand Custody	RC	5	5	5	5	-
Remand Visitation	RV	5	5	5	5	-
Show Cause	SC	2	4	4	3	1
Status	ST	2	2	2	2	-
Traffic	T	31	38	39	24	15
Term Parental Rights	TP	0	2	2	2	-
Truancy	TR	3	7	7	5	2
Voluntary Continuing Services Agreement	VA	3	3	3	3	-
Juvenile Total		263	697	698	250	448

Rockingham Totals		441	1,329	1,330	500	830
--------------------------	--	------------	--------------	--------------	------------	------------




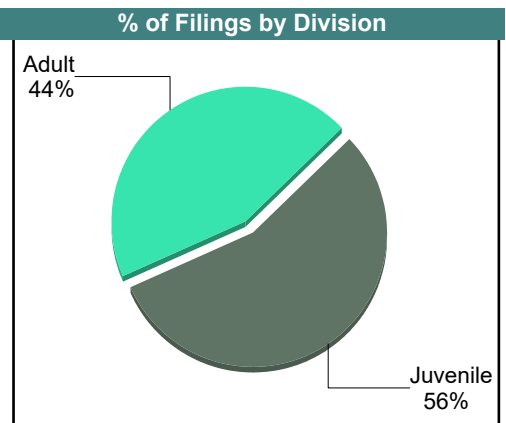

CASELOAD STATISTICS OF THE JUVENILE & DOMESTIC RELATIONS COURTS

Rockingham

District: 26

November 2018

		<u>Filings</u>	<u>Hearings</u>	<u>Transactions</u>	<u>Concluded</u>	<u>Cont</u>
Adult						
Non-Family Abuse Prot Order	AP	2	2	2	2	-
Capias	CA	23	102	102	37	65
Felony	CF	20	96	96	24	72
Misdemeanor	CM	59	197	197	54	143
Family Abuse - Prot Order	FP	22	51	51	24	27
Motion - Prot Order	MP	2	2	2	1	1
Other	OT	1	3	3	0	3
Violation Fam Abuse PO	PS	1	2	2	0	2
Violation of PO	PV	2	2	2	2	-
Show Cause	SC	48	102	102	54	48
Civil Support	VS	59	131	131	60	71
Adult Total		239	690	690	258	432
Juvenile						
Abuse or Neglect	AN	21	94	94	18	76
Non-Family Abuse Prot Order	AP	1	7	7	4	3
Capias	CA	0	3	3	0	3
Custody Relief	CR	1	2	2	1	1
Child in Need of Services	CS	0	1	1	1	-
Custody Visitation	CV	161	453	453	153	300
Felony	DF	8	18	18	3	15
Misdemeanor	DM	24	74	74	40	34
Foster Care Review	FC	9	9	9	8	1
Family Abuse - Prot Order	FP	1	2	2	1	1
Initial Foster Care	IF	4	4	4	4	-
Motion - Prot Order	MP	13	21	21	6	15
Permanency	PH	16	16	16	14	2
Petition	PT	3	19	19	8	11
Show Cause	SC	2	6	6	2	4
Status	ST	0	1	1	1	-
Traffic	T	32	44	46	29	17
Term Parental Rights	TP	2	4	4	4	-
Truancy	TR	0	10	10	5	5
Voluntary Continuing Services Agreement	VA	2	2	2	2	-
Juvenile Total		300	790	792	304	488
Rockingham Totals		539	1,480	1,482	562	920



CASELOAD STATISTICS OF THE JUVENILE & DOMESTIC RELATIONS COURTS

Rockingham

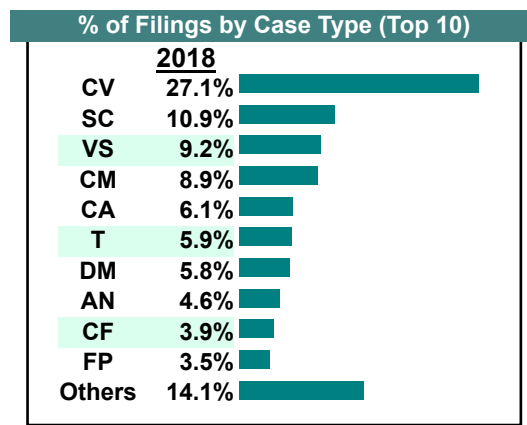
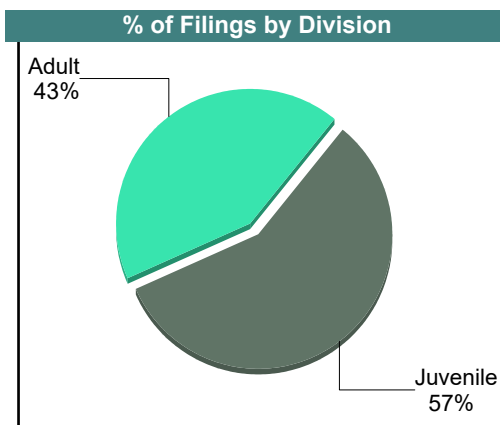

District: 26

October 2018

		<u>Filings</u>	<u>Hearings</u>	<u>Transactions</u>	<u>Concluded</u>	<u>Cont</u>
Adult						
Non-Family Abuse Prot Order	AP	2	4	4	1	3
Capias	CA	35	106	106	33	73
Felony	CF	24	152	152	36	116
Misdemeanor	CM	54	192	192	62	130
Family Abuse - Prot Order	FP	21	41	41	19	22
Other	OT	0	1	1	1	-
Violation of PO	PV	2	2	2	2	-
Show Cause	SC	64	137	137	63	74
SL/Other	SL	1	1	1	1	-
Civil Support	VS	56	156	156	72	82
Adult Total		259	792	792	290	500

Juvenile						
Abuse or Neglect	AN	28	123	123	31	92
Non-Family Abuse Prot Order	AP	2	3	3	0	3
Capias	CA	2	5	5	3	2
Custody Relief	CR	0	1	1	1	-
Child in Need of Services	CS	1	1	1	0	1
Custody Visitation	CV	165	452	452	161	291
Felony	DF	4	32	32	9	23
Misdemeanor	DM	35	96	96	48	48
Entrustment	ET	1	1	1	1	-
Foster Care Review	FC	9	9	9	9	-
Initial Foster Care	IF	7	7	7	7	-
Juv Support	JS	0	1	1	1	-
Motion - Prot Order	MP	9	12	12	3	9
Permanency	PH	17	20	20	20	-
Petition	PT	9	21	21	7	14
Show Cause	SC	2	4	4	2	2
Status	ST	5	5	5	4	1
Traffic	T	36	43	49	26	23
Term Parental Rights	TP	13	17	17	8	9
Truancy	TR	3	23	23	15	8
Voluntary Continuing Services Agreement	VA	1	1	1	1	-
Juvenile Total		349	877	883	357	526

Rockingham Totals		608	1,669	1,675	647	1,026
--------------------------	--	------------	--------------	--------------	------------	--------------



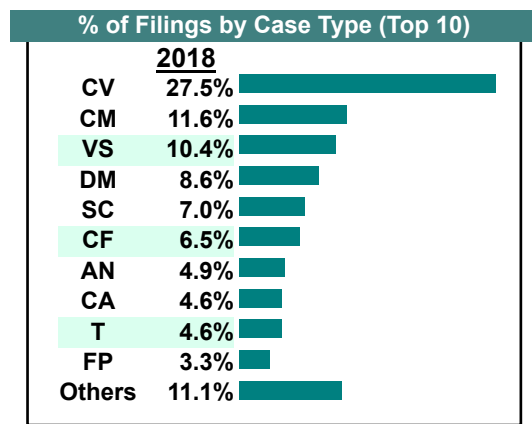
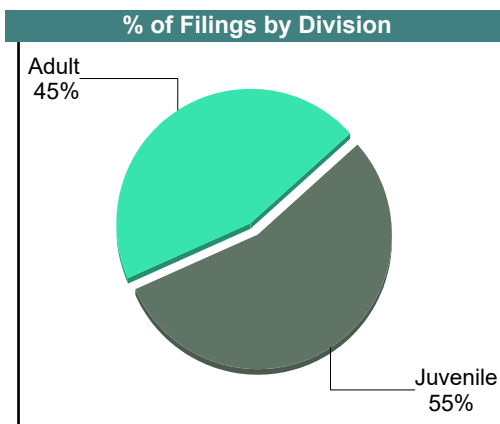
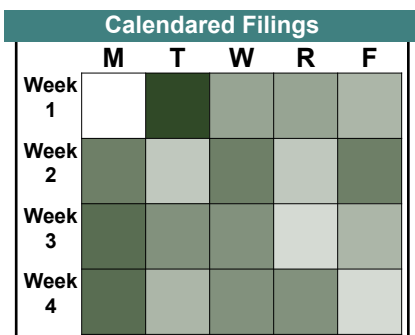
CASELOAD STATISTICS OF THE JUVENILE & DOMESTIC RELATIONS COURTS

September 2018

Rockingham

District: 26

		<u>Filings</u>	<u>Hearings</u>	<u>Transactions</u>	<u>Concluded</u>	<u>Cont</u>
<u>Adult</u>						
Non-Family Abuse Prot Order	AP	1	3	3	2	1
Capias	CA	24	75	75	24	51
Felony	CF	37	134	134	36	98
Misdemeanor	CM	66	189	189	52	137
Family Abuse - Prot Order	FP	19	41	41	14	27
Motion - Prot Order	MP	4	4	4	4	-
Other	OT	3	7	7	5	2
Violation Fam Abuse PO	PS	0	1	1	0	1
Violation of PO	PV	2	2	2	2	-
Remand Support	RS	2	2	2	2	-
Show Cause	SC	39	85	85	30	55
SL/Other	SL	1	1	1	1	-
Civil Support	VS	59	127	127	60	67
Adult Total		257	671	671	232	439
<u>Juvenile</u>						
Abuse or Neglect	AN	28	97	97	17	80
Non-Family Abuse Prot Order	AP	1	2	2	1	1
Capias	CA	2	2	2	0	2
Custody Relief	CR	1	1	1	0	1
Child in Need of Services	CS	0	5	5	3	2
Custody Visitation	CV	157	394	394	176	218
Felony	DF	1	23	23	6	17
Misdemeanor	DM	49	79	79	27	52
Entrustment	ET	1	1	1	1	-
Foster Care Review	FC	3	3	3	3	-
Initial Foster Care	IF	2	2	2	2	-
Juv Support	JS	0	1	1	0	1
Motion - Prot Order	MP	9	15	15	4	11
Permanency	PH	17	17	17	17	-
Petition	PT	7	19	19	5	14
Show Cause	SC	1	3	3	2	1
Status	ST	0	3	3	3	-
Traffic	T	26	40	43	29	14
Term Parental Rights	TP	1	2	2	1	1
Truancy	TR	5	21	21	7	14
Voluntary Continuing Services Agreement	VA	2	2	2	2	-
Juvenile Total		313	732	735	306	429
Rockingham Totals		570	1,403	1,406	538	868



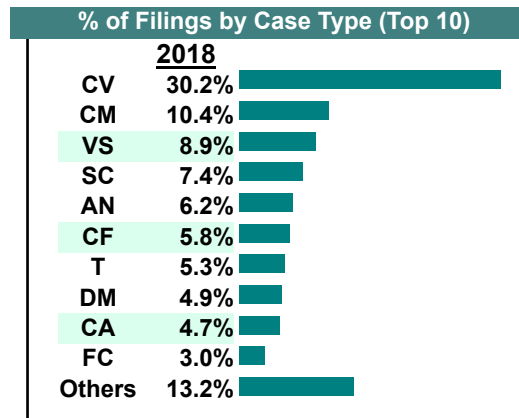
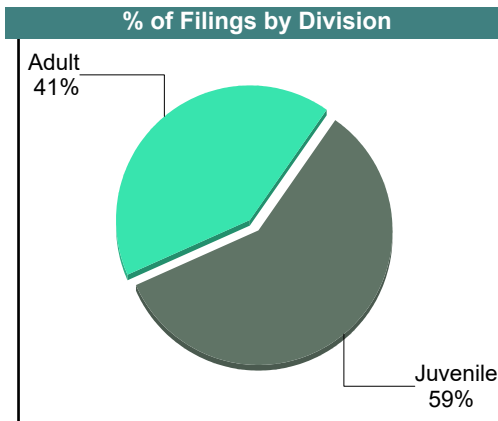

CASELOAD STATISTICS OF THE JUVENILE & DOMESTIC RELATIONS COURTS

Rockingham

District: 26

August 2018

		Filings	Hearings	Transactions	Concluded	Cont
Adult						
Capias	CA	23	67	67	16	51
Felony	CF	31	126	126	28	98
Misdemeanor	CM	55	192	192	57	135
Family Abuse - Prot Order	FP	14	35	35	19	16
Motion - Prot Order	MP	8	8	8	8	-
Violation of PO	PV	3	3	3	3	-
Remand Support	RS	1	1	1	1	-
Show Cause	SC	37	82	82	40	42
Civil Support	VS	47	128	128	62	66
Adult Total		219	642	642	234	408
Juvenile						
Abuse or Neglect	AN	33	121	121	30	91
Non-Family Abuse Prot Order	AP	0	2	2	0	2
Capias	CA	2	4	4	0	4
Custody Relief	CR	1	1	1	0	1
Child in Need of Services	CS	0	1	1	0	1
Custody Visitation	CV	160	386	386	167	219
Felony	DF	5	34	34	9	25
Misdemeanor	DM	26	69	70	27	43
Entrustment	ET	0	2	2	2	-
Foster Care Review	FC	16	16	16	16	-
Initial Foster Care	IF	7	7	7	7	-
Motion - Prot Order	MP	4	12	12	4	8
Permanency	PH	14	14	14	11	3
Petition	PT	2	12	12	3	9
Remand Custody	RC	1	1	1	1	-
Show Cause	SC	2	12	12	4	8
Status	ST	2	2	2	0	2
Traffic	T	28	43	44	29	15
Term Parental Rights	TP	0	10	10	4	6
Truancy	TR	7	13	13	5	8
Voluntary Continuing Services Agreement	VA	1	1	1	1	-
Juvenile Total		311	763	765	320	445
Rockingham Totals		530	1,405	1,407	554	853



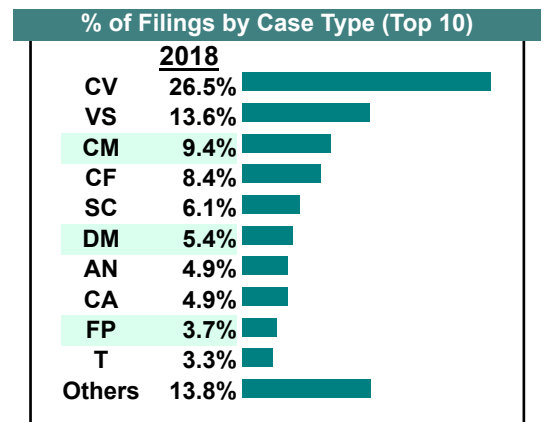
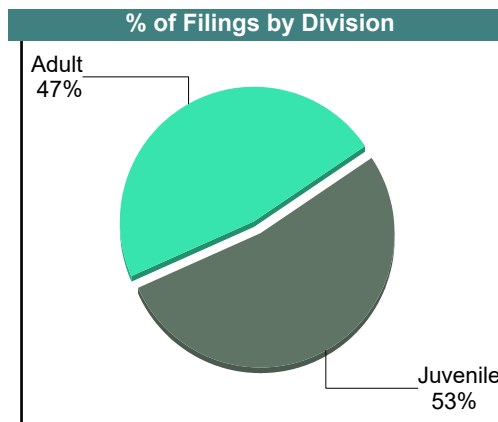

CASELOAD STATISTICS OF THE JUVENILE & DOMESTIC RELATIONS COURTS

July 2018

Rockingham

District: 26

		Filings	Hearings	Transactions	Concluded	Cont
Adult						
Capias	CA	28	84	84	29	55
Felony	CF	48	124	124	35	89
Misdemeanor	CM	54	173	173	63	110
Family Abuse - Prot Order	FP	21	43	43	19	24
Motion - Prot Order	MP	1	2	2	2	-
Other	OT	0	4	4	0	4
Violation Fam Abuse PO	PS	0	1	1	0	1
Violation of PO	PV	3	3	3	3	-
Remand Support	RS	5	5	5	5	-
Show Cause	SC	31	104	104	52	52
SL/Other	SL	1	1	1	1	-
Civil Support	VS	78	148	148	56	92
Adult Total		270	692	692	265	427
Juvenile						
Abuse or Neglect	AN	28	92	92	30	62
Non-Family Abuse Prot Order	AP	1	5	5	3	2
Capias	CA	0	1	1	1	-
Child in Need of Services	CS	1	3	3	0	3
Custody Visitation	CV	152	451	451	197	254
Felony	DF	10	47	47	5	42
Misdemeanor	DM	31	81	81	31	50
Foster Care Review	FC	5	5	5	5	-
Initial Foster Care	IF	4	4	4	4	-
Juv Support	JS	1	1	1	0	1
Motion - Prot Order	MP	2	19	19	5	14
Permanency	PH	5	5	5	5	-
Petition	PT	6	16	16	5	11
Remand Custody	RC	14	14	14	14	-
Remand Visitation	RV	13	13	13	13	-
Show Cause	SC	4	7	7	3	4
Status	ST	2	4	4	2	2
Traffic	T	19	38	38	17	21
Term Parental Rights	TP	4	4	4	0	4
Truancy	TR	0	1	1	0	1
Voluntary Continuing Services Agreement	VA	1	1	1	1	-
Juvenile Total		303	812	812	341	471
Rockingham Totals		573	1,504	1,504	606	898



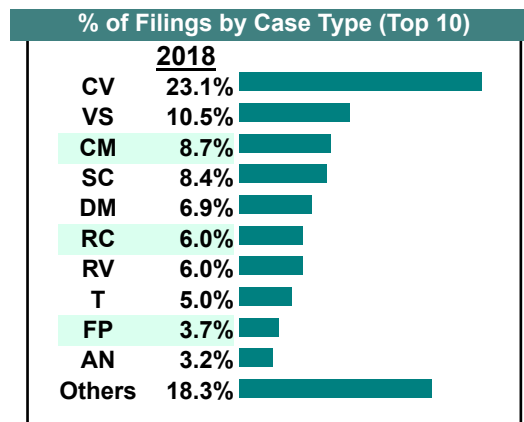
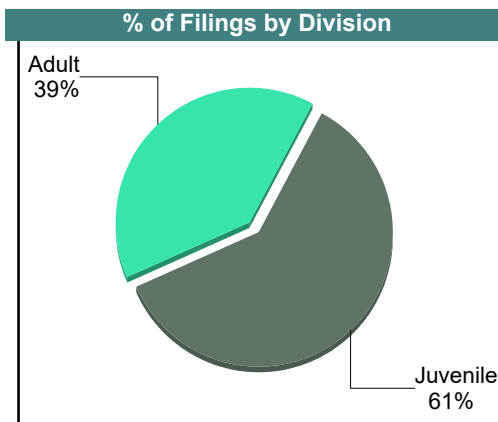

CASELOAD STATISTICS OF THE JUVENILE & DOMESTIC RELATIONS COURTS

June 2018

Rockingham

District: 26

		<u>Filings</u>	<u>Hearings</u>	<u>Transactions</u>	<u>Concluded</u>	<u>Cont</u>
Adult						
Non-Family Abuse Prot Order	AP	0	2	2	0	2
Capias	CA	9	53	53	25	28
Felony	CF	18	83	83	29	54
Misdemeanor	CM	49	148	148	44	104
Family Abuse - Prot Order	FP	21	40	40	19	21
Motion - Prot Order	MP	4	7	7	6	1
Violation Fam Abuse PO	PS	1	1	1	0	1
Violation of PO	PV	2	2	2	2	-
Remand Support	RS	11	11	11	11	-
Show Cause	SC	46	128	128	69	59
SL/Other	SL	1	1	1	1	-
Civil Support	VS	59	124	124	53	71
Adult Total		221	600	600	259	341
Juvenile						
Abuse or Neglect	AN	18	76	76	9	67
Non-Family Abuse Prot Order	AP	2	8	8	3	5
Capias	CA	1	11	11	5	6
Custody Relief	CR	1	3	3	3	-
Child in Need of Services	CS	3	5	5	1	4
Custody Visitation	CV	130	556	556	164	392
Felony	DF	7	23	23	9	14
Misdemeanor	DM	39	96	96	48	48
Foster Care Review	FC	5	5	5	5	-
Initial Foster Care	IF	5	5	5	5	-
Motion - Prot Order	MP	4	8	8	5	3
Permanency	PH	6	7	7	7	-
Petition	PT	4	12	12	2	10
Remand Custody	RC	34	34	34	34	-
Remand Visitation	RV	34	34	34	34	-
Show Cause	SC	1	6	6	1	5
Status	ST	1	1	1	0	1
Traffic	T	28	42	44	30	14
Term Parental Rights	TP	6	13	13	13	-
Truancy	TR	11	19	19	12	7
Voluntary Continuing Services Agreement	VA	1	1	1	1	-
Juvenile Total		341	965	967	391	576
Rockingham Totals		562	1,565	1,567	650	917



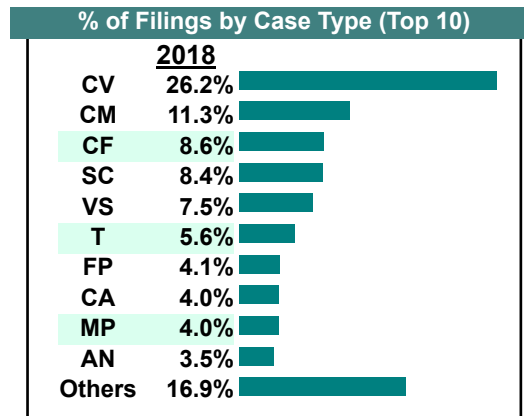
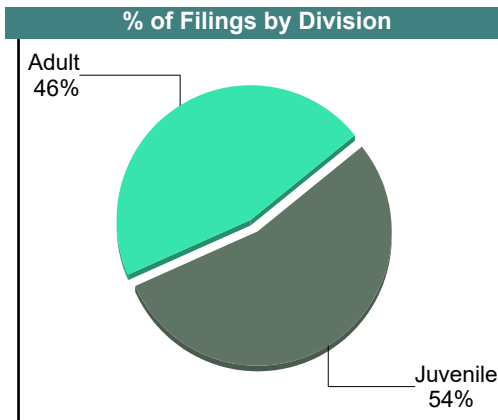
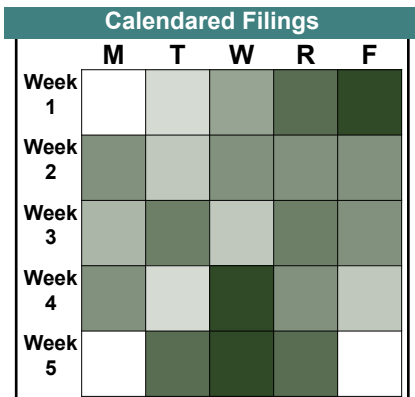
CASELOAD STATISTICS OF THE JUVENILE & DOMESTIC RELATIONS COURTS

May 2018

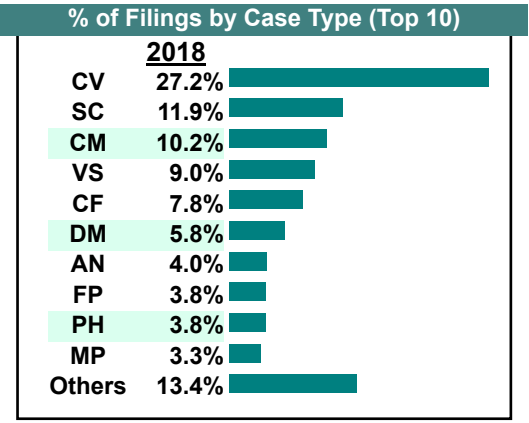
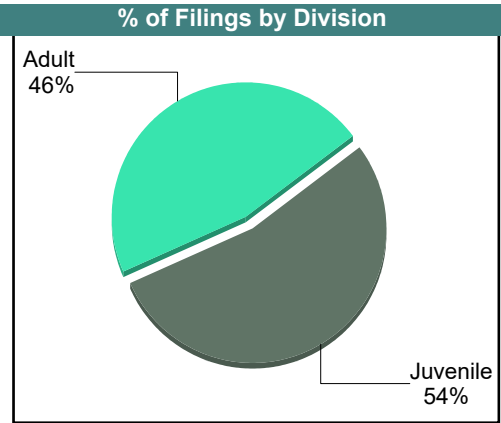
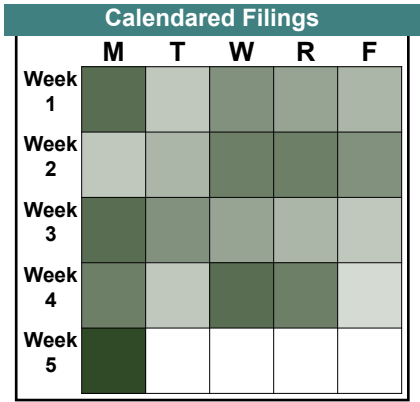
Rockingham

District: 26

		<u>Filings</u>	<u>Hearings</u>	<u>Transactions</u>	<u>Concluded</u>	<u>Cont</u>
Adult						
Non-Family Abuse Prot Order	AP	1	1	1	0	1
Capias	CA	24	70	70	25	45
Felony	CF	52	193	193	45	148
Misdemeanor	CM	68	217	217	75	142
Family Abuse - Prot Order	FP	25	53	53	26	27
Motion - Prot Order	MP	5	11	11	5	6
Other	OT	6	7	7	2	5
Violation of PO	PV	4	4	4	4	-
Show Cause	SC	45	116	116	48	68
SL/Other	SL	1	1	1	1	-
Civil Support	VS	45	131	131	58	73
Adult Total		276	804	804	289	515
Juvenile						
Abuse or Neglect	AN	21	119	119	21	98
Non-Family Abuse Prot Order	AP	2	4	4	0	4
Capias	CA	0	6	6	2	4
Custody Relief	CR	2	3	3	0	3
Child in Need of Services	CS	1	3	3	0	3
Custody Visitation	CV	158	549	549	192	357
Felony	DF	3	24	24	4	20
Misdemeanor	DM	21	83	83	36	47
Entrustment	ET	1	1	1	1	-
Foster Care Review	FC	17	18	18	18	-
Initial Foster Care	IF	5	5	5	5	-
Motion - Prot Order	MP	19	33	33	17	16
Permanency	PH	11	12	12	11	1
Petition	PT	4	10	10	5	5
Remand Custody	RC	3	3	3	3	-
Remand Visitation	RV	3	3	3	3	-
Show Cause	SC	6	6	6	1	5
Status	ST	2	6	6	6	-
Traffic	T	34	42	46	34	12
Term Parental Rights	TP	4	8	8	7	1
Truancy	TR	11	24	24	3	21
Juvenile Total		328	962	966	369	597
Rockingham Totals		604	1,766	1,770	658	1,112



		Filings	Hearings	Transactions	Concluded	Cont
Adult						
Capias	CA	20	87	87	36	51
Felony	CF	51	146	146	21	125
Misdemeanor	CM	67	206	206	58	148
Family Abuse - Prot Order	FP	25	53	53	26	27
Motion - Prot Order	MP	5	14	14	5	9
Violation of PO	PV	1	1	1	1	-
Show Cause	SC	76	147	147	63	84
SL/Other	SL	1	1	1	1	-
Civil Support	VS	59	134	134	59	75
Adult Total		305	789	789	270	519
Juvenile						
Abuse or Neglect	AN	26	105	105	19	86
Non-Family Abuse Prot Order	AP	0	2	2	0	2
Capias	CA	1	5	5	2	3
Child in Need of Services	CS	0	3	3	3	-
Custody Visitation	CV	179	528	528	143	385
Felony	DF	5	39	39	15	24
Misdemeanor	DM	38	84	84	35	49
Entrustment	ET	3	3	3	1	2
Foster Care Review	FC	10	12	12	10	2
Initial Foster Care	IF	11	11	11	11	-
Motion - Prot Order	MP	17	22	22	4	18
Permanency	PH	25	26	26	26	-
Petition	PT	7	21	21	8	13
Remand Custody	RC	1	1	1	1	-
Remand Visitation	RV	1	1	1	1	-
Show Cause	SC	2	3	3	0	3
Status	ST	4	8	8	5	3
Traffic	T	11	27	31	25	6
Term Parental Rights	TP	2	9	9	2	7
Truancy	TR	10	14	14	6	8
Juvenile Total		353	924	928	317	611
Rockingham Totals		658	1,713	1,717	587	1,130



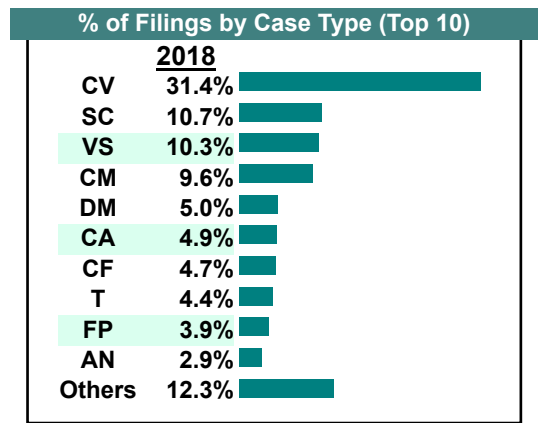
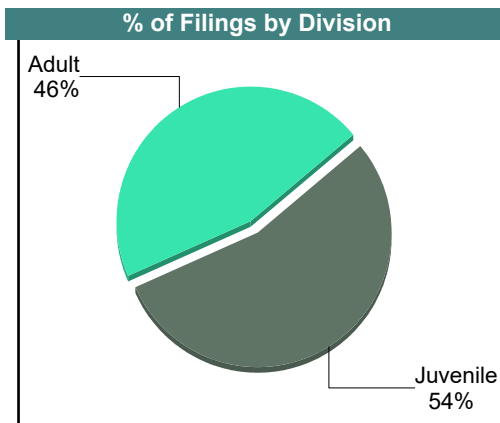

CASELOAD STATISTICS OF THE JUVENILE & DOMESTIC RELATIONS COURTS

Rockingham

District: 26

March 2018

		<u>Filings</u>	<u>Hearings</u>	<u>Transactions</u>	<u>Concluded</u>	<u>Cont</u>
<u>Adult</u>						
Capias	CA	37	97	97	33	64
Felony	CF	39	144	144	58	86
Misdemeanor	CM	79	218	218	65	153
Crim Support	CS	0	2	2	1	1
Family Abuse - Prot Order	FP	32	67	67	32	35
Motion - Prot Order	MP	10	21	21	7	14
Other	OT	0	1	1	1	-
Violation of PO	PV	4	4	4	4	-
Remand Support	RS	2	2	2	2	-
Show Cause	SC	87	154	154	76	78
Civil Support	VS	85	168	168	67	101
Adult Total		375	878	878	346	532
<u>Juvenile</u>						
Abuse or Neglect	AN	24	72	72	3	69
Non-Family Abuse Prot Order	AP	4	7	7	1	6
Capias	CA	3	5	5	2	3
Custody Relief	CR	0	1	1	1	-
Child in Need of Services	CS	2	3	3	0	3
Custody Visitation	CV	259	645	645	177	468
Felony	DF	14	24	24	4	20
Misdemeanor	DM	41	85	85	38	47
Foster Care Review	FC	4	7	7	5	2
Initial Foster Care	IF	2	2	2	2	-
Motion - Prot Order	MP	3	4	4	2	2
Permanency	PH	18	29	29	17	12
Petition	PT	1	12	12	2	10
Remand Custody	RC	6	6	6	6	-
Remand Visitation	RV	5	5	5	5	-
Show Cause	SC	1	5	5	4	1
Status	ST	6	8	8	4	4
Traffic	T	36	51	54	35	19
Term Parental Rights	TP	10	12	12	4	8
Truancy	TR	10	12	12	7	5
Juvenile Total		449	995	998	319	679
Rockingham Totals		824	1,873	1,876	665	1,211



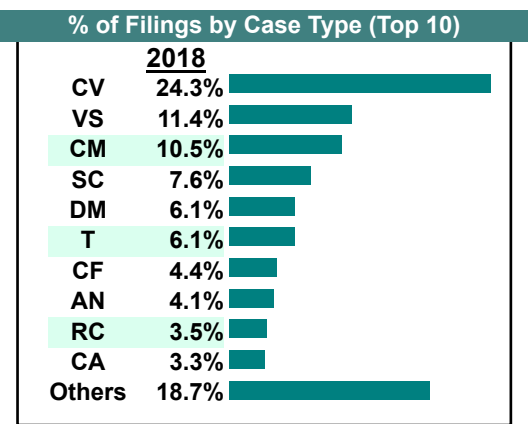
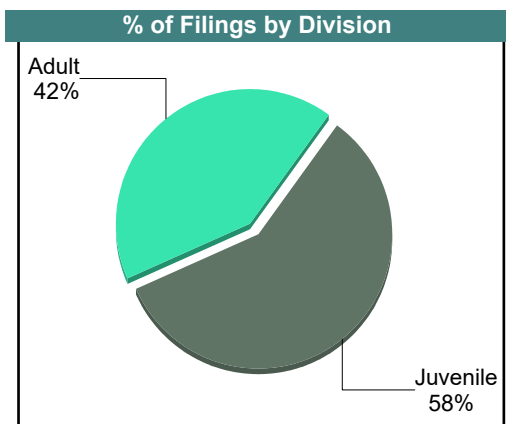

CASELOAD STATISTICS OF THE JUVENILE & DOMESTIC RELATIONS COURTS

February 2018

Rockingham

District: 26

		<u>Filings</u>	<u>Hearings</u>	<u>Transactions</u>	<u>Concluded</u>	<u>Cont</u>
<u>Adult</u>						
Non-Family Abuse Prot Order	AP	0	1	1	1	-
Capias	CA	19	81	81	31	50
Felony	CF	29	111	111	20	91
Misdemeanor	CM	69	188	188	48	140
Family Abuse - Prot Order	FP	18	37	37	20	16
Motion - Prot Order	MP	2	2	2	2	-
Other	OT	1	1	1	1	-
Protective Order	PC	2	3	3	2	1
Violation of PO	PV	5	5	5	5	-
Remand Support	RS	8	8	8	8	-
Show Cause	SC	47	106	106	49	57
Civil Support	VS	75	150	150	74	76
Adult Total		275	693	693	261	431
<u>Juvenile</u>						
Abuse or Neglect	AN	27	75	75	9	66
Non-Family Abuse Prot Order	AP	1	2	2	1	1
Capias	CA	3	6	6	2	4
Custody Relief	CR	1	2	2	1	1
Child in Need of Services	CS	0	1	1	1	-
Custody Visitation	CV	160	541	541	200	341
Felony	DF	3	32	32	18	14
Misdemeanor	DM	40	86	86	35	51
Foster Care Review	FC	5	6	6	6	-
Initial Foster Care	IF	5	6	6	6	-
Juv Support	JS	0	1	1	1	-
Motion - Prot Order	MP	0	1	1	1	-
Permanency	PH	11	11	11	11	-
Petition	PT	8	17	17	4	13
Remand Custody	RC	23	23	23	23	-
Remand Visitation	RV	19	19	19	19	-
Show Cause	SC	3	14	14	11	3
Status	ST	4	5	5	3	2
Traffic	T	40	52	54	40	14
Term Parental Rights	TP	16	18	18	14	4
Truancy	TR	11	12	12	9	3
Voluntary Continuing Services Agreement	VA	3	3	3	3	-
Juvenile Total		383	933	935	418	517
Rockingham Totals		658	1,626	1,628	679	948



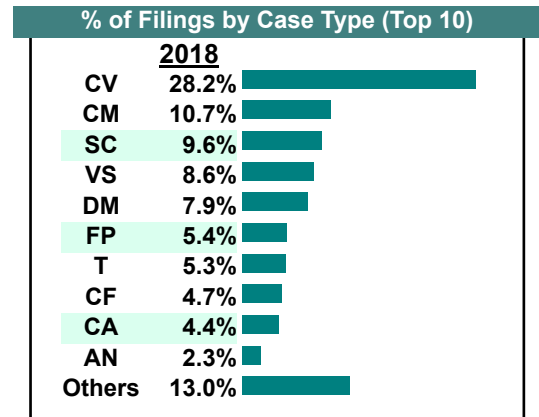
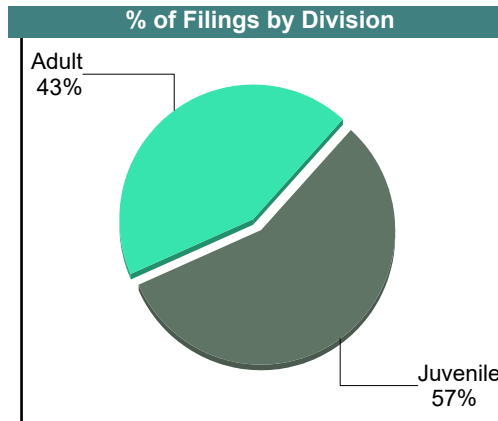

CASELOAD STATISTICS OF THE JUVENILE & DOMESTIC RELATIONS COURTS

January 2018

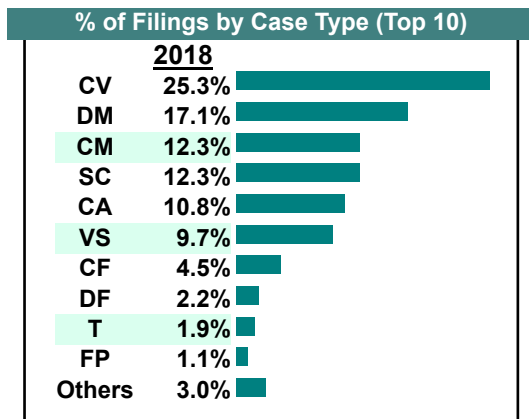
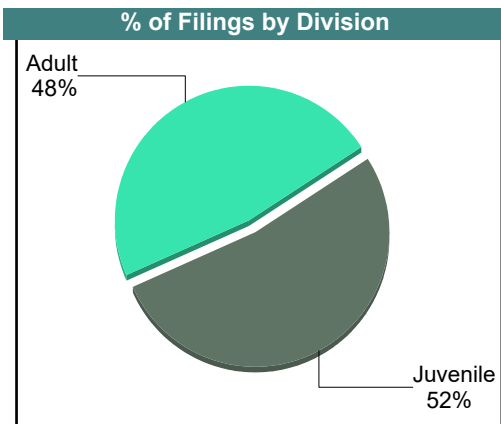
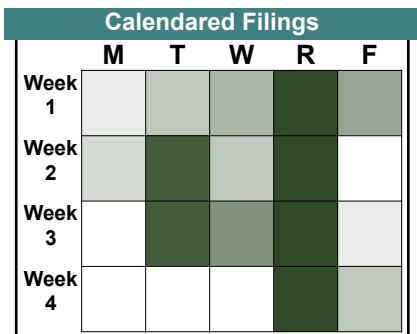
Rockingham

District: 26

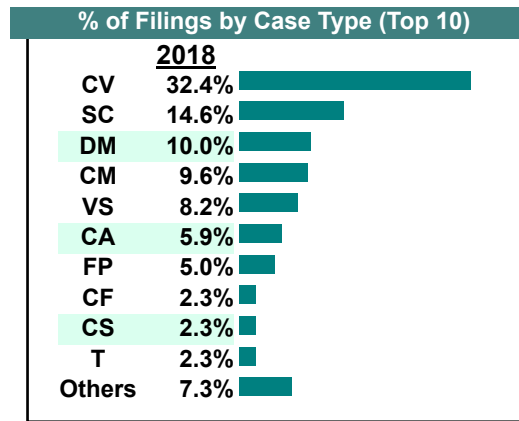
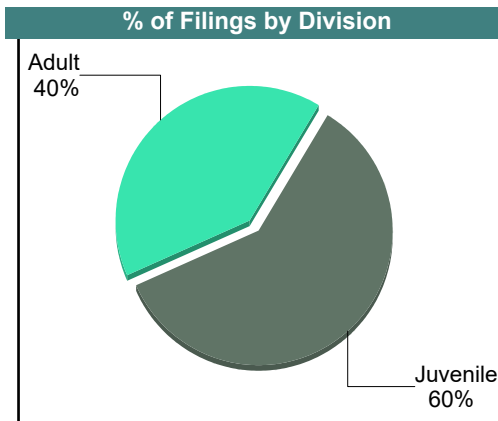

		Filings	Hearings	Transactions	Concluded	Cont
Adult						
Non-Family Abuse Prot Order	AP	1	1	1	0	1
Capias	CA	22	101	101	22	79
Felony	CF	27	154	154	51	103
Misdemeanor	CM	61	153	153	37	116
Crim Support	CS	1	1	1	0	1
Family Abuse - Prot Order	FP	30	53	53	24	29
Motion - Prot Order	MP	0	1	1	1	-
Other	OT	1	1	1	0	1
Violation of PO	PV	4	4	4	4	-
Remand Support	RS	1	1	1	1	-
Show Cause	SC	48	131	131	66	65
SL/Other	SL	2	2	2	2	-
Civil Support	VS	49	121	121	52	68
Adult Total		247	724	724	260	463
Juvenile						
Abuse or Neglect	AN	13	46	46	10	36
Non-Family Abuse Prot Order	AP	0	2	2	2	-
Capias	CA	3	5	5	3	2
Custody Relief	CR	2	3	3	1	2
Child in Need of Services	CS	0	3	3	0	3
Custody Visitation	CV	161	460	460	134	326
Felony	DF	7	25	25	4	21
Misdemeanor	DM	45	85	85	38	47
Foster Care Review	FC	11	12	12	11	1
Family Abuse - Prot Order	FP	1	1	1	1	-
Initial Foster Care	IF	10	10	10	9	1
Motion - Prot Order	MP	2	5	5	0	5
Permanency	PH	10	10	10	10	-
Petition	PT	6	14	14	7	7
Remand Custody	RC	2	2	2	2	-
Remand Visitation	RV	1	1	1	1	-
Show Cause	SC	7	23	23	10	13
Status	ST	1	1	1	1	-
Traffic	T	30	43	44	34	10
Term Parental Rights	TP	5	14	14	10	4
Truancy	TR	1	10	10	4	6
Voluntary Continuing Services Agreement	VA	6	6	6	6	-
Juvenile Total		324	781	782	298	484
Rockingham Totals		571	1,505	1,506	558	947



		<u>Filings</u>	<u>Hearings</u>	<u>Transactions</u>	<u>Concluded</u>	<u>Cont</u>
Adult						
Non-Family Abuse Prot Order	AP	1	1	1	1	-
Capias	CA	29	44	44	31	13
Felony	CF	12	34	34	12	22
Misdemeanor	CM	33	90	90	35	55
Family Abuse - Prot Order	FP	3	15	15	10	5
Motion - Prot Order	MP	1	1	1	1	-
Show Cause	SC	21	40	40	24	16
SL/Other	SL	2	2	2	2	-
Civil Support	VS	26	43	43	18	25
Adult Total		128	270	270	134	136
Juvenile						
Abuse or Neglect	AN	0	1	1	1	-
Child in Need of Services	CS	1	3	3	0	3
Custody Visitation	CV	68	128	128	72	56
Felony	DF	6	18	18	4	14
Misdemeanor	DM	46	82	82	12	70
Motion - Prot Order	MP	0	1	1	1	-
Permanency	PH	1	1	1	1	-
Petition	PT	1	4	4	2	2
Show Cause	SC	12	21	21	6	15
Status	ST	1	5	5	4	1
Traffic	T	5	7	8	3	5
Truancy	TR	0	2	2	0	2
Juvenile Total		141	273	274	106	168
Shenandoah Totals		269	543	544	240	304



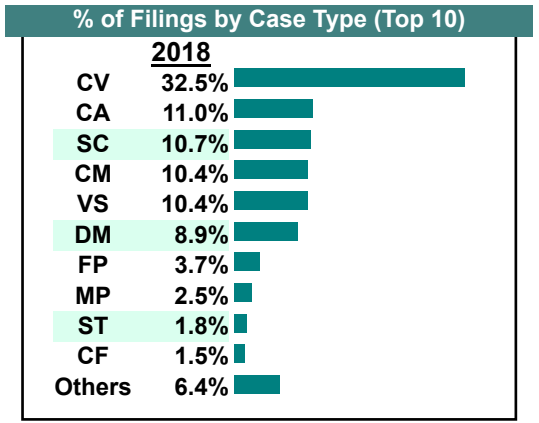
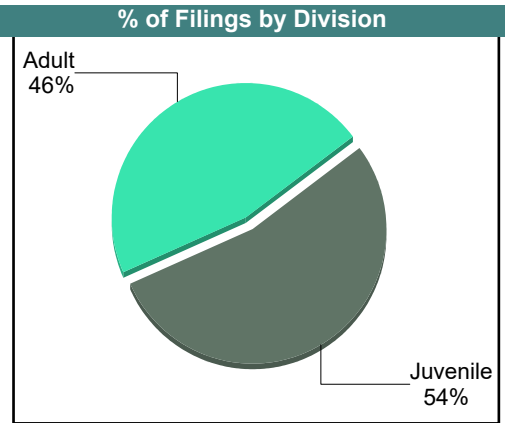
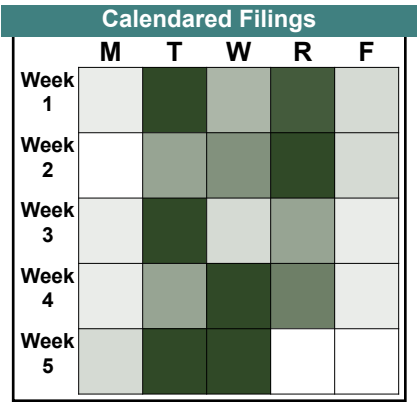
		<u>Filings</u>	<u>Hearings</u>	<u>Transactions</u>	<u>Concluded</u>	<u>Cont</u>
Adult						
Non-Family Abuse Prot Order	AP	1	1	1	1	-
Capias	CA	13	24	24	16	8
Felony	CF	5	37	37	14	23
Misdemeanor	CM	21	92	92	22	70
Family Abuse - Prot Order	FP	11	23	23	4	19
Motion - Prot Order	MP	2	2	2	2	-
Show Cause	SC	17	36	36	17	19
Civil Support	VS	18	40	40	25	15
Adult Total		88	255	255	101	154
Juvenile						
Abuse or Neglect	AN	3	17	17	10	7
Non-Family Abuse Prot Order	AP	1	2	2	1	1
Child in Need of Services	CS	5	7	7	5	2
Custody Visitation	CV	71	168	168	84	84
Felony	DF	1	10	10	4	6
Misdemeanor	DM	22	78	78	24	54
Permanency	PH	2	2	2	2	-
Petition	PT	2	3	3	2	1
Show Cause	SC	15	29	29	4	25
Status	ST	2	10	10	5	5
Traffic	T	5	6	7	2	5
Truancy	TR	2	4	4	2	2
Juvenile Total		131	336	337	145	192
Shenandoah Totals		219	591	592	246	346



		Filings	Hearings	Transactions	Concluded	Cont
Adult						
Capias	CA	36	64	64	35	29
Felony	CF	5	38	38	12	26
Misdemeanor	CM	34	85	85	27	58
Family Abuse - Prot Order	FP	12	28	28	14	14
Motion - Prot Order	MP	7	7	7	7	-
Remand Support	RS	2	2	2	2	-
Show Cause	SC	21	38	38	16	22
Civil Support	VS	34	62	62	33	29
Adult Total		151	324	324	146	178

Juvenile						
Abuse or Neglect	AN	0	12	12	1	11
Child in Need of Services	CS	1	3	3	0	3
Custody Visitation	CV	106	203	203	79	124
Felony	DF	5	18	18	6	12
Misdemeanor	DM	29	104	104	37	67
Entrustment	ET	1	1	1	0	1
Initial Foster Care	IF	1	1	1	1	-
Motion - Prot Order	MP	1	4	4	0	4
Permanency	PH	1	1	1	1	-
Petition	PT	5	9	9	5	4
Remand Custody	RC	2	2	2	2	-
Remand Visitation	RV	2	2	2	2	-
Show Cause	SC	14	26	26	8	18
Status	ST	6	17	17	9	8
Traffic	T	1	2	2	1	1
Truancy	TR	0	4	4	0	4
Juvenile Total		175	409	409	152	257

Shenandoah Totals		326	733	733	298	435
--------------------------	--	------------	------------	------------	------------	------------



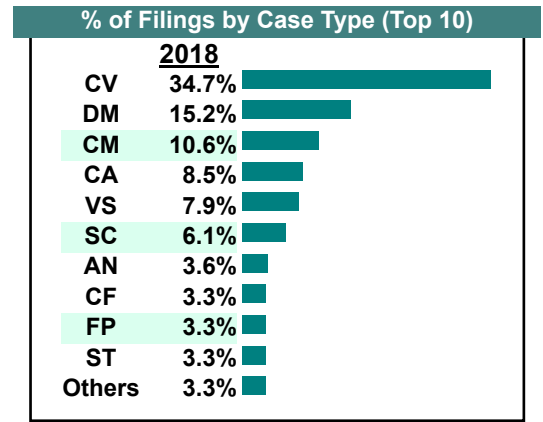
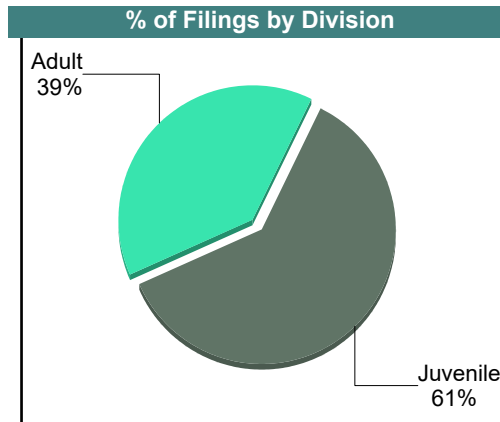
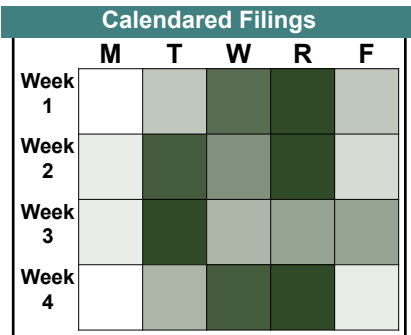
CASELOAD STATISTICS OF THE JUVENILE & DOMESTIC RELATIONS COURTS

Shenandoah

District: 26

September 2018

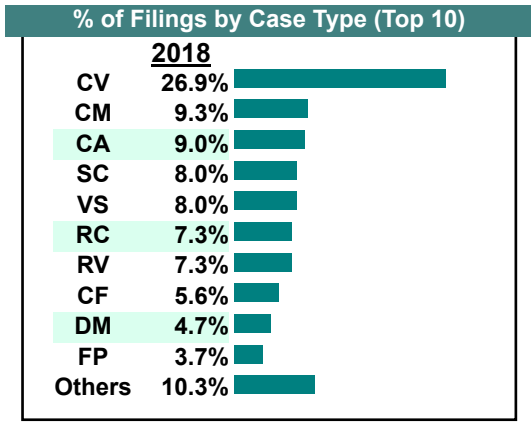
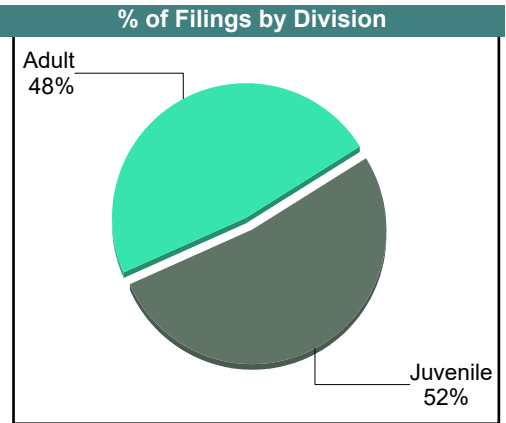

		<u>Filings</u>	<u>Hearings</u>	<u>Transactions</u>	<u>Concluded</u>	<u>Cont</u>
<u>Adult</u>						
Capias	CA	28	46	46	27	19
Felony	CF	11	42	42	13	29
Misdemeanor	CM	35	96	96	30	66
Family Abuse - Prot Order	FP	11	20	20	11	9
Motion - Prot Order	MP	3	3	3	3	-
Show Cause	SC	14	36	36	22	14
Civil Support	VS	26	52	52	32	20
Adult Total		128	295	295	138	157
<u>Juvenile</u>						
Abuse or Neglect	AN	12	31	31	8	23
Child in Need of Services	CS	0	1	1	0	1
Custody Visitation	CV	114	202	202	96	106
Felony	DF	6	15	15	1	14
Misdemeanor	DM	50	78	78	20	58
Petition	PT	0	4	4	3	1
Show Cause	SC	6	8	8	1	7
Status	ST	11	18	18	9	9
Traffic	T	0	4	4	4	-
Truancy	TR	2	5	5	1	4
Juvenile Total		201	366	366	143	223
Shenandoah Totals		329	661	661	281	380



		Filings	Hearings	Transactions	Concluded	Cont
Adult						
Non-Family Abuse Prot Order	AP	2	2	2	2	-
Capias	CA	27	43	43	26	17
Felony	CF	17	48	48	16	32
Misdemeanor	CM	28	87	87	21	66
Family Abuse - Prot Order	FP	11	26	26	13	13
Motion - Prot Order	MP	3	3	3	3	-
Remand Support	RS	9	9	9	9	-
Show Cause	SC	21	32	32	11	21
SL/Other	SL	2	2	2	2	-
Civil Support	VS	24	47	47	18	29
Adult Total		144	299	299	121	178

Juvenile						
Abuse or Neglect	AN	0	7	7	4	3
Child in Need of Services	CS	1	2	2	1	1
Custody Visitation	CV	81	176	176	82	94
Felony	DF	1	14	14	2	12
Misdemeanor	DM	14	46	46	12	33
Foster Care Review	FC	1	1	1	1	-
Motion - Prot Order	MP	4	4	4	1	3
Petition	PT	3	5	5	1	4
Remand Custody	RC	22	22	22	22	-
Remand Visitation	RV	22	22	22	22	-
Show Cause	SC	3	7	7	4	3
Status	ST	3	14	14	4	10
Traffic	T	2	3	4	2	2
Juvenile Total		157	323	324	158	165

Shenandoah Totals		301	622	623	279	343
--------------------------	--	------------	------------	------------	------------	------------



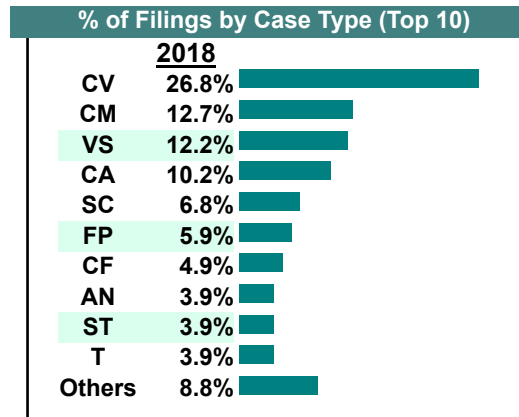
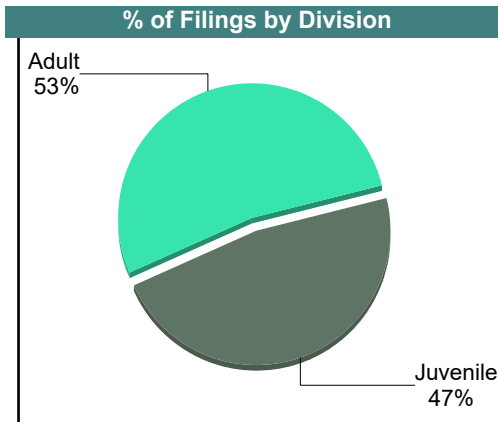
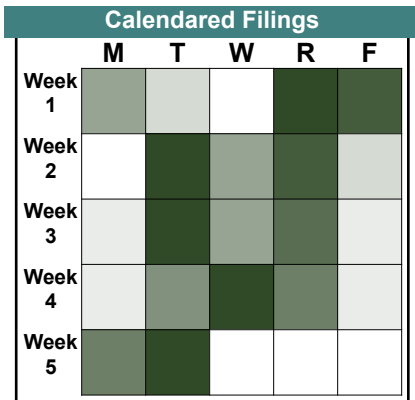
CASELOAD STATISTICS OF THE JUVENILE & DOMESTIC RELATIONS COURTS

July 2018

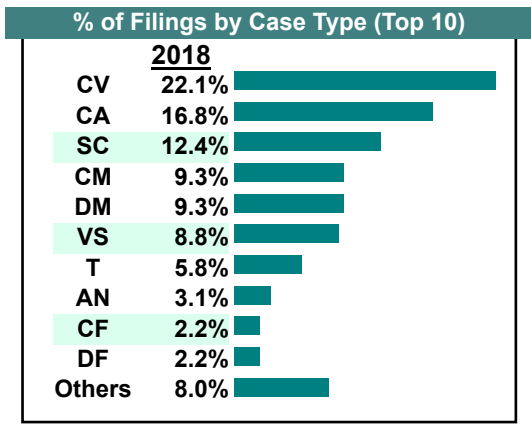
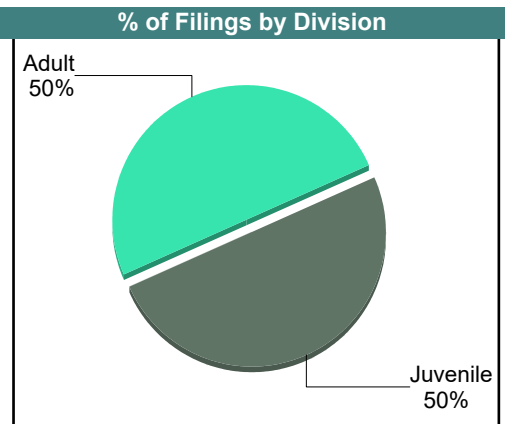

Shenandoah

District: 26

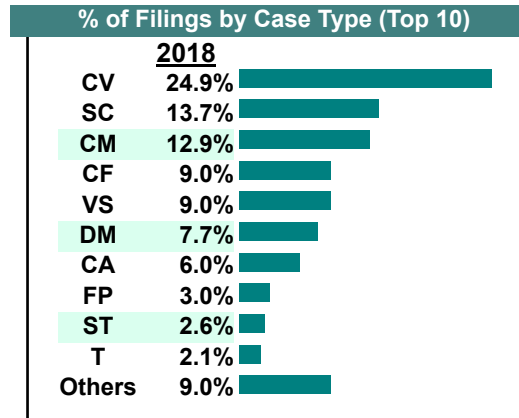
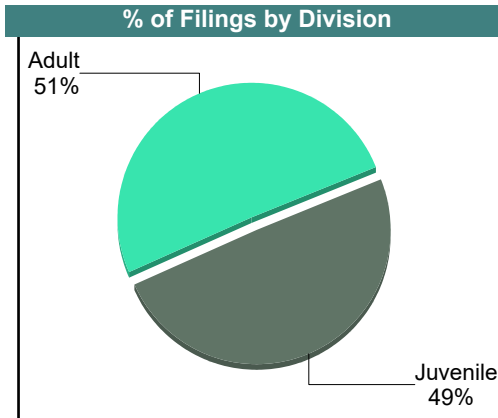
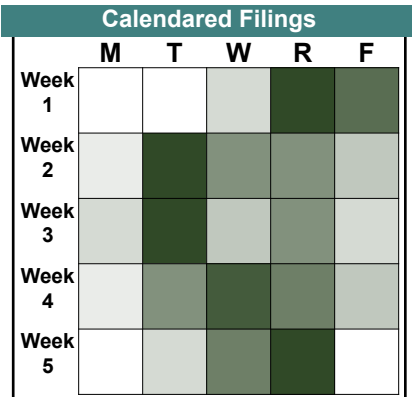
		<u>Filings</u>	<u>Hearings</u>	<u>Transactions</u>	<u>Concluded</u>	<u>Cont</u>
<u>Adult</u>						
Capias	CA	19	32	32	21	11
Felony	CF	10	37	37	7	30
Misdemeanor	CM	26	71	71	24	47
Family Abuse - Prot Order	FP	12	19	19	7	12
Motion - Prot Order	MP	2	2	2	2	-
Other	OT	1	1	1	1	-
Protective Order	PC	0	1	1	1	-
Show Cause	SC	13	31	31	14	17
Civil Support	VS	25	53	53	26	27
Adult Total		108	247	247	103	144
<u>Juvenile</u>						
Abuse or Neglect	AN	8	18	18	3	15
Capias	CA	2	3	3	2	1
Child in Need of Services	CS	1	3	3	2	1
Custody Visitation	CV	55	153	153	73	80
Felony	DF	1	7	7	1	6
Misdemeanor	DM	7	37	37	21	16
Petition	PT	3	6	6	2	4
Show Cause	SC	1	14	14	8	6
Status	ST	8	13	13	12	1
Traffic	T	8	12	14	13	1
Truancy	TR	2	2	2	2	-
Voluntary Continuing Services Agreement	VA	1	1	1	1	-
Juvenile Total		97	269	271	140	131
Shenandoah Totals		205	516	518	243	275



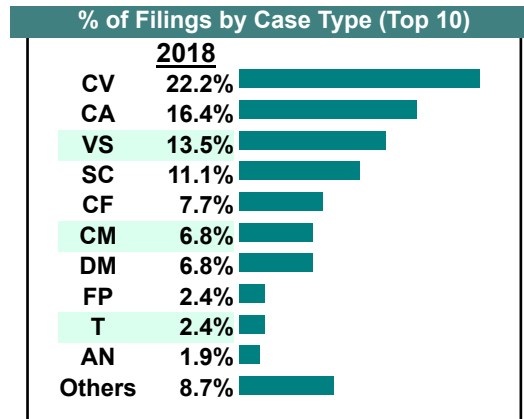
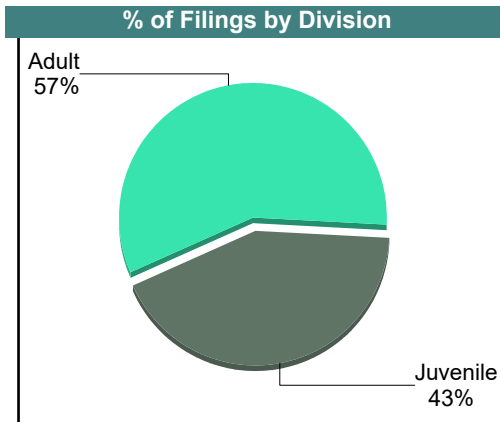
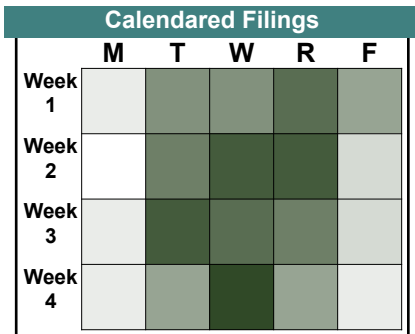
		Filings	Hearings	Transactions	Concluded	Cont
Adult						
Capias	CA	38	50	50	36	14
Felony	CF	5	45	45	7	38
Misdemeanor	CM	21	78	79	23	56
Family Abuse - Prot Order	FP	2	6	6	2	4
Motion - Prot Order	MP	0	1	1	1	-
Protective Order	PC	2	3	3	1	2
Show Cause	SC	25	56	56	28	28
Civil Support	VS	20	49	49	24	25
Adult Total		113	288	289	122	167
Juvenile						
Abuse or Neglect	AN	7	15	15	4	11
Child in Need of Services	CS	4	6	6	3	3
Custody Visitation	CV	50	155	155	69	86
Felony	DF	5	19	19	1	18
Misdemeanor	DM	21	74	74	19	55
Entrustment	ET	1	1	1	1	-
Foster Care Review	FC	2	2	2	2	-
Motion - Prot Order	MP	0	2	2	2	-
Permanency	PH	1	1	1	1	-
Petition	PT	1	3	3	0	3
Show Cause	SC	3	17	17	8	9
Status	ST	1	15	15	5	10
Traffic	T	13	14	17	9	8
Truancy	TR	4	6	6	5	1
Juvenile Total		113	330	333	129	204
Shenandoah Totals		226	618	622	251	371



		<u>Filings</u>	<u>Hearings</u>	<u>Transactions</u>	<u>Concluded</u>	<u>Cont</u>
<u>Adult</u>						
Capias	CA	13	29	29	19	10
Felony	CF	21	46	46	8	38
Misdemeanor	CM	30	62	62	16	46
Family Abuse - Prot Order	FP	7	12	12	5	7
Motion - Prot Order	MP	3	3	3	2	1
Violation of PO	PV	1	1	1	1	-
Remand Support	RS	2	2	2	2	-
Show Cause	SC	18	49	49	31	18
SL/Other	SL	2	2	2	2	-
Civil Support	VS	21	39	39	15	24
Adult Total		118	245	245	101	144
<u>Juvenile</u>						
Abuse or Neglect	AN	0	4	4	4	-
Non-Family Abuse Prot Order	AP	1	1	1	1	-
Capias	CA	1	1	1	1	-
Custody Visitation	CV	58	146	146	36	110
Felony	DF	0	4	4	0	4
Misdemeanor	DM	18	68	68	30	38
Petition	PT	3	6	6	2	4
Remand Custody	RC	2	2	2	2	-
Remand Visitation	RV	2	2	2	2	-
Show Cause	SC	14	22	22	8	14
Status	ST	6	14	16	5	11
Traffic	T	5	7	8	5	3
Truancy	TR	5	8	8	2	6
Juvenile Total		115	285	288	98	190
Shenandoah Totals		233	530	533	199	334

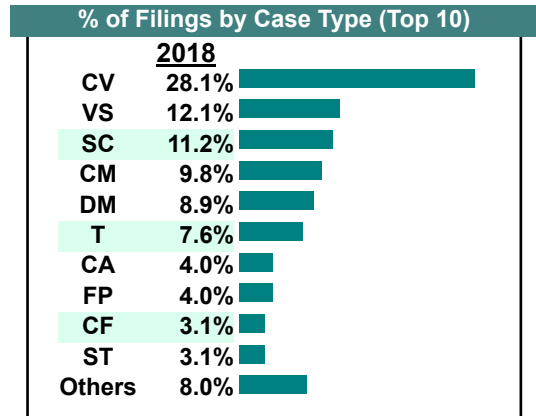
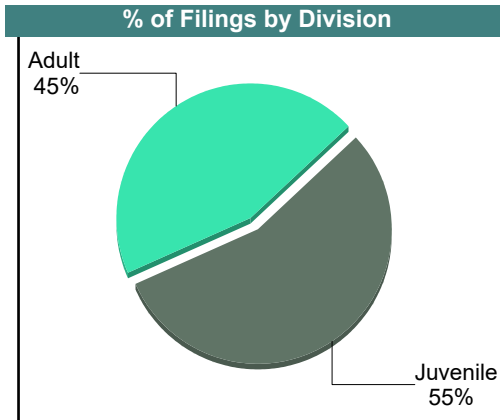
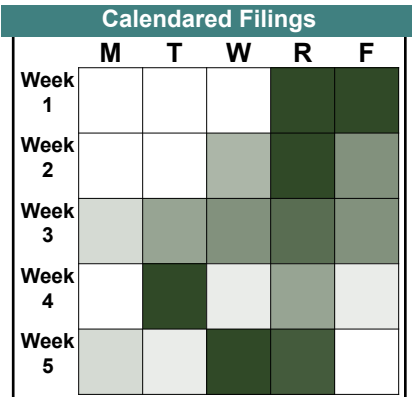


		Filings	Hearings	Transactions	Concluded	Cont
Adult						
Capias	CA	34	46	46	29	17
Felony	CF	16	51	51	13	38
Misdemeanor	CM	14	67	67	29	38
Family Abuse - Prot Order	FP	5	12	12	8	4
Motion - Prot Order	MP	2	2	2	2	-
Show Cause	SC	20	50	50	22	28
Civil Support	VS	28	47	47	24	23
Adult Total		119	275	275	127	148
Juvenile						
Abuse or Neglect	AN	4	19	19	3	16
Capias	CA	0	1	1	1	-
Child in Need of Services	CS	1	3	3	0	3
Custody Visitation	CV	46	121	121	55	66
Felony	DF	2	8	8	1	7
Misdemeanor	DM	14	54	54	22	32
Foster Care Review	FC	1	1	1	1	-
Initial Foster Care	IF	1	1	1	1	-
Motion - Prot Order	MP	2	2	2	0	2
Petition	PT	2	2	2	0	2
Show Cause	SC	3	17	17	8	9
Status	ST	4	14	14	5	9
Traffic	T	5	10	11	8	3
Truancy	TR	3	5	5	2	3
Juvenile Total		88	258	259	107	152
Shenandoah Totals		207	533	534	234	300


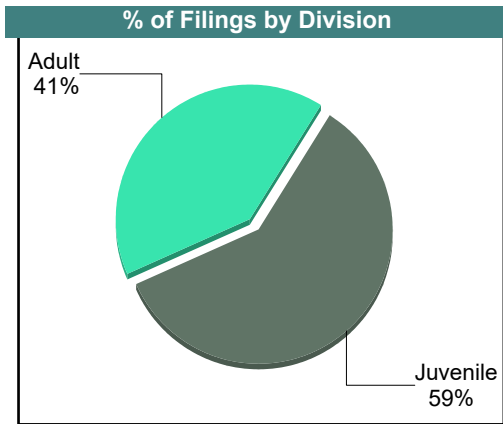
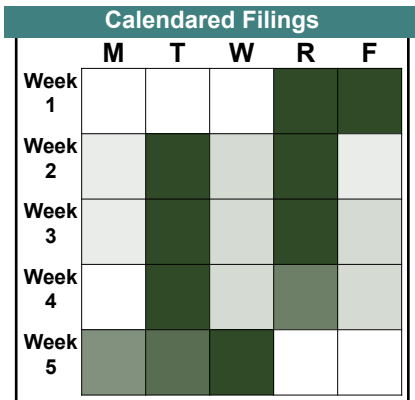


March 2018

		Filings	Hearings	Transactions	Concluded	Cont
Adult						
Non-Family Abuse Prot Order	AP	0	1	1	1	-
Capias	CA	9	26	26	14	12
Felony	CF	7	37	37	8	29
Misdemeanor	CM	22	75	75	25	50
Family Abuse - Prot Order	FP	9	18	18	9	9
Motion - Prot Order	MP	2	2	2	2	-
Other	OT	4	4	4	4	-
Show Cause	SC	20	49	49	32	17
Civil Support	VS	27	42	42	18	24
Adult Total		100	254	254	113	141
Juvenile						
Abuse or Neglect	AN	4	12	12	3	9
Non-Family Abuse Prot Order	AP	0	1	1	1	-
Capias	CA	0	1	1	0	1
Child in Need of Services	CS	3	6	6	2	4
Custody Visitation	CV	63	153	153	64	89
Felony	DF	2	9	9	4	5
Misdemeanor	DM	20	53	53	23	30
Initial Foster Care	IF	1	1	1	1	-
Motion - Prot Order	MP	0	2	2	2	-
Petition	PT	0	4	4	3	1
Show Cause	SC	5	14	14	5	9
Status	ST	7	18	18	9	9
Traffic	T	17	22	23	16	7
Truancy	TR	2	3	3	3	-
Juvenile Total		124	299	300	136	164
Shenandoah Totals		224	553	554	249	305



		<u>Filings</u>	<u>Hearings</u>	<u>Transactions</u>	<u>Concluded</u>	<u>Cont</u>
Adult						
Non-Family Abuse Prot Order	AP	1	1	1	0	1
Capias	CA	10	26	26	12	14
Felony	CF	20	43	51	14	37
Misdemeanor	CM	27	72	72	28	44
Family Abuse - Prot Order	FP	5	12	12	7	5
Motion - Prot Order	MP	1	1	1	1	-
Show Cause	SC	27	64	64	36	28
Civil Support	VS	21	48	48	31	17
Adult Total		112	267	275	129	146
Juvenile						
Abuse or Neglect	AN	5	12	12	3	9
Non-Family Abuse Prot Order	AP	1	1	1	0	1
Capias	CA	0	1	1	1	-
Child in Need of Services	CS	3	4	4	2	2
Custody Visitation	CV	96	211	211	97	114
Felony	DF	3	16	16	4	12
Misdemeanor	DM	25	63	64	19	45
Motion - Prot Order	MP	4	4	4	2	2
Petition	PT	1	2	2	1	1
Show Cause	SC	11	17	17	7	10
Status	ST	9	10	10	1	9
Traffic	T	5	10	10	3	7
Truancy	TR	1	3	3	1	2
Juvenile Total		164	354	355	141	214
Shenandoah Totals		276	621	630	270	360



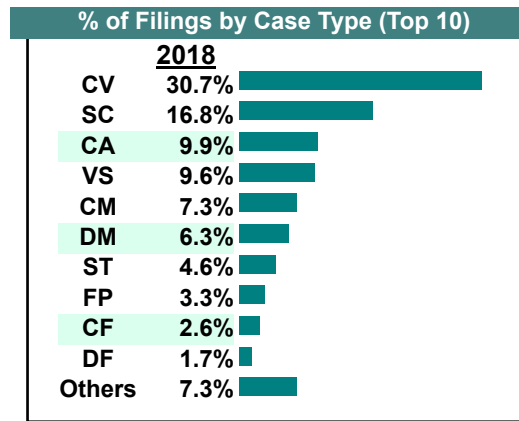
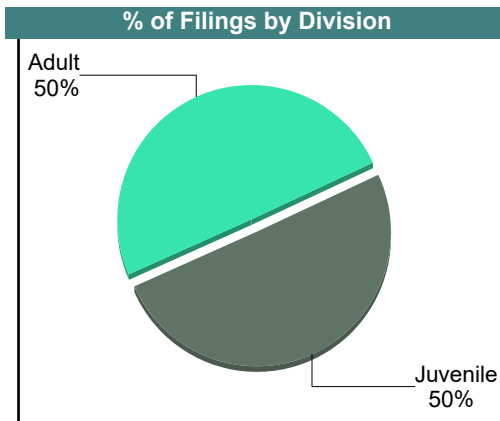

CASELOAD STATISTICS OF THE JUVENILE & DOMESTIC RELATIONS COURTS

Shenandoah

District: 26

January 2018

		<u>Filings</u>	<u>Hearings</u>	<u>Transactions</u>	<u>Concluded</u>	<u>Cont</u>
Adult						
Non-Family Abuse Prot Order	AP	2	2	2	2	-
Capias	CA	30	45	45	26	19
Felony	CF	8	15	15	2	13
Misdemeanor	CM	22	65	65	29	36
Family Abuse - Prot Order	FP	10	15	15	9	6
Motion - Prot Order	MP	5	5	5	5	-
Show Cause	SC	45	72	72	37	35
Civil Support	VS	29	43	43	27	16
Adult Total		151	262	262	137	125
Juvenile						
Abuse or Neglect	AN	2	8	8	2	6
Capias	CA	0	1	1	0	1
Child in Need of Services	CS	2	4	4	2	2
Custody Visitation	CV	93	184	184	101	83
Felony	DF	5	9	9	4	5
Misdemeanor	DM	19	88	88	49	39
Foster Care Review	FC	2	2	2	2	-
Petition	PT	2	7	7	4	3
Show Cause	SC	6	17	17	10	7
Status	ST	14	24	24	9	15
Traffic	T	5	6	6	3	3
Truancy	TR	2	3	3	3	-
Juvenile Total		152	353	353	189	164
Shenandoah Totals		303	615	615	326	289

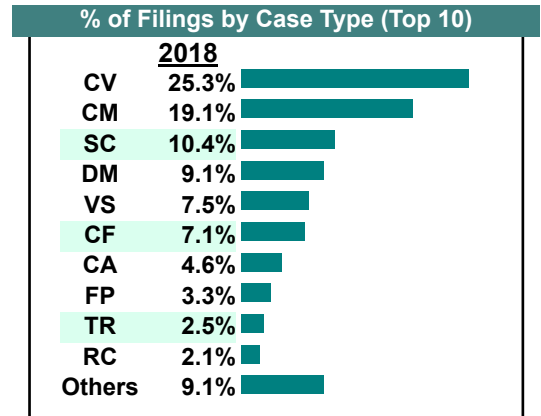
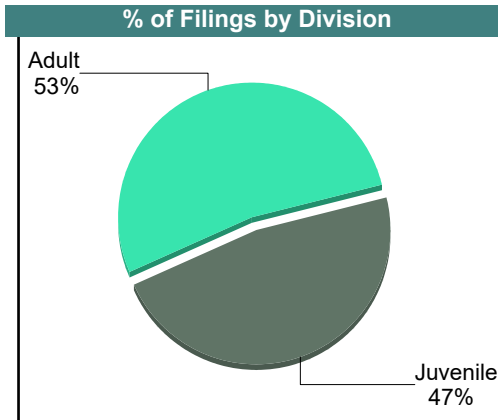
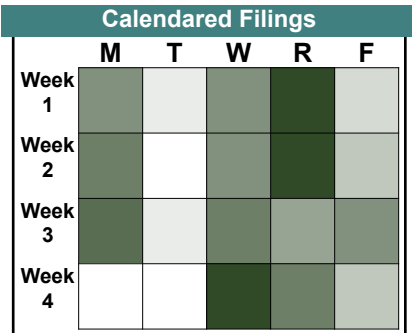


CASELOAD STATISTICS OF THE JUVENILE & DOMESTIC RELATIONS COURTS

December 2018

Warren
District: 26

		<u>Filings</u>	<u>Hearings</u>	<u>Transactions</u>	<u>Concluded</u>	<u>Cont</u>
<u>Adult</u>						
Capias	CA	10	15	15	10	5
Felony	CF	17	46	46	30	16
Misdemeanor	CM	46	105	105	46	59
Family Abuse - Prot Order	FP	8	19	19	7	12
Motion - Prot Order	MP	0	1	1	1	-
Remand Support	RS	3	3	3	3	-
Show Cause	SC	25	48	48	31	17
Civil Support	VS	18	32	32	15	17
Adult Total		127	269	269	143	126
<u>Juvenile</u>						
Abuse or Neglect	AN	2	5	5	1	4
Non-Family Abuse Prot Order	AP	1	2	2	1	1
Capias	CA	1	1	1	0	1
Custody Visitation	CV	61	145	145	77	68
Felony	DF	0	13	13	3	10
Misdemeanor	DM	22	37	37	9	28
Permanency	PH	1	1	1	1	-
Petition	PT	2	4	4	1	3
Remand Custody	RC	5	5	5	5	-
Child at Risk	RI	2	4	4	0	4
Remand Visitation	RV	5	5	5	5	-
Show Cause	SC	0	3	3	0	3
Status	ST	2	5	5	3	2
Traffic	T	4	2	4	4	-
Truancy	TR	6	10	10	2	8
Juvenile Total		114	242	244	112	132
Warren Totals		241	511	513	255	258

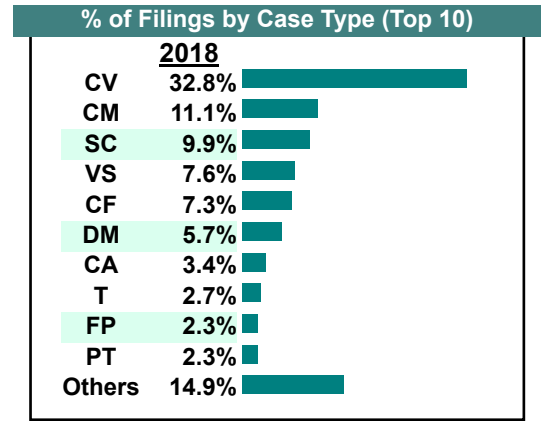
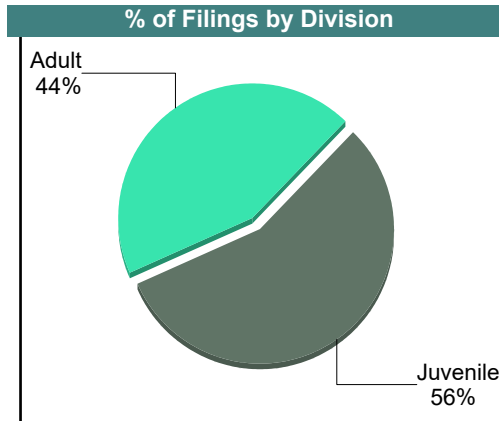



CASELOAD STATISTICS OF THE JUVENILE & DOMESTIC RELATIONS COURTS

November 2018

Warren
District: 26

		<u>Filings</u>	<u>Hearings</u>	<u>Transactions</u>	<u>Concluded</u>	<u>Cont</u>
<u>Adult</u>						
Bond Forfeiture	BF	1	1	1	1	-
Capias	CA	9	15	15	10	5
Felony	CF	19	47	47	14	33
Misdemeanor	CM	29	104	104	29	75
Family Abuse - Prot Order	FP	6	22	22	8	14
Motion - Prot Order	MP	2	3	3	2	1
Remand Support	RS	4	4	4	4	-
Show Cause	SC	25	37	37	15	22
Civil Support	VS	20	44	44	22	22
Adult Total		115	277	277	105	172
<u>Juvenile</u>						
Abuse or Neglect	AN	2	4	4	0	4
Non-Family Abuse Prot Order	AP	1	2	2	0	2
Custody Relief	CR	1	1	1	0	1
Child in Need of Services	CS	1	5	5	3	2
Custody Visitation	CV	86	177	177	83	94
Felony	DF	5	9	9	0	9
Misdemeanor	DM	15	42	42	10	32
Foster Care Review	FC	1	1	1	1	-
Motion - Prot Order	MP	2	2	2	2	-
Permanency	PH	1	1	1	1	-
Petition	PT	6	12	12	5	7
Remand Custody	RC	5	5	5	5	-
Remand Visitation	RV	5	5	5	5	-
Show Cause	SC	1	2	2	1	1
Status	ST	4	5	5	2	3
Traffic	T	7	8	8	7	1
Truancy	TR	4	12	12	0	12
Juvenile Total		147	293	293	125	168
Warren Totals		262	570	570	230	340

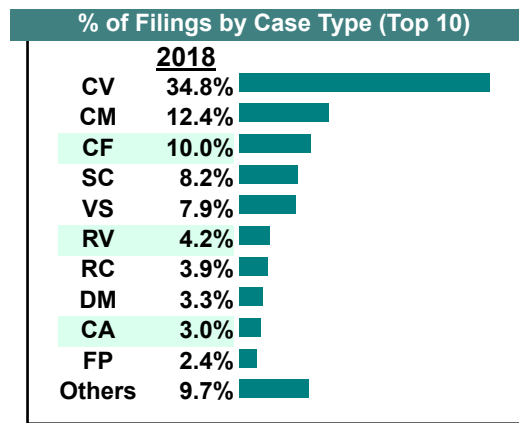
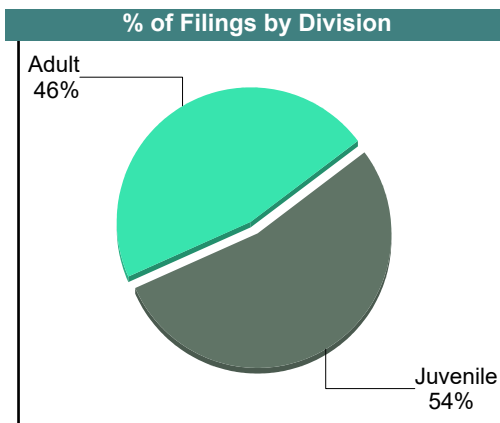



CASELOAD STATISTICS OF THE JUVENILE & DOMESTIC RELATIONS COURTS

October 2018

Warren
District: 26

		<u>Filings</u>	<u>Hearings</u>	<u>Transactions</u>	<u>Concluded</u>	<u>Cont</u>
<u>Adult</u>						
Non-Family Abuse Prot Order	AP	1	4	4	3	1
Capias	CA	9	16	16	7	9
Felony	CF	33	51	51	27	24
Misdemeanor	CM	41	104	104	35	69
Family Abuse - Prot Order	FP	8	18	18	9	9
Motion - Prot Order	MP	2	5	5	4	1
Other	OT	1	1	1	1	-
Violation of PO	PV	2	2	2	2	-
Remand Support	RS	3	3	3	3	-
Show Cause	SC	27	50	50	27	23
Civil Support	VS	26	50	50	23	27
Adult Total		153	304	304	141	163
<u>Juvenile</u>						
Non-Family Abuse Prot Order	AP	0	2	2	0	2
Capias	CA	1	3	3	2	1
Custody Visitation	CV	115	217	217	93	124
Felony	DF	5	15	15	9	6
Misdemeanor	DM	11	47	47	16	31
Foster Care Review	FC	1	1	1	1	-
Family Abuse - Prot Order	FP	0	1	1	1	-
Permanency	PH	2	2	2	2	-
Petition	PT	1	3	3	1	2
Remand Custody	RC	13	13	13	13	-
Remand Visitation	RV	14	14	14	14	-
Show Cause	SC	0	6	6	3	3
Status	ST	4	7	7	6	1
Traffic	T	7	10	11	11	-
Truancy	TR	3	7	7	2	5
Juvenile Total		177	348	349	174	175
Warren Totals		330	652	653	315	338

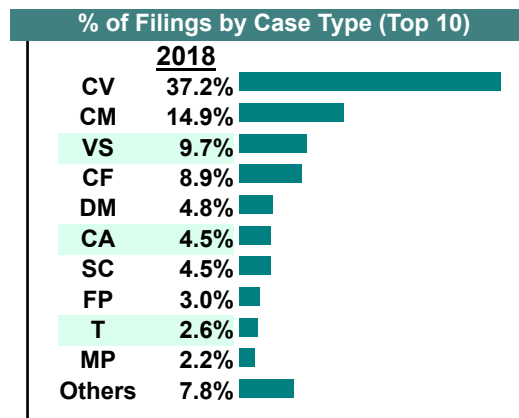
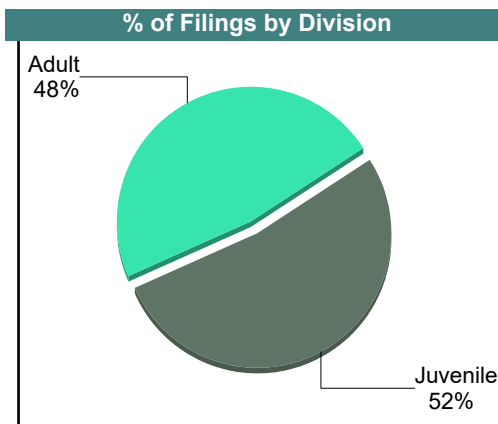
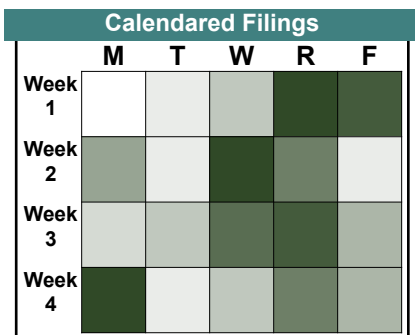


CASELOAD STATISTICS OF THE JUVENILE & DOMESTIC RELATIONS COURTS

September 2018

Warren
District: 26

		<u>Filings</u>	<u>Hearings</u>	<u>Transactions</u>	<u>Concluded</u>	<u>Cont</u>
<u>Adult</u>						
Capias	CA	12	17	17	13	4
Felony	CF	24	74	74	41	33
Misdemeanor	CM	40	103	103	31	72
Family Abuse - Prot Order	FP	8	21	21	7	14
Motion - Prot Order	MP	4	4	4	4	-
Other	OT	1	1	1	1	-
Violation of PO	PV	1	1	1	1	-
Remand Support	RS	1	1	1	1	-
Show Cause	SC	11	35	35	12	23
Civil Support	VS	26	42	42	25	17
Adult Total		128	299	299	136	163
<u>Juvenile</u>						
Abuse or Neglect	AN	0	1	1	1	-
Non-Family Abuse Prot Order	AP	1	2	2	1	1
Capias	CA	0	1	1	0	1
Custody Visitation	CV	100	173	173	102	71
Felony	DF	0	6	6	3	3
Misdemeanor	DM	13	34	34	13	21
Entrustment	ET	2	2	2	2	-
Initial Foster Care	IF	2	2	2	2	-
Motion - Prot Order	MP	2	2	2	2	-
Permanency	PH	2	2	2	2	-
Petition	PT	4	7	7	3	4
Remand Custody	RC	2	2	2	2	-
Remand Visitation	RV	3	3	3	3	-
Show Cause	SC	1	6	6	0	6
Status	ST	2	3	3	3	-
Traffic	T	7	10	11	6	5
Truancy	TR	0	11	11	10	1
Juvenile Total		141	267	268	155	113
Warren Totals		269	566	567	291	276

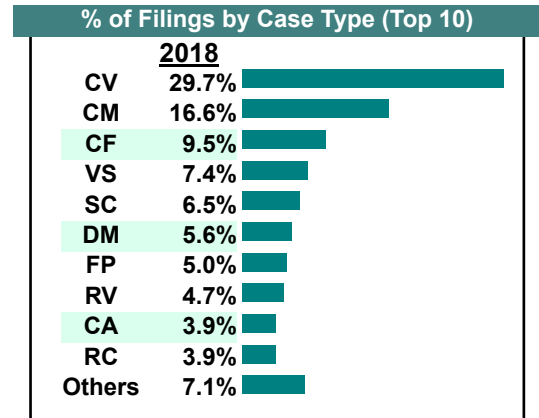
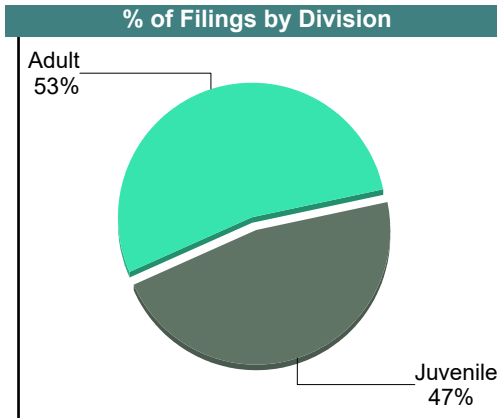
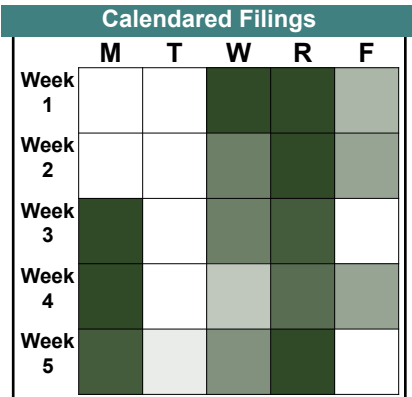


CASELOAD STATISTICS OF THE JUVENILE & DOMESTIC RELATIONS COURTS

August 2018

Warren
District: 26

		<u>Filings</u>	<u>Hearings</u>	<u>Transactions</u>	<u>Concluded</u>	<u>Cont</u>
<u>Adult</u>						
Non-Family Abuse Prot Order	AP	1	2	2	1	1
Capias	CA	13	21	21	14	7
Felony	CF	32	66	66	25	41
Misdemeanor	CM	56	129	129	47	82
Family Abuse - Prot Order	FP	17	38	38	18	20
Motion - Prot Order	MP	9	13	13	7	6
Remand Support	RS	5	5	5	5	-
Show Cause	SC	22	37	37	20	17
Civil Support	VS	25	47	47	30	17
Adult Total		180	358	358	167	191
<u>Juvenile</u>						
Capias	CA	0	1	1	0	1
Custody Visitation	CV	100	180	180	100	80
Felony	DF	0	29	29	1	28
Misdemeanor	DM	19	75	75	22	53
Emancipation	EP	1	1	1	1	-
Foster Care Review	FC	1	2	2	2	-
Family Abuse - Prot Order	FP	0	1	1	0	1
Petition	PT	1	5	5	3	2
Remand Custody	RC	13	13	13	13	-
Remand Visitation	RV	16	16	16	16	-
Show Cause	SC	0	5	5	2	3
Status	ST	0	2	2	0	2
Traffic	T	6	9	11	7	4
Truancy	TR	0	7	7	1	6
Juvenile Total		157	346	348	168	180
Warren Totals		337	704	706	335	371

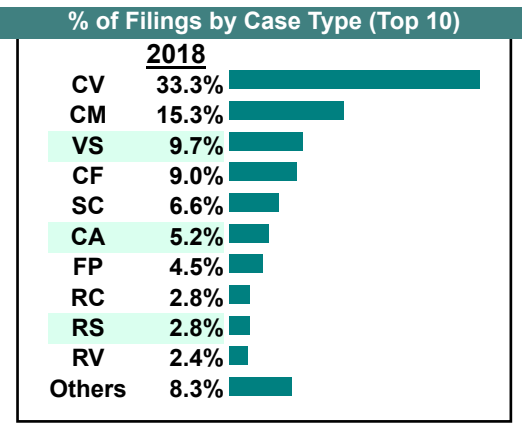
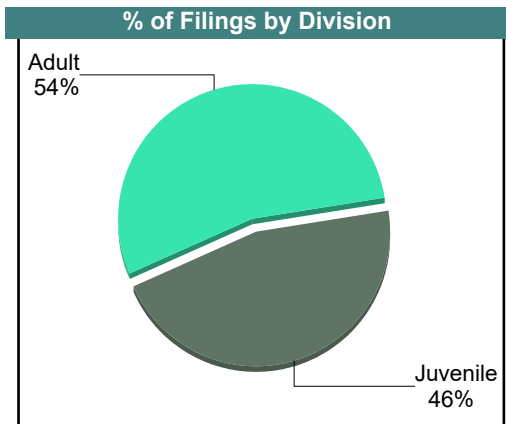
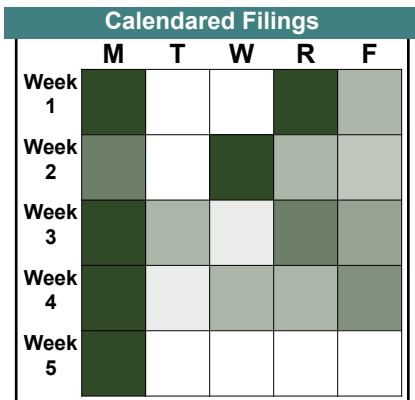


CASELOAD STATISTICS OF THE JUVENILE & DOMESTIC RELATIONS COURTS

July 2018

Warren
District: 26

		<u>Filings</u>	<u>Hearings</u>	<u>Transactions</u>	<u>Concluded</u>	<u>Cont</u>
<u>Adult</u>						
Non-Family Abuse Prot Order	AP	0	1	1	1	-
Capias	CA	15	22	22	14	8
Felony	CF	26	48	48	26	22
Misdemeanor	CM	44	94	94	41	53
Family Abuse - Prot Order	FP	12	26	26	10	16
Motion - Prot Order	MP	3	3	3	2	1
Other	OT	1	1	1	1	-
Remand Support	RS	8	8	8	8	-
Show Cause	SC	19	34	34	13	21
Civil Support	VS	28	46	46	27	19
Adult Total		156	283	283	143	140
<u>Juvenile</u>						
Capias	CA	0	2	2	1	1
Custody Visitation	CV	96	191	191	121	70
Felony	DF	0	18	18	5	13
Misdemeanor	DM	6	35	35	14	21
Entrustment	ET	0	1	1	1	-
Foster Care Review	FC	2	2	2	2	-
Family Abuse - Prot Order	FP	1	1	1	0	1
Initial Foster Care	IF	1	1	1	1	-
Permanency	PH	2	2	2	2	-
Petition	PT	5	12	12	6	6
Remand Custody	RC	8	8	8	8	-
Remand Visitation	RV	7	7	7	7	-
Show Cause	SC	0	7	7	0	7
Status	ST	1	2	2	1	1
Traffic	T	3	6	7	7	-
Term Parental Rights	TP	0	1	1	1	-
Truancy	TR	0	5	5	0	5
Juvenile Total		132	301	302	177	125
Warren Totals		288	584	585	320	265



CASELOAD STATISTICS OF THE JUVENILE & DOMESTIC RELATIONS COURTS

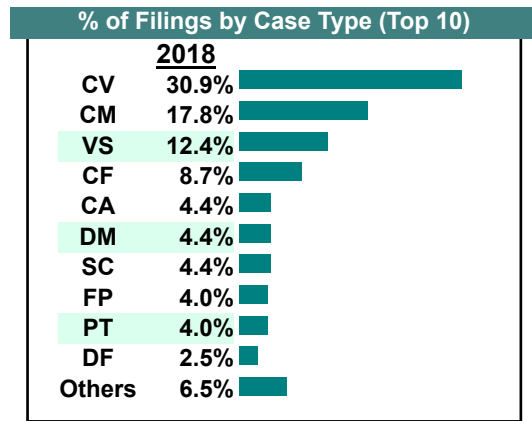
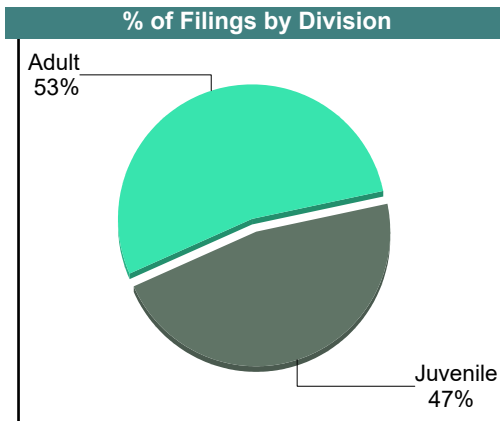

June 2018

Warren
District: 26

		<u>Filings</u>	<u>Hearings</u>	<u>Transactions</u>	<u>Concluded</u>	<u>Cont</u>
<u>Adult</u>						
Non-Family Abuse Prot Order	AP	1	2	2	0	2
Capias	CA	10	17	17	12	5
Felony	CF	24	49	49	21	28
Misdemeanor	CM	49	89	89	38	51
Family Abuse - Prot Order	FP	11	28	28	12	16
Motion - Prot Order	MP	3	3	3	3	-
Violation of PO	PV	1	1	1	1	-
Remand Support	RS	4	4	4	4	-
Show Cause	SC	10	27	27	14	13
Civil Support	VS	34	50	50	27	23
Adult Total		147	270	270	132	138

<u>Juvenile</u>						
Abuse or Neglect	AN	0	2	2	1	1
Non-Family Abuse Prot Order	AP	0	2	2	0	2
Capias	CA	2	3	3	1	2
Child in Need of Services	CS	0	1	1	1	-
Custody Visitation	CV	85	168	168	79	89
Felony	DF	7	11	11	3	8
Misdemeanor	DM	12	40	40	19	21
Foster Care Review	FC	1	1	1	0	1
Petition	PT	11	13	13	7	6
Remand Visitation	RV	2	2	2	2	-
Show Cause	SC	2	6	6	2	4
Status	ST	1	2	2	1	1
Traffic	T	3	4	7	3	4
Truancy	TR	2	22	22	7	15
Juvenile Total		128	277	280	126	154

Warren Totals		275	547	550	258	292
----------------------	--	------------	------------	------------	------------	------------



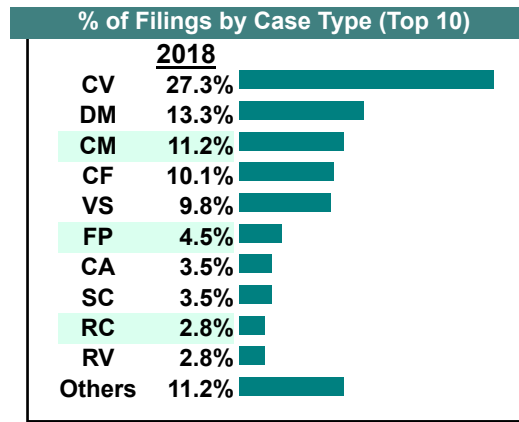
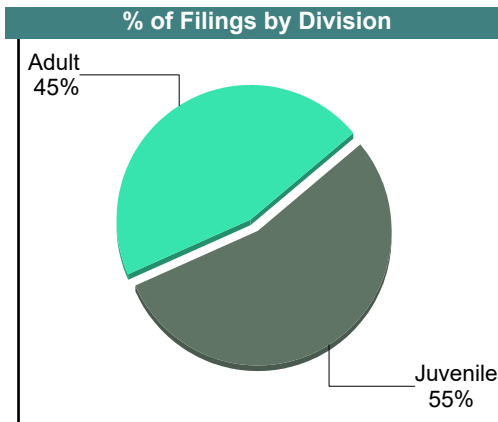

CASELOAD STATISTICS OF THE JUVENILE & DOMESTIC RELATIONS COURTS

May 2018

Warren

District: 26

		<u>Filings</u>	<u>Hearings</u>	<u>Transactions</u>	<u>Concluded</u>	<u>Cont</u>
Adult						
Non-Family Abuse Prot Order	AP	1	3	3	2	1
Capias	CA	9	24	24	14	10
Felony	CF	29	60	60	35	25
Misdemeanor	CM	32	84	84	28	56
Family Abuse - Prot Order	FP	13	23	23	8	15
Motion - Prot Order	MP	2	2	2	2	-
Remand Support	RS	4	4	4	4	-
Show Cause	SC	10	45	45	21	24
SL/Other	SL	2	2	2	2	-
Civil Support	VS	28	45	45	27	18
Adult Total		130	292	292	143	149
Juvenile						
Abuse or Neglect	AN	0	3	3	2	1
Non-Family Abuse Prot Order	AP	0	3	3	2	1
Capias	CA	1	1	1	0	1
Child in Need of Services	CS	0	2	2	0	2
Custody Visitation	CV	78	173	173	88	85
Felony	DF	6	28	28	3	25
Misdemeanor	DM	38	113	113	24	89
Foster Care Review	FC	5	5	5	5	-
Initial Foster Care	IF	1	1	1	1	-
Permanency	PH	2	2	2	2	-
Petition	PT	2	6	6	2	4
Remand Custody	RC	8	8	8	8	-
Remand Visitation	RV	8	8	8	8	-
Show Cause	SC	0	7	7	0	7
Status	ST	1	2	2	1	1
Traffic	T	6	4	6	4	2
Truancy	TR	0	11	11	2	9
Juvenile Total		156	377	379	152	227
Warren Totals		286	669	671	295	376

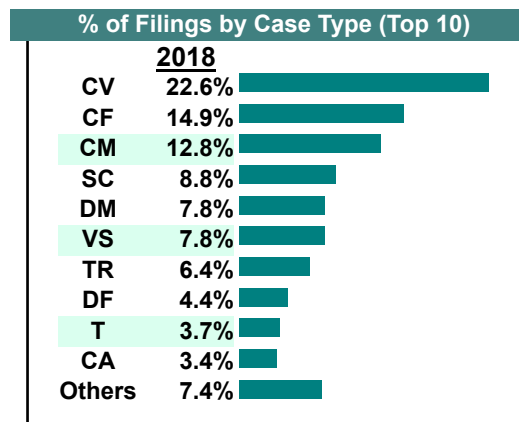
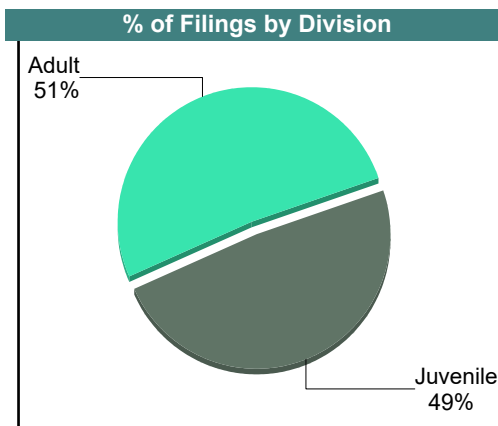
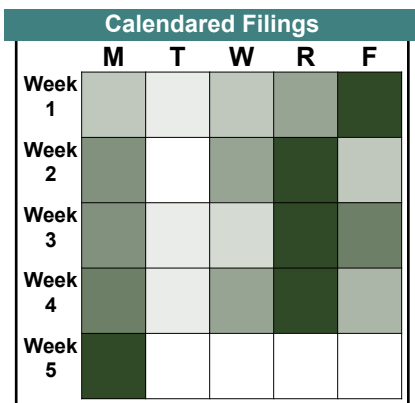


CASELOAD STATISTICS OF THE JUVENILE & DOMESTIC RELATIONS COURTS

April 2018

Warren
District: 26

		Filings	Hearings	Transactions	Concluded	Cont
Adult						
Non-Family Abuse Prot Order	AP	1	3	3	0	3
Capias	CA	10	19	19	7	12
Felony	CF	44	88	88	48	40
Misdemeanor	CM	38	88	88	30	58
Family Abuse - Prot Order	FP	9	19	19	9	10
Violation of PO	PV	1	1	1	1	-
Show Cause	SC	24	51	51	28	23
SL/Other	SL	2	2	2	2	-
Civil Support	VS	23	44	44	33	11
Adult Total		152	315	315	158	157
Juvenile						
Abuse or Neglect	AN	2	4	4	0	4
Non-Family Abuse Prot Order	AP	2	5	5	0	5
Custody Visitation	CV	67	138	138	69	69
Felony	DF	13	32	32	4	28
Misdemeanor	DM	23	49	49	12	37
Entrustment	ET	1	1	1	0	1
Foster Care Review	FC	1	1	1	1	-
Permanency	PH	1	1	1	1	-
Show Cause	SC	2	4	4	1	3
Status	ST	1	2	2	0	2
Traffic	T	11	13	13	7	6
Term Parental Rights	TP	1	1	1	0	1
Truancy	TR	19	37	37	4	33
Juvenile Total		144	288	288	99	189
Warren Totals		296	603	603	257	346

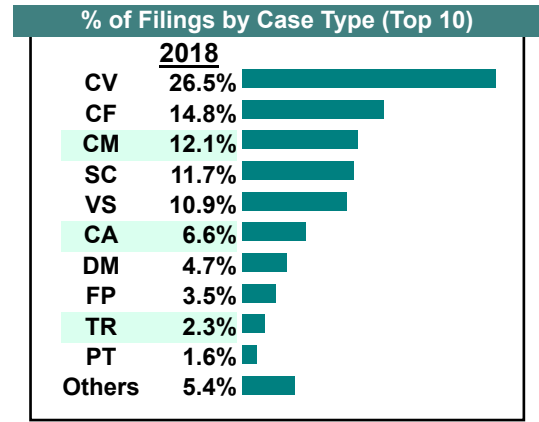
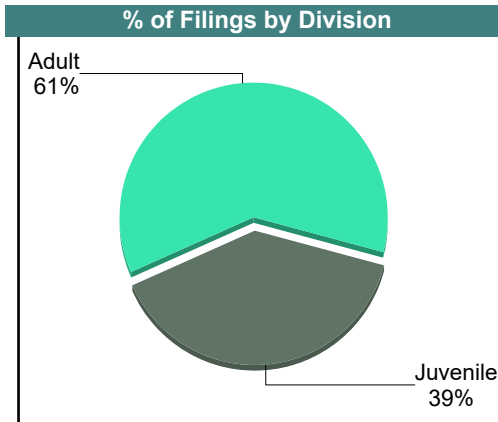



CASELOAD STATISTICS OF THE JUVENILE & DOMESTIC RELATIONS COURTS

March 2018

Warren
District: 26

		Filings	Hearings	Transactions	Concluded	Cont
Adult						
Non-Family Abuse Prot Order	AP	1	1	1	0	1
Capias	CA	17	27	27	18	9
Felony	CF	38	76	76	49	27
Misdemeanor	CM	31	84	84	41	43
Family Abuse - Prot Order	FP	9	25	25	16	9
Motion - Prot Order	MP	1	2	2	2	-
Violation of PO	PV	1	1	1	1	-
Show Cause	SC	29	53	53	19	34
SL/Other	SL	1	1	1	1	-
Civil Support	VS	28	56	56	31	25
Adult Total		156	326	326	178	148
Juvenile						
Abuse or Neglect	AN	1	5	5	3	2
Non-Family Abuse Prot Order	AP	2	2	2	0	2
Custody Visitation	CV	68	219	219	99	120
Felony	DF	0	7	7	1	6
Misdemeanor	DM	12	52	52	8	44
Foster Care Review	FC	1	1	1	1	-
Initial Foster Care	IF	1	1	1	1	-
Petition	PT	4	7	7	3	4
Show Cause	SC	1	11	11	3	8
Status	ST	2	4	4	2	2
Traffic	T	3	4	4	3	1
Truancy	TR	6	15	15	4	11
Juvenile Total		101	328	328	128	200
Warren Totals		257	654	654	306	348

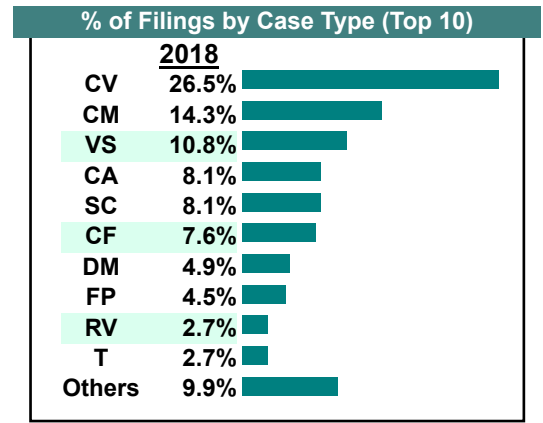
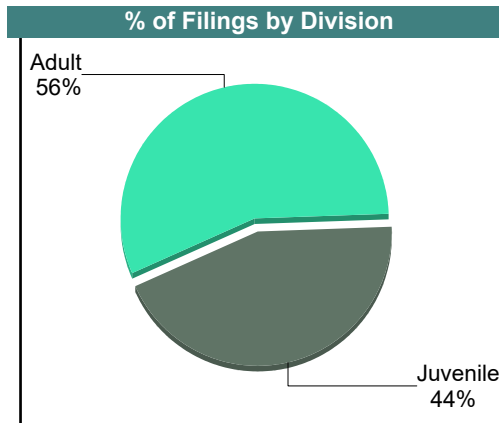
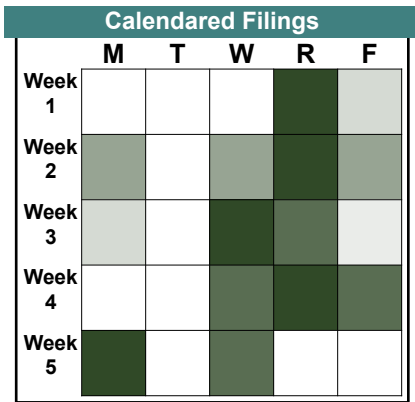


CASELOAD STATISTICS OF THE JUVENILE & DOMESTIC RELATIONS COURTS

February 2018

Warren
District: 26

		<u>Filings</u>	<u>Hearings</u>	<u>Transactions</u>	<u>Concluded</u>	<u>Cont</u>
<u>Adult</u>						
Non-Family Abuse Prot Order	AP	0	1	1	1	-
Capias	CA	18	25	25	14	11
Felony	CF	17	44	44	16	28
Misdemeanor	CM	32	70	70	33	37
Family Abuse - Prot Order	FP	10	18	18	7	11
Motion - Prot Order	MP	3	3	3	3	-
Remand Support	RS	4	4	4	4	-
Show Cause	SC	16	33	33	16	17
SL/Other	SL	1	1	1	1	-
Civil Support	VS	24	45	45	28	17
Adult Total		125	244	244	123	121
<u>Juvenile</u>						
Abuse or Neglect	AN	0	3	3	2	1
Non-Family Abuse Prot Order	AP	1	2	2	1	1
Child in Need of Services	CS	1	7	7	0	7
Custody Visitation	CV	59	147	147	70	77
Felony	DF	1	18	18	3	15
Misdemeanor	DM	11	52	52	13	39
Foster Care Review	FC	3	3	3	3	-
Initial Foster Care	IF	1	1	1	1	-
Petition	PT	1	2	2	1	1
Remand Custody	RC	5	5	5	5	-
Remand Visitation	RV	6	6	6	6	-
Show Cause	SC	2	10	10	0	10
Traffic	T	6	7	10	8	2
Term Parental Rights	TP	0	2	2	2	-
Truancy	TR	1	5	5	1	4
Juvenile Total		98	270	273	116	157
Warren Totals		223	514	517	239	278



CASELOAD STATISTICS OF THE JUVENILE & DOMESTIC RELATIONS COURTS

January 2018

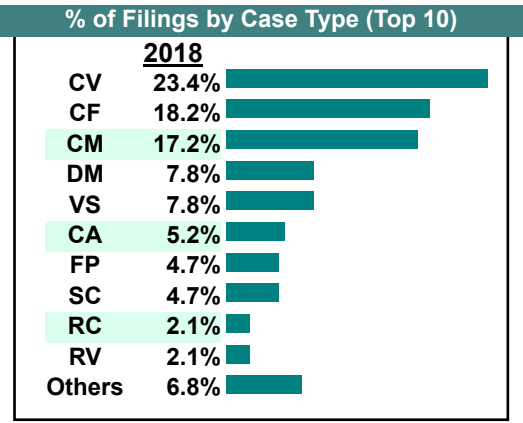
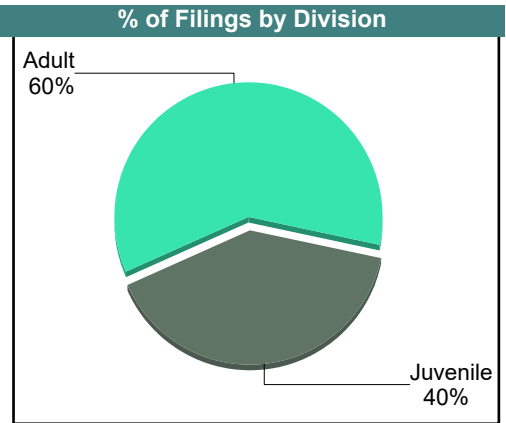

Warren

District: 26

		<u>Filings</u>	<u>Hearings</u>	<u>Transactions</u>	<u>Concluded</u>	<u>Cont</u>
Adult						
Non-Family Abuse Prot Order	AP	1	1	1	0	1
Capias	CA	10	15	15	10	5
Felony	CF	35	66	66	34	32
Misdemeanor	CM	33	78	78	23	55
Family Abuse - Prot Order	FP	9	18	18	4	14
Motion - Prot Order	MP	1	1	1	1	-
Remand Support	RS	2	2	2	2	-
Show Cause	SC	9	32	32	17	15
Civil Support	VS	15	47	47	27	20
Adult Total		115	260	260	118	142

Juvenile						
Abuse or Neglect	AN	1	8	8	2	6
Custody Visitation	CV	45	117	117	49	68
Felony	DF	0	17	17	7	10
Misdemeanor	DM	15	48	48	20	28
Entrustment	ET	1	1	1	1	-
Initial Foster Care	IF	1	1	1	1	-
Permanency	PH	0	1	1	1	-
Petition	PT	3	4	4	1	3
Remand Custody	RC	4	4	4	4	-
Remand Visitation	RV	4	4	4	4	-
Show Cause	SC	0	2	2	0	2
Traffic	T	3	6	6	5	1
Term Parental Rights	TP	0	1	1	1	-
Truancy	TR	0	10	10	3	7
Juvenile Total		77	224	224	99	125

Warren Totals		192	484	484	217	267
----------------------	--	------------	------------	------------	------------	------------



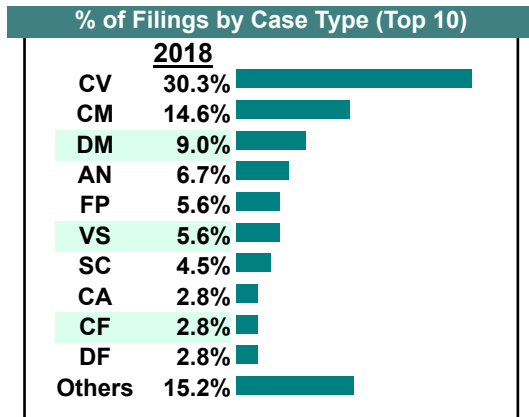
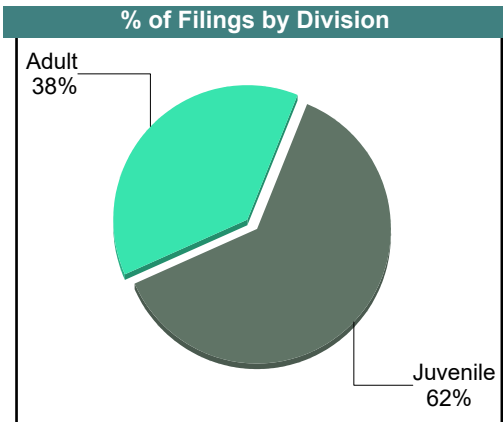
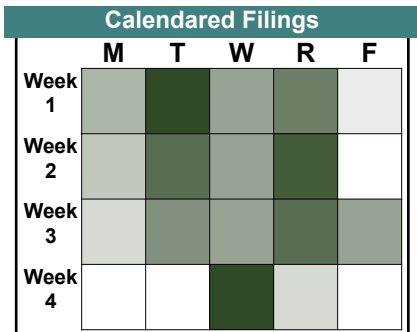
CASELOAD STATISTICS OF THE JUVENILE & DOMESTIC RELATIONS COURTS

December 2018

Winchester

District: 26

		<u>Filings</u>	<u>Hearings</u>	<u>Transactions</u>	<u>Concluded</u>	<u>Cont</u>
<u>Adult</u>						
Capias	CA	5	16	16	6	10
Felony	CF	5	11	14	5	9
Misdemeanor	CM	26	51	51	19	32
Family Abuse - Prot Order	FP	10	17	17	7	10
Protective Order	PC	3	3	3	3	-
Show Cause	SC	8	31	31	12	19
Civil Support	VS	10	28	28	13	15
Adult Total		67	157	160	65	95
<u>Juvenile</u>						
Abuse or Neglect	AN	12	26	26	6	20
Capias	CA	0	1	1	0	1
Child in Need of Services	CS	1	2	2	1	1
Custody Visitation	CV	54	141	141	53	88
Felony	DF	5	11	11	6	5
Misdemeanor	DM	16	38	38	10	28
Foster Care Review	FC	1	1	1	1	-
Motion - Prot Order	MP	3	7	7	4	3
Permanency	PH	4	9	9	7	2
Petition	PT	3	9	9	6	3
Child at Risk	RI	2	7	7	5	2
Traffic	T	2	1	2	1	1
Term Parental Rights	TP	4	6	6	4	2
Truancy	TR	4	4	4	3	1
Juvenile Total		111	263	264	107	157
Winchester Totals		178	420	424	172	252



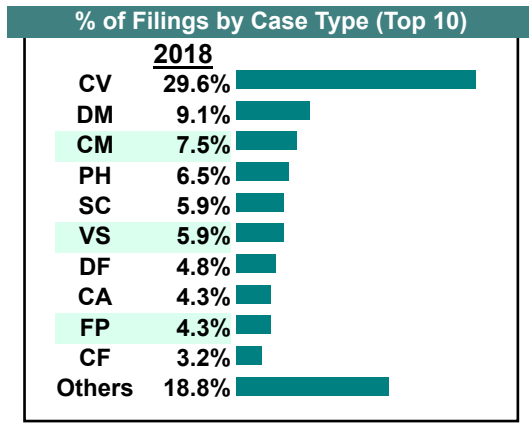
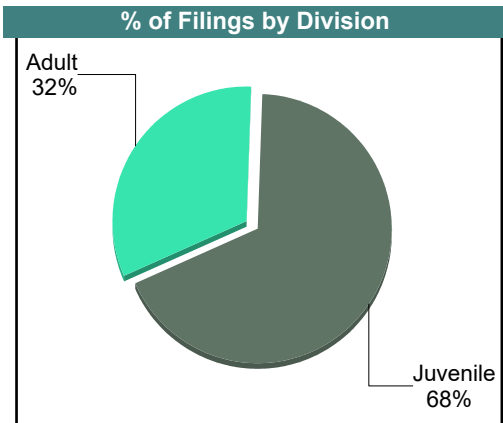

CASELOAD STATISTICS OF THE JUVENILE & DOMESTIC RELATIONS COURTS

November 2018

Winchester

District: 26

		<u>Filings</u>	<u>Hearings</u>	<u>Transactions</u>	<u>Concluded</u>	<u>Cont</u>
Adult						
Non-Family Abuse Prot Order	AP	0	2	2	2	-
Capias	CA	6	18	18	8	10
Felony	CF	6	12	12	3	9
Misdemeanor	CM	14	48	48	22	26
Family Abuse - Prot Order	FP	8	19	19	10	9
Remand Support	RS	4	4	4	4	-
Show Cause	SC	11	31	31	14	16
Civil Support	VS	11	25	25	16	9
Adult Total		60	159	159	79	79
Juvenile						
Abuse or Neglect	AN	5	14	14	2	12
Non-Family Abuse Prot Order	AP	0	1	1	1	-
Capias	CA	2	3	3	1	2
Custody Visitation	CV	55	106	106	41	65
Felony	DF	9	11	11	1	10
Misdemeanor	DM	17	34	34	12	22
Entrustment	ET	2	2	2	2	-
Foster Care Review	FC	3	3	3	3	-
Motion - Prot Order	MP	1	1	1	0	1
Permanency	PH	12	13	13	12	1
Petition	PT	4	6	6	2	4
Remand Custody	RC	4	4	4	4	-
Child at Risk	RI	4	7	7	1	6
Remand Visitation	RV	4	4	4	4	-
Traffic	T	1	1	2	2	-
Term Parental Rights	TP	0	4	4	2	2
Truancy	TR	3	3	3	2	1
Juvenile Total		126	217	218	92	126
Winchester Totals		186	376	377	171	205



CASELOAD STATISTICS OF THE JUVENILE & DOMESTIC RELATIONS COURTS

October 2018

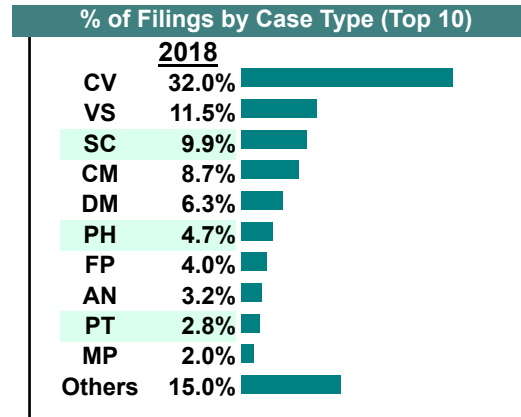
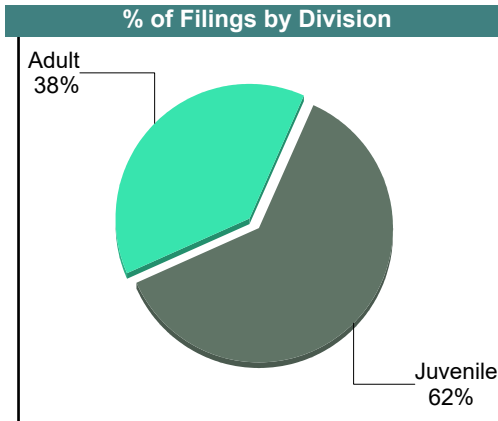
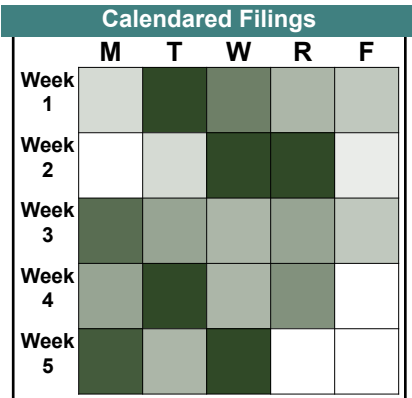
Winchester

District: 26

		<u>Filings</u>	<u>Hearings</u>	<u>Transactions</u>	<u>Concluded</u>	<u>Cont</u>
<u>Adult</u>						
Capias	CA	3	13	13	3	10
Felony	CF	3	16	16	8	8
Misdemeanor	CM	22	62	62	17	45
Family Abuse - Prot Order	FP	10	21	21	10	11
Remand Support	RS	4	4	4	4	-
Show Cause	SC	25	57	57	23	34
SL/Other	SL	1	1	1	1	-
Civil Support	VS	29	50	50	25	25
Adult Total		97	224	224	91	133

<u>Juvenile</u>						
Abuse or Neglect	AN	8	20	20	6	14
Non-Family Abuse Prot Order	AP	3	4	4	2	2
Capias	CA	0	1	1	0	1
Custody Visitation	CV	81	174	174	78	96
Felony	DF	2	8	8	3	5
Misdemeanor	DM	16	61	61	27	34
Foster Care Review	FC	4	4	4	4	-
Motion - Prot Order	MP	5	5	5	5	-
Permanency	PH	12	17	17	9	8
Petition	PT	7	11	11	9	2
Remand Custody	RC	5	5	5	5	-
Child at Risk	RI	2	7	7	0	7
Remand Visitation	RV	5	5	5	5	-
Status	ST	0	2	2	2	-
Traffic	T	4	3	5	5	-
Term Parental Rights	TP	2	6	6	3	3
Juvenile Total		156	333	335	163	172

Winchester Totals		253	557	559	254	305
--------------------------	--	------------	------------	------------	------------	------------




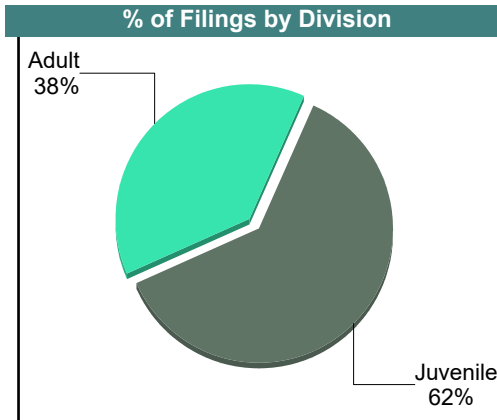
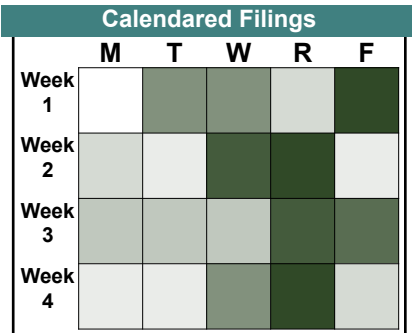
CASELOAD STATISTICS OF THE JUVENILE & DOMESTIC RELATIONS COURTS

September 2018

Winchester

District: 26

		Filings	Hearings	Transactions	Concluded	Cont
Adult						
Non-Family Abuse Prot Order	AP	1	2	2	0	2
Capias	CA	7	18	18	7	11
Felony	CF	4	14	14	8	6
Misdemeanor	CM	20	69	69	27	42
Family Abuse - Prot Order	FP	8	21	21	10	11
Protective Order	PC	1	1	1	1	-
Show Cause	SC	17	34	34	16	18
Civil Support	VS	21	49	49	24	25
Adult Total		79	208	208	93	115
Juvenile						
Abuse or Neglect	AN	5	9	9	4	5
Capias	CA	1	3	3	2	1
Custody Visitation	CV	71	163	163	75	88
Felony	DF	2	9	9	1	8
Misdemeanor	DM	10	63	63	25	38
Foster Care Review	FC	4	4	4	4	-
Initial Foster Care	IF	1	1	1	1	-
Motion - Prot Order	MP	3	3	3	3	-
Permanency	PH	20	20	20	15	4
Petition	PT	4	9	9	6	3
Child at Risk	RI	0	2	2	0	2
Status	ST	3	3	3	2	1
Traffic	T	1	2	2	1	1
Term Parental Rights	TP	2	2	2	0	2
Truancy	TR	0	1	1	1	-
Juvenile Total		127	294	294	140	153
Winchester Totals		206	502	502	233	268



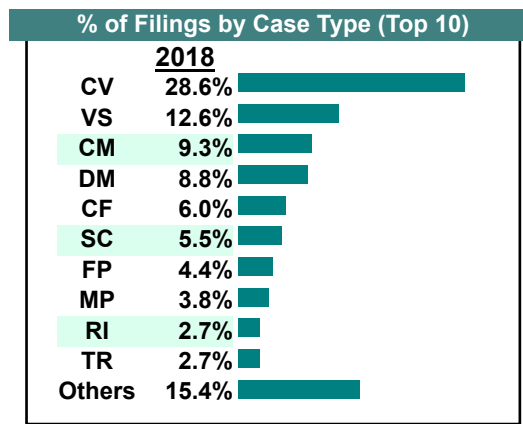
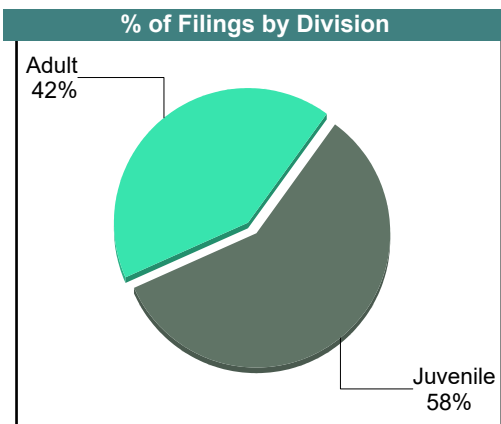

CASELOAD STATISTICS OF THE JUVENILE & DOMESTIC RELATIONS COURTS

Winchester

District: 26

August 2018

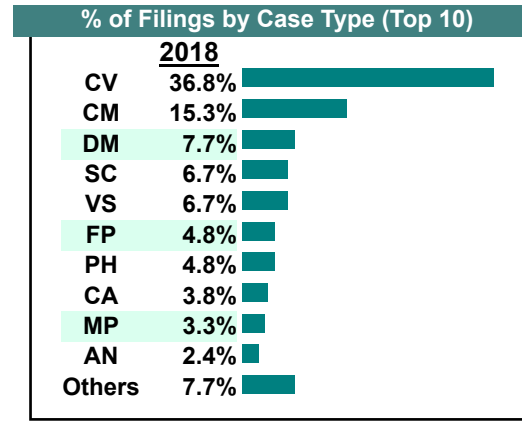
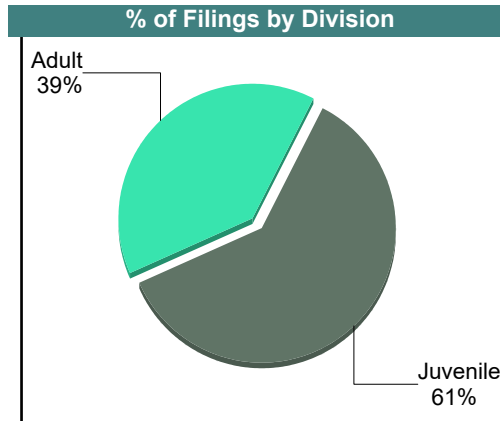
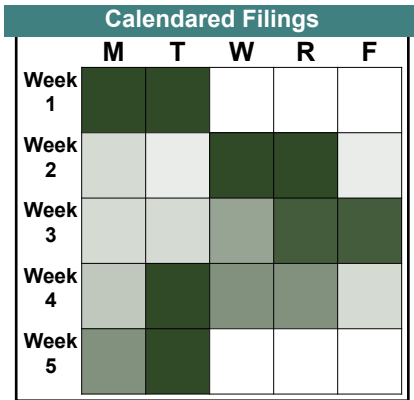
		Filings	Hearings	Transactions	Concluded	Cont
Adult						
Non-Family Abuse Prot Order	AP	1	3	3	1	2
Capias	CA	3	12	12	4	8
Felony	CF	11	20	20	5	15
Misdemeanor	CM	17	63	63	24	39
Family Abuse - Prot Order	FP	7	18	18	10	8
Motion - Prot Order	MP	1	1	1	1	-
Violation of PO	PV	1	1	1	1	-
Remand Support	RS	1	1	1	1	-
Show Cause	SC	10	48	48	19	29
SL/Other	SL	1	1	1	1	-
Civil Support	VS	23	41	41	20	21
Adult Total		76	209	209	87	122
Juvenile						
Abuse or Neglect	AN	3	24	24	16	8
Capias	CA	1	1	1	1	-
Custody Visitation	CV	52	112	112	77	35
Felony	DF	2	16	16	3	13
Misdemeanor	DM	16	49	49	6	43
Foster Care Review	FC	1	1	1	1	-
Family Abuse - Prot Order	FP	1	1	1	1	-
Initial Foster Care	IF	3	3	3	3	-
Motion - Prot Order	MP	6	6	6	6	-
Permanency	PH	2	3	3	3	-
Petition	PT	2	6	6	3	3
Remand Custody	RC	1	1	1	1	-
Child at Risk	RI	5	5	5	0	5
Remand Visitation	RV	1	1	1	1	-
Status	ST	1	1	1	0	1
Traffic	T	4	2	5	5	-
Truancy	TR	5	6	6	5	1
Juvenile Total		106	238	241	132	109
Winchester Totals		182	447	450	219	231



		Filings	Hearings	Transactions	Concluded	Cont
Adult						
Non-Family Abuse Prot Order	AP	0	1	1	1	-
Capias	CA	7	13	13	4	9
Felony	CF	3	8	8	2	6
Misdemeanor	CM	32	84	84	30	54
Family Abuse - Prot Order	FP	10	25	25	7	18
Motion - Prot Order	MP	1	1	1	1	-
Violation of PO	PV	1	1	1	1	-
Show Cause	SC	14	31	31	10	21
Civil Support	VS	14	35	35	19	16
Adult Total		82	199	199	75	124

Juvenile						
Abuse or Neglect	AN	5	14	14	4	10
Non-Family Abuse Prot Order	AP	0	1	1	1	-
Capias	CA	1	2	2	0	2
Custody Visitation	CV	77	133	133	50	83
Felony	DF	2	15	15	4	11
Misdemeanor	DM	16	57	57	12	45
Foster Care Review	FC	1	1	1	1	-
Initial Foster Care	IF	1	1	1	1	-
Motion - Prot Order	MP	6	6	6	6	-
Permanency	PH	10	16	16	12	4
Petition	PT	5	10	10	7	3
Remand Custody	RC	1	1	1	1	-
Remand Visitation	RV	1	1	1	1	-
Traffic	T	1	1	1	0	1
Term Parental Rights	TP	0	4	4	0	4
Juvenile Total		127	263	263	100	163

Winchester Totals		209	462	462	175	287
--------------------------	--	------------	------------	------------	------------	------------



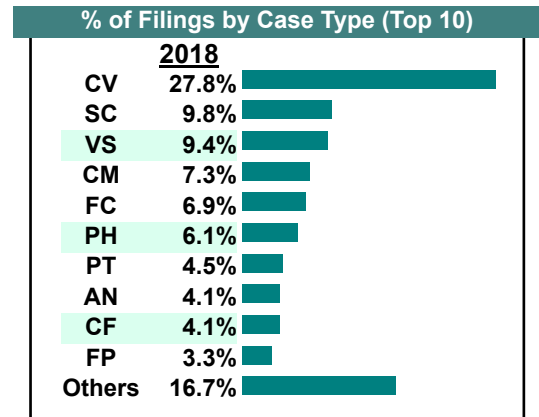
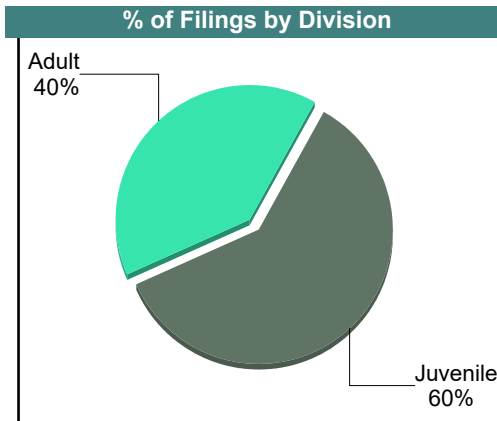

CASELOAD STATISTICS OF THE JUVENILE & DOMESTIC RELATIONS COURTS

June 2018

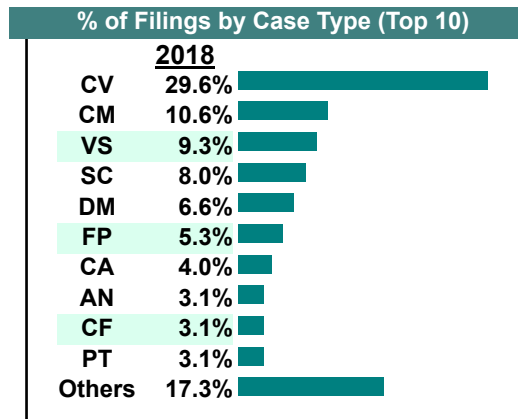
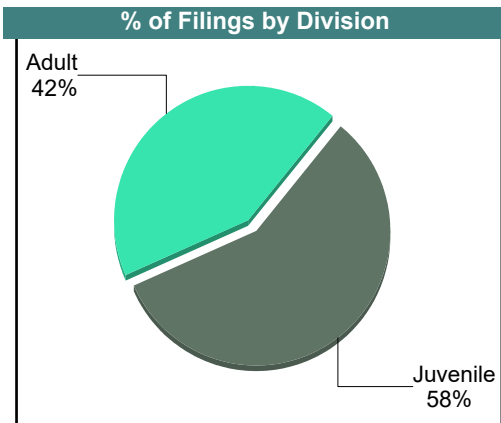

Winchester

District: 26

		<u>Filings</u>	<u>Hearings</u>	<u>Transactions</u>	<u>Concluded</u>	<u>Cont</u>
Adult						
Non-Family Abuse Prot Order	AP	1	1	1	0	1
Capias	CA	5	13	13	8	5
Felony	CF	10	21	21	9	12
Misdemeanor	CM	18	57	57	22	35
Family Abuse - Prot Order	FP	8	19	19	7	12
Motion - Prot Order	MP	1	1	1	1	-
Violation of PO	PV	2	2	2	2	-
Remand Support	RS	4	4	4	4	-
Show Cause	SC	24	49	49	32	17
SL/Other	SL	1	1	1	1	-
Civil Support	VS	23	38	38	19	19
Adult Total		97	206	206	105	101
Juvenile						
Abuse or Neglect	AN	10	33	33	6	27
Non-Family Abuse Prot Order	AP	1	3	3	2	1
Capias	CA	1	2	2	1	1
Custody Visitation	CV	68	135	135	37	98
Felony	DF	2	7	7	0	7
Misdemeanor	DM	3	38	38	14	24
Foster Care Review	FC	17	17	17	17	-
Initial Foster Care	IF	2	2	2	2	-
Motion - Prot Order	MP	4	4	4	4	-
Permanency	PH	15	19	19	17	2
Petition	PT	11	14	14	7	7
Remand Custody	RC	3	3	3	3	-
Child at Risk	RI	0	5	5	5	-
Remand Visitation	RV	2	2	2	2	-
Status	ST	5	8	8	5	3
Traffic	T	0	1	1	1	-
Term Parental Rights	TP	3	3	3	3	-
Truancy	TR	1	1	1	1	-
Juvenile Total		148	297	297	127	170
Winchester Totals		245	503	503	232	271



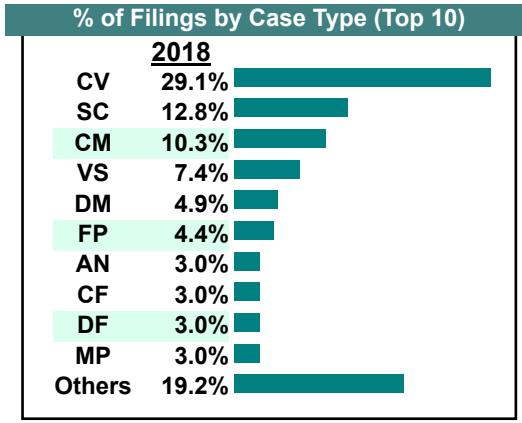
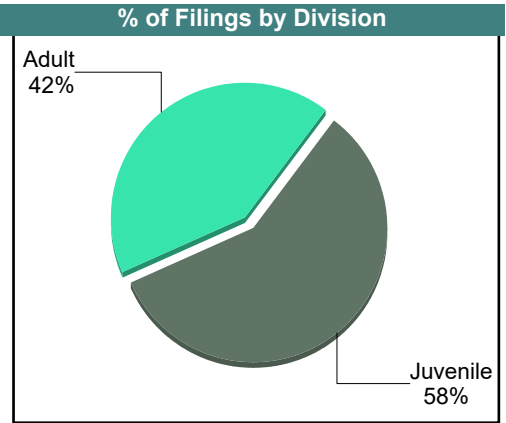
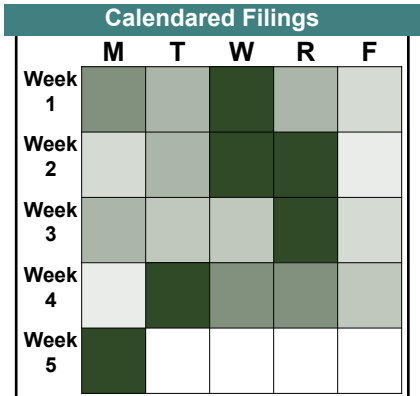
		<u>Filings</u>	<u>Hearings</u>	<u>Transactions</u>	<u>Concluded</u>	<u>Cont</u>
Adult						
Bond Forfeiture	BF	0	2	2	2	-
Capias	CA	9	18	18	6	12
Felony	CF	7	23	23	14	9
Misdemeanor	CM	24	70	71	21	50
Family Abuse - Prot Order	FP	12	22	22	6	16
Motion - Prot Order	MP	1	1	1	1	-
Remand Support	RS	4	4	4	4	-
Show Cause	SC	18	48	48	30	17
SL/Other	SL	0	1	1	1	-
Civil Support	VS	21	41	41	24	17
Adult Total		96	230	231	109	121
Juvenile						
Abuse or Neglect	AN	7	29	29	12	17
Non-Family Abuse Prot Order	AP	2	2	2	0	2
Capias	CA	0	1	1	1	-
Custody Visitation	CV	67	153	153	87	66
Felony	DF	1	17	17	6	11
Misdemeanor	DM	15	56	56	25	31
Foster Care Review	FC	6	6	6	6	-
Initial Foster Care	IF	4	4	4	4	-
Motion - Prot Order	MP	3	3	3	3	-
Permanency	PH	4	4	4	3	1
Petition	PT	7	9	9	6	3
Remand Custody	RC	5	5	5	5	-
Child at Risk	RI	2	2	2	0	2
Remand Visitation	RV	5	5	5	5	-
Traffic	T	1	2	2	1	1
Truancy	TR	1	3	3	3	-
Juvenile Total		130	301	301	167	134
Winchester Totals		226	531	532	276	255



		<u>Filings</u>	<u>Hearings</u>	<u>Transactions</u>	<u>Concluded</u>	<u>Cont</u>
Adult						
Bond Forfeiture	BF	1	2	2	0	2
Capias	CA	2	7	7	0	7
Felony	CF	6	20	21	9	12
Misdemeanor	CM	21	76	76	35	41
Family Abuse - Prot Order	FP	9	23	23	14	9
Motion - Prot Order	MP	2	2	2	2	-
Violation of PO	PV	1	1	1	1	-
Remand Support	RS	1	1	1	1	-
Show Cause	SC	26	64	64	24	40
SL/Other	SL	1	1	1	0	1
Civil Support	VS	15	41	41	17	24
Adult Total		85	238	239	103	136

Juvenile						
Abuse or Neglect	AN	6	28	28	4	24
Capias	CA	0	2	2	1	1
Custody Visitation	CV	59	112	112	59	53
Felony	DF	6	18	18	4	14
Misdemeanor	DM	10	37	37	15	22
Entrustment	ET	0	1	1	1	-
Foster Care Review	FC	2	2	2	2	-
Initial Foster Care	IF	1	1	1	1	-
Motion - Prot Order	MP	4	4	4	4	-
Permanency	PH	6	8	8	4	4
Petition	PT	2	7	7	3	4
Remand Custody	RC	4	4	4	4	-
Child at Risk	RI	0	5	5	2	3
Remand Visitation	RV	4	4	4	4	-
Status	ST	0	1	1	1	-
Traffic	T	6	5	10	8	2
Term Parental Rights	TP	4	4	4	0	4
Truancy	TR	4	4	4	1	3
Juvenile Total		118	247	252	118	134

Winchester Totals		203	485	491	221	270
--------------------------	--	------------	------------	------------	------------	------------



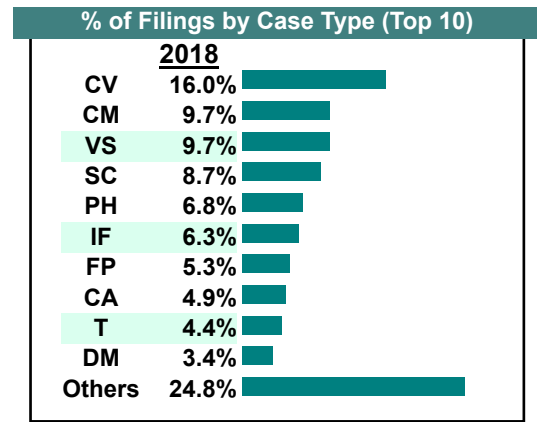
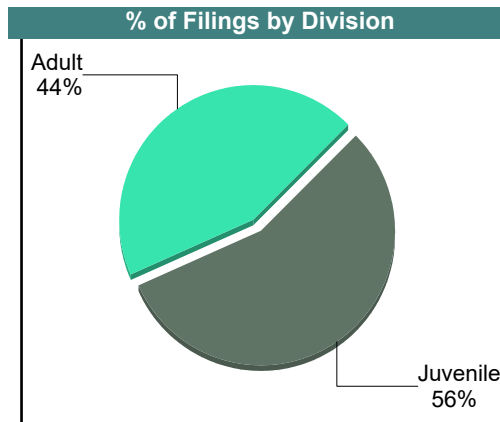

CASELOAD STATISTICS OF THE JUVENILE & DOMESTIC RELATIONS COURTS

March 2018

Winchester

District: 26

		<u>Filings</u>	<u>Hearings</u>	<u>Transactions</u>	<u>Concluded</u>	<u>Cont</u>
<u>Adult</u>						
Bond Forfeiture	BF	1	1	1	1	-
Capias	CA	9	15	15	7	8
Felony	CF	6	17	17	4	13
Misdemeanor	CM	20	63	63	15	48
Family Abuse - Prot Order	FP	11	16	16	5	11
Motion - Prot Order	MP	1	1	1	1	-
Violation of PO	PV	1	1	1	1	-
Remand Support	RS	4	4	4	4	-
Show Cause	SC	18	52	52	28	24
Civil Support	VS	20	43	43	20	23
Adult Total		91	213	213	86	127
<u>Juvenile</u>						
Abuse or Neglect	AN	6	38	38	27	11
Capias	CA	1	1	1	0	1
Custody Visitation	CV	33	106	106	40	66
Felony	DF	6	10	10	3	7
Misdemeanor	DM	7	47	47	16	31
Foster Care Review	FC	3	3	3	3	-
Initial Foster Care	IF	13	13	13	13	-
Motion - Prot Order	MP	4	4	4	4	-
Permanency	PH	14	19	19	15	4
Petition	PT	2	10	10	6	4
Remand Custody	RC	4	4	4	4	-
Child at Risk	RI	5	5	5	0	5
Remand Visitation	RV	4	4	4	4	-
Status	ST	1	3	3	1	2
Traffic	T	9	7	11	7	4
Term Parental Rights	TP	2	8	8	8	-
Truancy	TR	1	4	4	4	-
Juvenile Total		115	286	290	155	135
Winchester Totals		206	499	503	241	262



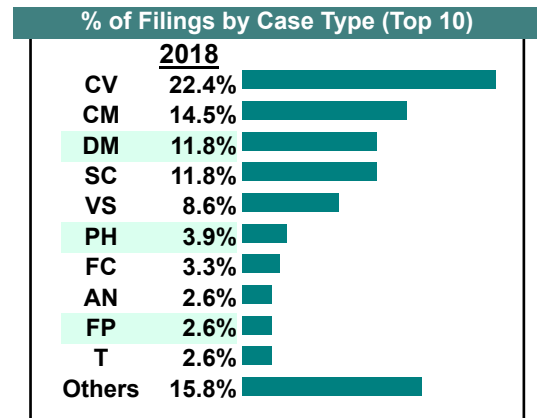
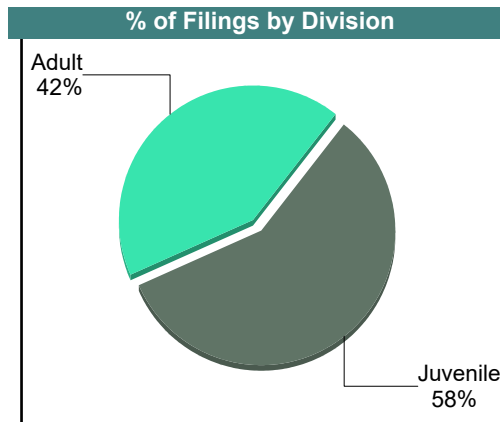
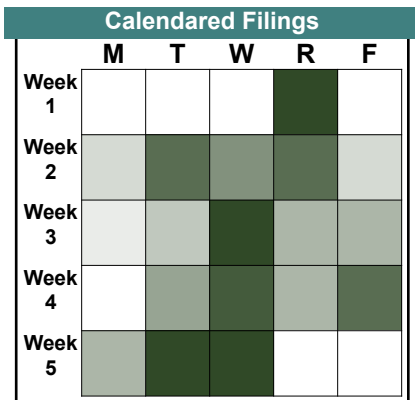
CASELOAD STATISTICS OF THE JUVENILE & DOMESTIC RELATIONS COURTS

February 2018

Winchester

District: 26

		<u>Filings</u>	<u>Hearings</u>	<u>Transactions</u>	<u>Concluded</u>	<u>Cont</u>
<u>Adult</u>						
Non-Family Abuse Prot Order	AP	0	1	1	1	-
Bond Forfeiture	BF	1	1	1	0	1
Capias	CA	1	19	19	12	7
Felony	CF	3	25	25	12	13
Misdemeanor	CM	22	79	79	36	43
Family Abuse - Prot Order	FP	4	14	14	10	4
Remand Support	RS	2	2	2	2	-
Show Cause	SC	18	52	52	15	37
Civil Support	VS	13	28	28	12	16
Adult Total		64	221	221	100	121
<u>Juvenile</u>						
Abuse or Neglect	AN	4	28	28	2	26
Non-Family Abuse Prot Order	AP	1	1	1	1	-
Custody Visitation	CV	34	118	118	47	71
Felony	DF	2	21	21	4	17
Misdemeanor	DM	18	94	94	22	72
Entrustment	ET	0	1	1	0	1
Foster Care Review	FC	5	5	5	5	-
Initial Foster Care	IF	1	1	1	1	-
Motion - Prot Order	MP	2	6	6	6	-
Permanency	PH	6	13	13	6	7
Petition	PT	3	8	8	4	4
Remand Custody	RC	2	2	2	2	-
Child at Risk	RI	1	3	3	3	-
Remand Visitation	RV	2	2	2	2	-
Status	ST	0	3	3	1	2
Traffic	T	4	7	9	7	2
Term Parental Rights	TP	2	8	8	2	6
Truancy	TR	1	3	3	1	2
Juvenile Total		88	324	326	116	210
Winchester Totals		152	545	547	216	331



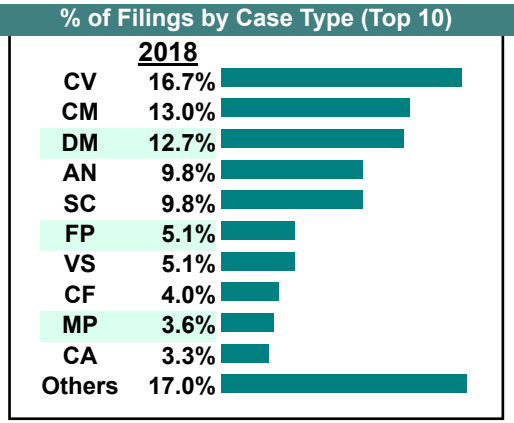
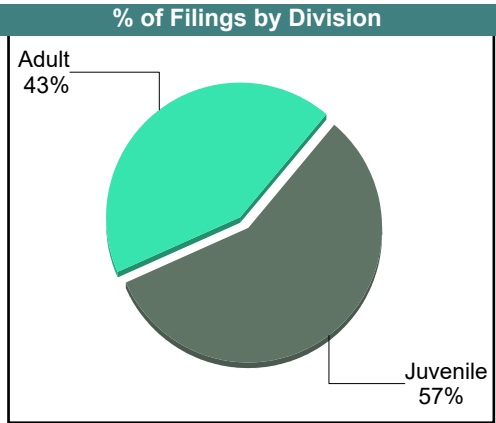
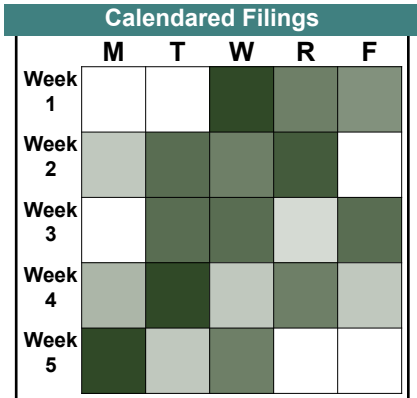
CASELOAD STATISTICS OF THE JUVENILE & DOMESTIC RELATIONS COURTS

January 2018

Winchester

District: 26

		<u>Filings</u>	<u>Hearings</u>	<u>Transactions</u>	<u>Concluded</u>	<u>Cont</u>
<u>Adult</u>						
Non-Family Abuse Prot Order	AP	1	3	3	1	2
Capias	CA	9	15	15	9	6
Felony	CF	11	25	25	6	19
Misdemeanor	CM	36	81	81	15	66
Family Abuse - Prot Order	FP	14	27	27	13	14
Protective Order	PC	1	1	1	1	-
Violation of PO	PV	1	1	1	1	-
Remand Support	RS	3	3	3	3	-
Show Cause	SC	27	47	47	16	30
SL/Other	SL	1	2	2	1	1
Civil Support	VS	14	42	42	20	22
Adult Total		118	247	247	86	160
<u>Juvenile</u>						
Abuse or Neglect	AN	27	68	68	12	56
Capias	CA	0	1	1	0	1
Custody Visitation	CV	46	150	150	56	94
Felony	DF	4	14	14	1	13
Misdemeanor	DM	35	86	86	34	52
Entrustment	ET	0	1	1	0	1
Foster Care Review	FC	4	4	4	4	-
Initial Foster Care	IF	6	6	6	6	-
Motion - Prot Order	MP	10	10	10	6	4
Permanency	PH	7	10	10	5	5
Petition	PT	3	8	8	3	5
Remand Custody	RC	2	2	2	2	-
Child at Risk	RI	0	2	2	2	-
Remand Visitation	RV	2	2	2	2	-
Status	ST	3	4	4	3	1
Traffic	T	3	2	3	2	1
Term Parental Rights	TP	4	4	4	0	4
Truancy	TR	2	2	2	0	2
Juvenile Total		158	376	377	138	239
Winchester Totals		276	623	624	224	399



Filings by Court & Division

	Clarke	Frederick	Page	Rocking ham	Shenando ah	Warren	Winchest er	Total
A								
Adult Misdemeanor	46 2%	328 14%	191 8%	703 30%	313 13%	471 20%	272 12%	2,324
Civil Support	65 3%	515 23%	158 7%	706 31%	299 13%	295 13%	214 10%	2,252
Show Cause	50 2%	402 20%	261 13%	593 29%	262 13%	227 11%	216 11%	2,011
Adult Felony	8 1%	148 12%	73 6%	409 34%	137 12%	338 28%	75 6%	1,188
Capias	7 1%	120 13%	47 5%	286 30%	286 30%	142 15%	66 7%	954
Family Abuse - Prot Order	19 2%	150 18%	72 9%	276 33%	98 12%	120 14%	111 13%	846
Remand Support	12 6%	90 42%	4 2%	32 15%	13 6%	38 18%	27 13%	216
Motion - Prot Order	- 0%	15 11%	4 3%	44 34%	31 24%	30 23%	7 5%	131
Non-Family Abuse Prot Order	1 2%	16 29%	10 18%	11 20%	7 13%	7 13%	4 7%	56
Violation of PO	- 0%	2 4%	1 2%	34 67%	1 2%	6 12%	7 14%	51
SL/Other	1 3%	9 24%	1 3%	10 26%	6 16%	6 16%	5 13%	38
Other	- 0%	- 0%	2 9%	12 55%	5 23%	3 14%	- 0%	22
Protective Order	- 0%	3 20%	3 20%	2 13%	2 13%	- 0%	5 33%	15
Bond Forfeiture	- 0%	- 0%	- 0%	- 0%	- 0%	1 25%	3 75%	4
Violation Fam Abuse PO	- 0%	- 0%	- 0%	2 100%	- 0%	- 0%	- 0%	2
Criminal Support	- 0%	- 0%	- 0%	1 100%	- 0%	- 0%	- 0%	1
Total	209 2%	1,798 18%	827 8%	3,121 31%	1,460 14%	1,684 17%	1,012 10%	10,111
J								
Custody Visitation	222 3%	1,452 21%	719 10%	1,964 28%	901 13%	960 14%	697 10%	6,915
Delinquency	50 3%	355 20%	79 5%	487 28%	322 18%	234 13%	222 13%	1,749
Traffic	40 6%	87 12%	50 7%	351 50%	71 10%	66 9%	36 5%	701
Abuse or Neglect	9 2%	54 10%	22 4%	293 55%	45 9%	8 2%	98 19%	529
Remand Custody	17 4%	131 33%	42 11%	89 22%	26 7%	63 16%	31 8%	399
Remand Visitation	13 3%	129 33%	42 11%	81 21%	26 7%	70 18%	30 8%	391
Permanency	2 1%	19 6%	19 6%	162 49%	5 2%	11 3%	112 34%	330

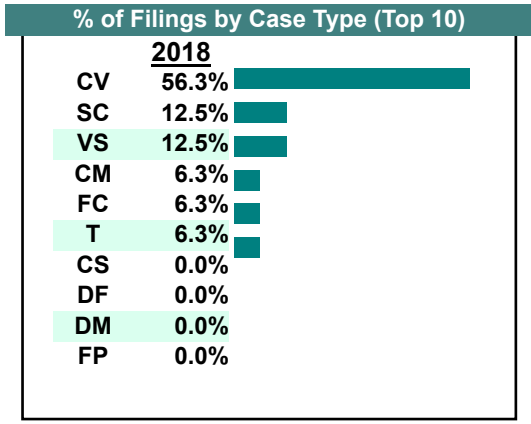
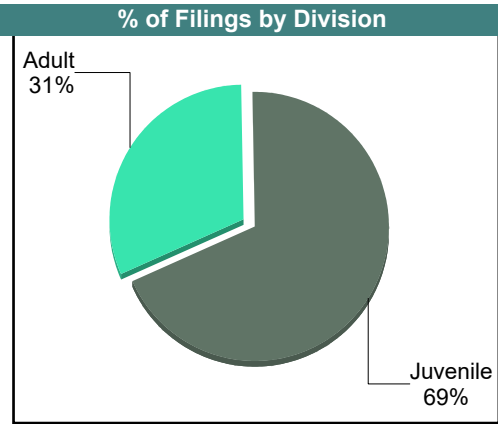
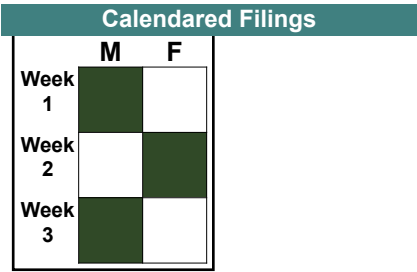
	Clarke	Frederick	Page	Rockingham	Shenandoah	Warren	Winchester	Total
J Paternity	7	75	17	60	23	40	53	275
	3%	27%	6%	22%	8%	15%	19%	
Foster Care Review	4	31	24	100	6	16	51	232
	2%	13%	10%	43%	3%	7%	22%	
Status Offense/Other	14	22	55	29	72	18	13	223
	6%	10%	25%	13%	32%	8%	6%	
Motion - Prot Order	2	31	1	91	11	4	51	191
	1%	16%	1%	48%	6%	2%	27%	
Truancy	-	20	5	72	23	41	22	183
	0%	11%	3%	39%	13%	22%	12%	
Show Cause	2	5	21	33	93	9	-	163
	1%	3%	13%	20%	57%	6%	0%	
Initial Foster Care	1	27	15	64	3	7	32	149
	1%	18%	10%	43%	2%	5%	21%	
Term Parental Rights	-	8	6	63	-	1	23	101
	0%	8%	6%	62%	0%	1%	23%	
Non-Family Abuse Prot Order	-	16	6	14	3	8	7	54
	0%	30%	11%	26%	6%	15%	13%	
Child in Need of Services	-	4	-	9	22	2	1	38
	0%	11%	0%	24%	58%	5%	3%	
Entrustment	-	3	18	6	2	4	2	35
	0%	9%	51%	17%	6%	11%	6%	
Capias	-	-	-	17	3	5	7	32
	0%	0%	0%	53%	9%	16%	22%	
Child at Risk	1	6	-	-	-	2	21	30
	3%	20%	0%	0%	0%	7%	70%	
Voluntary Continuing	1	2	-	20	1	-	-	24
	4%	8%	0%	83%	4%	0%	0%	
Custody Relief	-	1	3	9	-	1	-	14
	0%	7%	21%	64%	0%	7%	0%	
Family Abuse - Prot Order	-	2	1	2	-	1	1	7
	0%	29%	14%	29%	0%	14%	14%	
Emancipation	-	-	-	-	-	1	-	1
	0%	0%	0%	0%	0%	100%	0%	
Juv Support	-	-	-	1	-	-	-	1
	0%	0%	0%	100%	0%	0%	0%	
Total	385	2,480	1,145	4,017	1,658	1,572	1,510	12,767
	3%	19%	9%	31%	13%	12%	12%	
Total	594	4,278	1,972	7,138	3,118	3,256	2,522	22,878
	3%	19%	9%	31%	14%	14%	11%	

CASELOAD STATISTICS OF THE JUVENILE & DOMESTIC RELATIONS COURTS

December 2018

Bland
District: 27

		<u>Filings</u>	<u>Hearings</u>	<u>Transactions</u>	<u>Concluded</u>	<u>Cont</u>
<u>Adult</u>						
Misdemeanor	CM	1	6	6	0	6
Family Abuse - Prot Order	FP	0	1	1	0	1
Show Cause	SC	2	14	14	1	13
Civil Support	VS	2	4	4	1	3
Adult Total		5	25	25	2	23
<u>Juvenile</u>						
Child in Need of Services	CS	0	1	1	0	1
Custody Visitation	CV	9	12	12	1	11
Felony	DF	0	2	2	0	2
Misdemeanor	DM	0	5	5	3	2
Foster Care Review	FC	1	1	1	1	-
Traffic	T	1	1	1	0	1
Juvenile Total		11	22	22	5	17
Bland Totals		16	47	47	7	40

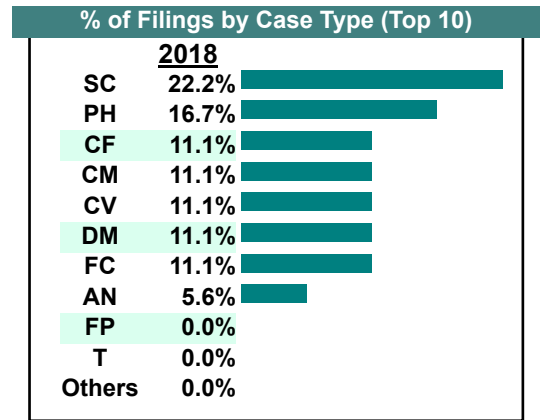
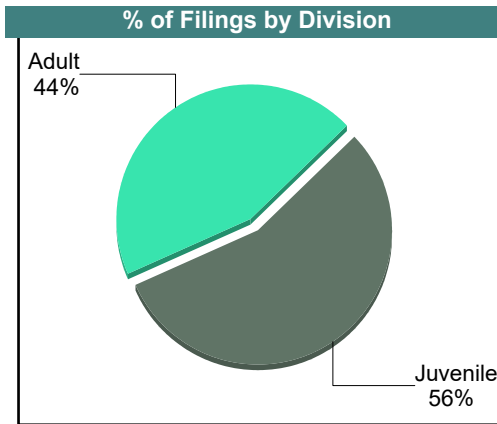
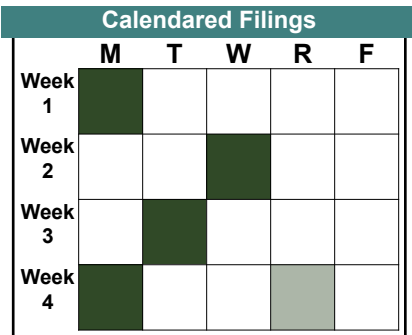


CASELOAD STATISTICS OF THE JUVENILE & DOMESTIC RELATIONS COURTS

November 2018

Bland
District: 27

		<u>Filings</u>	<u>Hearings</u>	<u>Transactions</u>	<u>Concluded</u>	<u>Cont</u>
<u>Adult</u>						
Felony	CF	2	3	3	1	2
Misdemeanor	CM	2	8	8	4	4
Family Abuse - Prot Order	FP	0	2	2	2	-
Show Cause	SC	4	6	6	0	6
Civil Support	VS	0	1	1	1	-
Adult Total		8	20	20	8	12
<u>Juvenile</u>						
Abuse or Neglect	AN	1	3	3	0	3
Custody Visitation	CV	2	14	14	10	4
Misdemeanor	DM	2	6	6	3	3
Foster Care Review	FC	2	2	2	2	-
Permanency	PH	3	3	3	3	-
Traffic	T	0	1	1	1	-
Juvenile Total		10	29	29	19	10
Bland Totals		18	49	49	27	22



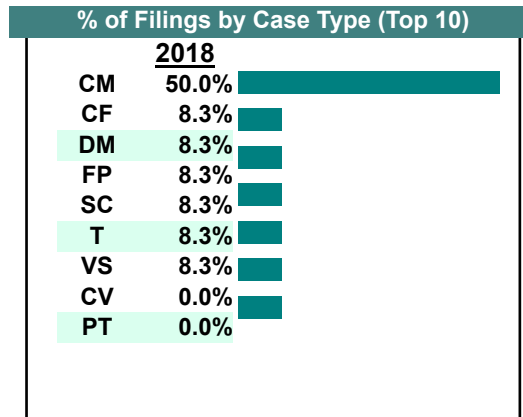
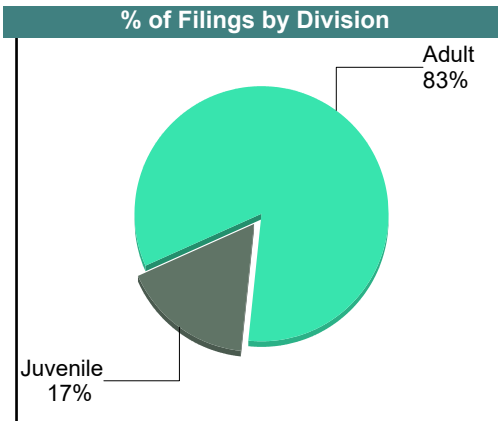
CASELOAD STATISTICS OF THE JUVENILE & DOMESTIC RELATIONS COURTS

October 2018

Bland
District: 27

		<u>Filings</u>	<u>Hearings</u>	<u>Transactions</u>	<u>Concluded</u>	<u>Cont</u>
<u>Adult</u>						
Felony	CF	1	2	2	1	1
Misdemeanor	CM	6	8	8	1	7
Family Abuse - Prot Order	FP	1	2	2	0	2
Show Cause	SC	1	17	17	5	12
Civil Support	VS	1	3	3	1	2
Adult Total		10	32	32	8	24
<u>Juvenile</u>						
Custody Visitation	CV	0	27	27	14	13
Misdemeanor	DM	1	4	4	0	4
Petition	PT	0	1	1	1	-
Traffic	T	1	0	1	1	-
Juvenile Total		2	32	33	16	17
Bland Totals		12	64	65	24	41

Calendared Filings				
	M	W	R	F
Week 1	■			
Week 2				
Week 3	■	■		
Week 4				
Week 5				



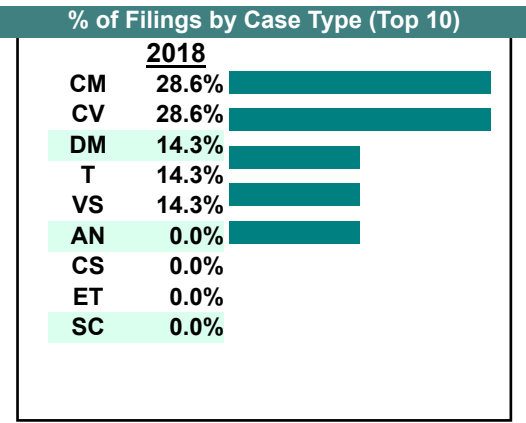
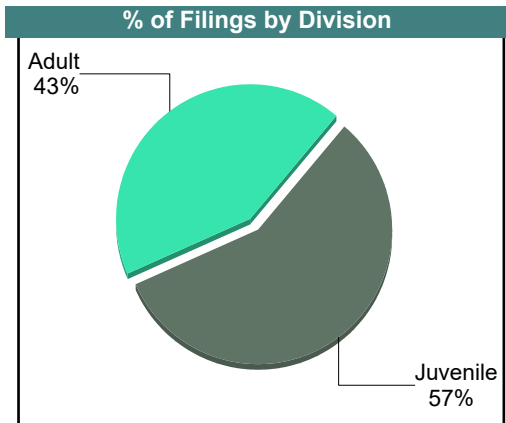
CASELOAD STATISTICS OF THE JUVENILE & DOMESTIC RELATIONS COURTS

September 2018

Bland
District: 27

		<u>Filings</u>	<u>Hearings</u>	<u>Transactions</u>	<u>Concluded</u>	<u>Cont</u>
Adult						
Misdemeanor	CM	2	5	5	2	3
Show Cause	SC	0	1	1	0	1
Civil Support	VS	1	1	1	1	-
Adult Total		3	7	7	3	4
Juvenile						
Abuse or Neglect	AN	0	2	2	1	1
Child in Need of Services	CS	0	1	1	0	1
Custody Visitation	CV	2	8	8	7	1
Misdemeanor	DM	1	4	4	2	2
Entrustment	ET	0	1	1	1	-
Traffic	T	1	1	1	1	-
Juvenile Total		4	17	17	12	5
Bland Totals		7	24	24	15	9

Calendared Filings				
	M	W	R	F
Week 1				
Week 2				
Week 3				



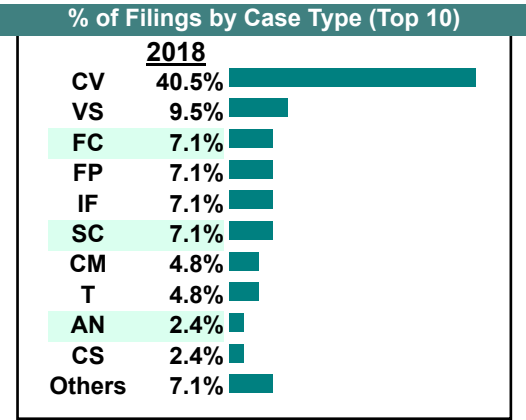
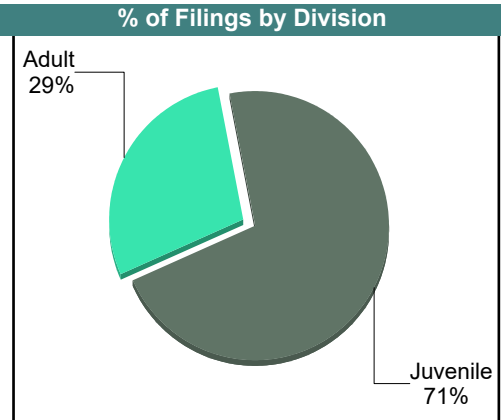
CASELOAD STATISTICS OF THE JUVENILE & DOMESTIC RELATIONS COURTS

August 2018

Bland
District: 27

		<u>Filings</u>	<u>Hearings</u>	<u>Transactions</u>	<u>Concluded</u>	<u>Cont</u>
<u>Adult</u>						
Felony	CF	0	3	3	2	1
Misdemeanor	CM	2	2	2	0	2
Family Abuse - Prot Order	FP	3	5	5	3	2
Show Cause	SC	3	7	7	0	7
Civil Support	VS	4	6	6	5	1
Adult Total		12	23	23	10	13
<u>Juvenile</u>						
Abuse or Neglect	AN	1	4	4	2	2
Child in Need of Services	CS	1	1	1	0	1
Custody Visitation	CV	17	41	41	14	27
Misdemeanor	DM	1	3	3	2	1
Entrustment	ET	1	2	2	0	2
Foster Care Review	FC	3	3	3	3	-
Initial Foster Care	IF	3	3	3	3	-
Permanency	PH	1	1	1	1	-
Traffic	T	2	3	3	2	1
Juvenile Total		30	61	61	27	34
Bland Totals		42	84	84	37	47

Calendared Filings			
	M	R	F
Week 1		■	■
Week 2	■	■	
Week 3	■		
Week 4	■		



CASELOAD STATISTICS OF THE JUVENILE & DOMESTIC RELATIONS COURTS

July 2018

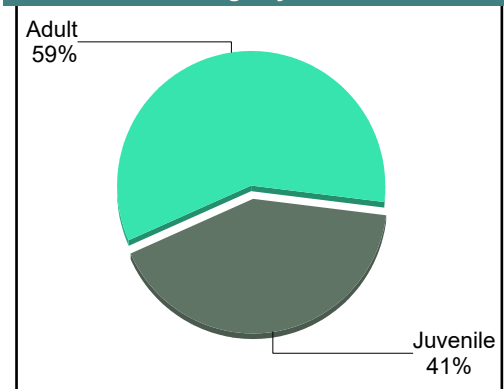
Bland
District: 27

		<u>Filings</u>	<u>Hearings</u>	<u>Transactions</u>	<u>Concluded</u>	<u>Cont</u>
<u>Adult</u>						
Felony	CF	3	3	3	0	3
Misdemeanor	CM	1	7	7	4	3
Family Abuse - Prot Order	FP	4	7	7	3	4
Show Cause	SC	9	11	11	4	7
Civil Support	VS	0	1	1	1	-
Adult Total		17	29	29	12	17
<u>Juvenile</u>						
Abuse or Neglect	AN	0	2	2	0	2
Custody Visitation	CV	9	28	28	18	10
Misdemeanor	DM	2	5	5	1	4
Petition	PT	1	1	1	0	1
Juvenile Total		12	36	36	19	17
Bland Totals		29	65	65	31	34

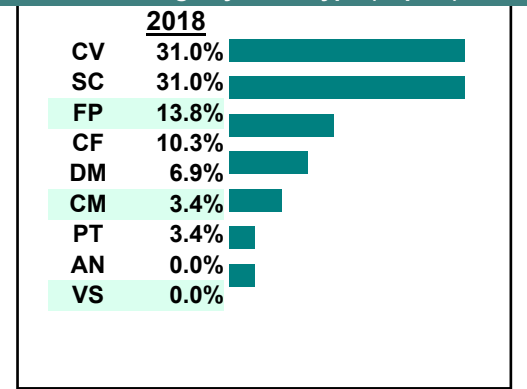
Calendared Filings

	M	T	W	R
Week 1	■			
Week 2			■	
Week 3	■			
Week 4				

% of Filings by Division



% of Filings by Case Type (Top 10)



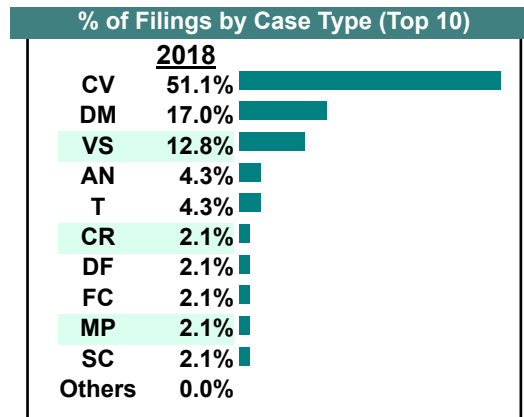
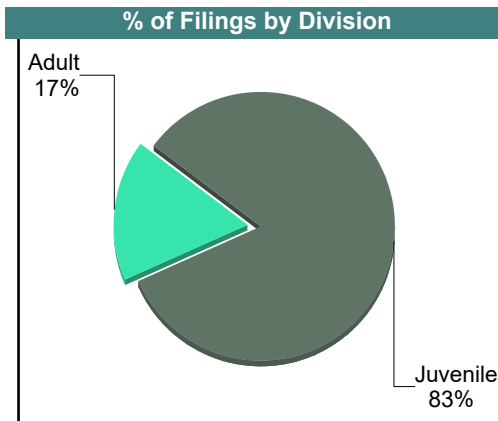
CASELOAD STATISTICS OF THE JUVENILE & DOMESTIC RELATIONS COURTS

June 2018

Bland
District: 27

		<u>Filings</u>	<u>Hearings</u>	<u>Transactions</u>	<u>Concluded</u>	<u>Cont</u>
<u>Adult</u>						
Felony	CF	0	1	1	1	-
Misdemeanor	CM	0	3	3	2	1
Family Abuse - Prot Order	FP	0	1	1	0	1
Motion - Prot Order	MP	1	1	1	1	-
Show Cause	SC	1	10	10	4	6
Civil Support	VS	6	10	10	5	5
Adult Total		8	26	26	13	13
<u>Juvenile</u>						
Abuse or Neglect	AN	2	4	4	0	4
Custody Relief	CR	1	1	1	1	-
Custody Visitation	CV	24	40	40	12	28
Felony	DF	1	2	2	1	1
Misdemeanor	DM	8	11	11	3	8
Foster Care Review	FC	1	1	1	1	-
Status	ST	0	1	1	1	-
Traffic	T	2	5	5	4	1
Juvenile Total		39	65	65	23	42
Bland Totals		47	91	91	36	55

Calendared Filings				
	M	T	W	F
Week 1	█			
Week 2	█			█
Week 3		█	█	

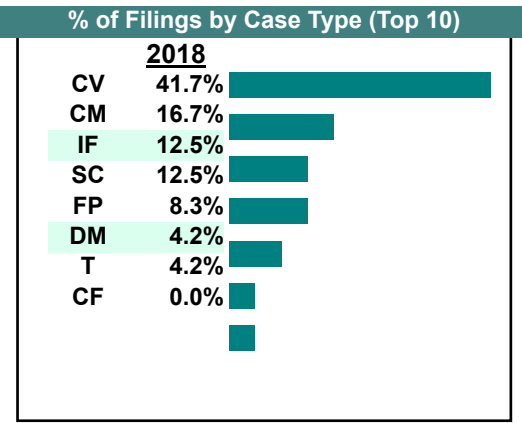
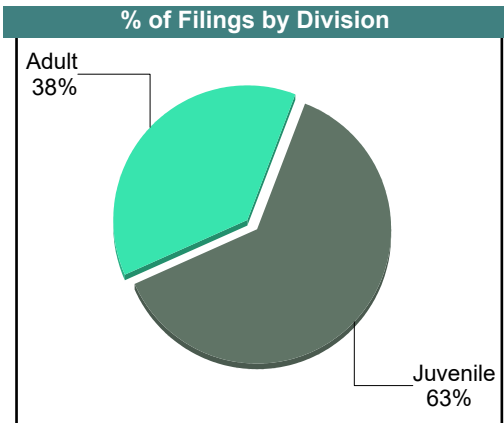
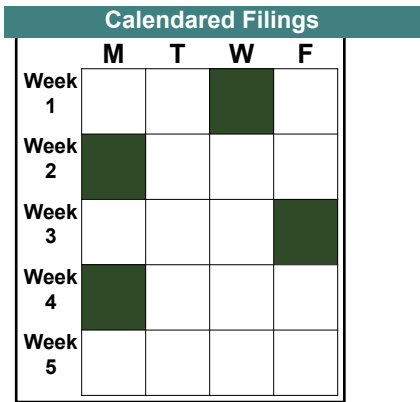


CASELOAD STATISTICS OF THE JUVENILE & DOMESTIC RELATIONS COURTS

May 2018

Bland
District: 27

		<u>Filings</u>	<u>Hearings</u>	<u>Transactions</u>	<u>Concluded</u>	<u>Cont</u>
<u>Adult</u>						
Felony	CF	0	2	2	1	1
Misdemeanor	CM	4	6	6	1	5
Family Abuse - Prot Order	FP	2	4	4	2	2
Show Cause	SC	3	21	21	16	5
Adult Total		9	33	33	20	13
<u>Juvenile</u>						
Custody Visitation	CV	10	28	28	13	15
Misdemeanor	DM	1	1	1	0	1
Initial Foster Care	IF	3	3	3	3	-
Traffic	T	1	1	1	1	-
Juvenile Total		15	33	33	17	16
Bland Totals		24	66	66	37	29

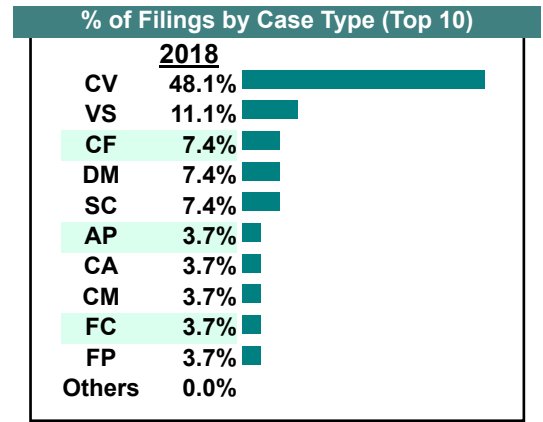
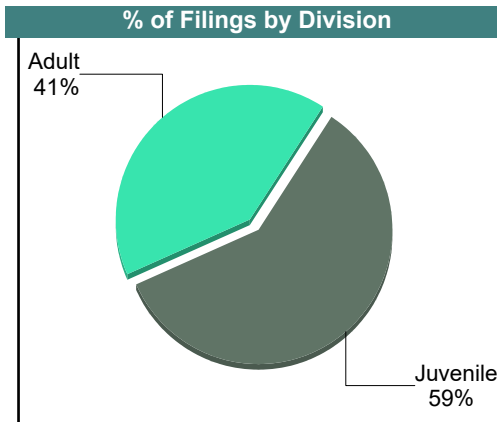
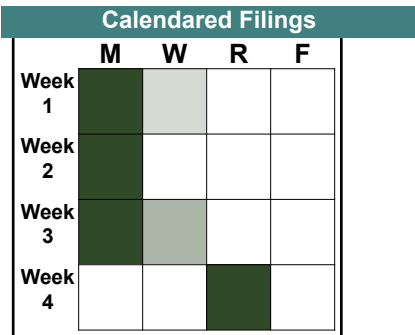


CASELOAD STATISTICS OF THE JUVENILE & DOMESTIC RELATIONS COURTS

April 2018

Bland
District: 27

		<u>Filings</u>	<u>Hearings</u>	<u>Transactions</u>	<u>Concluded</u>	<u>Cont</u>
Adult						
Non-Family Abuse Prot Order	AP	1	2	2	1	1
Capias	CA	1	6	6	3	3
Felony	CF	2	20	20	18	2
Misdemeanor	CM	1	12	12	7	5
Family Abuse - Prot Order	FP	1	1	1	0	1
Show Cause	SC	2	13	13	5	8
Civil Support	VS	3	7	7	3	4
Adult Total		11	61	61	37	24
Juvenile						
Custody Visitation	CV	13	27	27	8	19
Misdemeanor	DM	2	5	5	5	-
Foster Care Review	FC	1	1	1	0	1
Traffic	T	0	2	2	2	-
Juvenile Total		16	35	35	15	20
Bland Totals		27	96	96	52	44



CASELOAD STATISTICS OF THE JUVENILE & DOMESTIC RELATIONS COURTS

March 2018

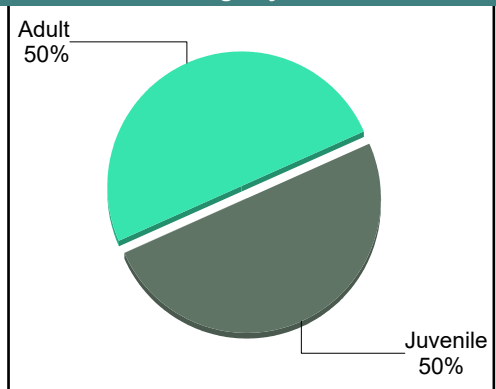
Bland
District: 27

		<u>Filings</u>	<u>Hearings</u>	<u>Transactions</u>	<u>Concluded</u>	<u>Cont</u>
<u>Adult</u>						
Capias	CA	1	3	3	0	3
Felony	CF	1	1	1	0	1
Misdemeanor	CM	2	6	6	2	4
Family Abuse - Prot Order	FP	1	2	2	1	1
Show Cause	SC	15	17	17	0	17
Adult Total		20	29	29	3	26
<u>Juvenile</u>						
Custody Visitation	CV	12	28	28	1	27
Misdemeanor	DM	5	5	5	1	4
Foster Care Review	FC	1	1	1	1	-
Traffic	T	2	3	3	2	1
Juvenile Total		20	37	37	5	32
Bland Totals		40	66	66	8	58

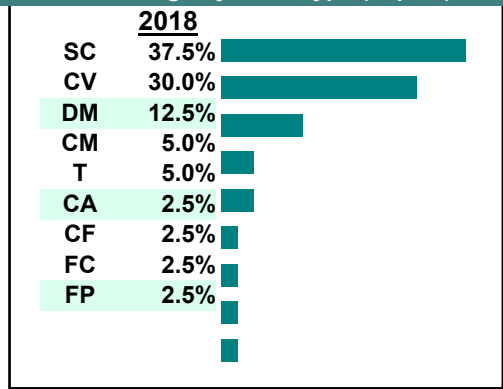
Calendared Filings

	M	T	R	F
Week 1				
Week 2				
Week 3				

% of Filings by Division



% of Filings by Case Type (Top 10)



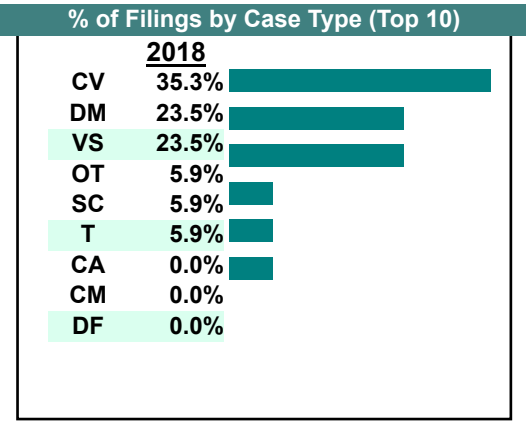
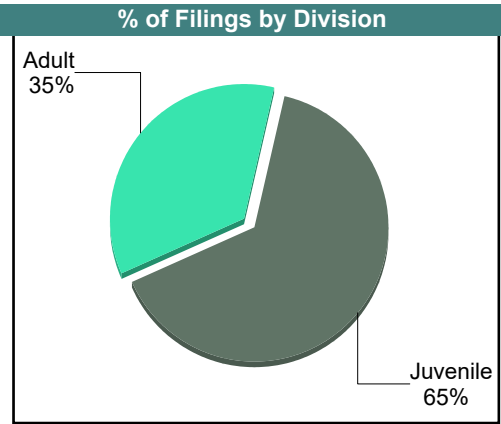
CASELOAD STATISTICS OF THE JUVENILE & DOMESTIC RELATIONS COURTS

February 2018

Bland
District: 27

		<u>Filings</u>	<u>Hearings</u>	<u>Transactions</u>	<u>Concluded</u>	<u>Cont</u>
Adult						
Capias	CA	0	1	1	0	1
Misdemeanor	CM	0	1	1	0	1
Other	OT	1	1	1	1	-
Show Cause	SC	1	13	13	5	8
Civil Support	VS	4	4	4	0	4
Adult Total		6	20	20	6	14
Juvenile						
Custody Visitation	CV	6	11	11	4	7
Felony	DF	0	1	1	1	-
Misdemeanor	DM	4	9	9	5	4
Show Cause	SC	0	2	2	2	-
Traffic	T	1	2	2	1	1
Juvenile Total		11	25	25	13	12
Bland Totals		17	45	45	19	26

Calendared Filings			
	M	T	W
Week 1	■		
Week 2		■	



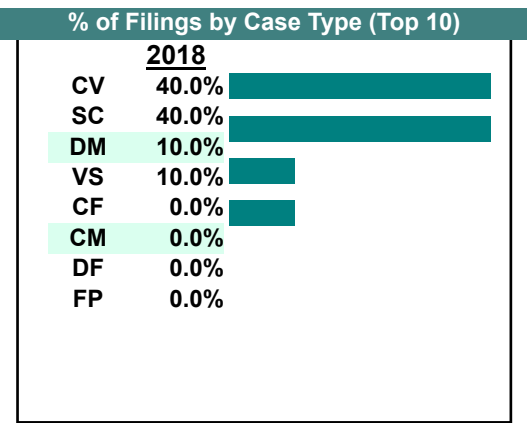
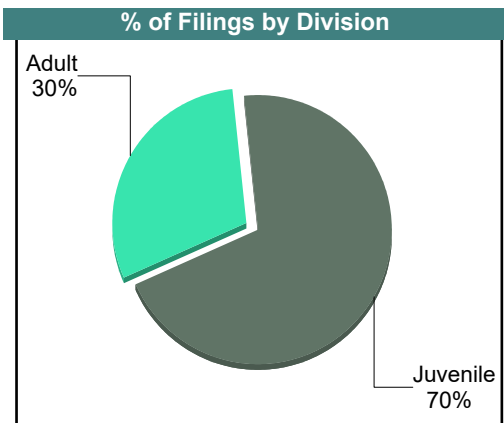
CASELOAD STATISTICS OF THE JUVENILE & DOMESTIC RELATIONS COURTS

January 2018

Bland
District: 27

		<u>Filings</u>	<u>Hearings</u>	<u>Transactions</u>	<u>Concluded</u>	<u>Cont</u>
<u>Adult</u>						
Felony	CF	0	2	2	1	1
Misdemeanor	CM	0	6	6	1	5
Family Abuse - Prot Order	FP	0	1	1	1	-
Show Cause	SC	2	5	5	1	4
Civil Support	VS	1	3	3	3	-
Adult Total		3	17	17	7	10
<u>Juvenile</u>						
Custody Visitation	CV	4	8	8	2	6
Felony	DF	0	2	2	0	2
Misdemeanor	DM	1	7	7	0	7
Show Cause	SC	2	2	2	0	2
Juvenile Total		7	19	19	2	17
Bland Totals		10	36	36	9	27

Calendared Filings					
	M	T	W	R	F
Week 1					
Week 2					
Week 3					
Week 4					


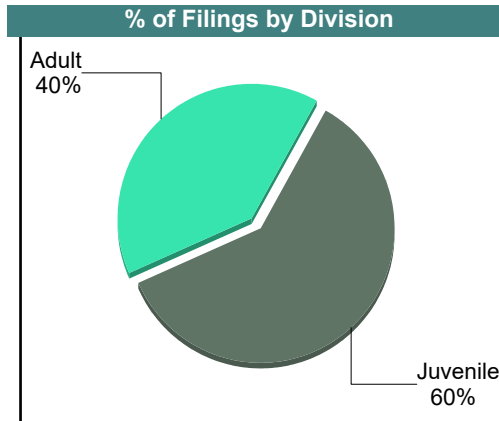
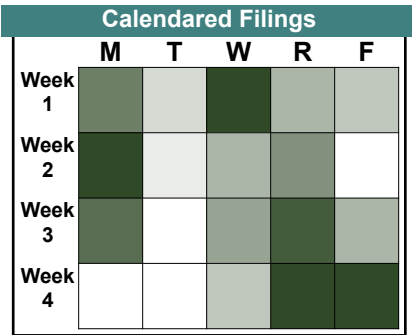


CASELOAD STATISTICS OF THE JUVENILE & DOMESTIC RELATIONS COURTS

December 2018

Carroll
District: 27

		<u>Filings</u>	<u>Hearings</u>	<u>Transactions</u>	<u>Concluded</u>	<u>Cont</u>
<u>Adult</u>						
Bond Forfeiture	BF	1	2	2	1	1
Capias	CA	7	19	19	6	13
Felony	CF	11	34	34	5	29
Misdemeanor	CM	6	37	37	11	26
Family Abuse - Prot Order	FP	3	4	4	1	3
Other	OT	3	3	3	2	1
Protective Order	PC	0	1	1	1	-
Violation of PO	PV	1	1	1	1	-
Show Cause	SC	13	59	59	16	43
Civil Support	VS	19	28	28	18	10
Adult Total		64	188	188	62	126
<u>Juvenile</u>						
Abuse or Neglect	AN	8	31	31	8	23
Child in Need of Services	CS	1	2	2	0	2
Custody Visitation	CV	39	155	155	43	112
Felony	DF	3	16	16	0	16
Misdemeanor	DM	3	14	14	1	13
Entrustment	ET	2	2	2	2	-
Foster Care Review	FC	2	2	2	1	1
Initial Foster Care	IF	6	6	6	6	-
Permanency	PH	9	9	9	4	5
Show Cause	SC	1	2	2	0	2
Status	ST	0	1	1	0	1
Traffic	T	16	15	17	3	14
Term Parental Rights	TP	6	15	15	1	14
Truancy	TR	1	7	7	1	6
Juvenile Total		97	277	279	70	209
Carroll Totals		161	465	467	132	335

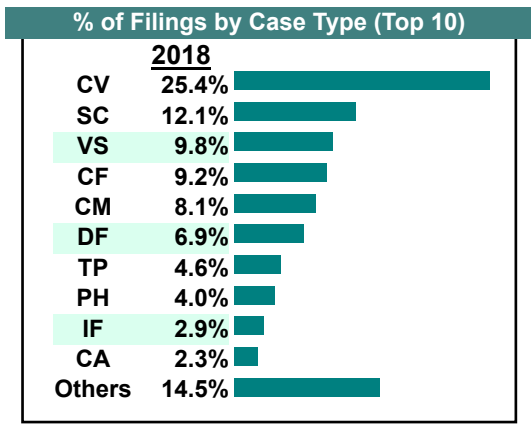
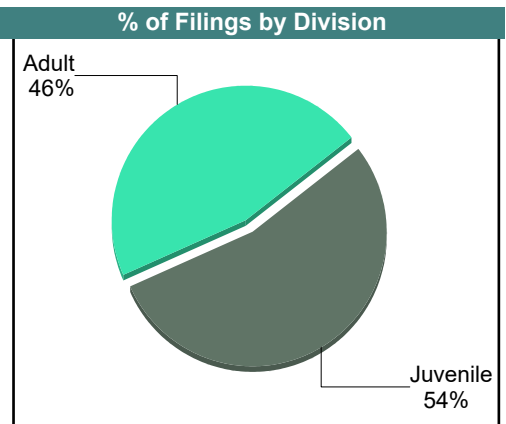



CASELOAD STATISTICS OF THE JUVENILE & DOMESTIC RELATIONS COURTS

November 2018

Carroll
District: 27

		<u>Filings</u>	<u>Hearings</u>	<u>Transactions</u>	<u>Concluded</u>	<u>Cont</u>
<u>Adult</u>						
Capias	CA	4	15	15	7	8
Felony	CF	16	26	26	5	21
Misdemeanor	CM	14	34	34	9	25
Family Abuse - Prot Order	FP	2	12	12	3	9
Motion - Prot Order	MP	2	2	2	2	-
Protective Order	PC	4	9	9	3	6
Show Cause	SC	21	49	49	17	32
Civil Support	VS	17	30	30	16	14
Adult Total		80	177	177	62	115
<u>Juvenile</u>						
Abuse or Neglect	AN	3	20	20	9	11
Child in Need of Services	CS	2	4	4	1	3
Custody Visitation	CV	44	176	176	63	113
Felony	DF	12	22	22	0	22
Misdemeanor	DM	3	16	16	6	10
Foster Care Review	FC	2	2	2	2	-
Initial Foster Care	IF	5	5	5	5	-
Motion - Prot Order	MP	0	9	9	4	5
Permanency	PH	7	7	7	7	-
Petition	PT	2	2	2	1	1
Traffic	T	2	2	3	3	-
Term Parental Rights	TP	8	8	8	4	4
Truancy	TR	3	4	4	0	4
Voluntary Continuing Services Agreement	VA	0	1	1	0	1
Juvenile Total		93	278	279	105	174
Carroll Totals		173	455	456	167	289

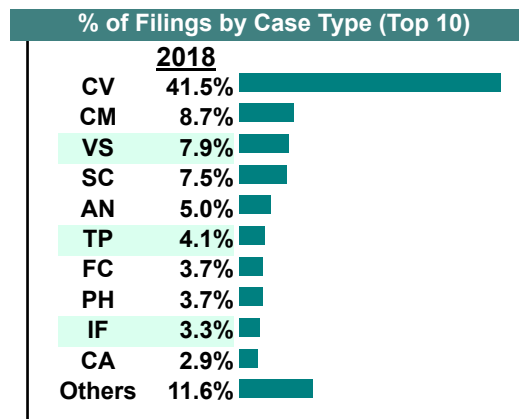
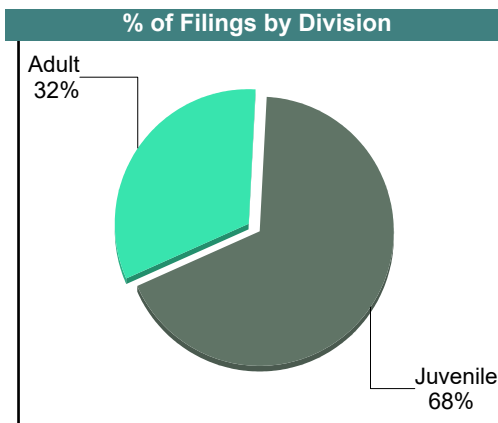
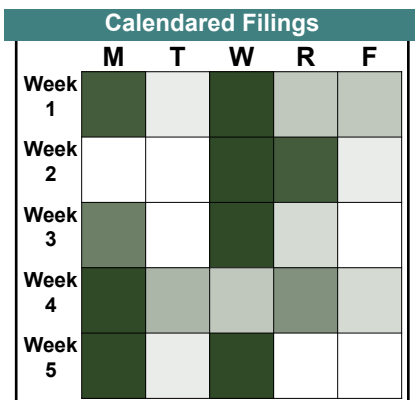


CASELOAD STATISTICS OF THE JUVENILE & DOMESTIC RELATIONS COURTS

October 2018

Carroll
District: 27

		<u>Filings</u>	<u>Hearings</u>	<u>Transactions</u>	<u>Concluded</u>	<u>Cont</u>
<u>Adult</u>						
Capias	CA	7	17	17	8	9
Felony	CF	6	26	26	9	17
Misdemeanor	CM	21	64	64	27	37
Family Abuse - Prot Order	FP	2	10	10	4	6
Motion - Prot Order	MP	1	1	1	1	-
Other	OT	2	2	2	2	-
Protective Order	PC	2	3	3	1	2
Show Cause	SC	18	54	54	17	37
Civil Support	VS	19	34	34	18	16
Adult Total		78	211	211	87	124
<u>Juvenile</u>						
Abuse or Neglect	AN	12	46	46	11	35
Custody Relief	CR	0	2	2	2	-
Child in Need of Services	CS	1	2	2	2	-
Custody Visitation	CV	100	272	272	64	208
Felony	DF	1	9	9	2	7
Misdemeanor	DM	2	16	16	5	11
Emancipation	EP	1	1	1	1	-
Foster Care Review	FC	9	9	9	9	-
Initial Foster Care	IF	8	8	8	8	-
Permanency	PH	9	9	9	9	-
Petition	PT	1	1	1	0	1
Show Cause	SC	0	1	1	1	-
Status	ST	3	3	3	3	-
Traffic	T	5	12	12	10	2
Term Parental Rights	TP	10	10	10	6	4
Truancy	TR	0	4	4	2	2
Voluntary Continuing Services Agreement	VA	1	1	1	0	1
Juvenile Total		163	406	406	135	271
Carroll Totals		241	617	617	222	395

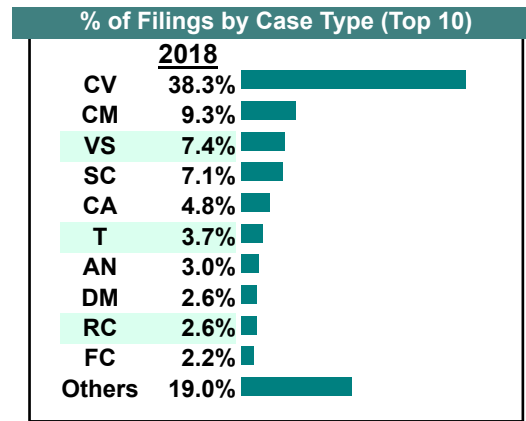
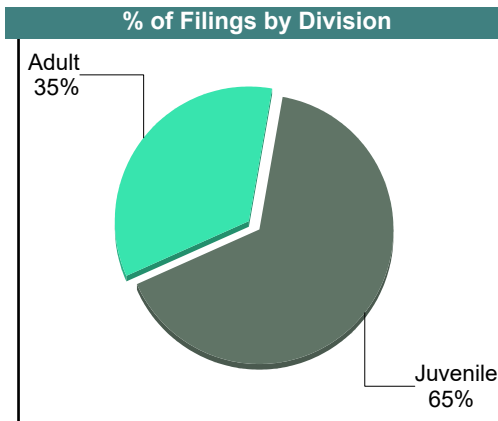
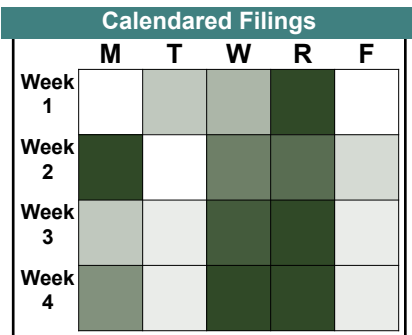


CASELOAD STATISTICS OF THE JUVENILE & DOMESTIC RELATIONS COURTS

September 2018

Carroll
District: 27

		<u>Filings</u>	<u>Hearings</u>	<u>Transactions</u>	<u>Concluded</u>	<u>Cont</u>
<u>Adult</u>						
Capias	CA	13	26	26	9	17
Felony	CF	5	26	26	16	10
Misdemeanor	CM	25	72	72	23	49
Family Abuse - Prot Order	FP	5	11	11	4	7
Remand Support	RS	6	6	6	6	-
Show Cause	SC	19	61	61	15	46
Civil Support	VS	20	35	35	22	13
Adult Total		93	237	237	95	142
<u>Juvenile</u>						
Abuse or Neglect	AN	8	24	24	0	24
Custody Relief	CR	2	3	3	1	2
Custody Visitation	CV	103	206	206	64	142
Felony	DF	2	5	5	0	5
Misdemeanor	DM	7	15	15	1	14
Foster Care Review	FC	6	6	6	6	-
Initial Foster Care	IF	2	2	2	2	-
Motion - Prot Order	MP	0	4	4	0	4
Permanency	PH	6	6	6	6	-
Petition	PT	6	6	6	0	6
Remand Custody	RC	7	9	9	9	-
Child at Risk	RI	0	2	2	0	2
Remand Visitation	RV	6	9	9	9	-
Status	ST	2	3	3	2	1
Traffic	T	10	9	12	9	3
Term Parental Rights	TP	6	6	6	0	6
Truancy	TR	3	10	10	5	5
Juvenile Total		176	325	328	114	214
Carroll Totals		269	562	565	209	356



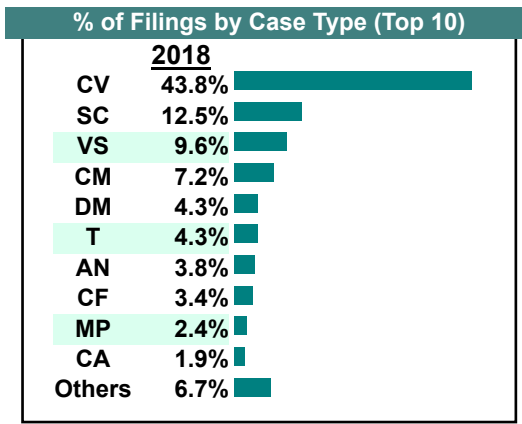
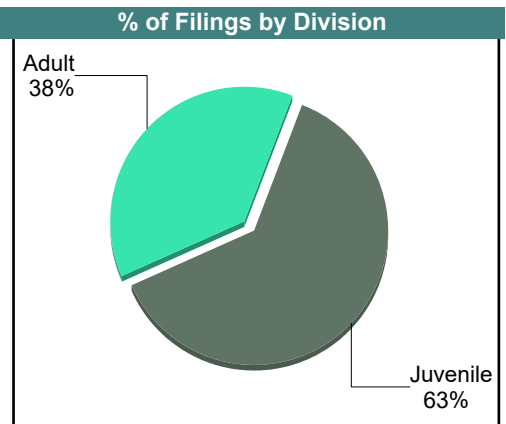
CASELOAD STATISTICS OF THE JUVENILE & DOMESTIC RELATIONS COURTS

August 2018

Carroll
District: 27

		<u>Filings</u>	<u>Hearings</u>	<u>Transactions</u>	<u>Concluded</u>	<u>Cont</u>
<u>Adult</u>						
Capias	CA	4	19	19	8	11
Felony	CF	7	36	36	4	32
Misdemeanor	CM	15	54	54	17	37
Family Abuse - Prot Order	FP	4	8	8	2	6
Motion - Prot Order	MP	1	1	1	1	-
Other	OT	0	1	1	1	-
Violation of PO	PV	1	1	1	1	-
Show Cause	SC	26	60	60	19	41
Civil Support	VS	20	34	34	16	18
Adult Total		78	214	214	69	145
<u>Juvenile</u>						
Abuse or Neglect	AN	8	19	19	4	15
Custody Visitation	CV	91	241	241	60	181
Felony	DF	0	2	2	0	2
Misdemeanor	DM	9	22	22	10	12
Foster Care Review	FC	2	3	3	2	1
Initial Foster Care	IF	2	2	2	2	-
Motion - Prot Order	MP	4	4	4	0	4
Permanency	PH	4	4	4	4	-
Child at Risk	RI	0	2	2	0	2
Status	ST	1	1	1	1	-
Traffic	T	9	5	10	8	2
Term Parental Rights	TP	0	2	2	2	-
Truancy	TR	0	1	1	0	1
Juvenile Total		130	308	313	93	220
Carroll Totals		208	522	527	162	365

Calendared Filings					
	M	T	W	R	F
Week 1					
Week 2					
Week 3					
Week 4					
Week 5					

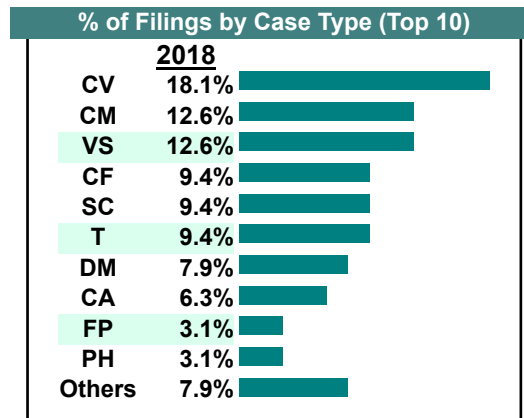
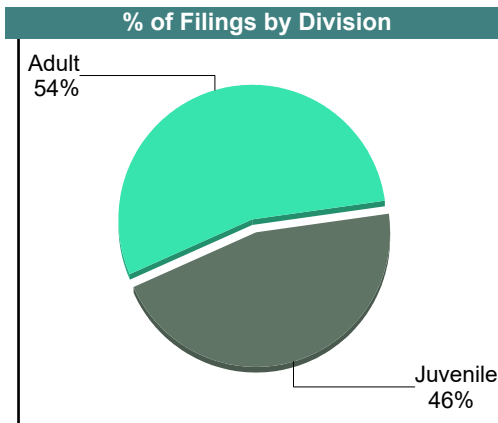



CASELOAD STATISTICS OF THE JUVENILE & DOMESTIC RELATIONS COURTS

July 2018

Carroll
District: 27

		<u>Filings</u>	<u>Hearings</u>	<u>Transactions</u>	<u>Concluded</u>	<u>Cont</u>
Adult						
Non-Family Abuse Prot Order	AP	1	2	2	2	-
Capias	CA	8	29	29	9	20
Felony	CF	12	40	40	9	31
Misdemeanor	CM	16	64	64	23	41
Family Abuse - Prot Order	FP	4	6	6	2	4
Show Cause	SC	12	32	32	9	23
Civil Support	VS	16	29	29	16	13
Adult Total		69	202	202	70	132
Juvenile						
Abuse or Neglect	AN	0	2	2	2	-
Custody Relief	CR	1	1	1	0	1
Custody Visitation	CV	23	106	106	45	61
Felony	DF	0	8	8	2	6
Misdemeanor	DM	10	31	31	18	13
Initial Foster Care	IF	3	3	3	3	-
Motion - Prot Order	MP	2	2	2	2	-
Permanency	PH	4	4	4	4	-
Child at Risk	RI	2	4	4	0	4
Status	ST	0	1	1	1	-
Traffic	T	12	21	22	14	8
Truancy	TR	1	5	5	1	4
Juvenile Total		58	188	189	92	97
Carroll Totals		127	390	391	162	229



CASELOAD STATISTICS OF THE JUVENILE & DOMESTIC RELATIONS COURTS

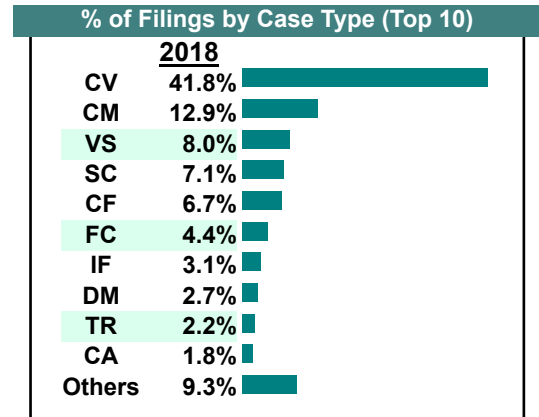
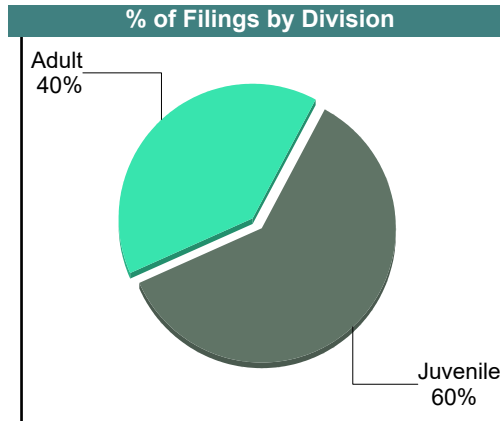
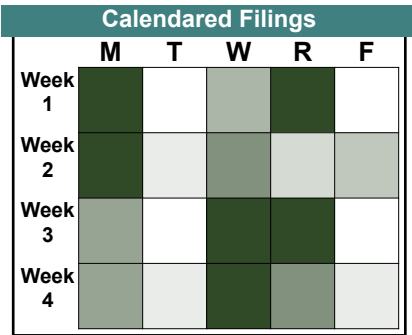
June 2018

Carroll
District: 27

		<u>Filings</u>	<u>Hearings</u>	<u>Transactions</u>	<u>Concluded</u>	<u>Cont</u>
Adult						
Non-Family Abuse Prot Order	AP	0	1	1	0	1
Capias	CA	4	14	14	7	7
Felony	CF	15	24	24	4	20
Misdemeanor	CM	29	70	70	21	49
Family Abuse - Prot Order	FP	2	7	7	3	4
Motion - Prot Order	MP	2	2	2	2	-
Other	OT	2	3	3	2	1
Protective Order	PC	0	2	2	1	1
Violation of PO	PV	1	1	1	1	-
Show Cause	SC	16	35	35	15	20
Civil Support	VS	18	28	28	12	16
Adult Total		89	187	187	68	119

Juvenile						
Abuse or Neglect	AN	2	21	21	7	14
Child in Need of Services	CS	0	1	1	0	1
Custody Visitation	CV	94	250	250	80	170
Felony	DF	1	7	7	0	7
Misdemeanor	DM	6	30	30	18	12
Foster Care Review	FC	10	10	10	10	-
Initial Foster Care	IF	7	7	7	7	-
Permanency	PH	3	3	3	3	-
Status	ST	1	3	3	1	2
Traffic	T	2	12	15	14	1
Term Parental Rights	TP	4	4	4	4	-
Truancy	TR	5	11	11	4	7
Voluntary Continuing Services Agreement	VA	1	1	1	1	-
Juvenile Total		136	360	363	149	214

Carroll Totals		225	547	550	217	333
-----------------------	--	------------	------------	------------	------------	------------


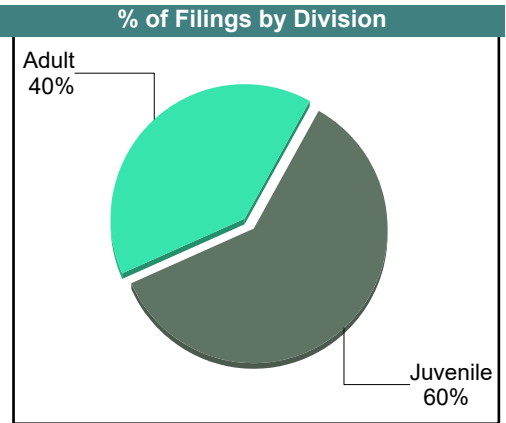



CASELOAD STATISTICS OF THE JUVENILE & DOMESTIC RELATIONS COURTS

May 2018

Carroll
District: 27

		<u>Filings</u>	<u>Hearings</u>	<u>Transactions</u>	<u>Concluded</u>	<u>Cont</u>
<u>Adult</u>						
Non-Family Abuse Prot Order	AP	0	1	1	1	-
Capias	CA	12	22	22	6	16
Felony	CF	5	16	16	8	8
Misdemeanor	CM	10	49	49	19	30
Family Abuse - Prot Order	FP	4	13	13	7	6
Motion - Prot Order	MP	1	1	1	1	-
Other	OT	8	10	10	9	1
Protective Order	PC	2	2	2	0	2
Show Cause	SC	19	59	59	15	44
Civil Support	VS	15	30	30	14	16
Adult Total		76	203	203	80	123
<u>Juvenile</u>						
Abuse or Neglect	AN	10	28	28	8	20
Custody Visitation	CV	68	254	254	108	146
Felony	DF	0	6	6	2	4
Misdemeanor	DM	8	28	28	6	22
Foster Care Review	FC	4	4	4	4	-
Initial Foster Care	IF	4	4	4	4	-
Permanency	PH	7	7	7	7	-
Petition	PT	0	1	1	1	-
Show Cause	SC	0	1	1	0	1
Status	ST	0	3	3	2	1
Traffic	T	12	13	14	8	6
Truancy	TR	1	10	10	7	3
Voluntary Continuing Services Agreement	VA	1	1	1	1	-
Juvenile Total		115	360	361	158	203
Carroll Totals		191	563	564	238	326

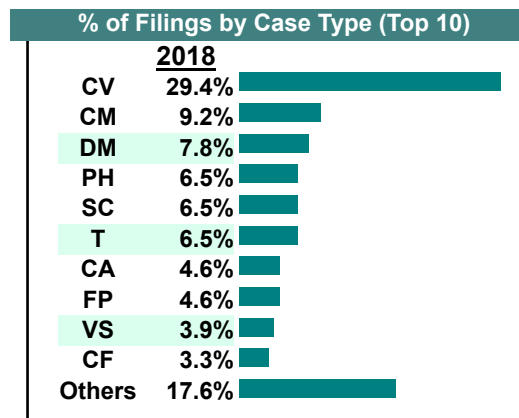
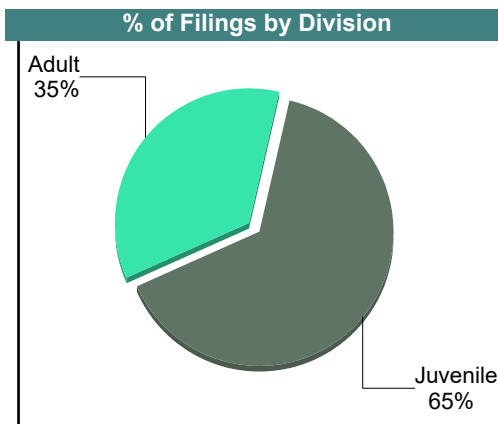



CASELOAD STATISTICS OF THE JUVENILE & DOMESTIC RELATIONS COURTS

April 2018

Carroll
District: 27

		<u>Filings</u>	<u>Hearings</u>	<u>Transactions</u>	<u>Concluded</u>	<u>Cont</u>
<u>Adult</u>						
Non-Family Abuse Prot Order	AP	0	1	1	0	1
Capias	CA	7	26	26	11	15
Felony	CF	5	27	27	9	18
Misdemeanor	CM	14	65	65	13	52
Family Abuse - Prot Order	FP	7	18	18	8	10
Motion - Prot Order	MP	1	1	1	1	-
Other	OT	5	5	5	5	-
Show Cause	SC	9	44	44	26	18
Civil Support	VS	6	20	20	11	9
Adult Total		54	207	207	84	123
<u>Juvenile</u>						
Abuse or Neglect	AN	2	13	13	1	12
Capias	CA	0	1	1	1	-
Custody Relief	CR	0	1	1	1	-
Custody Visitation	CV	45	168	168	67	101
Felony	DF	1	11	11	1	10
Misdemeanor	DM	12	46	46	18	28
Entrustment	ET	4	6	6	6	-
Foster Care Review	FC	4	4	4	4	-
Family Abuse - Prot Order	FP	0	1	1	1	-
Initial Foster Care	IF	1	1	1	1	-
Motion - Prot Order	MP	2	2	2	2	-
Permanency	PH	10	10	10	10	-
Petition	PT	0	1	1	0	1
Show Cause	SC	1	3	3	1	2
Status	ST	2	7	7	1	6
Traffic	T	10	23	24	13	11
Term Parental Rights	TP	2	6	6	4	2
Truancy	TR	3	9	9	1	8
Juvenile Total		99	313	314	133	181
Carroll Totals		153	520	521	217	304



CASELOAD STATISTICS OF THE JUVENILE & DOMESTIC RELATIONS COURTS

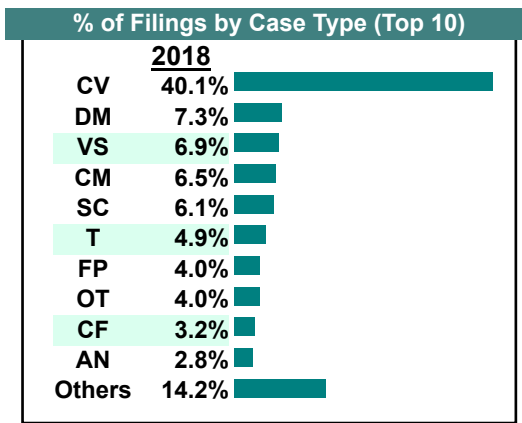
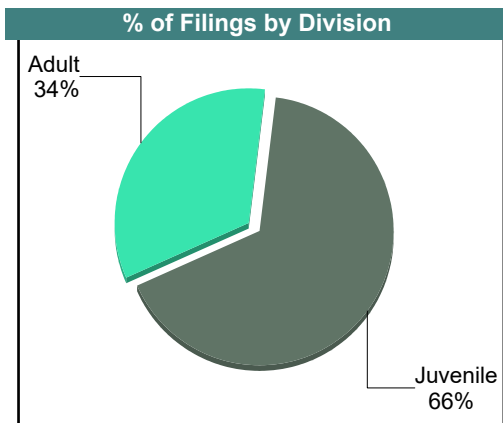

March 2018

Carroll
District: 27

		<u>Filings</u>	<u>Hearings</u>	<u>Transactions</u>	<u>Concluded</u>	<u>Cont</u>
<u>Adult</u>						
Non-Family Abuse Prot Order	AP	2	5	5	1	4
Capias	CA	3	7	7	0	7
Felony	CF	8	26	26	5	21
Misdemeanor	CM	16	66	66	25	41
Family Abuse - Prot Order	FP	9	20	20	7	13
Motion - Prot Order	MP	2	2	2	2	-
Other	OT	10	14	14	10	4
Remand Support	RS	1	1	1	1	-
Show Cause	SC	15	58	58	25	33
Civil Support	VS	17	30	30	18	12
Adult Total		83	229	229	94	135

<u>Juvenile</u>						
Abuse or Neglect	AN	7	24	24	6	18
Capias	CA	0	1	1	0	1
Child in Need of Services	CS	1	2	2	1	1
Custody Visitation	CV	99	276	276	69	207
Felony	DF	5	9	9	0	9
Misdemeanor	DM	18	34	34	6	28
Entrustment	ET	2	2	2	0	2
Family Abuse - Prot Order	FP	1	1	1	0	1
Initial Foster Care	IF	7	7	7	7	-
Permanency	PH	3	4	4	3	1
Petition	PT	1	3	3	2	1
Status	ST	1	1	1	0	1
Traffic	T	12	12	15	7	8
Term Parental Rights	TP	4	4	4	0	4
Truancy	TR	3	11	11	2	9
Juvenile Total		164	391	394	103	291

Carroll Totals		247	620	623	197	426
-----------------------	--	------------	------------	------------	------------	------------

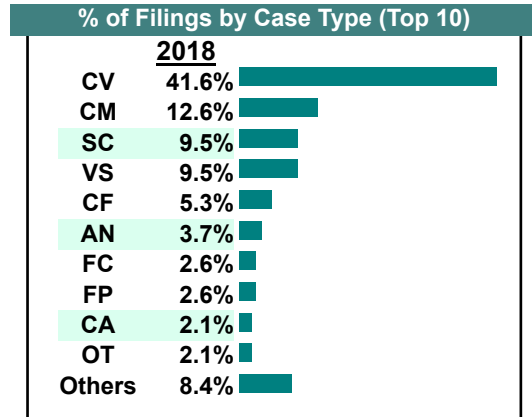
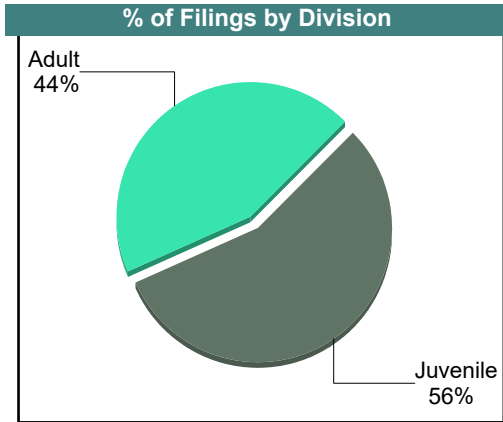



CASELOAD STATISTICS OF THE JUVENILE & DOMESTIC RELATIONS COURTS

February 2018

Carroll
District: 27

		<u>Filings</u>	<u>Hearings</u>	<u>Transactions</u>	<u>Concluded</u>	<u>Cont</u>
Adult						
Non-Family Abuse Prot Order	AP	1	1	1	0	1
Capias	CA	4	18	18	9	9
Felony	CF	10	23	23	3	20
Misdemeanor	CM	24	41	41	6	35
Family Abuse - Prot Order	FP	5	12	12	6	6
Other	OT	4	5	5	3	2
Show Cause	SC	18	44	44	9	35
Civil Support	VS	18	27	27	17	10
Adult Total		84	171	171	53	118
Juvenile						
Abuse or Neglect	AN	7	14	14	0	14
Child in Need of Services	CS	0	1	1	1	-
Custody Visitation	CV	79	190	190	54	136
Felony	DF	0	2	2	0	2
Misdemeanor	DM	3	15	15	6	9
Foster Care Review	FC	5	5	5	5	-
Permanency	PH	1	1	1	1	-
Petition	PT	2	3	3	2	1
Show Cause	SC	0	1	1	0	1
Status	ST	2	4	4	2	2
Traffic	T	4	8	8	5	3
Term Parental Rights	TP	2	2	2	2	-
Truancy	TR	1	10	10	3	7
Juvenile Total		106	256	256	81	175
Carroll Totals		190	427	427	134	293

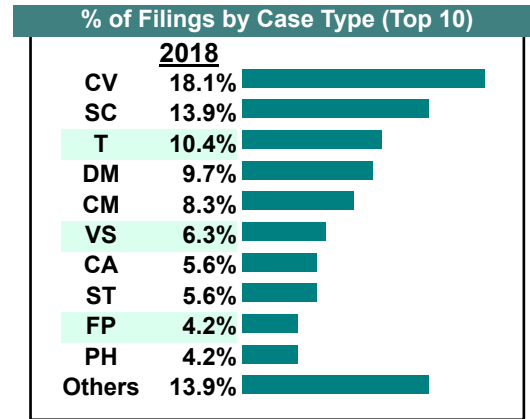
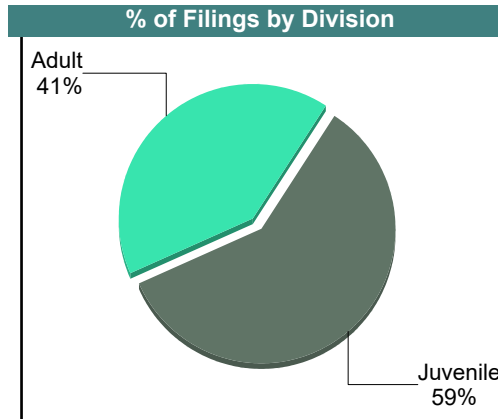



CASELOAD STATISTICS OF THE JUVENILE & DOMESTIC RELATIONS COURTS

January 2018

Carroll
District: 27

		<u>Filings</u>	<u>Hearings</u>	<u>Transactions</u>	<u>Concluded</u>	<u>Cont</u>
<u>Adult</u>						
Capias	CA	8	27	27	9	18
Felony	CF	4	15	15	5	10
Misdemeanor	CM	12	48	48	20	28
Family Abuse - Prot Order	FP	6	8	8	2	6
Show Cause	SC	20	56	56	16	40
Civil Support	VS	9	22	22	11	11
Adult Total		59	176	176	63	113
<u>Juvenile</u>						
Abuse or Neglect	AN	0	1	1	1	-
Custody Relief	CR	1	1	1	0	1
Child in Need of Services	CS	1	2	2	1	1
Custody Visitation	CV	26	179	179	60	119
Felony	DF	0	3	3	0	3
Misdemeanor	DM	14	33	33	8	25
Foster Care Review	FC	3	3	3	3	-
Initial Foster Care	IF	5	5	5	5	-
Motion - Prot Order	MP	4	6	6	6	-
Permanency	PH	6	6	6	6	-
Petition	PT	1	1	1	0	1
Status	ST	8	9	9	9	-
Traffic	T	15	13	16	6	10
Truancy	TR	1	5	5	2	3
Juvenile Total		85	267	270	107	163
Carroll Totals		144	443	446	170	276

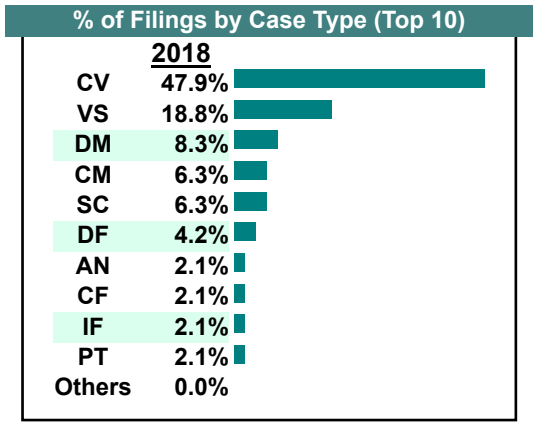
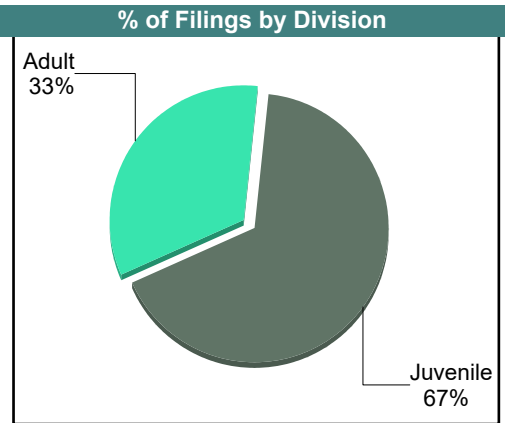



CASELOAD STATISTICS OF THE JUVENILE & DOMESTIC RELATIONS COURTS

December 2018

Floyd
District: 27

		<u>Filings</u>	<u>Hearings</u>	<u>Transactions</u>	<u>Concluded</u>	<u>Cont</u>
<u>Adult</u>						
Felony	CF	1	2	2	1	1
Misdemeanor	CM	3	7	7	5	2
Family Abuse - Prot Order	FP	0	1	1	1	-
Show Cause	SC	3	5	5	1	4
Civil Support	VS	9	11	11	2	9
Adult Total		16	26	26	10	16
<u>Juvenile</u>						
Abuse or Neglect	AN	1	14	14	4	10
Custody Visitation	CV	23	56	56	10	46
Felony	DF	2	7	7	0	7
Misdemeanor	DM	4	9	9	4	5
Initial Foster Care	IF	1	1	1	1	-
Petition	PT	1	1	1	0	1
Show Cause	SC	0	1	1	0	1
Traffic	T	0	1	1	1	-
Juvenile Total		32	90	90	20	70
Floyd Totals		48	116	116	30	86

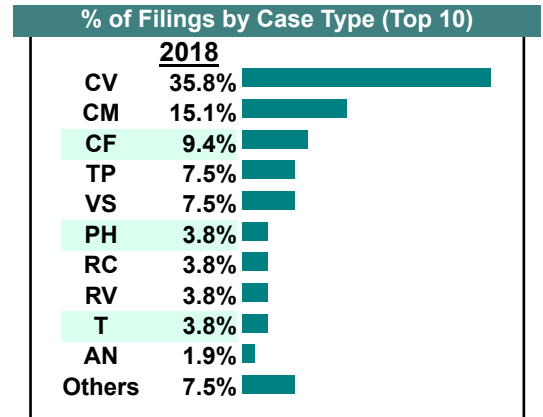
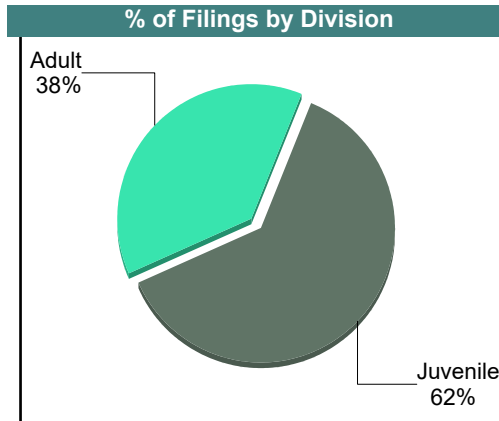



CASELOAD STATISTICS OF THE JUVENILE & DOMESTIC RELATIONS COURTS

November 2018

Floyd
District: 27

		<u>Filings</u>	<u>Hearings</u>	<u>Transactions</u>	<u>Concluded</u>	<u>Cont</u>
Adult						
Capias	CA	1	1	1	0	1
Felony	CF	5	7	7	0	7
Misdemeanor	CM	8	16	16	3	13
Family Abuse - Prot Order	FP	0	2	2	2	-
Protective Order	PC	1	1	1	1	-
Remand Support	RS	1	1	1	1	-
Show Cause	SC	0	8	8	2	6
Civil Support	VS	4	9	9	6	3
Adult Total		20	45	45	15	30
Juvenile						
Abuse or Neglect	AN	1	8	8	0	8
Custody Visitation	CV	19	53	53	32	21
Felony	DF	1	3	3	3	-
Misdemeanor	DM	0	3	3	2	1
Permanency	PH	2	2	2	0	2
Petition	PT	0	1	1	0	1
Remand Custody	RC	2	2	2	2	-
Remand Visitation	RV	2	2	2	2	-
Traffic	T	2	3	3	2	1
Term Parental Rights	TP	4	4	4	0	4
Juvenile Total		33	81	81	43	38
Floyd Totals		53	126	126	58	68



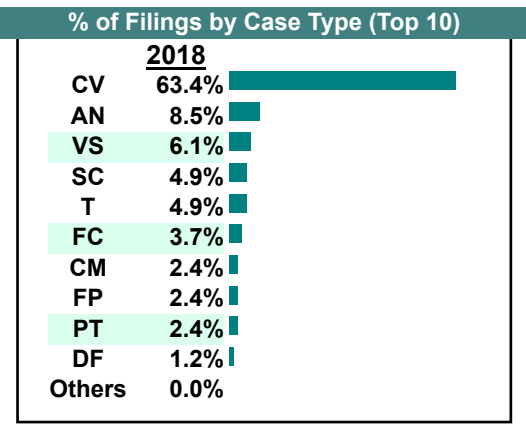
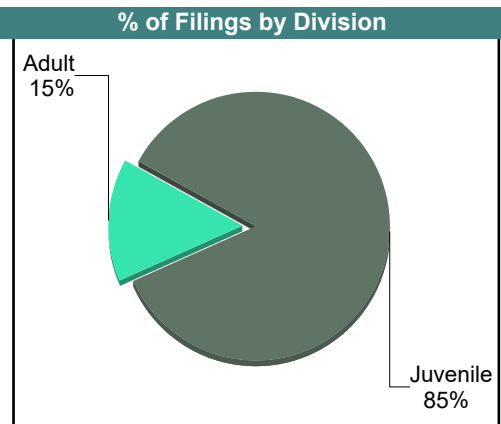
CASELOAD STATISTICS OF THE JUVENILE & DOMESTIC RELATIONS COURTS

October 2018

Floyd
District: 27

		<u>Filings</u>	<u>Hearings</u>	<u>Transactions</u>	<u>Concluded</u>	<u>Cont</u>
<u>Adult</u>						
Capias	CA	0	3	3	1	1
Felony	CF	0	6	6	5	1
Misdemeanor	CM	2	14	14	7	7
Family Abuse - Prot Order	FP	2	4	4	1	3
Show Cause	SC	3	8	8	3	5
Civil Support	VS	5	16	16	11	5
Adult Total		12	51	51	28	22
<u>Juvenile</u>						
Abuse or Neglect	AN	7	17	17	3	14
Custody Visitation	CV	52	88	88	49	36
Felony	DF	1	1	1	0	1
Misdemeanor	DM	0	3	3	2	1
Entrustment	ET	0	1	1	1	-
Foster Care Review	FC	3	3	3	3	-
Petition	PT	2	2	2	2	-
Show Cause	SC	1	1	1	1	-
Status	ST	0	4	4	4	-
Traffic	T	4	9	9	6	3
Juvenile Total		70	129	129	71	55
Floyd Totals		82	180	180	99	77

Calendared Filings			
	W	R	F
Week 1	█		
Week 2	█		
Week 3	█		█
Week 4	█		
Week 5	█		



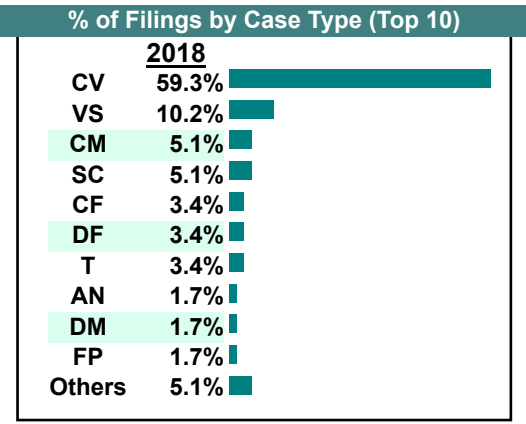
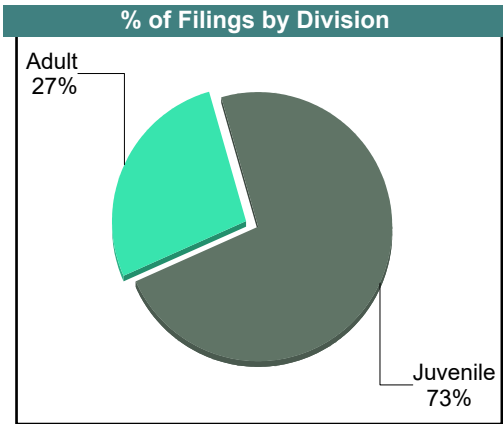
CASELOAD STATISTICS OF THE JUVENILE & DOMESTIC RELATIONS COURTS

September 2018

Floyd
District: 27

		<u>Filings</u>	<u>Hearings</u>	<u>Transactions</u>	<u>Concluded</u>	<u>Cont</u>
<u>Adult</u>						
Felony	CF	2	8	8	4	4
Misdemeanor	CM	3	13	13	6	7
Family Abuse - Prot Order	FP	1	5	5	4	1
Violation of PO	PV	1	1	1	1	-
Show Cause	SC	3	12	12	10	2
Civil Support	VS	6	13	13	10	3
Adult Total		16	52	52	35	17
<u>Juvenile</u>						
Abuse or Neglect	AN	1	7	7	3	4
Custody Visitation	CV	35	73	73	30	43
Felony	DF	2	2	2	0	2
Misdemeanor	DM	1	10	10	4	6
Entrustment	ET	0	1	1	0	1
Petition	PT	1	4	4	3	1
Show Cause	SC	0	2	2	0	2
Status	ST	1	1	1	0	1
Traffic	T	2	3	3	0	3
Term Parental Rights	TP	0	1	1	1	-
Juvenile Total		43	104	104	41	63
Floyd Totals		59	156	156	76	80

Calendared Filings			
	M	T	W
Week 1			
Week 2			
Week 3			
Week 4			



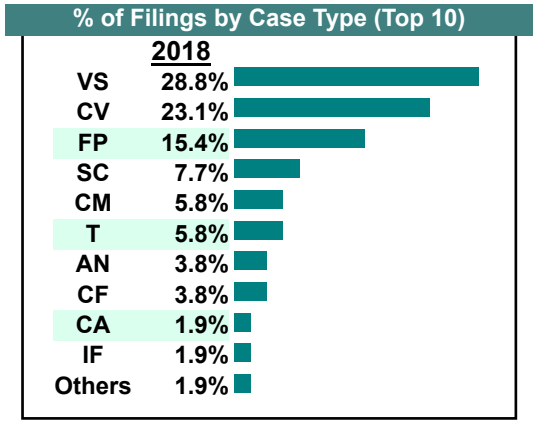
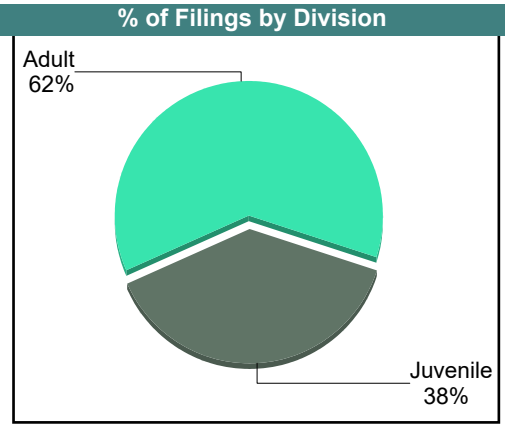
CASELOAD STATISTICS OF THE JUVENILE & DOMESTIC RELATIONS COURTS

August 2018

Floyd
District: 27

		<u>Filings</u>	<u>Hearings</u>	<u>Transactions</u>	<u>Concluded</u>	<u>Cont</u>
Adult						
Capias	CA	1	5	5	1	4
Felony	CF	2	2	2	0	2
Misdemeanor	CM	3	13	13	3	10
Family Abuse - Prot Order	FP	8	13	13	5	8
Show Cause	SC	3	20	20	11	9
Civil Support	VS	15	32	32	19	13
Adult Total		32	85	85	39	46
Juvenile						
Abuse or Neglect	AN	2	8	8	1	7
Custody Visitation	CV	12	55	55	42	13
Felony	DF	0	2	2	2	-
Misdemeanor	DM	0	5	5	1	4
Initial Foster Care	IF	1	1	1	1	-
Permanency	PH	1	1	1	1	-
Petition	PT	0	1	1	1	-
Show Cause	SC	1	2	2	1	1
Traffic	T	3	7	7	6	1
Juvenile Total		20	82	82	56	26
Floyd Totals		52	167	167	95	72

Calendared Filings		
	W	R
Week 1	█	
Week 2	█	
Week 3	█	█
Week 4	█	
Week 5	█	



CASELOAD STATISTICS OF THE JUVENILE & DOMESTIC RELATIONS COURTS

July 2018

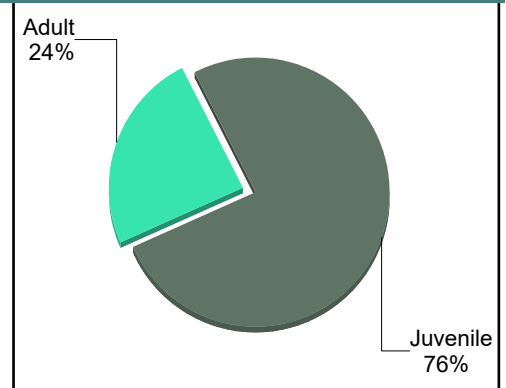
Floyd
District: 27

		<u>Filings</u>	<u>Hearings</u>	<u>Transactions</u>	<u>Concluded</u>	<u>Cont</u>
<u>Adult</u>						
Felony	CF	3	6	6	3	3
Misdemeanor	CM	6	13	13	1	12
Family Abuse - Prot Order	FP	2	5	5	2	3
Motion - Prot Order	MP	1	1	1	1	-
Show Cause	SC	0	1	1	1	-
Civil Support	VS	5	8	8	0	8
Adult Total		17	34	34	8	26
<u>Juvenile</u>						
Abuse or Neglect	AN	3	10	10	3	7
Custody Visitation	CV	37	53	53	7	46
Felony	DF	0	2	2	0	2
Misdemeanor	DM	1	4	4	1	3
Foster Care Review	FC	2	2	2	2	-
Initial Foster Care	IF	3	3	3	3	-
Permanency	PH	1	1	1	1	-
Petition	PT	3	3	3	0	3
Show Cause	SC	0	1	1	0	1
Traffic	T	3	3	4	2	2
Juvenile Total		53	82	83	19	64
Floyd Totals		70	116	117	27	90

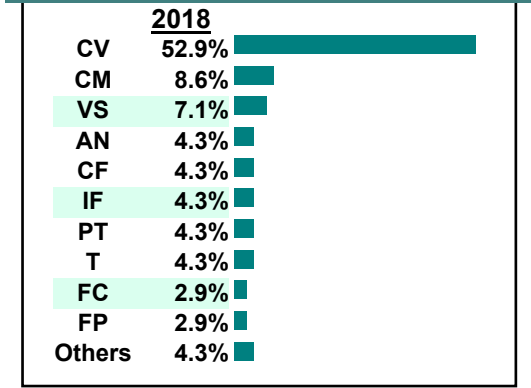
Calendared Filings

	M	W	R
Week 1		■	
Week 2		■	
Week 3	■	■	
Week 4	■		

% of Filings by Division



% of Filings by Case Type (Top 10)



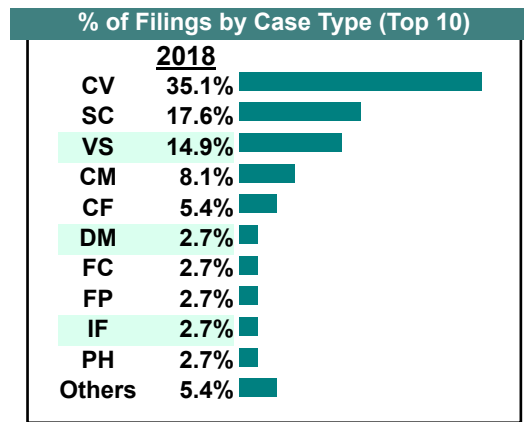
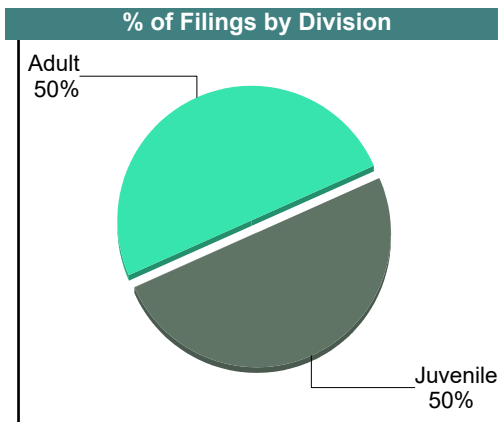
CASELOAD STATISTICS OF THE JUVENILE & DOMESTIC RELATIONS COURTS

June 2018

Floyd
District: 27

		<u>Filings</u>	<u>Hearings</u>	<u>Transactions</u>	<u>Concluded</u>	<u>Cont</u>
<u>Adult</u>						
Capias	CA	1	2	2	0	2
Felony	CF	4	7	7	1	6
Misdemeanor	CM	6	17	17	8	9
Family Abuse - Prot Order	FP	2	3	3	1	2
Show Cause	SC	13	27	27	9	18
Civil Support	VS	11	22	22	11	11
Adult Total		37	78	78	30	48
<u>Juvenile</u>						
Abuse or Neglect	AN	0	4	4	1	3
Custody Visitation	CV	26	52	52	20	30
Misdemeanor	DM	2	12	12	7	5
Entrustment	ET	1	1	1	0	1
Foster Care Review	FC	2	2	2	2	-
Initial Foster Care	IF	2	2	2	2	-
Permanency	PH	2	2	2	2	-
Show Cause	SC	0	2	2	2	-
Status	ST	0	2	2	0	2
Traffic	T	1	3	3	1	2
Term Parental Rights	TP	1	1	1	0	1
Juvenile Total		37	83	83	37	44
Floyd Totals		74	161	161	67	92

Calendared Filings			
	T	W	R
Week 1			
Week 2			
Week 3			
Week 4			

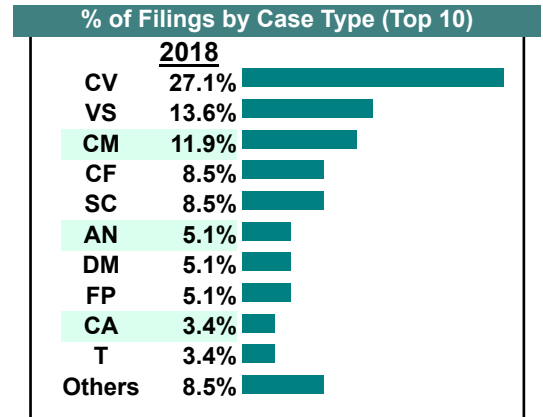
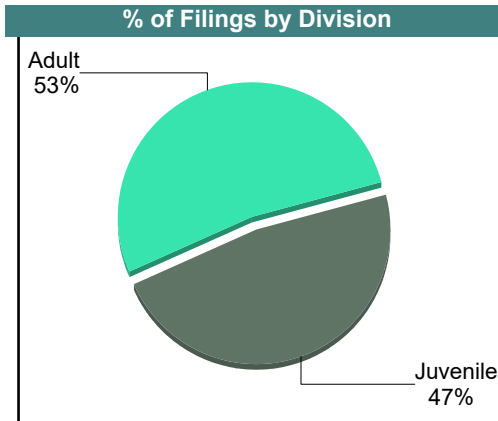



CASELOAD STATISTICS OF THE JUVENILE & DOMESTIC RELATIONS COURTS

May 2018

Floyd
District: 27

		<u>Filings</u>	<u>Hearings</u>	<u>Transactions</u>	<u>Concluded</u>	<u>Cont</u>
Adult						
Non-Family Abuse Prot Order	AP	0	1	1	1	-
Capias	CA	2	3	3	0	3
Felony	CF	5	10	10	5	5
Misdemeanor	CM	7	18	18	3	15
Family Abuse - Prot Order	FP	3	7	7	3	4
Other	OT	1	1	1	1	-
Show Cause	SC	5	7	7	0	7
Civil Support	VS	8	15	15	9	6
Adult Total		31	62	62	22	40
Juvenile						
Abuse or Neglect	AN	3	7	7	0	7
Non-Family Abuse Prot Order	AP	1	2	2	1	1
Custody Visitation	CV	16	61	61	37	24
Felony	DF	0	4	4	2	2
Misdemeanor	DM	3	11	11	5	6
Remand Custody	RC	1	1	1	1	-
Remand Visitation	RV	1	1	1	1	-
Status	ST	1	3	3	1	2
Traffic	T	2	6	6	4	2
Term Parental Rights	TP	0	8	8	8	-
Juvenile Total		28	104	104	60	44
Floyd Totals		59	166	166	82	84



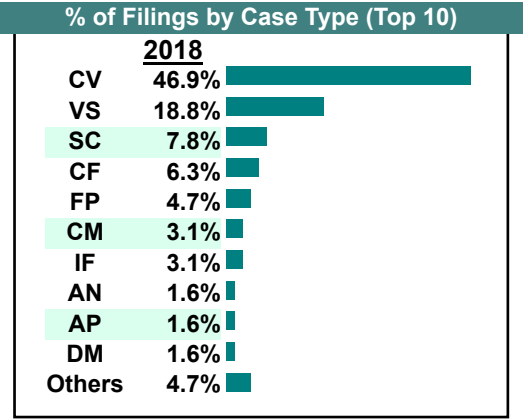
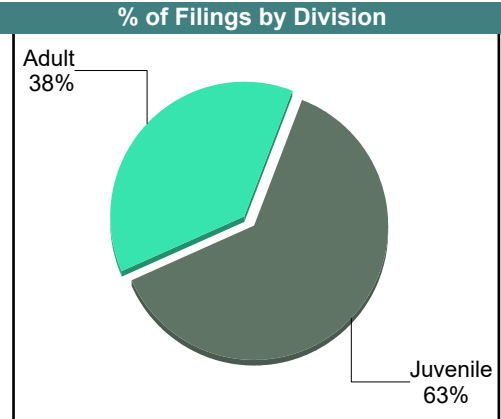
CASELOAD STATISTICS OF THE JUVENILE & DOMESTIC RELATIONS COURTS

April 2018

Floyd
District: 27

		<u>Filings</u>	<u>Hearings</u>	<u>Transactions</u>	<u>Concluded</u>	<u>Cont</u>
Adult						
Non-Family Abuse Prot Order	AP	1	1	1	0	1
Felony	CF	4	5	5	3	2
Misdemeanor	CM	2	5	5	2	3
Family Abuse - Prot Order	FP	3	5	5	4	1
Show Cause	SC	2	14	14	6	8
Civil Support	VS	12	22	22	13	9
Adult Total		24	52	52	28	24
Juvenile						
Abuse or Neglect	AN	1	8	8	6	2
Custody Visitation	CV	30	60	60	39	21
Misdemeanor	DM	1	15	15	5	10
Initial Foster Care	IF	2	2	2	2	-
Permanency	PH	1	1	1	1	-
Petition	PT	1	1	1	0	1
Show Cause	SC	3	4	4	0	4
Status	ST	0	2	2	1	1
Traffic	T	1	4	4	1	3
Term Parental Rights	TP	0	8	8	8	-
Juvenile Total		40	105	105	63	42
Floyd Totals		64	157	157	91	66

Calendared Filings				
	M	T	W	R
Week 1				
Week 2				
Week 3				
Week 4				



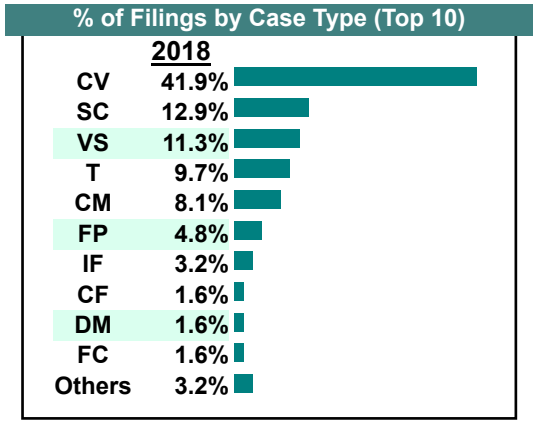
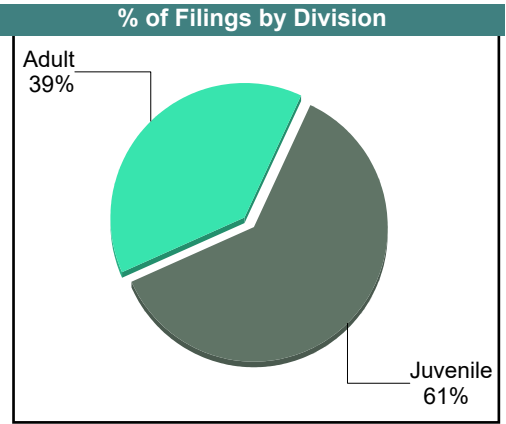
CASELOAD STATISTICS OF THE JUVENILE & DOMESTIC RELATIONS COURTS

March 2018

Floyd
District: 27

		<u>Filings</u>	<u>Hearings</u>	<u>Transactions</u>	<u>Concluded</u>	<u>Cont</u>
<u>Adult</u>						
Felony	CF	1	2	2	0	2
Misdemeanor	CM	5	17	17	7	10
Family Abuse - Prot Order	FP	3	5	5	2	3
Show Cause	SC	8	12	12	0	12
Civil Support	VS	7	15	15	7	8
Adult Total		24	51	51	16	35
<u>Juvenile</u>						
Abuse or Neglect	AN	0	9	9	5	4
Custody Visitation	CV	26	56	56	26	30
Felony	DF	0	1	1	0	1
Misdemeanor	DM	1	7	7	0	7
Foster Care Review	FC	1	2	2	1	1
Initial Foster Care	IF	2	2	2	2	-
Permanency	PH	1	1	1	1	-
Status	ST	1	4	4	0	4
Traffic	T	6	9	9	5	4
Voluntary Continuing Services Agreement	VA	0	1	1	1	-
Juvenile Total		38	92	92	41	51
Floyd Totals		62	143	143	57	86

Calendared Filings				
	M	W	R	F
Week 1				
Week 2				
Week 3				
Week 4				



CASELOAD STATISTICS OF THE JUVENILE & DOMESTIC RELATIONS COURTS

February 2018

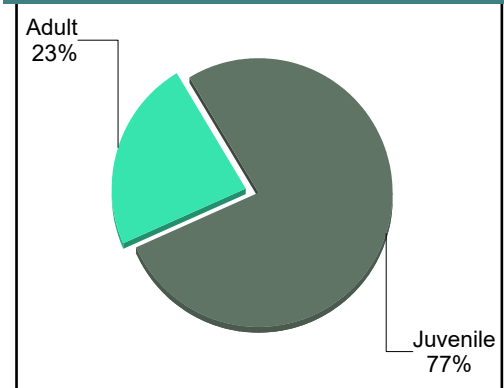
Floyd
District: 27

		<u>Filings</u>	<u>Hearings</u>	<u>Transactions</u>	<u>Concluded</u>	<u>Cont</u>
<u>Adult</u>						
Capias	CA	1	2	2	2	-
Felony	CF	4	5	5	4	1
Misdemeanor	CM	1	20	20	10	10
Family Abuse - Prot Order	FP	0	3	3	2	1
Motion - Prot Order	MP	1	1	1	1	-
Other	OT	0	1	1	1	-
Show Cause	SC	0	11	11	2	9
Civil Support	VS	9	15	15	5	10
Adult Total		16	58	58	27	31
<u>Juvenile</u>						
Abuse or Neglect	AN	6	13	13	0	13
Custody Visitation	CV	23	59	59	26	33
Felony	DF	1	6	6	0	6
Misdemeanor	DM	1	8	8	3	5
Foster Care Review	FC	1	1	1	1	-
Permanency	PH	5	9	9	9	-
Status	ST	1	2	2	0	2
Traffic	T	7	11	11	6	5
Term Parental Rights	TP	8	16	16	0	16
Juvenile Total		53	125	125	45	80
Floyd Totals		69	183	183	72	111

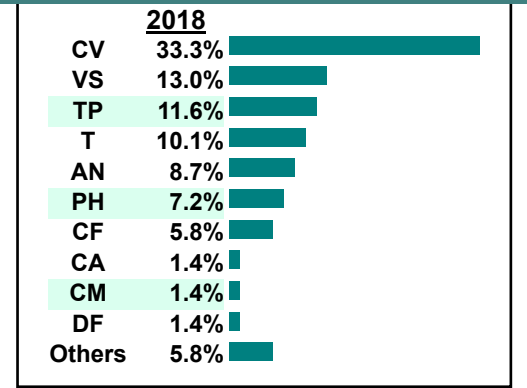
Calendared Filings

	T	W	R	F
Week 1				
Week 2				
Week 3				
Week 4				
Week 5				

% of Filings by Division



% of Filings by Case Type (Top 10)



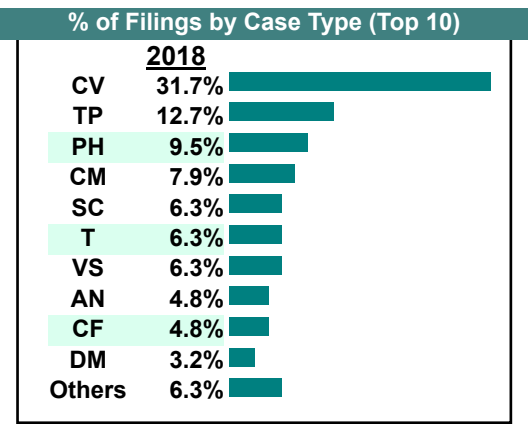
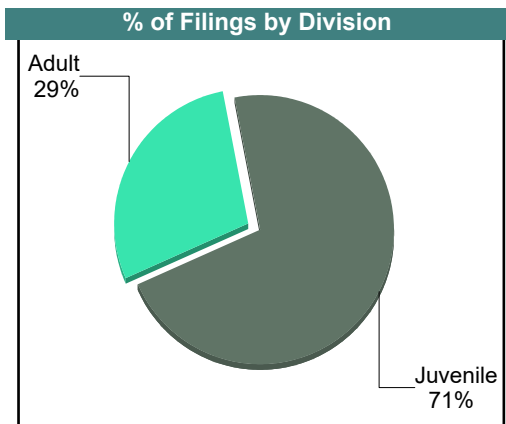
CASELOAD STATISTICS OF THE JUVENILE & DOMESTIC RELATIONS COURTS

January 2018

Floyd
District: 27

		<u>Filings</u>	<u>Hearings</u>	<u>Transactions</u>	<u>Concluded</u>	<u>Cont</u>
Adult						
Felony	CF	3	5	5	4	1
Misdemeanor	CM	5	16	16	3	13
Family Abuse - Prot Order	FP	2	4	4	1	3
Motion - Prot Order	MP	1	1	1	1	-
Other	OT	0	2	2	0	2
Show Cause	SC	3	4	4	2	2
Civil Support	VS	4	10	10	4	6
Adult Total		18	42	42	15	27
Juvenile						
Abuse or Neglect	AN	3	7	7	0	7
Custody Visitation	CV	20	74	74	27	47
Felony	DF	0	1	1	1	-
Misdemeanor	DM	2	6	6	3	3
Foster Care Review	FC	1	1	1	1	-
Permanency	PH	6	6	6	2	4
Show Cause	SC	1	1	1	1	-
Status	ST	0	2	2	0	2
Traffic	T	4	5	5	3	2
Term Parental Rights	TP	8	8	8	0	8
Juvenile Total		45	111	111	38	73
Floyd Totals		63	153	153	53	100

Calendared Filings				
	M	T	W	R
Week 1			■	
Week 2			■	■
Week 3		■	■	
Week 4			■	
Week 5	■		■	

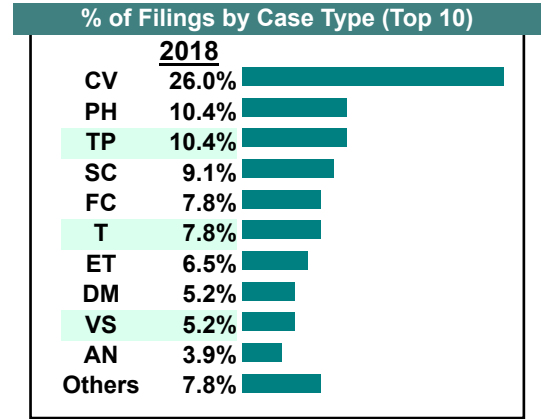
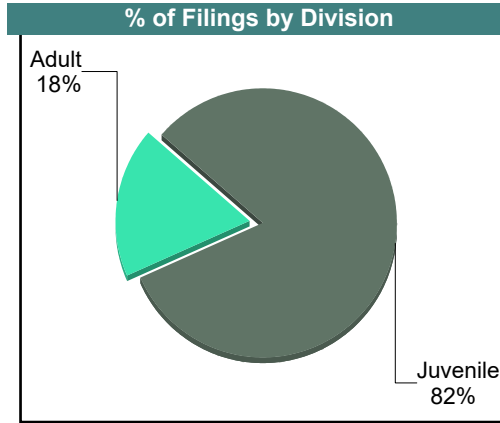
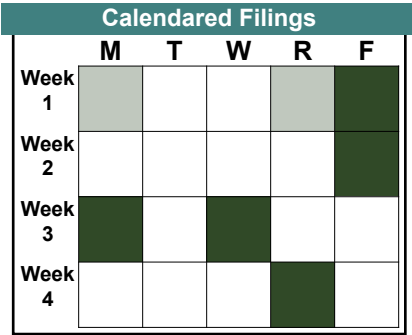


CASELOAD STATISTICS OF THE JUVENILE & DOMESTIC RELATIONS COURTS

December 2018

Galax
District: 27

		<u>Filings</u>	<u>Hearings</u>	<u>Transactions</u>	<u>Concluded</u>	<u>Cont</u>
Adult						
Non-Family Abuse Prot Order	AP	0	1	1	0	1
Capias	CA	2	7	7	3	4
Felony	CF	0	6	8	2	6
Misdemeanor	CM	2	26	26	12	14
Family Abuse - Prot Order	FP	0	1	1	0	1
Show Cause	SC	6	28	28	17	11
Civil Support	VS	4	12	12	7	5
Adult Total		14	81	83	41	42
Juvenile						
Abuse or Neglect	AN	3	10	10	0	10
Child in Need of Services	CS	0	1	1	1	-
Custody Visitation	CV	20	57	57	13	43
Misdemeanor	DM	4	15	15	6	9
Entrustment	ET	5	5	5	5	-
Foster Care Review	FC	6	6	6	6	-
Permanency	PH	8	8	8	8	-
Petition	PT	2	5	5	0	5
Show Cause	SC	1	1	1	0	1
Traffic	T	6	5	6	1	5
Term Parental Rights	TP	8	10	10	10	-
Truancy	TR	0	3	3	3	-
Juvenile Total		63	126	127	53	73
Galax Totals		77	207	210	94	115

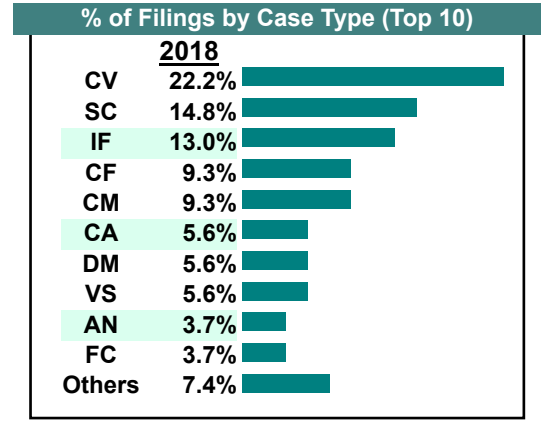
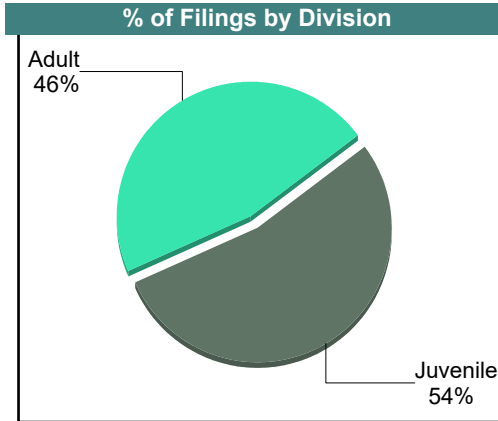



CASELOAD STATISTICS OF THE JUVENILE & DOMESTIC RELATIONS COURTS

November 2018

Galax
District: 27

		<u>Filings</u>	<u>Hearings</u>	<u>Transactions</u>	<u>Concluded</u>	<u>Cont</u>
Adult						
Non-Family Abuse Prot Order	AP	0	1	1	0	1
Capias	CA	3	4	4	0	4
Felony	CF	5	7	7	1	6
Misdemeanor	CM	5	12	12	5	7
Family Abuse - Prot Order	FP	1	1	1	0	1
Motion - Prot Order	MP	1	1	1	1	-
Show Cause	SC	7	14	14	4	10
Civil Support	VS	3	3	3	2	1
Adult Total		25	43	43	13	30
Juvenile						
Abuse or Neglect	AN	2	7	7	5	2
Capias	CA	0	1	1	0	1
Custody Visitation	CV	12	29	29	9	20
Felony	DF	0	2	2	2	-
Misdemeanor	DM	3	19	19	5	14
Foster Care Review	FC	2	2	2	2	-
Initial Foster Care	IF	7	7	7	7	-
Permanency	PH	2	2	2	2	-
Show Cause	SC	1	1	1	0	1
Traffic	T	0	2	2	2	-
Truancy	TR	0	1	1	0	1
Juvenile Total		29	73	73	34	39
Galax Totals		54	116	116	47	69



CASELOAD STATISTICS OF THE JUVENILE & DOMESTIC RELATIONS COURTS

October 2018

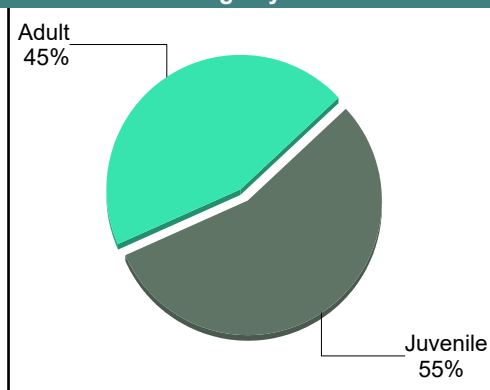
Galax
District: 27

		<u>Filings</u>	<u>Hearings</u>	<u>Transactions</u>	<u>Concluded</u>	<u>Cont</u>
Adult						
Non-Family Abuse Prot Order	AP	1	1	1	0	1
Felony	CF	0	4	4	3	1
Misdemeanor	CM	4	18	18	6	12
Family Abuse - Prot Order	FP	2	5	5	2	3
Motion - Prot Order	MP	2	2	2	2	-
Remand Support	RS	2	2	2	2	-
Show Cause	SC	6	23	23	9	14
Civil Support	VS	9	11	11	6	4
Adult Total		26	66	66	30	35
Juvenile						
Child in Need of Services	CS	0	1	1	0	1
Custody Visitation	CV	12	50	50	16	31
Felony	DF	2	5	5	2	3
Misdemeanor	DM	7	15	15	4	11
Permanency	PH	3	3	3	3	-
Remand Custody	RC	1	1	1	1	-
Remand Visitation	RV	1	1	1	1	-
Traffic	T	1	1	1	1	-
Term Parental Rights	TP	4	4	4	2	2
Truancy	TR	0	2	2	0	2
Voluntary Continuing Services Agreement	VA	1	1	1	1	-
Juvenile Total		32	84	84	31	50
Galax Totals		58	150	150	61	85

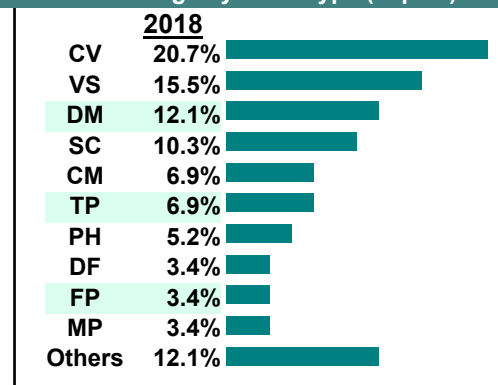
Calendared Filings

	M	T	R	F
Week 1				
Week 2				
Week 3				
Week 4				

% of Filings by Division



% of Filings by Case Type (Top 10)



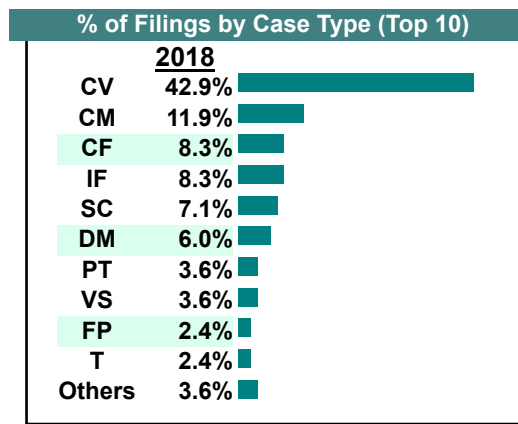
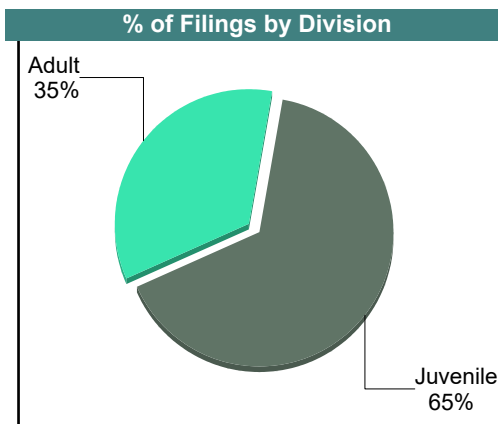
CASELOAD STATISTICS OF THE JUVENILE & DOMESTIC RELATIONS COURTS

September 2018

Galax
District: 27

		<u>Filings</u>	<u>Hearings</u>	<u>Transactions</u>	<u>Concluded</u>	<u>Cont</u>
<u>Adult</u>						
Capias	CA	1	4	4	3	1
Felony	CF	7	20	20	9	11
Misdemeanor	CM	10	43	43	16	26
Family Abuse - Prot Order	FP	2	3	3	1	2
Other	OT	0	2	2	0	2
Show Cause	SC	6	12	12	2	10
Civil Support	VS	3	5	5	3	2
Adult Total		29	89	89	34	54
<u>Juvenile</u>						
Abuse or Neglect	AN	0	12	12	7	5
Custody Visitation	CV	36	84	84	17	67
Felony	DF	0	4	4	0	4
Misdemeanor	DM	5	29	29	9	20
Foster Care Review	FC	1	1	1	1	-
Initial Foster Care	IF	7	7	7	7	-
Petition	PT	3	3	3	0	3
Traffic	T	2	3	3	1	2
Truancy	TR	1	2	2	0	2
Juvenile Total		55	145	145	42	103
Galax Totals		84	234	234	76	157

Calendared Filings			
	M	R	F
Week 1			
Week 2			
Week 3			
Week 4			

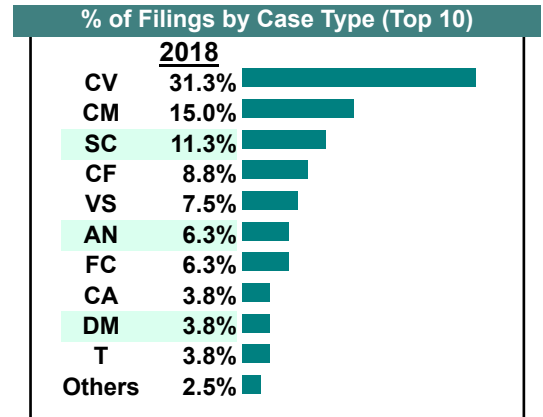
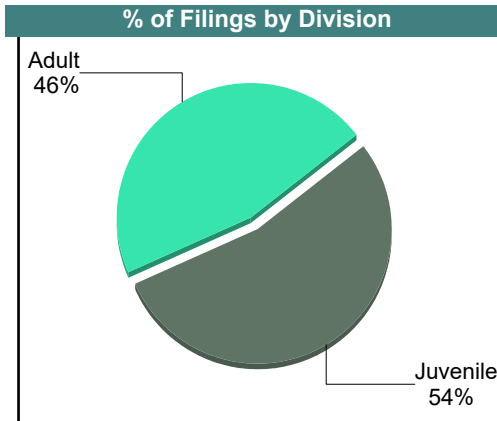



CASELOAD STATISTICS OF THE JUVENILE & DOMESTIC RELATIONS COURTS

August 2018

Galax
District: 27

		<u>Filings</u>	<u>Hearings</u>	<u>Transactions</u>	<u>Concluded</u>	<u>Cont</u>
Adult						
Capias	CA	3	7	7	4	3
Felony	CF	7	17	17	5	12
Misdemeanor	CM	12	35	35	5	30
Other	OT	0	4	4	2	2
Show Cause	SC	9	23	23	7	16
Civil Support	VS	6	12	12	7	5
Adult Total		37	98	98	30	68
Juvenile						
Abuse or Neglect	AN	5	8	8	0	8
Capias	CA	0	1	1	0	1
Child in Need of Services	CS	0	1	1	0	1
Custody Visitation	CV	25	61	61	27	34
Felony	DF	1	8	8	1	7
Misdemeanor	DM	3	24	24	7	17
Foster Care Review	FC	5	5	5	5	-
Petition	PT	1	1	1	1	-
Show Cause	SC	0	5	5	2	3
Traffic	T	3	3	3	0	3
Term Parental Rights	TP	0	1	1	1	-
Truancy	TR	0	3	3	1	2
Juvenile Total		43	121	121	45	76
Galax Totals		80	219	219	75	144

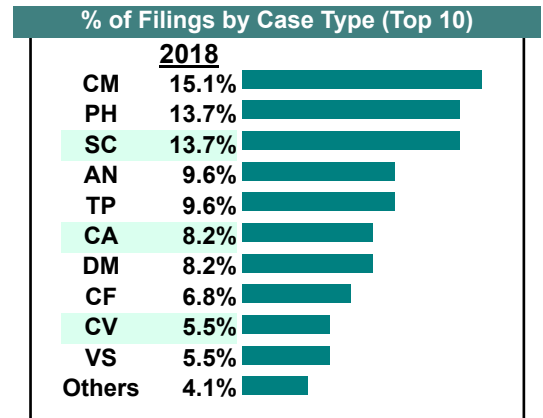
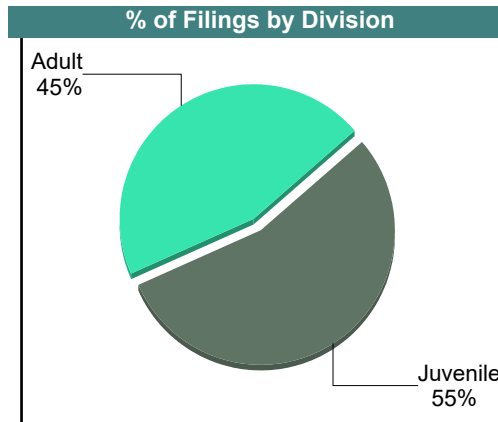



CASELOAD STATISTICS OF THE JUVENILE & DOMESTIC RELATIONS COURTS

July 2018

Galax
District: 27

		<u>Filings</u>	<u>Hearings</u>	<u>Transactions</u>	<u>Concluded</u>	<u>Cont</u>
<u>Adult</u>						
Capias	CA	5	10	10	3	7
Felony	CF	5	9	9	0	9
Misdemeanor	CM	11	17	17	4	13
Family Abuse - Prot Order	FP	0	3	3	3	-
Show Cause	SC	8	15	15	1	14
Civil Support	VS	4	5	5	4	1
Adult Total		33	59	59	15	44
<u>Juvenile</u>						
Abuse or Neglect	AN	7	14	14	0	14
Capias	CA	1	1	1	0	1
Custody Visitation	CV	4	38	38	15	23
Felony	DF	1	5	5	0	5
Misdemeanor	DM	6	21	21	2	19
Initial Foster Care	IF	2	2	2	2	-
Permanency	PH	10	10	10	10	-
Show Cause	SC	2	5	5	0	5
Traffic	T	0	3	3	3	-
Term Parental Rights	TP	7	7	7	6	1
Truancy	TR	0	2	2	0	2
Juvenile Total		40	108	108	38	70
Galax Totals		73	167	167	53	114



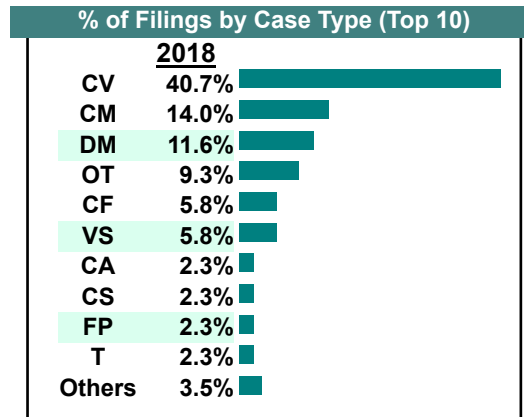
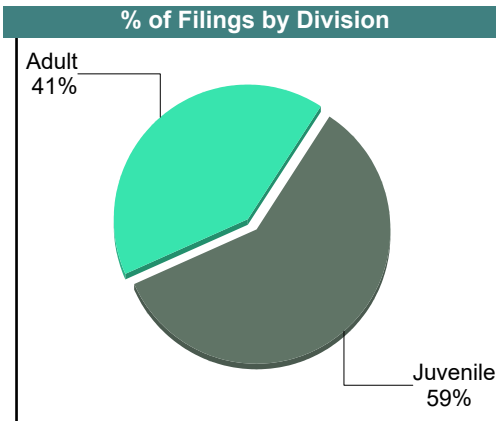
CASELOAD STATISTICS OF THE JUVENILE & DOMESTIC RELATIONS COURTS

June 2018

Galax
District: 27

		<u>Filings</u>	<u>Hearings</u>	<u>Transactions</u>	<u>Concluded</u>	<u>Cont</u>
<u>Adult</u>						
Capias	CA	2	6	6	3	3
Felony	CF	5	7	7	1	6
Misdemeanor	CM	12	30	30	10	20
Family Abuse - Prot Order	FP	2	5	5	2	3
Other	OT	8	11	11	7	4
Show Cause	SC	1	11	11	5	6
Civil Support	VS	5	12	12	6	6
Adult Total		35	82	82	34	48
<u>Juvenile</u>						
Abuse or Neglect	AN	0	2	2	2	-
Child in Need of Services	CS	2	3	3	2	1
Custody Visitation	CV	35	67	67	21	46
Felony	DF	1	5	5	0	5
Misdemeanor	DM	10	31	31	3	28
Show Cause	SC	0	1	1	0	1
Traffic	T	2	2	3	2	1
Truancy	TR	1	2	2	0	2
Juvenile Total		51	113	114	30	84
Galax Totals		86	195	196	64	132

Calendared Filings			
	M	R	F
Week 1			
Week 2			
Week 3			
Week 4			
Week 5			



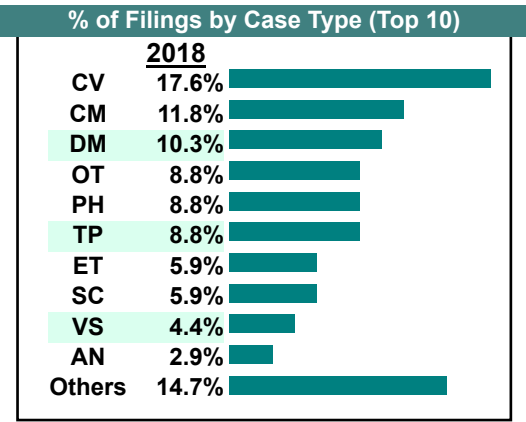
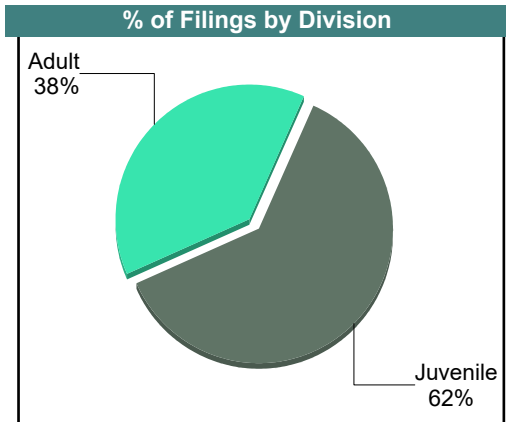
CASELOAD STATISTICS OF THE JUVENILE & DOMESTIC RELATIONS COURTS

May 2018

Galax
District: 27

		<u>Filings</u>	<u>Hearings</u>	<u>Transactions</u>	<u>Concluded</u>	<u>Cont</u>
<u>Adult</u>						
Bond Forfeiture	BF	1	1	1	1	-
Capias	CA	2	4	4	1	3
Felony	CF	1	8	8	6	2
Misdemeanor	CM	8	30	30	14	16
Family Abuse - Prot Order	FP	2	4	4	0	4
Other	OT	6	7	7	5	2
Show Cause	SC	3	9	9	3	6
Civil Support	VS	3	3	3	1	2
Adult Total		26	66	66	31	35
<u>Juvenile</u>						
Abuse or Neglect	AN	2	4	4	0	4
Non-Family Abuse Prot Order	AP	0	1	1	1	-
Custody Relief	CR	0	2	2	2	-
Child in Need of Services	CS	0	1	1	1	-
Custody Visitation	CV	12	49	49	24	25
Felony	DF	0	4	4	0	4
Misdemeanor	DM	7	12	12	1	11
Entrustment	ET	4	4	4	4	-
Foster Care Review	FC	1	1	1	1	-
Initial Foster Care	IF	2	2	2	2	-
Permanency	PH	6	6	6	6	-
Show Cause	SC	1	2	2	0	2
Traffic	T	1	1	1	0	1
Term Parental Rights	TP	6	6	6	6	-
Juvenile Total		42	95	95	48	47
Galax Totals		68	161	161	79	82

Calendared Filings				
	M	T	R	F
Week 1				
Week 2				
Week 3				
Week 4				
Week 5				



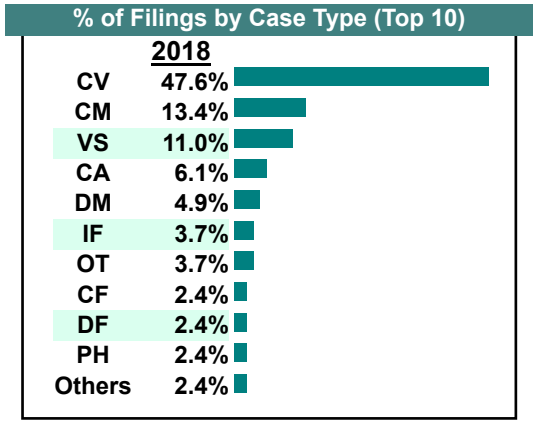
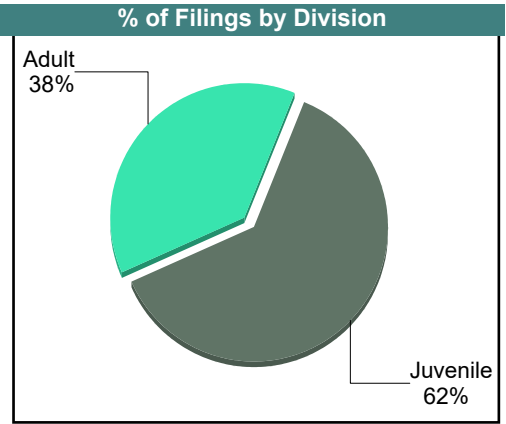
CASELOAD STATISTICS OF THE JUVENILE & DOMESTIC RELATIONS COURTS

April 2018

Galax
District: 27

		<u>Filings</u>	<u>Hearings</u>	<u>Transactions</u>	<u>Concluded</u>	<u>Cont</u>
<u>Adult</u>						
Capias	CA	5	9	9	3	6
Felony	CF	2	6	6	1	5
Misdemeanor	CM	11	26	26	6	20
Other	OT	3	3	3	1	2
Show Cause	SC	1	17	17	10	7
Civil Support	VS	9	16	16	9	7
Adult Total		31	77	77	30	47
<u>Juvenile</u>						
Abuse or Neglect	AN	0	2	2	2	-
Child in Need of Services	CS	0	1	1	0	1
Custody Visitation	CV	39	77	77	29	48
Felony	DF	2	4	4	1	3
Misdemeanor	DM	4	10	10	3	7
Initial Foster Care	IF	3	3	3	3	-
Permanency	PH	2	2	2	2	-
Traffic	T	1	2	3	3	-
Truancy	TR	0	1	1	0	1
Juvenile Total		51	102	103	43	60
Galax Totals		82	179	180	73	107

Calendared Filings				
	M	W	R	F
Week 1				
Week 2				
Week 3				
Week 4				

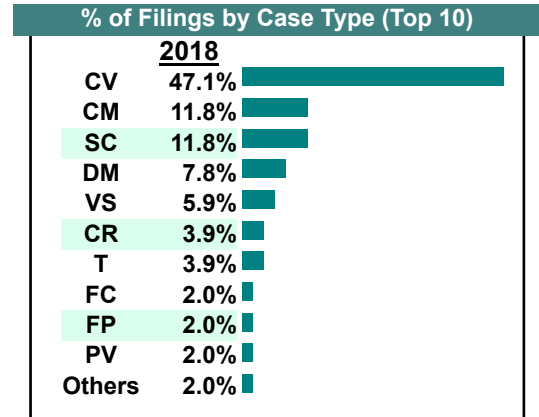
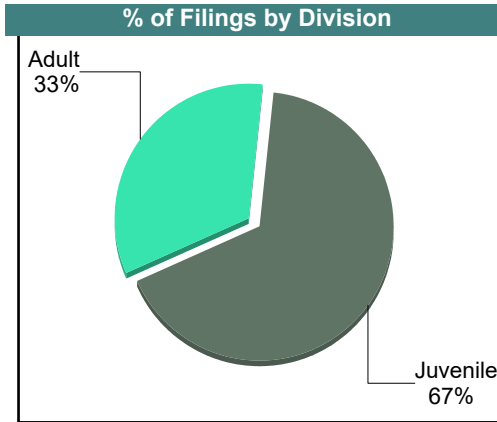
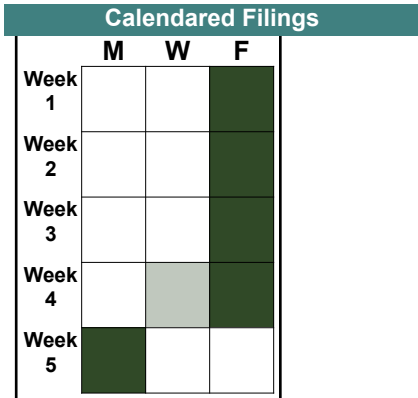


CASELOAD STATISTICS OF THE JUVENILE & DOMESTIC RELATIONS COURTS

March 2018

Galax
District: 27

		<u>Filings</u>	<u>Hearings</u>	<u>Transactions</u>	<u>Concluded</u>	<u>Cont</u>
<u>Adult</u>						
Capias	CA	0	2	2	2	-
Felony	CF	0	6	6	2	4
Misdemeanor	CM	6	23	23	7	16
Family Abuse - Prot Order	FP	1	5	5	3	2
Violation of PO	PV	1	1	1	1	-
Show Cause	SC	6	17	17	6	11
Civil Support	VS	3	3	3	1	2
Adult Total		17	57	57	22	35
<u>Juvenile</u>						
Abuse or Neglect	AN	0	2	2	0	2
Non-Family Abuse Prot Order	AP	0	1	1	0	1
Capias	CA	0	1	1	1	-
Custody Relief	CR	2	2	2	0	2
Child in Need of Services	CS	0	2	2	1	1
Custody Visitation	CV	24	76	76	63	13
Felony	DF	0	1	1	0	1
Misdemeanor	DM	4	16	16	7	9
Foster Care Review	FC	1	1	1	1	-
Petition	PT	0	1	1	1	-
Status	ST	0	1	1	1	-
Traffic	T	2	5	6	5	1
Truancy	TR	0	4	4	2	2
Voluntary Continuing Services Agreement	VA	1	1	1	1	-
Juvenile Total		34	114	115	83	32
Galax Totals		51	171	172	105	67



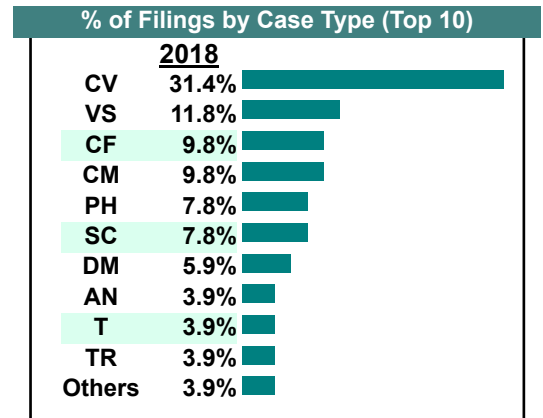
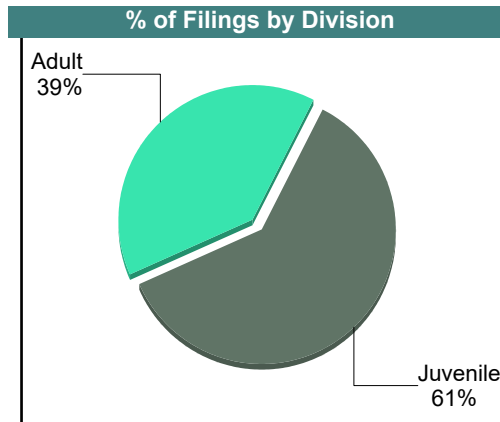
CASELOAD STATISTICS OF THE JUVENILE & DOMESTIC RELATIONS COURTS

February 2018

Galax
District: 27

		<u>Filings</u>	<u>Hearings</u>	<u>Transactions</u>	<u>Concluded</u>	<u>Cont</u>
<u>Adult</u>						
Capias	CA	0	3	3	1	2
Felony	CF	5	13	13	2	11
Misdemeanor	CM	5	26	26	6	20
Family Abuse - Prot Order	FP	0	2	2	1	1
Show Cause	SC	4	19	19	1	18
Civil Support	VS	6	15	15	11	4
Adult Total		20	78	78	22	56
<u>Juvenile</u>						
Abuse or Neglect	AN	2	4	4	0	4
Non-Family Abuse Prot Order	AP	1	1	1	0	1
Capias	CA	1	1	1	0	1
Child in Need of Services	CS	0	2	2	1	1
Custody Visitation	CV	16	43	43	15	28
Felony	DF	0	1	1	0	1
Misdemeanor	DM	3	8	8	2	6
Permanency	PH	4	4	4	4	-
Status	ST	0	1	1	0	1
Traffic	T	2	4	5	4	1
Truancy	TR	2	4	4	2	2
Juvenile Total		31	73	74	28	46
Galax Totals		51	151	152	50	102

	M	T	W	R	F
Week 1					
Week 2					
Week 3					
Week 4					

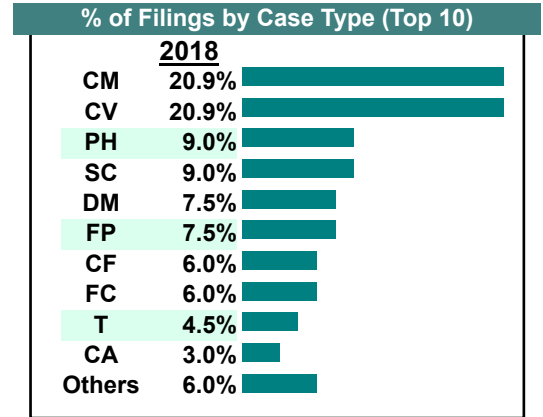
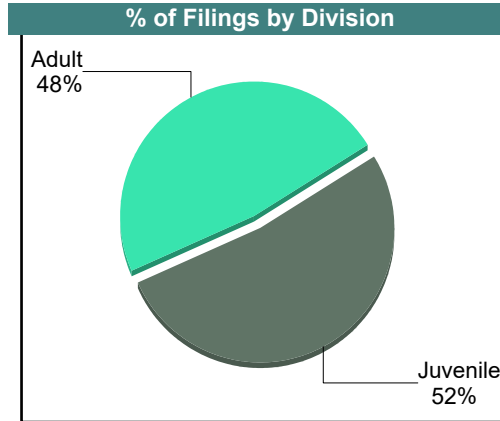
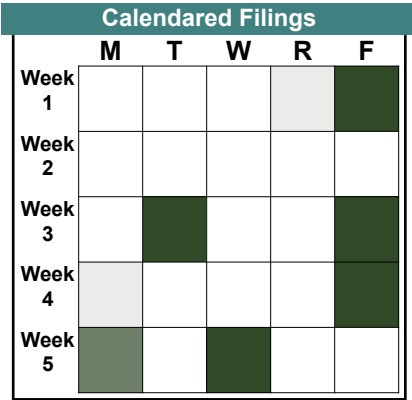


CASELOAD STATISTICS OF THE JUVENILE & DOMESTIC RELATIONS COURTS

January 2018

Galax
District: 27

		<u>Filings</u>	<u>Hearings</u>	<u>Transactions</u>	<u>Concluded</u>	<u>Cont</u>
<u>Adult</u>						
Capias	CA	2	5	5	3	2
Felony	CF	4	9	9	5	4
Misdemeanor	CM	14	29	29	8	21
Family Abuse - Prot Order	FP	5	9	9	4	5
Motion - Prot Order	MP	1	1	1	0	-
Show Cause	SC	6	13	13	1	12
Civil Support	VS	0	3	3	1	2
Adult Total		32	69	69	22	46
<u>Juvenile</u>						
Abuse or Neglect	AN	0	1	1	1	-
Child in Need of Services	CS	0	2	2	0	2
Custody Visitation	CV	14	41	41	12	29
Felony	DF	1	1	1	0	1
Misdemeanor	DM	5	12	12	6	6
Foster Care Review	FC	4	4	4	4	-
Initial Foster Care	IF	1	1	1	1	-
Permanency	PH	6	6	6	6	-
Status	ST	0	3	3	0	3
Traffic	T	3	12	12	10	2
Truancy	TR	0	7	7	3	4
Voluntary Continuing Services Agreement	VA	1	1	1	1	-
Juvenile Total		35	91	91	44	47
Galax Totals		67	160	160	66	93

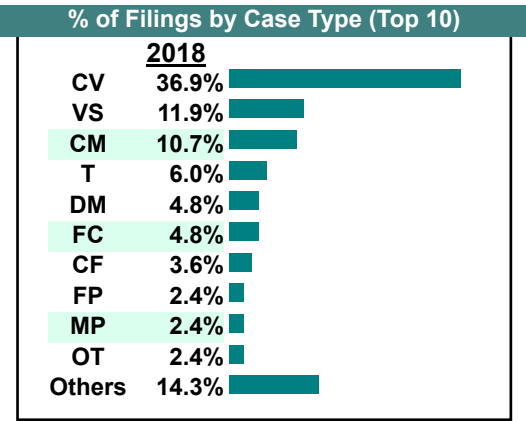
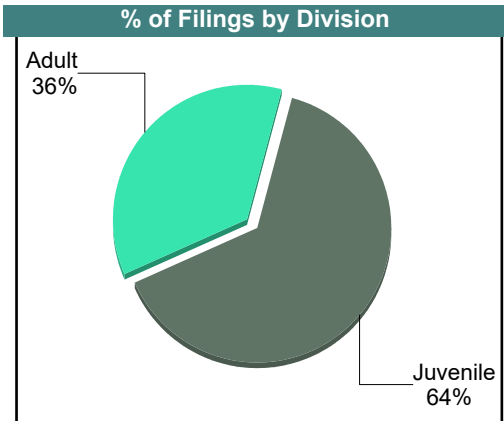
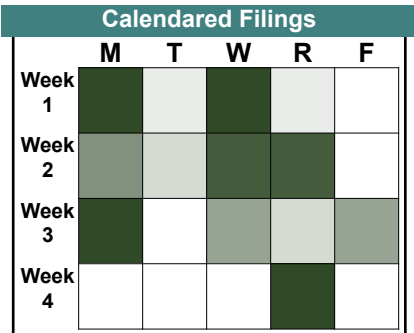


CASELOAD STATISTICS OF THE JUVENILE & DOMESTIC RELATIONS COURTS

December 2018

Giles
District: 27

		<u>Filings</u>	<u>Hearings</u>	<u>Transactions</u>	<u>Concluded</u>	<u>Cont</u>
<u>Adult</u>						
Non-Family Abuse Prot Order	AP	1	1	1	0	1
Capias	CA	1	4	4	2	2
Felony	CF	3	6	6	2	4
Misdemeanor	CM	9	29	29	12	17
Family Abuse - Prot Order	FP	2	4	4	2	2
Other	OT	2	2	2	0	2
Show Cause	SC	2	20	20	4	16
Civil Support	VS	10	17	17	7	10
Adult Total		30	83	83	29	54
<u>Juvenile</u>						
Abuse or Neglect	AN	1	12	12	8	4
Child in Need of Services	CS	1	1	1	0	1
Custody Visitation	CV	31	72	72	37	35
Felony	DF	1	2	2	0	2
Misdemeanor	DM	4	12	12	5	7
Foster Care Review	FC	4	4	4	3	1
Initial Foster Care	IF	1	1	1	1	-
Motion - Prot Order	MP	2	2	2	2	-
Remand Custody	RC	1	1	1	1	-
Status	ST	2	2	2	1	1
Traffic	T	5	5	6	2	4
Voluntary Continuing Services Agreement	VA	1	1	1	1	-
Juvenile Total		54	115	116	61	55
Giles Totals		84	198	199	90	109

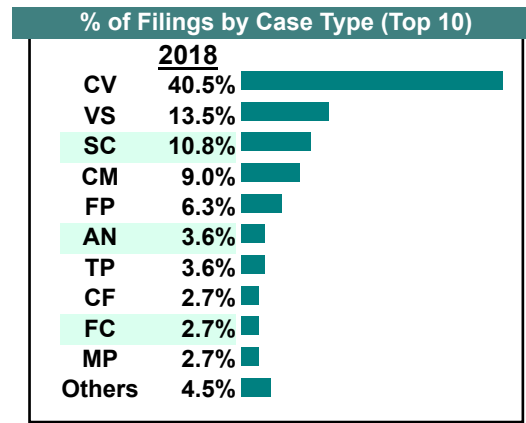
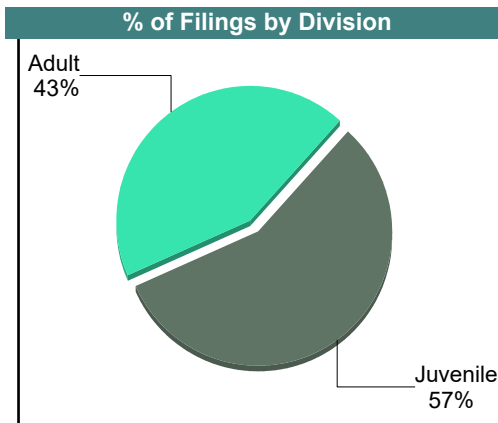



CASELOAD STATISTICS OF THE JUVENILE & DOMESTIC RELATIONS COURTS

November 2018

Giles
District: 27

		<u>Filings</u>	<u>Hearings</u>	<u>Transactions</u>	<u>Concluded</u>	<u>Cont</u>
<u>Adult</u>						
Capias	CA	1	3	3	0	3
Felony	CF	3	8	8	1	7
Misdemeanor	CM	10	25	25	3	22
Family Abuse - Prot Order	FP	7	12	12	4	8
Show Cause	SC	12	29	29	5	24
Civil Support	VS	15	21	21	15	6
Adult Total		48	98	98	28	70
<u>Juvenile</u>						
Abuse or Neglect	AN	4	9	9	0	9
Child in Need of Services	CS	0	2	2	2	-
Custody Visitation	CV	45	92	92	48	44
Felony	DF	0	3	3	1	2
Misdemeanor	DM	2	17	17	8	9
Foster Care Review	FC	3	4	4	3	1
Motion - Prot Order	MP	3	3	3	3	-
Petition	PT	1	1	1	1	-
Show Cause	SC	0	2	2	0	2
Status	ST	0	1	1	1	-
Traffic	T	0	5	5	4	1
Term Parental Rights	TP	4	4	4	0	4
Voluntary Continuing Services Agreement	VA	1	1	1	0	1
Juvenile Total		63	144	144	71	73
Giles Totals		111	242	242	99	143

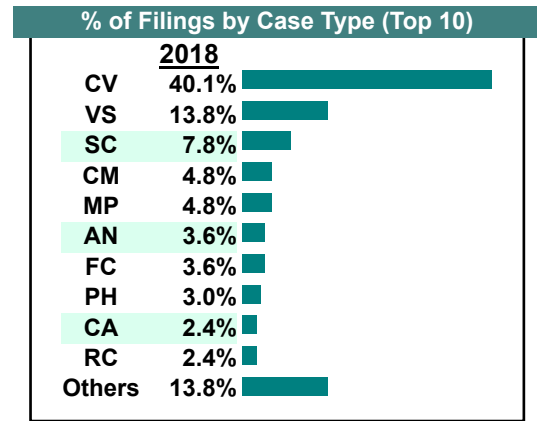
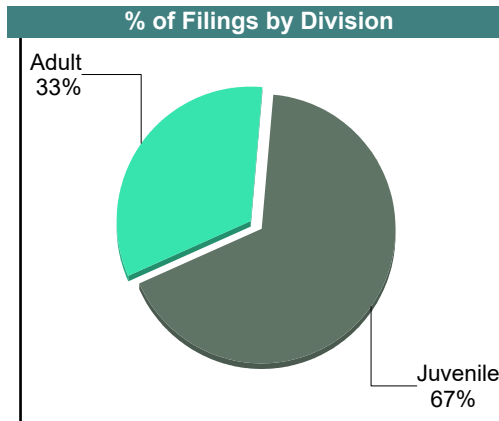



CASELOAD STATISTICS OF THE JUVENILE & DOMESTIC RELATIONS COURTS

October 2018

Giles
District: 27

		<u>Filings</u>	<u>Hearings</u>	<u>Transactions</u>	<u>Concluded</u>	<u>Cont</u>
<u>Adult</u>						
Capias	CA	4	8	8	5	3
Felony	CF	3	6	6	1	5
Misdemeanor	CM	8	40	40	16	24
Family Abuse - Prot Order	FP	1	5	5	4	1
Other	OT	1	1	1	1	-
Violation of PO	PV	1	1	1	1	-
Remand Support	RS	3	3	3	3	-
Show Cause	SC	11	33	33	12	21
Civil Support	VS	23	38	38	24	14
Adult Total		55	135	135	67	68
<u>Juvenile</u>						
Abuse or Neglect	AN	6	10	10	1	9
Child in Need of Services	CS	2	2	2	0	2
Custody Visitation	CV	67	155	155	64	91
Felony	DF	0	3	3	1	2
Misdemeanor	DM	2	18	18	9	9
Foster Care Review	FC	6	6	6	5	1
Initial Foster Care	IF	1	1	1	1	-
Motion - Prot Order	MP	8	8	8	8	-
Permanency	PH	5	5	5	5	-
Petition	PT	2	2	2	1	1
Remand Custody	RC	4	4	4	4	-
Remand Visitation	RV	4	4	4	4	-
Show Cause	SC	2	4	4	2	2
Traffic	T	2	7	8	7	1
Term Parental Rights	TP	0	4	4	4	-
Voluntary Continuing Services Agreement	VA	1	1	1	1	-
Juvenile Total		112	234	235	117	118
Giles Totals		167	369	370	184	186

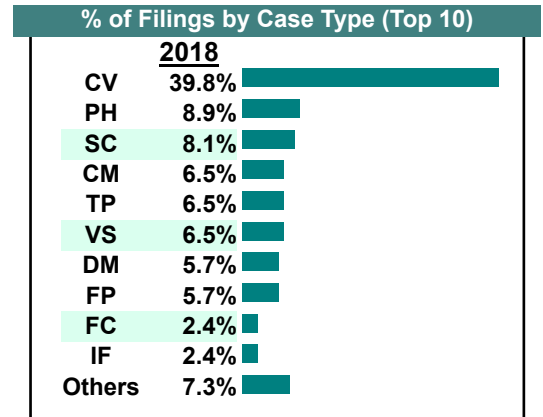
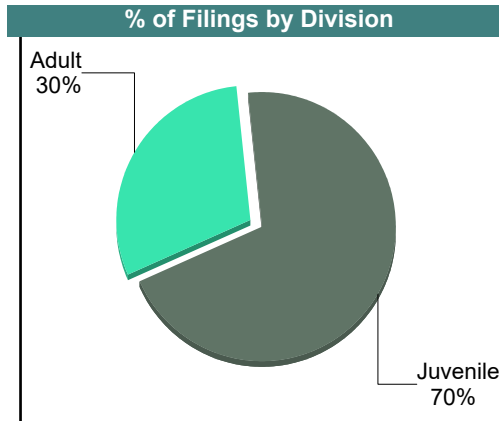
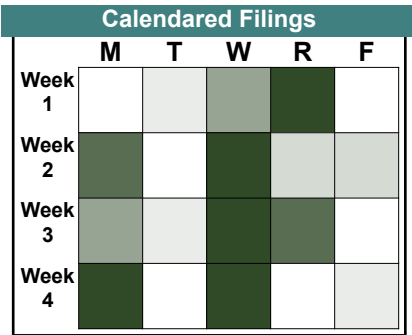


CASELOAD STATISTICS OF THE JUVENILE & DOMESTIC RELATIONS COURTS

September 2018

Giles
District: 27

		<u>Filings</u>	<u>Hearings</u>	<u>Transactions</u>	<u>Concluded</u>	<u>Cont</u>
<u>Adult</u>						
Capias	CA	2	5	5	2	3
Felony	CF	1	4	4	3	1
Misdemeanor	CM	8	30	30	11	19
Family Abuse - Prot Order	FP	7	14	14	6	8
Show Cause	SC	10	17	17	7	10
SL/Other	SL	1	1	1	1	-
Civil Support	VS	8	14	14	5	9
Adult Total		37	85	85	35	50
<u>Juvenile</u>						
Abuse or Neglect	AN	0	1	1	0	1
Non-Family Abuse Prot Order	AP	1	1	1	1	-
Custody Visitation	CV	49	134	134	81	51
Felony	DF	1	5	5	2	3
Misdemeanor	DM	7	14	14	4	10
Foster Care Review	FC	3	3	3	3	-
Initial Foster Care	IF	3	3	3	3	-
Motion - Prot Order	MP	0	3	3	3	-
Permanency	PH	11	12	12	12	-
Traffic	T	3	7	7	3	4
Term Parental Rights	TP	8	16	16	0	16
Juvenile Total		86	199	199	112	85
Giles Totals		123	284	284	147	135

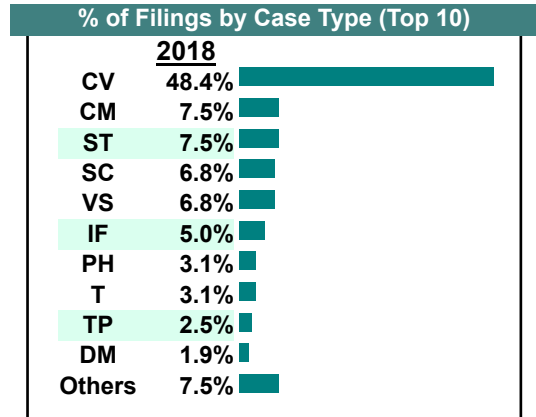
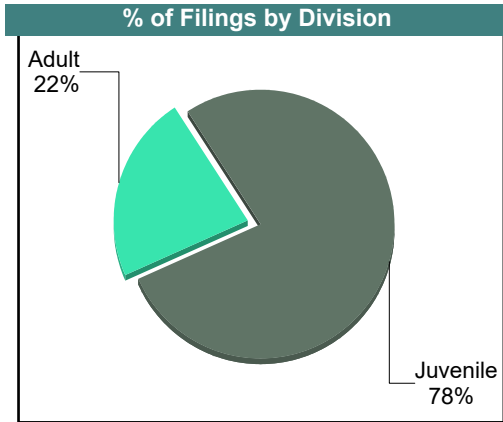
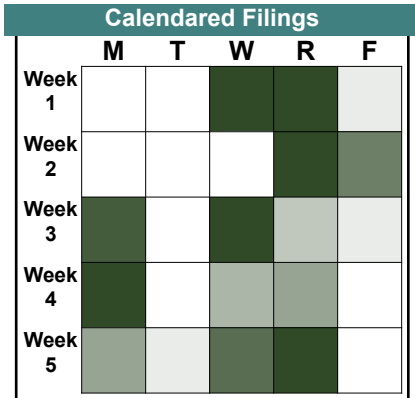


CASELOAD STATISTICS OF THE JUVENILE & DOMESTIC RELATIONS COURTS

August 2018

Giles
District: 27

		<u>Filings</u>	<u>Hearings</u>	<u>Transactions</u>	<u>Concluded</u>	<u>Cont</u>
<u>Adult</u>						
Capias	CA	1	4	4	2	2
Felony	CF	1	7	7	4	3
Misdemeanor	CM	12	31	31	8	23
Family Abuse - Prot Order	FP	2	4	4	2	2
Show Cause	SC	9	21	21	13	8
Civil Support	VS	11	15	15	8	7
Adult Total		36	82	82	37	45
<u>Juvenile</u>						
Abuse or Neglect	AN	1	22	22	14	8
Child in Need of Services	CS	0	1	1	1	-
Custody Visitation	CV	78	148	148	39	109
Misdemeanor	DM	3	12	12	5	7
Entrustment	ET	0	1	1	1	-
Foster Care Review	FC	2	2	2	2	-
Initial Foster Care	IF	8	9	9	9	-
Motion - Prot Order	MP	3	3	3	0	3
Permanency	PH	5	6	6	6	-
Remand Custody	RC	1	1	1	1	-
Show Cause	SC	2	3	3	1	2
Status	ST	12	12	12	12	-
Traffic	T	5	6	7	3	4
Term Parental Rights	TP	4	6	6	6	-
Voluntary Continuing Services Agreement	VA	1	1	1	1	-
Juvenile Total		125	233	234	101	133
Giles Totals		161	315	316	138	178

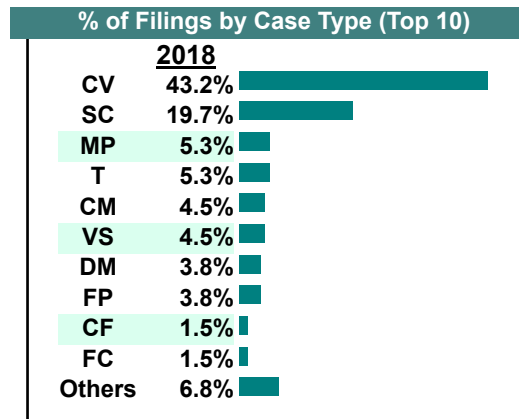
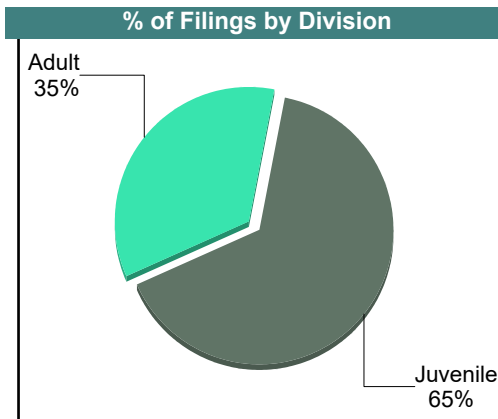



CASELOAD STATISTICS OF THE JUVENILE & DOMESTIC RELATIONS COURTS

July 2018

Giles
District: 27

		<u>Filings</u>	<u>Hearings</u>	<u>Transactions</u>	<u>Concluded</u>	<u>Cont</u>
<u>Adult</u>						
Capias	CA	1	5	5	1	4
Felony	CF	2	12	12	5	7
Misdemeanor	CM	6	27	27	11	16
Family Abuse - Prot Order	FP	5	5	5	3	2
Show Cause	SC	26	35	35	22	13
Civil Support	VS	6	12	12	8	4
Adult Total		46	96	96	50	46
<u>Juvenile</u>						
Abuse or Neglect	AN	1	17	17	4	13
Child in Need of Services	CS	0	1	1	0	1
Custody Visitation	CV	57	84	84	54	30
Felony	DF	0	8	8	0	8
Misdemeanor	DM	5	23	23	7	16
Entrustment	ET	1	1	1	0	1
Foster Care Review	FC	2	2	2	2	-
Initial Foster Care	IF	1	1	1	0	1
Motion - Prot Order	MP	7	7	7	7	-
Permanency	PH	1	1	1	0	1
Show Cause	SC	0	2	2	1	1
Traffic	T	7	14	15	8	7
Term Parental Rights	TP	2	6	6	1	5
Voluntary Continuing Services Agreement	VA	2	2	2	2	-
Juvenile Total		86	169	170	86	84
Giles Totals		132	265	266	136	130

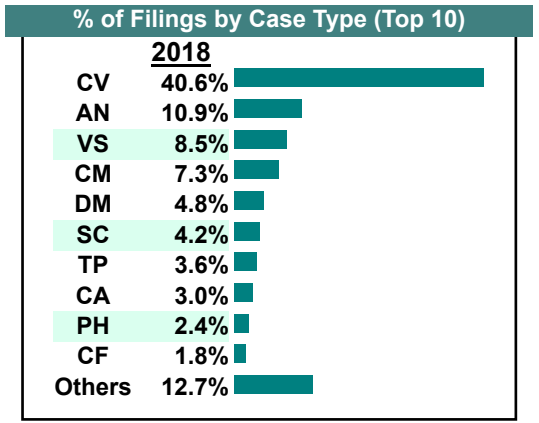
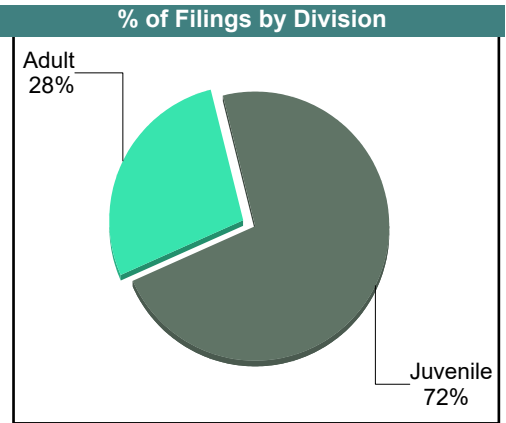
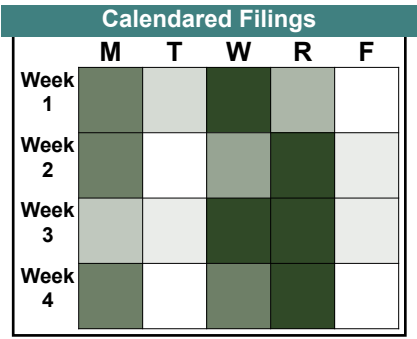


CASELOAD STATISTICS OF THE JUVENILE & DOMESTIC RELATIONS COURTS

June 2018

Giles
District: 27

		<u>Filings</u>	<u>Hearings</u>	<u>Transactions</u>	<u>Concluded</u>	<u>Cont</u>
<u>Adult</u>						
Capias	CA	5	9	9	3	6
Felony	CF	3	12	12	2	10
Misdemeanor	CM	12	37	37	10	27
Family Abuse - Prot Order	FP	1	4	4	3	1
Motion - Prot Order	MP	1	1	1	1	-
Violation Fam Abuse PO	PS	2	2	2	2	-
Violation of PO	PV	1	1	1	1	-
Show Cause	SC	7	23	23	15	8
Civil Support	VS	14	17	17	14	3
Adult Total		46	106	106	51	55
<u>Juvenile</u>						
Abuse or Neglect	AN	18	27	27	6	21
Custody Visitation	CV	67	107	107	70	37
Felony	DF	1	8	8	0	8
Misdemeanor	DM	8	25	25	7	18
Entrustment	ET	2	2	2	2	-
Foster Care Review	FC	3	3	3	3	-
Initial Foster Care	IF	3	3	3	3	-
Motion - Prot Order	MP	1	1	1	1	-
Permanency	PH	4	4	4	4	-
Petition	PT	2	2	2	2	-
Show Cause	SC	0	4	4	1	3
Status	ST	0	1	1	1	-
Traffic	T	2	5	5	3	2
Term Parental Rights	TP	6	16	16	3	13
Voluntary Continuing Services Agreement	VA	2	2	2	2	-
Juvenile Total		119	210	210	108	102
Giles Totals		165	316	316	159	157

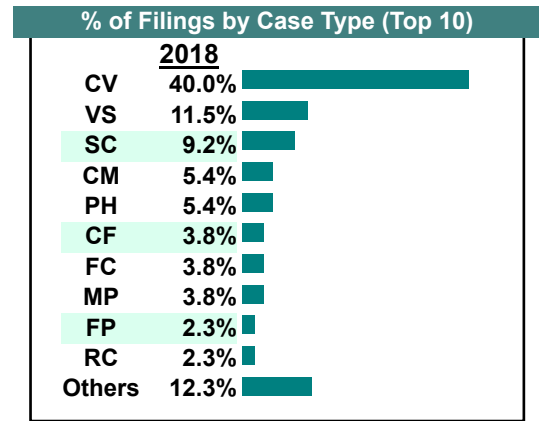
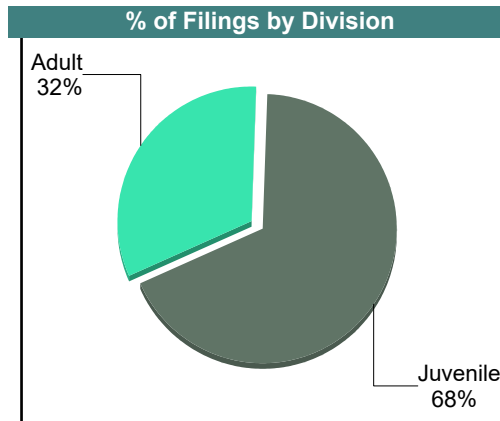
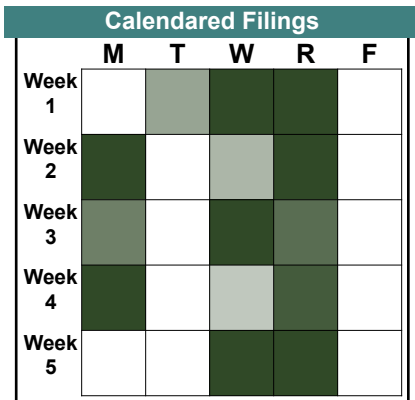


CASELOAD STATISTICS OF THE JUVENILE & DOMESTIC RELATIONS COURTS

May 2018

Giles
District: 27

		<u>Filings</u>	<u>Hearings</u>	<u>Transactions</u>	<u>Concluded</u>	<u>Cont</u>
Adult						
Capias	CA	1	4	4	2	2
Felony	CF	5	16	16	9	7
Misdemeanor	CM	7	23	23	6	17
Family Abuse - Prot Order	FP	3	8	8	5	3
Violation Fam Abuse PO	PS	1	1	1	1	-
Remand Support	RS	1	1	1	1	-
Show Cause	SC	8	27	27	11	16
SL/Other	SL	1	1	1	1	-
Civil Support	VS	15	23	23	18	5
Adult Total		42	104	104	54	50
Juvenile						
Abuse or Neglect	AN	0	2	2	2	-
Non-Family Abuse Prot Order	AP	1	2	2	1	1
Child in Need of Services	CS	2	2	2	1	1
Custody Visitation	CV	52	118	118	58	60
Felony	DF	0	17	17	6	11
Misdemeanor	DM	0	14	14	1	13
Foster Care Review	FC	5	5	5	5	-
Initial Foster Care	IF	2	2	2	2	-
Motion - Prot Order	MP	5	5	5	5	-
Permanency	PH	7	7	7	7	-
Remand Custody	RC	3	3	3	3	-
Show Cause	SC	4	4	4	2	2
Status	ST	2	3	3	2	1
Traffic	T	3	9	9	5	4
Term Parental Rights	TP	2	3	3	1	2
Truancy	TR	0	3	3	3	-
Juvenile Total		88	199	199	104	95
Giles Totals		130	303	303	158	145



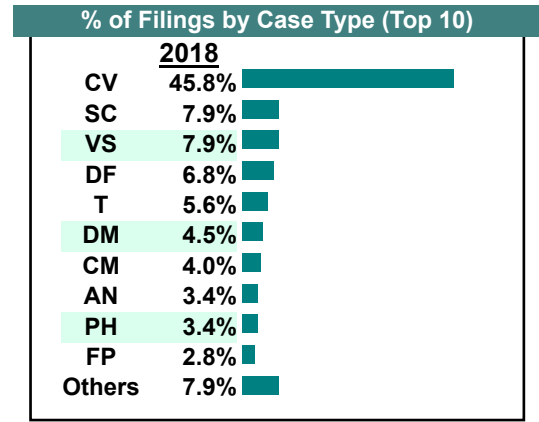
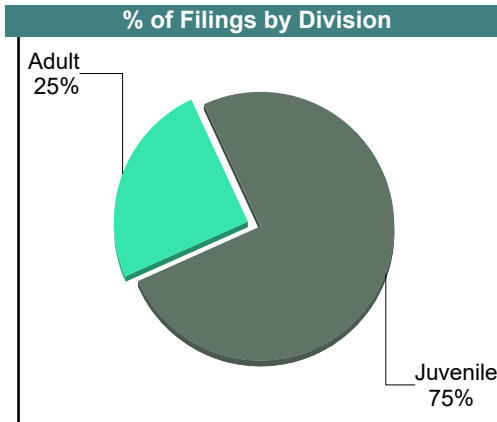
CASELOAD STATISTICS OF THE JUVENILE & DOMESTIC RELATIONS COURTS

April 2018

Giles
District: 27

		<u>Filings</u>	<u>Hearings</u>	<u>Transactions</u>	<u>Concluded</u>	<u>Cont</u>
<u>Adult</u>						
Capias	CA	2	3	3	1	2
Felony	CF	1	14	14	4	10
Misdemeanor	CM	7	32	32	7	25
Family Abuse - Prot Order	FP	5	11	11	5	6
Motion - Prot Order	MP	1	1	1	1	-
Remand Support	RS	0	1	1	1	-
Show Cause	SC	14	30	30	14	16
Civil Support	VS	14	24	24	17	7
Adult Total		44	116	116	50	66
<u>Juvenile</u>						
Abuse or Neglect	AN	6	21	21	7	14
Custody Visitation	CV	81	150	150	79	71
Felony	DF	12	12	12	0	12
Misdemeanor	DM	8	15	15	4	11
Foster Care Review	FC	4	4	4	4	-
Initial Foster Care	IF	3	3	3	3	-
Motion - Prot Order	MP	0	1	1	1	-
Permanency	PH	6	6	6	6	-
Petition	PT	0	6	6	6	-
Remand Custody	RC	2	5	5	5	-
Remand Visitation	RV	0	3	3	3	-
Status	ST	1	7	7	6	1
Traffic	T	10	15	15	5	10
Truancy	TR	0	1	1	1	-
Juvenile Total		133	249	249	130	119
Giles Totals		177	365	365	180	185

Calendared Filings					
	M	T	W	R	F
Week 1					
Week 2					
Week 3					
Week 4					
Week 5					

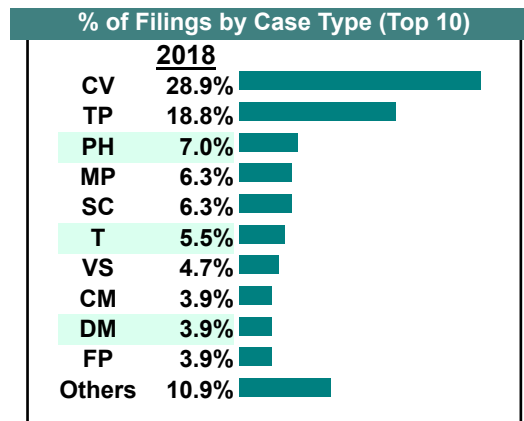
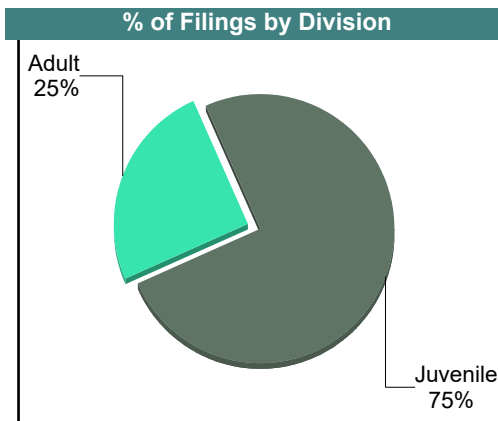



CASELOAD STATISTICS OF THE JUVENILE & DOMESTIC RELATIONS COURTS

March 2018

Giles
District: 27

		<u>Filings</u>	<u>Hearings</u>	<u>Transactions</u>	<u>Concluded</u>	<u>Cont</u>
Adult						
Capias	CA	3	3	3	2	1
Felony	CF	4	24	24	6	18
Misdemeanor	CM	5	32	32	9	23
Family Abuse - Prot Order	FP	5	13	13	4	9
Remand Support	RS	1	1	1	0	1
Show Cause	SC	8	23	23	4	19
Civil Support	VS	6	15	15	10	5
Adult Total		32	111	111	35	76
Juvenile						
Abuse or Neglect	AN	1	8	8	1	7
Custody Visitation	CV	37	94	94	35	59
Felony	DF	0	9	9	8	1
Misdemeanor	DM	5	15	15	8	7
Initial Foster Care	IF	2	2	2	2	-
Motion - Prot Order	MP	8	8	8	7	1
Permanency	PH	9	9	9	9	-
Remand Custody	RC	0	3	3	0	3
Remand Visitation	RV	0	3	3	0	3
Status	ST	2	5	5	1	4
Traffic	T	7	8	8	3	5
Term Parental Rights	TP	24	47	47	24	23
Truancy	TR	0	2	2	0	2
Voluntary Continuing Services Agreement	VA	1	1	1	1	-
Juvenile Total		96	214	214	99	115
Giles Totals		128	325	325	134	191

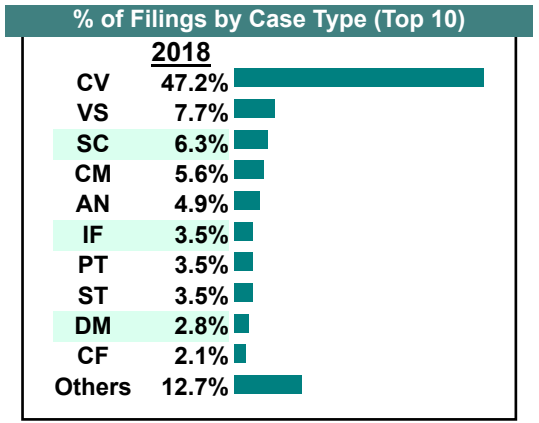
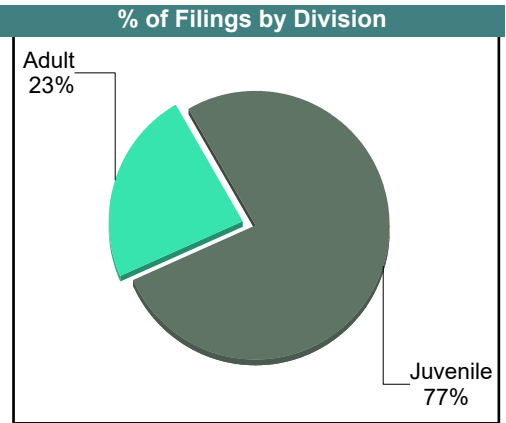



CASELOAD STATISTICS OF THE JUVENILE & DOMESTIC RELATIONS COURTS

February 2018

Giles
District: 27

		<u>Filings</u>	<u>Hearings</u>	<u>Transactions</u>	<u>Concluded</u>	<u>Cont</u>
<u>Adult</u>						
Non-Family Abuse Prot Order	AP	0	1	1	1	-
Capias	CA	0	2	2	0	2
Felony	CF	3	21	21	3	18
Misdemeanor	CM	8	43	43	18	25
Family Abuse - Prot Order	FP	1	6	6	2	4
Violation of PO	PV	1	1	1	1	-
Show Cause	SC	9	23	23	7	16
Civil Support	VS	11	17	17	9	8
Adult Total		33	114	114	41	73
<u>Juvenile</u>						
Abuse or Neglect	AN	7	12	12	3	9
Custody Visitation	CV	67	101	101	39	62
Felony	DF	0	2	2	0	2
Misdemeanor	DM	4	11	11	4	7
Entrustment	ET	3	3	3	3	-
Foster Care Review	FC	0	1	1	1	-
Initial Foster Care	IF	5	5	5	5	-
Motion - Prot Order	MP	2	2	2	2	-
Permanency	PH	3	3	3	3	-
Petition	PT	5	5	5	0	5
Show Cause	SC	0	1	1	0	1
Status	ST	5	6	6	2	4
Traffic	T	2	7	8	8	-
Term Parental Rights	TP	2	2	2	1	1
Truancy	TR	3	6	6	0	6
Voluntary Continuing Services Agreement	VA	1	1	1	1	-
Juvenile Total		109	168	169	72	97
Giles Totals		142	282	283	113	170

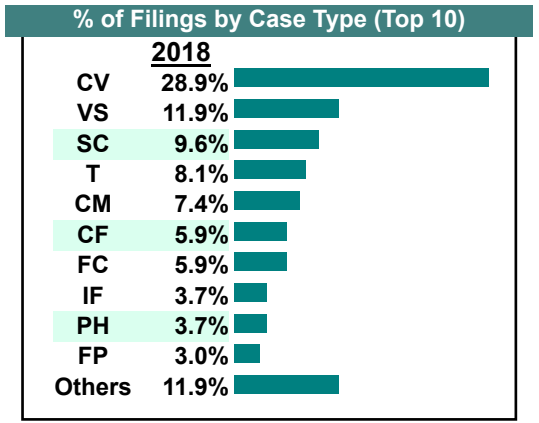
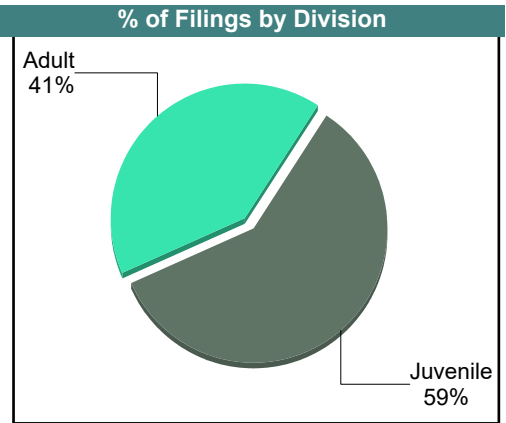



CASELOAD STATISTICS OF THE JUVENILE & DOMESTIC RELATIONS COURTS

January 2018

Giles
District: 27

		<u>Filings</u>	<u>Hearings</u>	<u>Transactions</u>	<u>Concluded</u>	<u>Cont</u>
<u>Adult</u>						
Non-Family Abuse Prot Order	AP	1	1	1	0	1
Capias	CA	2	5	5	2	3
Felony	CF	8	20	20	1	19
Misdemeanor	CM	10	24	24	3	21
Family Abuse - Prot Order	FP	4	5	5	1	4
Motion - Prot Order	MP	1	1	1	1	-
Show Cause	SC	12	28	28	10	18
SL/Other	SL	1	1	1	1	-
Civil Support	VS	16	24	24	13	11
Adult Total		55	109	109	32	77
<u>Juvenile</u>						
Abuse or Neglect	AN	2	16	16	10	6
Custody Visitation	CV	39	85	85	38	47
Felony	DF	2	12	12	2	10
Misdemeanor	DM	2	19	19	8	11
Foster Care Review	FC	8	8	8	7	1
Initial Foster Care	IF	5	5	5	5	-
Juv Support	JS	0	1	1	1	-
Permanency	PH	5	6	6	6	-
Petition	PT	0	2	2	1	1
Show Cause	SC	1	1	1	0	1
Status	ST	2	4	4	1	3
Traffic	T	11	12	15	10	5
Term Parental Rights	TP	2	6	6	4	2
Truancy	TR	0	1	1	0	1
Voluntary Continuing Services Agreement	VA	1	2	2	1	1
Juvenile Total		80	180	183	94	89
Giles Totals		135	289	292	126	166



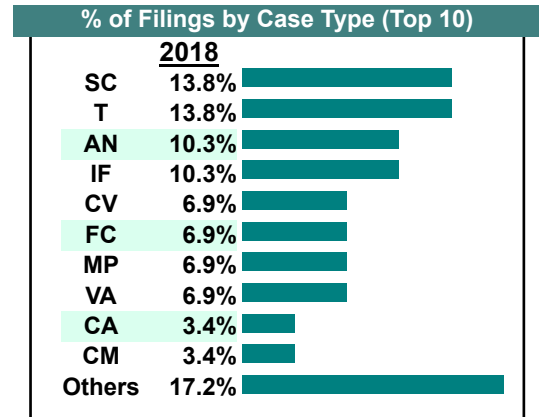
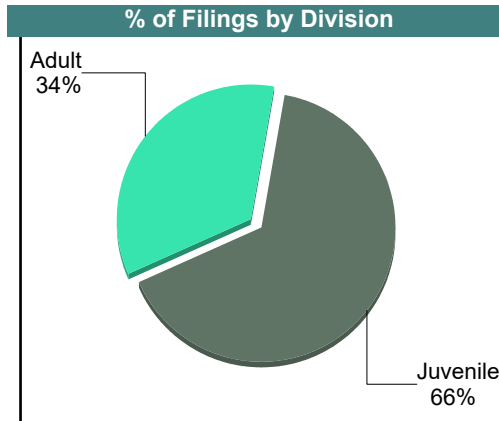
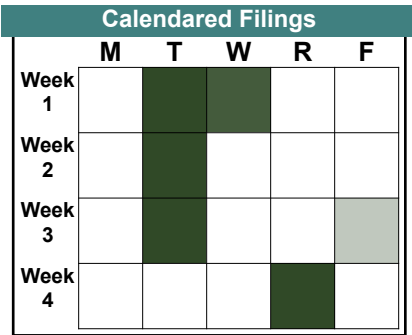
CASELOAD STATISTICS OF THE JUVENILE & DOMESTIC RELATIONS COURTS

December 2018

Grayson

District: 27

		<u>Filings</u>	<u>Hearings</u>	<u>Transactions</u>	<u>Concluded</u>	<u>Cont</u>
Adult						
Non-Family Abuse Prot Order	AP	0	1	1	0	1
Capias	CA	1	5	5	0	5
Felony	CF	0	9	9	0	9
Misdemeanor	CM	1	25	25	9	16
Family Abuse - Prot Order	FP	0	1	1	1	-
Motion - Prot Order	MP	2	2	2	2	-
Other	OT	1	1	1	0	1
Show Cause	SC	4	9	9	0	9
Civil Support	VS	1	2	2	1	1
Adult Total		10	55	55	13	42
Juvenile						
Abuse or Neglect	AN	3	12	12	3	9
Custody Visitation	CV	2	31	31	17	14
Misdemeanor	DM	1	7	7	4	3
Foster Care Review	FC	2	2	2	2	-
Initial Foster Care	IF	3	3	3	3	-
Permanency	PH	1	1	1	1	-
Traffic	T	4	5	5	0	5
Truancy	TR	1	1	1	0	1
Voluntary Continuing Services Agreement	VA	2	2	2	1	1
Juvenile Total		19	64	64	31	33
Grayson Totals		29	119	119	44	75



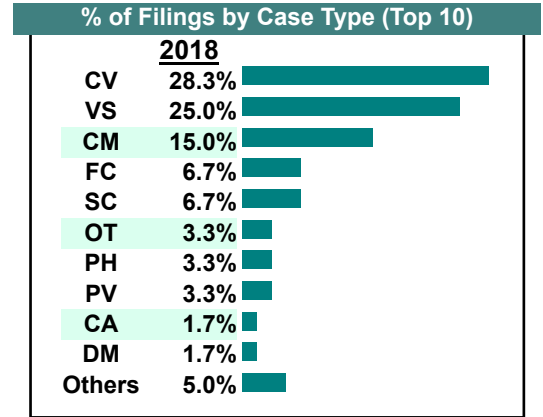
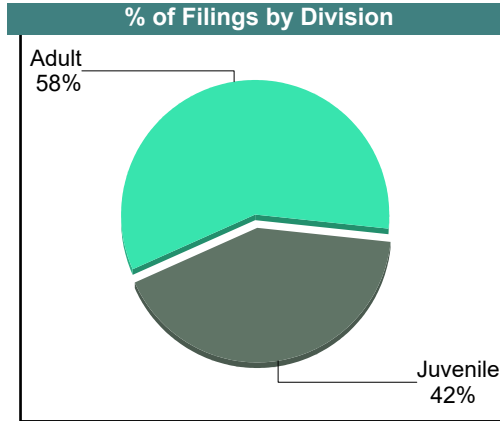
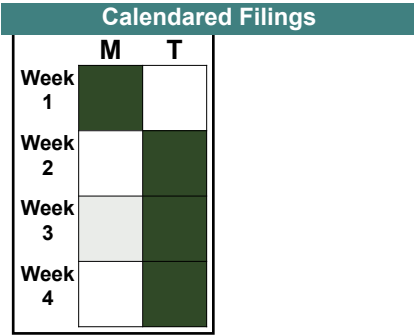
CASELOAD STATISTICS OF THE JUVENILE & DOMESTIC RELATIONS COURTS

Grayson

District: 27

November 2018

		<u>Filings</u>	<u>Hearings</u>	<u>Transactions</u>	<u>Concluded</u>	<u>Cont</u>
<u>Adult</u>						
Capias	CA	1	1	1	0	1
Felony	CF	0	2	2	1	1
Misdemeanor	CM	9	24	24	10	14
Family Abuse - Prot Order	FP	1	2	2	1	1
Other	OT	2	2	2	2	-
Violation of PO	PV	2	2	2	2	-
Show Cause	SC	4	16	16	1	15
SL/Other	SL	1	1	1	0	1
Civil Support	VS	15	23	23	14	9
Adult Total		35	73	73	31	42
<u>Juvenile</u>						
Abuse or Neglect	AN	0	5	5	2	3
Custody Visitation	CV	17	76	76	12	61
Felony	DF	0	1	1	1	-
Misdemeanor	DM	1	7	7	3	4
Foster Care Review	FC	4	4	4	4	-
Initial Foster Care	IF	1	1	1	1	-
Permanency	PH	2	2	2	2	-
Petition	PT	0	1	1	1	-
Traffic	T	0	5	5	4	1
Juvenile Total		25	102	102	30	69
Grayson Totals		60	175	175	61	111



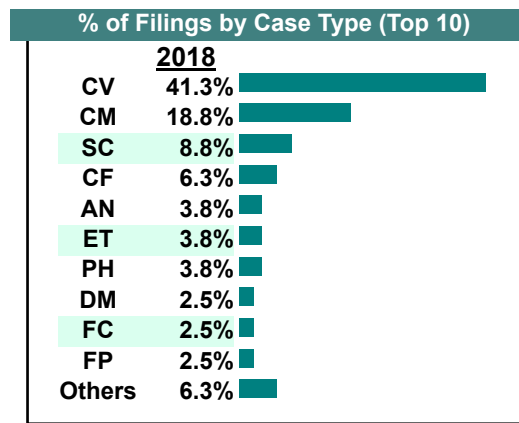
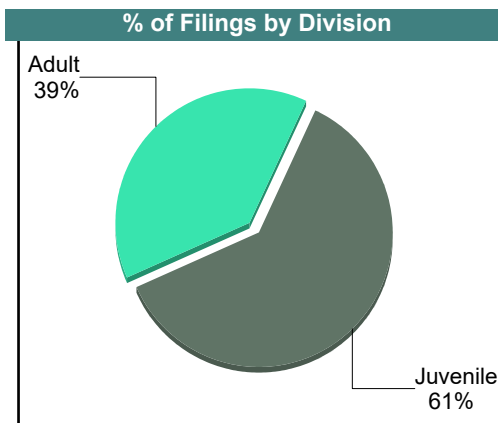

CASELOAD STATISTICS OF THE JUVENILE & DOMESTIC RELATIONS COURTS

October 2018

Grayson

District: 27

		<u>Filings</u>	<u>Hearings</u>	<u>Transactions</u>	<u>Concluded</u>	<u>Cont</u>
<u>Adult</u>						
Non-Family Abuse Prot Order	AP	0	1	1	0	1
Capias	CA	1	2	2	0	2
Felony	CF	5	13	13	4	9
Misdemeanor	CM	15	37	37	8	29
Family Abuse - Prot Order	FP	2	8	8	4	4
Show Cause	SC	7	18	18	2	16
Civil Support	VS	1	4	4	1	2
Adult Total		31	83	83	19	63
<u>Juvenile</u>						
Abuse or Neglect	AN	3	10	10	2	8
Non-Family Abuse Prot Order	AP	0	1	1	1	-
Custody Visitation	CV	33	84	84	24	56
Felony	DF	0	3	3	2	1
Misdemeanor	DM	2	12	12	6	6
Entrustment	ET	3	3	3	3	-
Foster Care Review	FC	2	2	2	2	-
Initial Foster Care	IF	2	3	3	2	1
Permanency	PH	3	3	3	3	-
Status	ST	0	1	1	0	1
Traffic	T	0	2	2	1	1
Term Parental Rights	TP	1	1	1	1	-
Truancy	TR	0	1	1	1	-
Juvenile Total		49	126	126	48	74
Grayson Totals		80	209	209	67	137



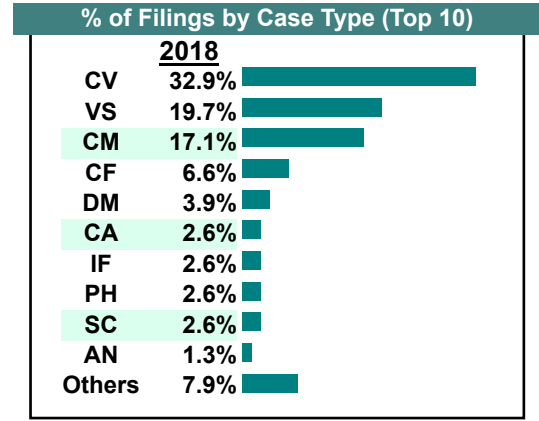
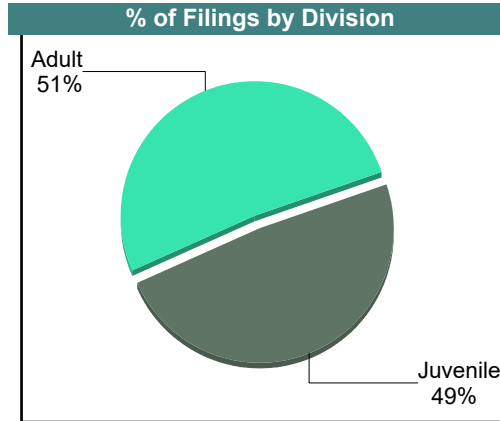
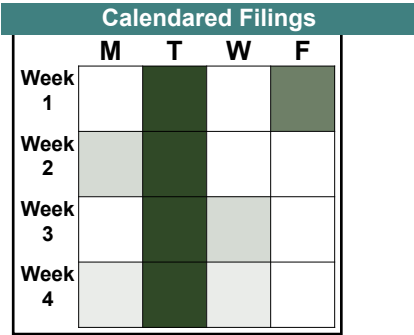
CASELOAD STATISTICS OF THE JUVENILE & DOMESTIC RELATIONS COURTS

September 2018

Grayson

District: 27

		<u>Filings</u>	<u>Hearings</u>	<u>Transactions</u>	<u>Concluded</u>	<u>Cont</u>
<u>Adult</u>						
Capias	CA	2	2	2	1	1
Felony	CF	5	18	19	7	12
Misdemeanor	CM	13	31	31	10	21
Family Abuse - Prot Order	FP	1	2	2	1	1
Motion - Prot Order	MP	0	1	1	1	-
Other	OT	0	1	1	1	-
Violation of PO	PV	1	1	1	1	-
Show Cause	SC	2	19	19	10	9
Civil Support	VS	15	23	23	11	12
Adult Total		39	98	99	43	56
<u>Juvenile</u>						
Abuse or Neglect	AN	1	9	9	2	7
Non-Family Abuse Prot Order	AP	1	1	1	0	1
Child in Need of Services	CS	0	1	1	1	-
Custody Visitation	CV	25	41	41	14	27
Misdemeanor	DM	3	5	5	1	4
Foster Care Review	FC	1	1	1	1	-
Initial Foster Care	IF	2	2	2	2	-
Permanency	PH	2	2	2	2	-
Traffic	T	1	2	2	0	2
Voluntary Continuing Services Agreement	VA	1	1	1	1	-
Juvenile Total		37	65	65	24	41
Grayson Totals		76	163	164	67	97



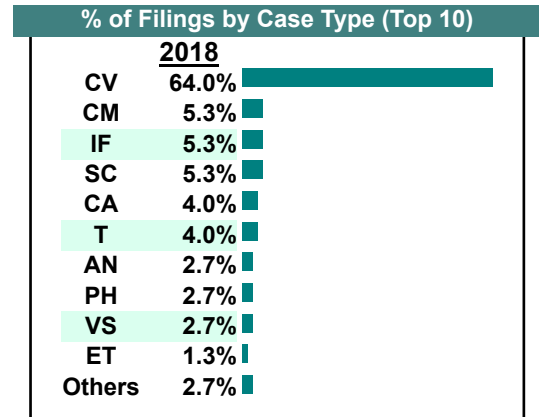
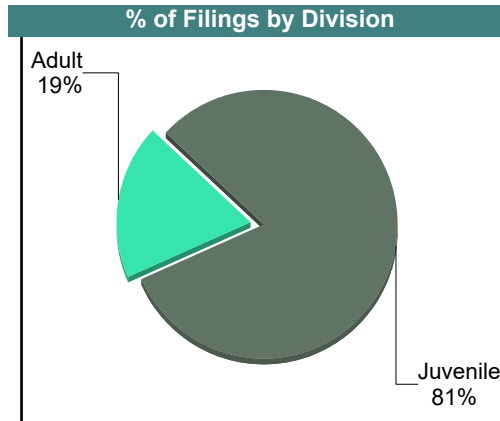
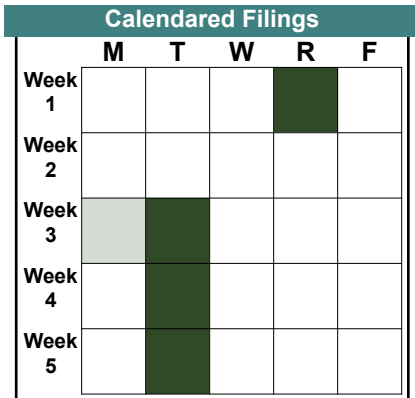
CASELOAD STATISTICS OF THE JUVENILE & DOMESTIC RELATIONS COURTS

Grayson

District: 27

August 2018

		<u>Filings</u>	<u>Hearings</u>	<u>Transactions</u>	<u>Concluded</u>	<u>Cont</u>
Adult						
Capias	CA	3	8	8	6	2
Misdemeanor	CM	4	18	18	10	8
Family Abuse - Prot Order	FP	0	2	2	1	1
Motion - Prot Order	MP	1	1	1	0	1
Other	OT	0	5	5	5	-
Show Cause	SC	4	12	12	6	6
Civil Support	VS	2	3	3	0	3
Adult Total		14	49	49	28	21
Juvenile						
Abuse or Neglect	AN	2	19	19	10	9
Non-Family Abuse Prot Order	AP	0	1	1	1	-
Custody Visitation	CV	48	92	92	39	53
Felony	DF	0	4	4	1	3
Misdemeanor	DM	0	15	15	11	4
Entrustment	ET	1	1	1	1	-
Foster Care Review	FC	1	1	1	1	-
Initial Foster Care	IF	4	4	4	4	-
Permanency	PH	2	2	2	2	-
Petition	PT	0	1	1	0	1
Traffic	T	3	6	7	3	4
Juvenile Total		61	146	147	73	74
Grayson Totals		75	195	196	101	95



CASELOAD STATISTICS OF THE JUVENILE & DOMESTIC RELATIONS COURTS

July 2018

Grayson

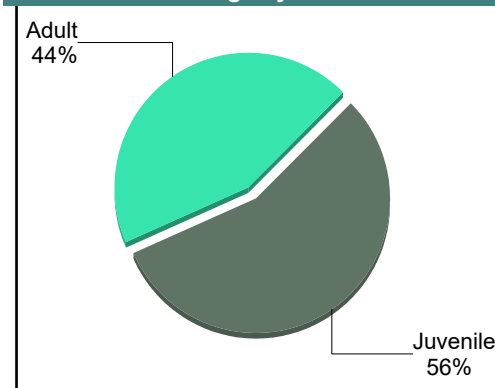
District: 27

		<u>Filings</u>	<u>Hearings</u>	<u>Transactions</u>	<u>Concluded</u>	<u>Cont</u>
Adult						
Non-Family Abuse Prot Order	AP	0	1	1	0	1
Capias	CA	1	3	3	0	3
Felony	CF	4	10	10	0	10
Misdemeanor	CM	8	23	23	3	20
Family Abuse - Prot Order	FP	4	8	8	3	5
Other	OT	2	2	2	1	1
Show Cause	SC	5	26	26	11	15
Civil Support	VS	14	18	18	10	8
Adult Total		38	91	91	28	63
Juvenile						
Abuse or Neglect	AN	4	13	13	1	12
Custody Relief	CR	1	1	1	1	-
Child in Need of Services	CS	1	1	1	0	1
Custody Visitation	CV	31	55	55	10	45
Felony	DF	0	6	6	0	6
Misdemeanor	DM	4	12	12	5	7
Foster Care Review	FC	1	1	1	1	-
Initial Foster Care	IF	2	2	2	2	-
Permanency	PH	3	3	3	3	-
Traffic	T	1	4	4	4	-
Truancy	TR	0	2	2	0	2
Juvenile Total		48	100	100	27	73
Grayson Totals		86	191	191	55	136

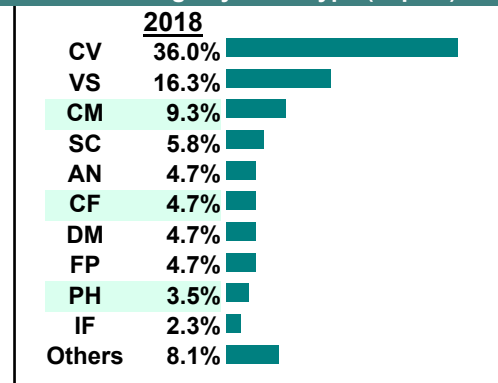
Calendared Filings

	M	T	R	F
Week 1				
Week 2				
Week 3				
Week 4				

% of Filings by Division



% of Filings by Case Type (Top 10)



CASELOAD STATISTICS OF THE JUVENILE & DOMESTIC RELATIONS COURTS

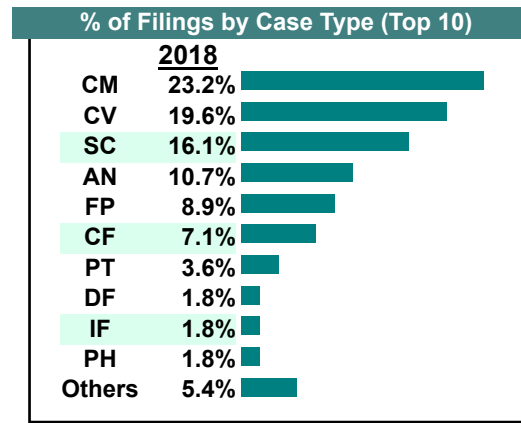
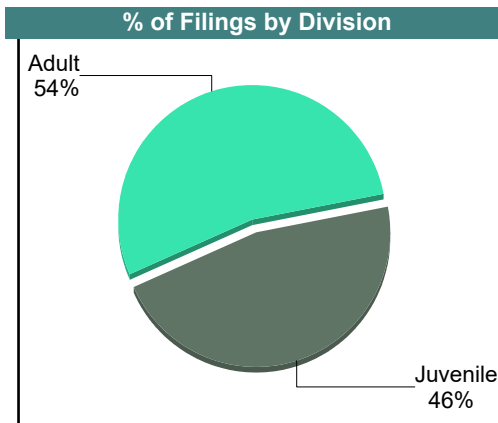
June 2018

Grayson

District: 27

		<u>Filings</u>	<u>Hearings</u>	<u>Transactions</u>	<u>Concluded</u>	<u>Cont</u>
<u>Adult</u>						
Felony	CF	4	10	10	3	7
Misdemeanor	CM	13	28	28	7	21
Family Abuse - Prot Order	FP	4	11	11	5	6
Show Cause	SC	9	17	17	7	10
Civil Support	VS	0	1	1	1	-
Adult Total		30	67	67	23	44
<u>Juvenile</u>						
Abuse or Neglect	AN	6	16	16	1	15
Non-Family Abuse Prot Order	AP	0	2	2	0	2
Child in Need of Services	CS	0	3	3	2	1
Custody Visitation	CV	11	40	40	27	13
Felony	DF	1	2	2	0	2
Misdemeanor	DM	0	18	18	9	9
Family Abuse - Prot Order	FP	1	2	2	1	1
Initial Foster Care	IF	1	1	1	1	-
Permanency	PH	1	1	1	1	-
Petition	PT	2	2	2	1	1
Status	ST	1	3	3	1	2
Traffic	T	1	8	8	4	4
Truancy	TR	0	6	6	3	3
Voluntary Continuing Services Agreement	VA	1	1	1	1	-
Juvenile Total		26	105	105	52	53
Grayson Totals		56	172	172	75	97

Calendared Filings					
	M	T	W	R	F
Week 1					
Week 2					
Week 3					
Week 4					



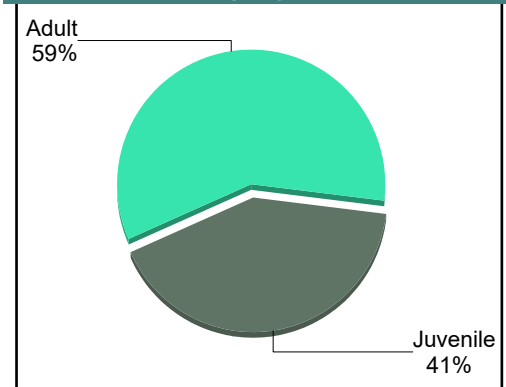
May 2018

		<u>Filings</u>	<u>Hearings</u>	<u>Transactions</u>	<u>Concluded</u>	<u>Cont</u>
Adult						
Non-Family Abuse Prot Order	AP	1	2	2	0	2
Capias	CA	2	4	4	2	2
Felony	CF	3	15	15	5	10
Misdemeanor	CM	7	29	29	10	19
Family Abuse - Prot Order	FP	3	5	5	2	3
Other	OT	9	9	9	4	5
Violation of PO	PV	1	1	1	1	-
Show Cause	SC	5	18	18	9	9
Civil Support	VS	10	18	18	12	6
Adult Total		41	101	101	45	56
Juvenile						
Abuse or Neglect	AN	2	6	6	0	6
Non-Family Abuse Prot Order	AP	0	1	1	0	1
Capias	CA	0	2	2	1	1
Child in Need of Services	CS	1	3	3	0	3
Custody Visitation	CV	9	37	37	9	28
Felony	DF	0	2	2	0	2
Misdemeanor	DM	2	18	18	2	16
Foster Care Review	FC	2	3	3	3	-
Initial Foster Care	IF	0	1	1	0	1
Motion - Prot Order	MP	1	1	1	1	-
Permanency	PH	1	1	1	1	-
Remand Custody	RC	3	3	3	3	-
Remand Visitation	RV	3	3	3	3	-
Show Cause	SC	0	2	2	1	1
Traffic	T	3	8	9	3	6
Truancy	TR	2	3	3	0	3
Juvenile Total		29	94	95	27	68
Grayson Totals		70	195	196	72	124

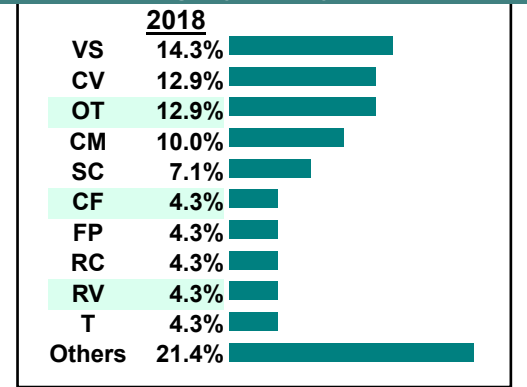
Calendared Filings

	M	T	W
Week 1		█	
Week 2		█	█
Week 3		█	
Week 4		█	
Week 5		█	█

% of Filings by Division



% of Filings by Case Type (Top 10)



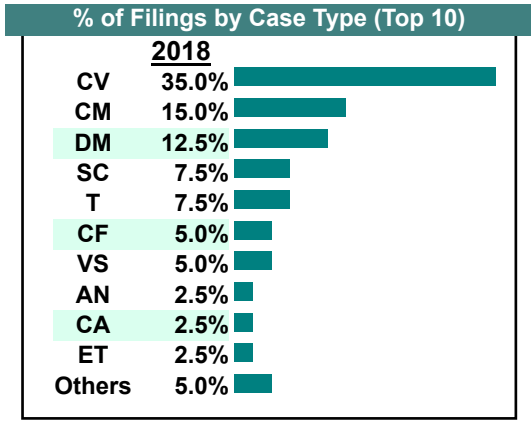
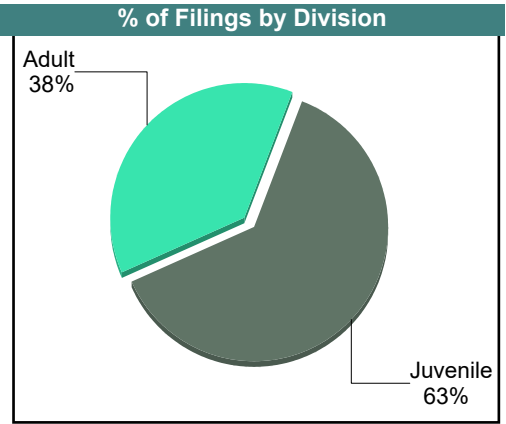

CASELOAD STATISTICS OF THE JUVENILE & DOMESTIC RELATIONS COURTS

Grayson

District: 27

April 2018

		<u>Filings</u>	<u>Hearings</u>	<u>Transactions</u>	<u>Concluded</u>	<u>Cont</u>
Adult						
Non-Family Abuse Prot Order	AP	0	1	1	1	-
Capias	CA	1	1	1	0	1
Felony	CF	2	4	4	2	2
Misdemeanor	CM	6	23	23	10	13
Family Abuse - Prot Order	FP	0	4	4	3	1
Motion - Prot Order	MP	1	1	1	1	-
Show Cause	SC	3	14	14	5	9
Civil Support	VS	2	2	2	2	-
Adult Total		15	50	50	24	26
Juvenile						
Abuse or Neglect	AN	1	2	2	0	2
Custody Visitation	CV	14	24	24	11	13
Felony	DF	0	4	4	1	3
Misdemeanor	DM	5	32	32	11	21
Entrustment	ET	1	1	1	1	-
Foster Care Review	FC	1	1	1	1	-
Traffic	T	3	18	18	6	12
Juvenile Total		25	82	82	31	51
Grayson Totals		40	132	132	55	77



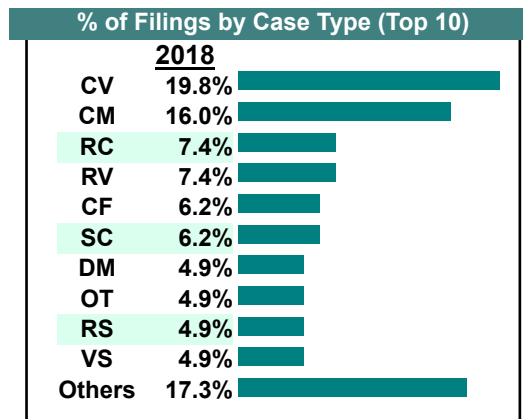
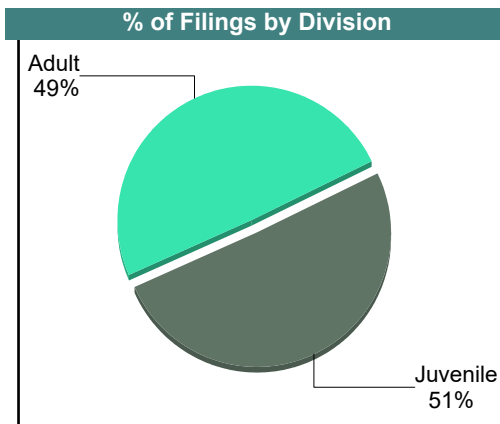

CASELOAD STATISTICS OF THE JUVENILE & DOMESTIC RELATIONS COURTS

Grayson

District: 27

March 2018

		<u>Filings</u>	<u>Hearings</u>	<u>Transactions</u>	<u>Concluded</u>	<u>Cont</u>
<u>Adult</u>						
Non-Family Abuse Prot Order	AP	1	1	1	0	1
Capias	CA	0	6	6	2	4
Felony	CF	5	10	10	3	7
Misdemeanor	CM	13	26	26	10	16
Family Abuse - Prot Order	FP	3	8	8	2	6
Motion - Prot Order	MP	1	1	1	1	-
Other	OT	4	5	5	5	-
Remand Support	RS	4	4	4	4	-
Show Cause	SC	5	26	26	7	19
Civil Support	VS	4	14	14	7	7
Adult Total		40	101	101	41	60
<u>Juvenile</u>						
Non-Family Abuse Prot Order	AP	1	2	2	0	2
Child in Need of Services	CS	0	1	1	0	1
Custody Visitation	CV	16	55	55	16	39
Felony	DF	2	8	8	2	6
Misdemeanor	DM	4	28	28	3	25
Foster Care Review	FC	2	2	2	2	-
Permanency	PH	3	3	3	3	-
Remand Custody	RC	6	6	6	6	-
Remand Visitation	RV	6	6	6	6	-
Status	ST	1	1	1	1	-
Traffic	T	0	1	1	1	-
Juvenile Total		41	113	113	40	73
Grayson Totals		81	214	214	81	133

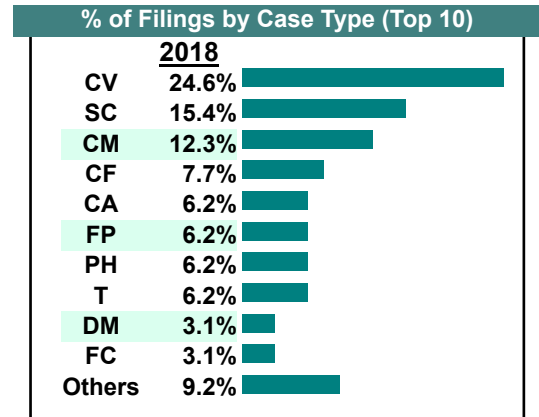
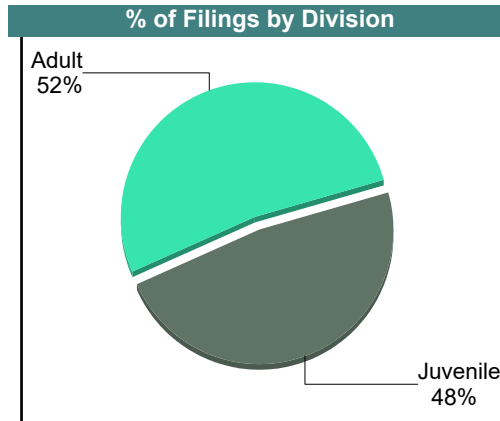
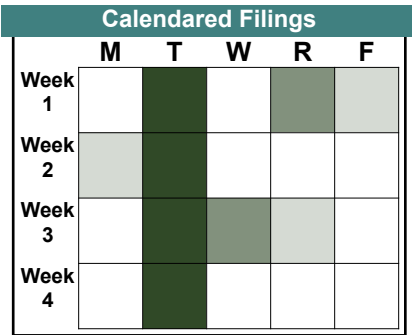


February 2018

		<u>Filings</u>	<u>Hearings</u>	<u>Transactions</u>	<u>Concluded</u>	<u>Cont</u>
Adult						
Non-Family Abuse Prot Order	AP	0	1	1	1	-
Capias	CA	3	4	4	1	3
Felony	CF	5	11	12	4	8
Misdemeanor	CM	8	21	21	10	11
Family Abuse - Prot Order	FP	4	6	6	0	6
Motion - Prot Order	MP	1	1	1	1	-
Other	OT	1	1	1	1	-
Show Cause	SC	10	27	27	9	18
Civil Support	VS	2	5	5	4	-
Adult Total		34	77	78	31	46

Juvenile						
Abuse or Neglect	AN	0	4	4	0	4
Capias	CA	1	1	1	0	1
Child in Need of Services	CS	0	1	1	1	-
Custody Visitation	CV	16	41	41	17	24
Felony	DF	0	3	3	3	-
Misdemeanor	DM	2	17	17	5	12
Foster Care Review	FC	2	2	2	2	-
Initial Foster Care	IF	1	2	2	1	1
Motion - Prot Order	MP	0	1	1	1	-
Permanency	PH	4	4	4	4	-
Petition	PT	0	2	2	2	-
Show Cause	SC	0	1	1	0	1
Traffic	T	4	12	12	6	6
Term Parental Rights	TP	0	2	2	2	-
Truancy	TR	1	3	3	1	2
Juvenile Total		31	96	96	45	51

Grayson Totals		65	173	174	76	97
-----------------------	--	-----------	------------	------------	-----------	-----------



CASELOAD STATISTICS OF THE JUVENILE & DOMESTIC RELATIONS COURTS

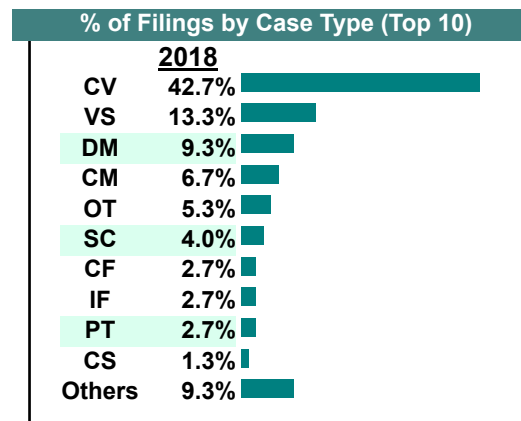
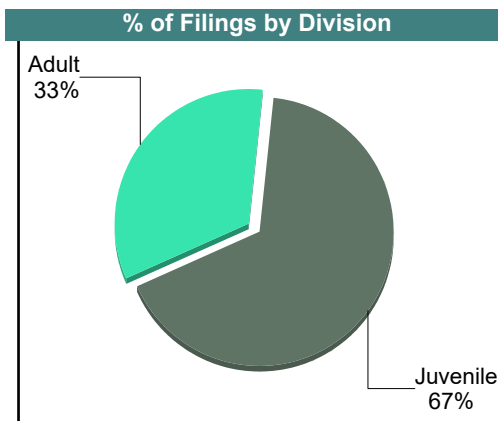
January 2018

Grayson

District: 27

		<u>Filings</u>	<u>Hearings</u>	<u>Transactions</u>	<u>Concluded</u>	<u>Cont</u>
<u>Adult</u>						
Capias	CA	0	5	5	3	2
Felony	CF	2	5	5	2	3
Misdemeanor	CM	5	11	11	1	10
Family Abuse - Prot Order	FP	1	2	2	0	2
Other	OT	4	7	7	6	1
Show Cause	SC	3	17	17	6	11
Civil Support	VS	10	17	17	7	10
Adult Total		25	64	64	25	39
<u>Juvenile</u>						
Child in Need of Services	CS	1	2	2	1	1
Custody Visitation	CV	32	75	75	32	43
Felony	DF	0	1	1	1	-
Misdemeanor	DM	7	10	10	1	9
Foster Care Review	FC	0	1	1	0	1
Initial Foster Care	IF	2	2	2	2	-
Motion - Prot Order	MP	1	1	1	0	1
Permanency	PH	1	1	1	1	-
Petition	PT	2	2	2	1	1
Status	ST	1	2	2	1	1
Traffic	T	1	4	4	2	2
Term Parental Rights	TP	1	1	1	1	-
Truancy	TR	1	2	2	0	2
Juvenile Total		50	104	104	43	61
Grayson Totals		75	168	168	68	100

Calendared Filings					
	M	T	W	R	F
Week 1					
Week 2					
Week 3					
Week 4					



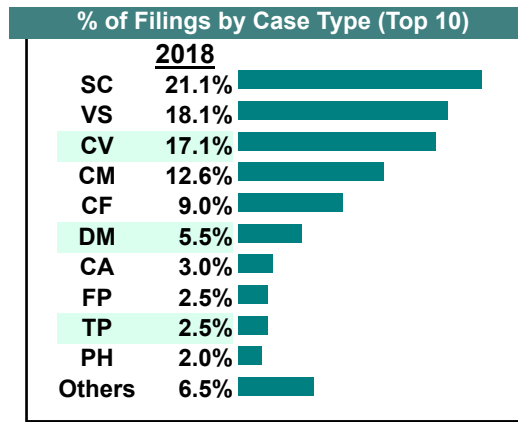
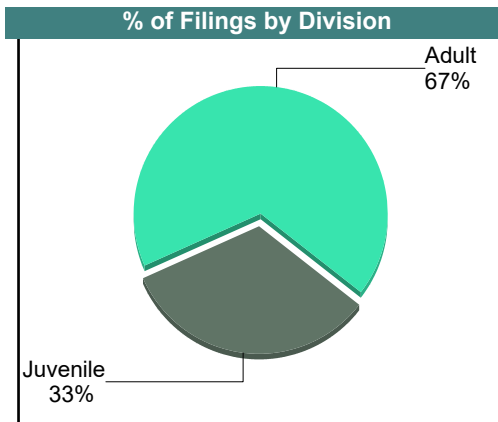
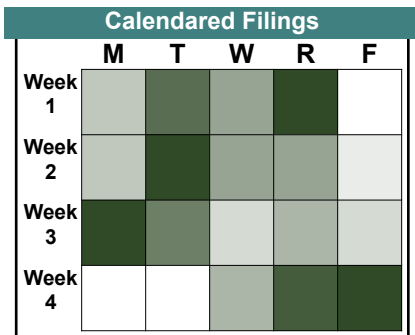
CASELOAD STATISTICS OF THE JUVENILE & DOMESTIC RELATIONS COURTS

December 2018

Montgomery

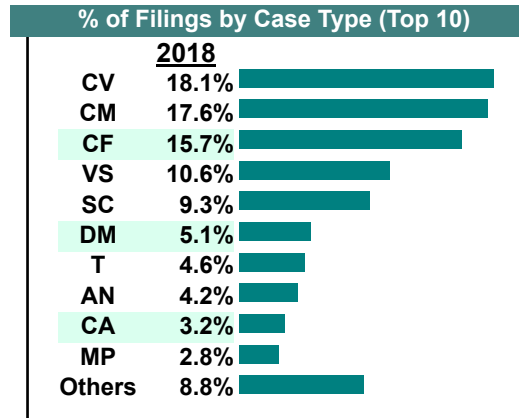
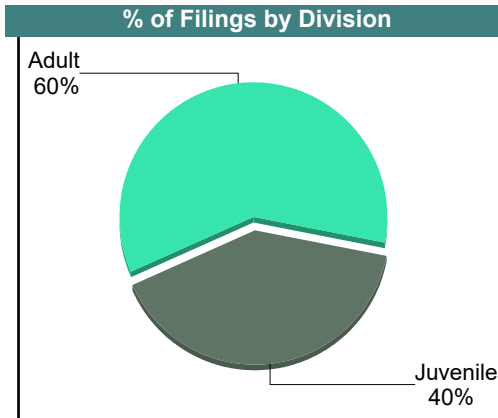
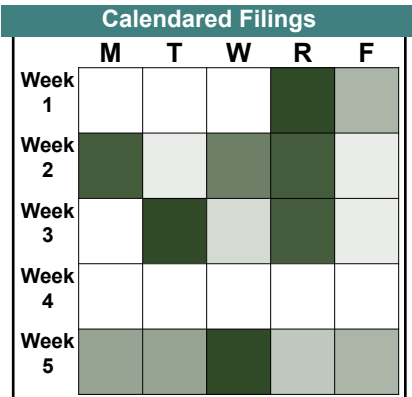
District: 27

		<u>Filings</u>	<u>Hearings</u>	<u>Transactions</u>	<u>Concluded</u>	<u>Cont</u>
<u>Adult</u>						
Capias	CA	6	26	26	9	17
Felony	CF	18	75	75	16	59
Misdemeanor	CM	25	120	120	30	90
Family Abuse - Prot Order	FP	5	10	10	4	6
Motion - Prot Order	MP	1	2	2	2	-
Violation of PO	PV	1	1	1	1	-
Remand Support	RS	1	1	1	1	-
Show Cause	SC	41	87	87	27	60
Civil Support	VS	36	65	65	38	27
Adult Total		134	387	387	128	259
<u>Juvenile</u>						
Abuse or Neglect	AN	0	2	2	1	1
Non-Family Abuse Prot Order	AP	0	1	1	1	-
Child in Need of Services	CS	0	3	3	1	2
Custody Visitation	CV	34	128	128	66	62
Felony	DF	0	11	11	0	11
Misdemeanor	DM	11	53	53	12	41
Foster Care Review	FC	2	2	2	2	-
Initial Foster Care	IF	1	1	1	1	-
Juv Support	JS	1	1	1	1	-
Motion - Prot Order	MP	1	1	1	1	-
Permanency	PH	4	4	4	3	1
Petition	PT	1	2	2	1	1
Remand Custody	RC	1	1	1	1	-
Show Cause	SC	1	5	5	1	4
Status	ST	0	3	3	1	2
Traffic	T	3	10	10	7	3
Term Parental Rights	TP	5	10	10	4	6
Truancy	TR	0	6	6	2	4
Juvenile Total		65	244	244	106	138
Montgomery Totals		199	631	631	234	397



November 2018

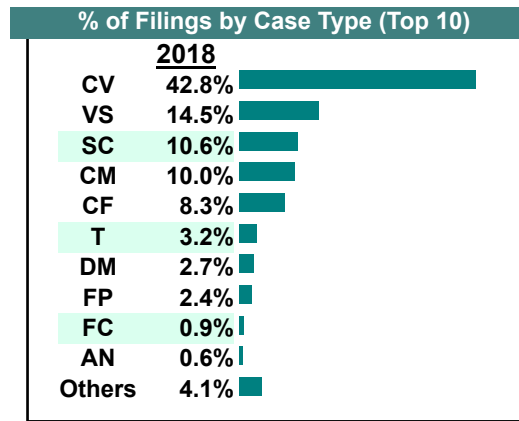
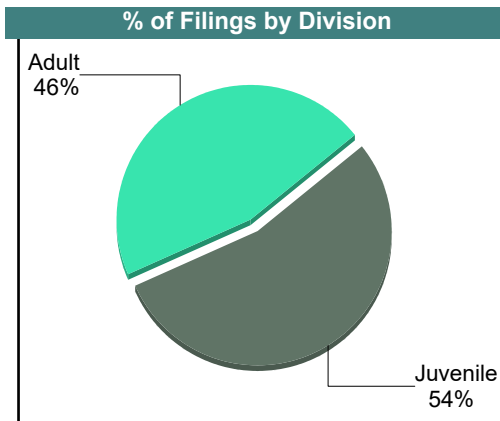

		<u>Filings</u>	<u>Hearings</u>	<u>Transactions</u>	<u>Concluded</u>	<u>Cont</u>
Adult						
Bond Forfeiture	BF	1	2	2	1	1
Capias	CA	7	18	18	4	14
Felony	CF	34	69	69	15	54
Misdemeanor	CM	38	131	131	27	104
Family Abuse - Prot Order	FP	4	14	14	8	6
Motion - Prot Order	MP	2	2	2	2	-
Violation of PO	PV	1	1	1	1	-
Show Cause	SC	19	50	50	16	34
Civil Support	VS	23	52	52	30	22
Adult Total		129	339	339	104	235
Juvenile						
Abuse or Neglect	AN	9	23	23	3	20
Non-Family Abuse Prot Order	AP	0	1	1	0	1
Child in Need of Services	CS	3	3	3	0	3
Custody Visitation	CV	39	124	124	71	53
Felony	DF	2	17	17	1	16
Misdemeanor	DM	11	50	50	14	36
Motion - Prot Order	MP	4	4	4	4	-
Permanency	PH	2	2	2	2	-
Petition	PT	1	1	1	0	1
Show Cause	SC	1	4	4	1	3
Status	ST	1	6	6	1	5
Traffic	T	10	12	16	7	9
Term Parental Rights	TP	2	2	2	0	2
Truancy	TR	2	5	5	1	4
Juvenile Total		87	254	258	105	153
Montgomery Totals		216	593	597	209	388



		<u>Filings</u>	<u>Hearings</u>	<u>Transactions</u>	<u>Concluded</u>	<u>Cont</u>
Adult						
Non-Family Abuse Prot Order	AP	0	1	1	1	-
Capias	CA	2	21	21	9	12
Felony	CF	28	75	75	19	56
Misdemeanor	CM	34	135	135	46	89
Family Abuse - Prot Order	FP	8	23	23	11	12
Motion - Prot Order	MP	0	1	1	0	1
Violation of PO	PV	1	1	1	1	-
Show Cause	SC	33	81	81	35	46
Civil Support	VS	49	96	96	64	32
Adult Total		155	434	434	186	248

Juvenile						
Abuse or Neglect	AN	2	11	11	4	7
Non-Family Abuse Prot Order	AP	1	4	4	2	2
Child in Need of Services	CS	0	1	1	0	1
Custody Visitation	CV	145	255	255	123	132
Felony	DF	2	15	15	4	11
Misdemeanor	DM	9	61	61	19	42
Foster Care Review	FC	3	3	3	3	-
Initial Foster Care	IF	1	1	1	1	-
Motion - Prot Order	MP	1	1	1	1	-
Permanency	PH	1	1	1	1	-
Petition	PT	1	7	7	5	2
Show Cause	SC	3	7	7	1	6
Status	ST	2	5	5	1	4
Traffic	T	11	17	19	14	5
Term Parental Rights	TP	2	8	8	8	-
Juvenile Total		184	397	399	187	212

Montgomery Totals		339	831	833	373	460
--------------------------	--	------------	------------	------------	------------	------------



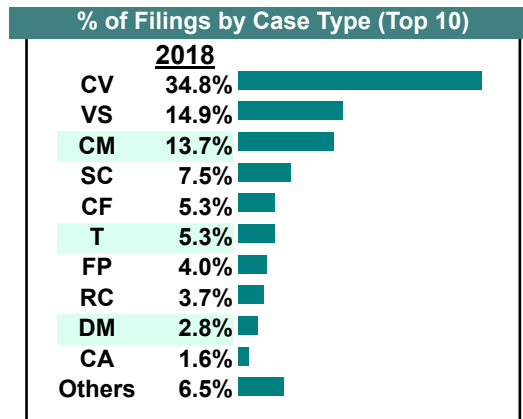
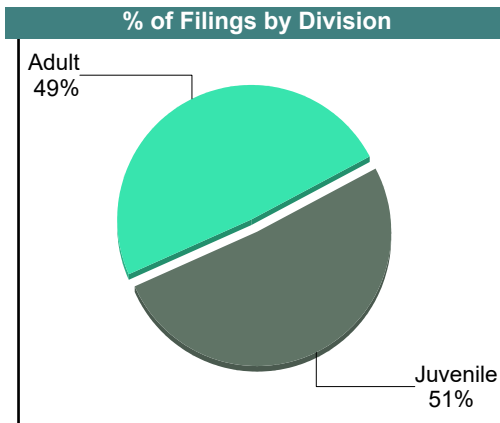
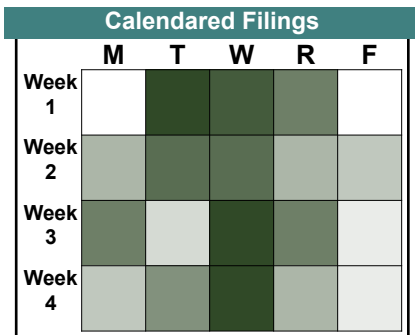
CASELOAD STATISTICS OF THE JUVENILE & DOMESTIC RELATIONS COURTS

September 2018

Montgomery

District: 27

		<u>Filings</u>	<u>Hearings</u>	<u>Transactions</u>	<u>Concluded</u>	<u>Cont</u>
<u>Adult</u>						
Capias	CA	5	21	21	7	14
Felony	CF	17	89	89	50	39
Misdemeanor	CM	44	126	126	40	86
Family Abuse - Prot Order	FP	13	24	24	6	18
Other	OT	2	2	2	2	-
Violation of PO	PV	2	2	2	2	-
Remand Support	RS	2	2	2	2	-
Show Cause	SC	24	55	55	21	34
Civil Support	VS	48	72	72	32	40
Adult Total		157	393	393	162	231
<u>Juvenile</u>						
Abuse or Neglect	AN	3	12	12	6	6
Non-Family Abuse Prot Order	AP	1	2	2	0	2
Child in Need of Services	CS	0	1	1	0	1
Custody Visitation	CV	112	213	213	104	109
Felony	DF	1	8	8	1	7
Misdemeanor	DM	9	45	45	7	38
Foster Care Review	FC	2	2	2	2	-
Initial Foster Care	IF	2	2	2	2	-
Motion - Prot Order	MP	0	4	4	2	2
Remand Custody	RC	12	12	12	12	-
Child at Risk	RI	1	1	1	1	-
Remand Visitation	RV	2	2	2	2	-
Show Cause	SC	0	1	1	1	-
Status	ST	1	6	6	1	5
Traffic	T	17	24	26	18	8
Term Parental Rights	TP	2	13	13	4	9
Truancy	TR	0	5	5	1	4
Juvenile Total		165	353	355	164	191
Montgomery Totals		322	746	748	326	422



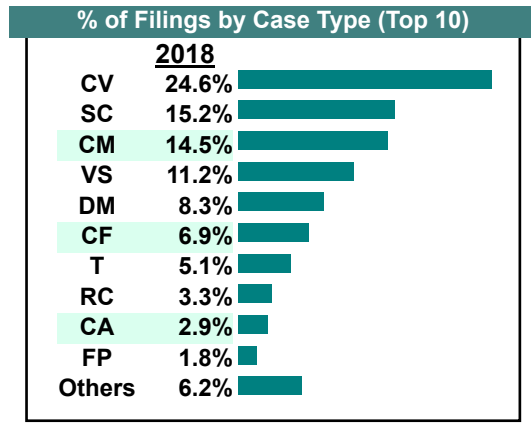
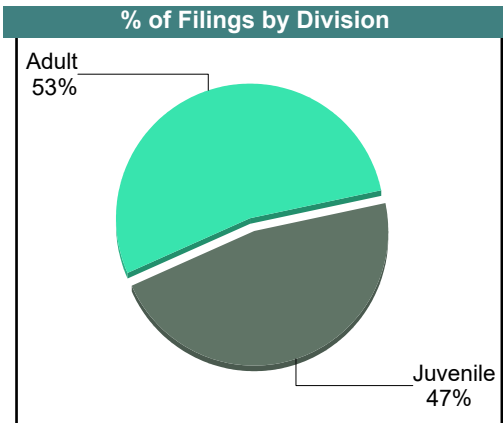

CASELOAD STATISTICS OF THE JUVENILE & DOMESTIC RELATIONS COURTS

Montgomery

District: 27

August 2018

		<u>Filings</u>	<u>Hearings</u>	<u>Transactions</u>	<u>Concluded</u>	<u>Cont</u>
<u>Adult</u>						
Non-Family Abuse Prot Order	AP	1	2	2	1	1
Capias	CA	8	20	20	3	17
Felony	CF	19	61	61	17	44
Misdemeanor	CM	40	130	130	49	81
Family Abuse - Prot Order	FP	5	19	19	14	5
Motion - Prot Order	MP	0	3	3	1	2
Violation of PO	PV	1	1	1	1	-
Restricted O/L	RL	1	1	1	1	-
Show Cause	SC	41	69	69	17	52
Civil Support	VS	31	63	63	32	31
Adult Total		147	369	369	136	233
<u>Juvenile</u>						
Abuse or Neglect	AN	0	10	10	5	5
Non-Family Abuse Prot Order	AP	1	1	1	0	1
Custody Relief	CR	1	1	1	1	-
Child in Need of Services	CS	0	1	1	0	1
Custody Visitation	CV	68	185	185	95	90
Felony	DF	0	10	10	2	8
Misdemeanor	DM	23	52	52	15	35
Emancipation	EP	1	1	1	1	-
Foster Care Review	FC	3	3	3	3	-
Initial Foster Care	IF	2	2	2	2	-
Motion - Prot Order	MP	0	1	1	1	-
Petition	PT	1	5	5	3	2
Remand Custody	RC	9	9	9	9	-
Child at Risk	RI	0	1	1	1	-
Show Cause	SC	1	11	11	4	7
Status	ST	0	3	3	2	1
Traffic	T	14	25	26	15	11
Term Parental Rights	TP	4	10	10	0	10
Truancy	TR	1	5	5	2	3
Juvenile Total		129	336	337	161	174
Montgomery Totals		276	705	706	297	407



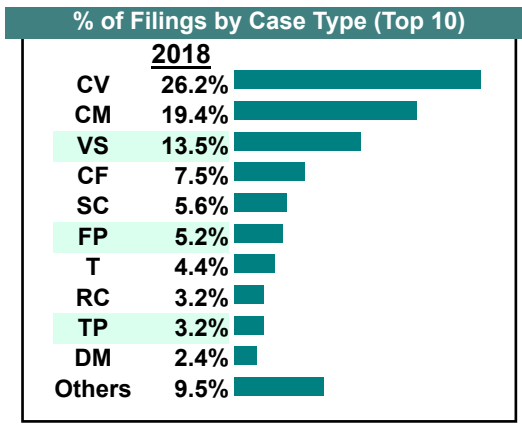
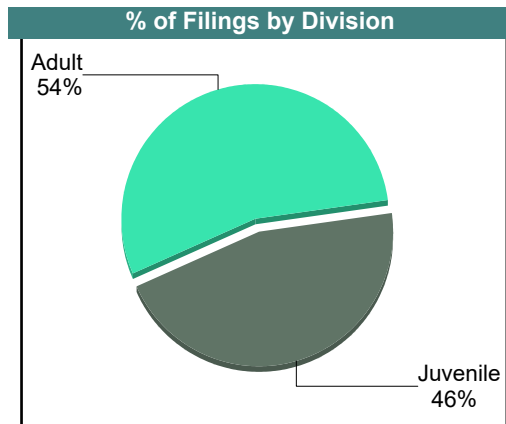

CASELOAD STATISTICS OF THE JUVENILE & DOMESTIC RELATIONS COURTS

July 2018

Montgomery

District: 27

		<u>Filings</u>	<u>Hearings</u>	<u>Transactions</u>	<u>Concluded</u>	<u>Cont</u>
<u>Adult</u>						
Non-Family Abuse Prot Order	AP	1	2	2	0	2
Capias	CA	4	15	15	3	12
Felony	CF	19	56	56	14	41
Misdemeanor	CM	49	116	116	22	94
Family Abuse - Prot Order	FP	13	25	25	9	16
Motion - Prot Order	MP	1	2	2	0	2
Other	OT	1	1	1	1	-
Remand Support	RS	2	2	2	2	-
Show Cause	SC	13	64	64	36	28
Civil Support	VS	34	56	56	36	20
Adult Total		137	339	339	123	215
<u>Juvenile</u>						
Abuse or Neglect	AN	2	20	20	7	13
Child in Need of Services	CS	1	1	1	0	1
Custody Visitation	CV	66	158	158	89	69
Felony	DF	1	10	10	3	7
Misdemeanor	DM	6	22	22	6	16
Foster Care Review	FC	2	2	2	2	-
Initial Foster Care	IF	2	2	2	2	-
Motion - Prot Order	MP	1	1	1	0	1
Permanency	PH	3	3	3	3	-
Petition	PT	1	1	1	1	-
Remand Custody	RC	8	8	8	8	-
Remand Visitation	RV	1	1	1	1	-
Show Cause	SC	1	6	6	1	5
Status	ST	1	4	4	2	2
Traffic	T	11	18	20	10	10
Term Parental Rights	TP	8	8	8	0	8
Truancy	TR	0	3	3	0	3
Juvenile Total		115	268	270	135	135
Montgomery Totals		252	607	609	258	350



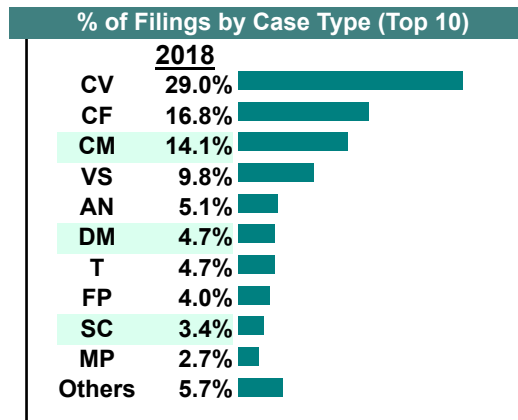
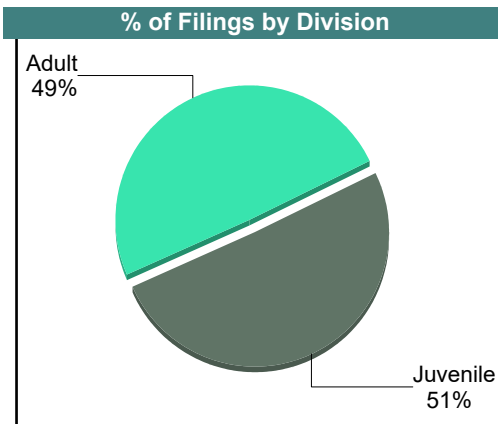

CASELOAD STATISTICS OF THE JUVENILE & DOMESTIC RELATIONS COURTS

June 2018

Montgomery

District: 27

		Filings	Hearings	Transactions	Concluded	Cont
Adult						
Capias	CA	3	19	19	9	10
Felony	CF	50	85	85	15	70
Misdemeanor	CM	42	122	122	34	88
Family Abuse - Prot Order	FP	12	23	23	9	14
Motion - Prot Order	MP	2	2	2	1	1
Show Cause	SC	9	54	54	26	28
Civil Support	VS	29	57	57	31	26
Adult Total		147	362	362	125	237
Juvenile						
Abuse or Neglect	AN	15	54	54	7	47
Custody Visitation	CV	86	195	195	78	117
Felony	DF	2	16	16	5	11
Misdemeanor	DM	14	35	35	11	24
Emancipation	EP	0	1	1	1	-
Foster Care Review	FC	1	1	1	1	-
Initial Foster Care	IF	1	1	1	1	-
Motion - Prot Order	MP	6	6	6	4	2
Permanency	PH	5	5	5	5	-
Petition	PT	1	6	6	2	4
Child at Risk	RI	0	2	2	1	1
Show Cause	SC	1	5	5	1	4
Status	ST	3	11	11	2	9
Traffic	T	14	24	25	13	12
Truancy	TR	1	6	6	2	4
Juvenile Total		150	368	369	134	235
Montgomery Totals		297	730	731	259	472



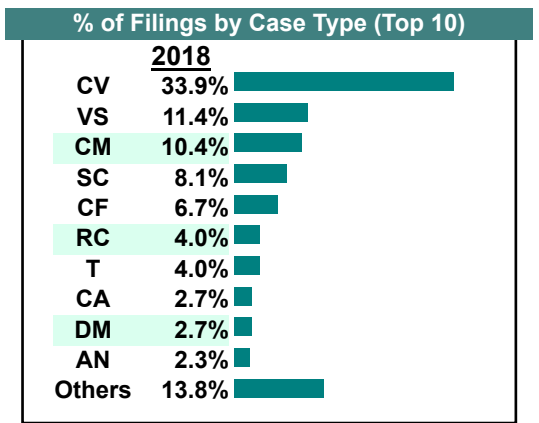
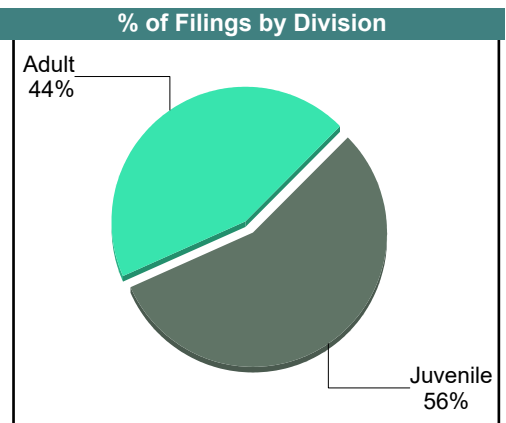

CASELOAD STATISTICS OF THE JUVENILE & DOMESTIC RELATIONS COURTS

May 2018

Montgomery

District: 27

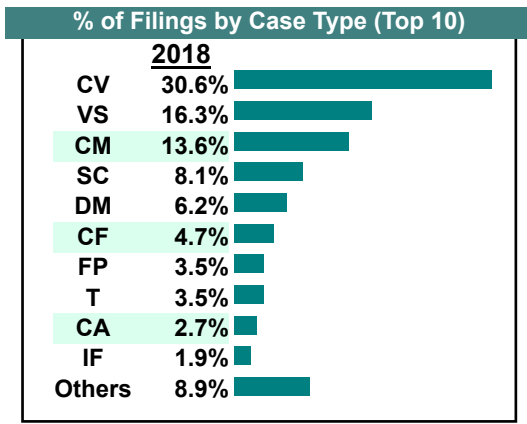
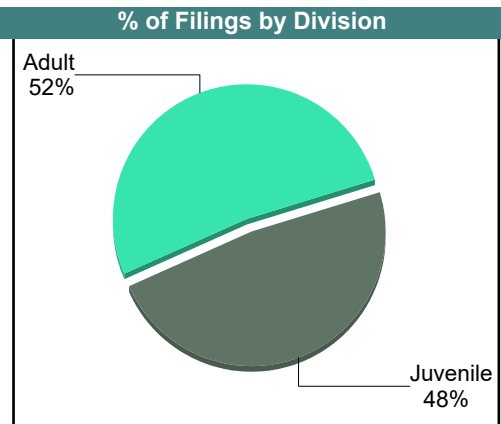

		<u>Filings</u>	<u>Hearings</u>	<u>Transactions</u>	<u>Concluded</u>	<u>Cont</u>
<u>Adult</u>						
Non-Family Abuse Prot Order	AP	0	2	2	2	-
Capias	CA	8	28	28	11	17
Felony	CF	20	52	52	15	37
Misdemeanor	CM	31	95	95	31	64
Family Abuse - Prot Order	FP	7	16	16	9	7
Motion - Prot Order	MP	3	3	3	3	-
Other	OT	1	1	1	1	-
Remand Support	RS	4	4	4	4	-
Show Cause	SC	22	79	79	26	53
SL/Other	SL	2	2	2	2	-
Civil Support	VS	34	77	77	37	40
Adult Total		132	359	359	141	218
<u>Juvenile</u>						
Abuse or Neglect	AN	7	22	22	1	21
Child in Need of Services	CS	0	1	1	1	-
Custody Visitation	CV	101	205	205	76	129
Felony	DF	2	23	23	2	21
Misdemeanor	DM	8	63	63	13	50
Emancipation	EP	1	1	1	0	1
Foster Care Review	FC	1	1	1	1	-
Initial Foster Care	IF	2	2	2	2	-
Motion - Prot Order	MP	1	1	1	1	-
Permanency	PH	1	1	1	1	-
Petition	PT	3	4	4	0	4
Remand Custody	RC	12	12	12	12	-
Child at Risk	RI	0	1	1	1	-
Remand Visitation	RV	6	6	6	6	-
Show Cause	SC	2	4	4	1	3
Status	ST	6	9	9	2	7
Traffic	T	12	15	18	10	8
Term Parental Rights	TP	0	2	2	2	-
Truancy	TR	1	7	7	4	3
Voluntary Continuing Services Agreement	VA	0	1	1	1	-
Juvenile Total		166	381	384	137	247
Montgomery Totals		298	740	743	278	465



		Filings	Hearings	Transactions	Concluded	Cont
Adult						
Non-Family Abuse Prot Order	AP	2	2	2	0	2
Bond Forfeiture	BF	0	1	1	1	-
Capias	CA	7	25	25	9	16
Felony	CF	12	35	35	11	24
Misdemeanor	CM	35	137	137	53	84
Family Abuse - Prot Order	FP	9	17	17	5	12
Motion - Prot Order	MP	3	3	3	3	-
Violation of PO	PV	1	1	1	1	-
Remand Support	RS	2	2	2	2	-
Show Cause	SC	21	89	89	34	55
Civil Support	VS	42	78	78	40	38
Adult Total		134	390	390	159	231

Juvenile						
Abuse or Neglect	AN	3	18	18	7	11
Custody Relief	CR	0	1	1	1	-
Child in Need of Services	CS	0	2	2	0	2
Custody Visitation	CV	79	191	191	69	122
Felony	DF	2	11	11	1	10
Misdemeanor	DM	16	43	43	11	32
Initial Foster Care	IF	5	5	5	5	-
Juv Support	JS	1	1	1	1	-
Petition	PT	3	5	5	1	4
Remand Custody	RC	2	2	2	2	-
Child at Risk	RI	1	4	4	0	4
Show Cause	SC	0	4	4	1	3
Status	ST	1	6	6	2	4
Traffic	T	9	23	23	13	10
Truancy	TR	1	7	7	2	5
Voluntary Continuing Services Agreement	VA	1	1	1	0	1
Juvenile Total		124	324	324	116	208

Montgomery Totals		258	714	714	275	439
--------------------------	--	------------	------------	------------	------------	------------



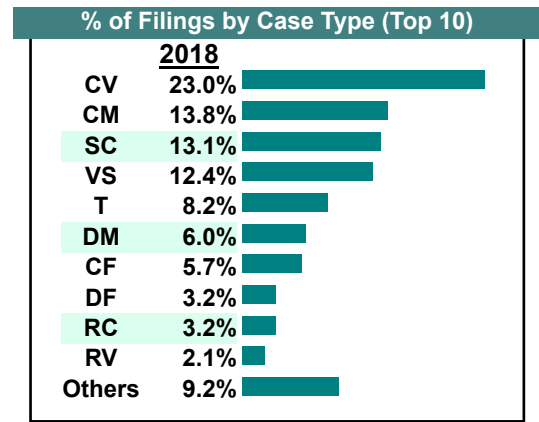
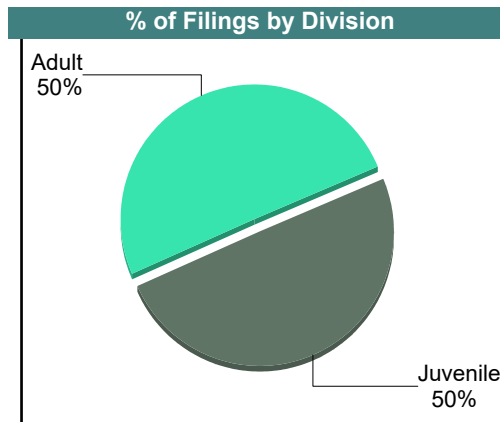

CASELOAD STATISTICS OF THE JUVENILE & DOMESTIC RELATIONS COURTS

Montgomery

District: 27

March 2018

		<u>Filings</u>	<u>Hearings</u>	<u>Transactions</u>	<u>Concluded</u>	<u>Cont</u>
<u>Adult</u>						
Bond Forfeiture	BF	2	2	2	1	1
Capias	CA	3	25	25	10	15
Felony	CF	16	60	60	19	41
Misdemeanor	CM	39	123	123	42	81
Family Abuse - Prot Order	FP	3	5	5	3	2
Motion - Prot Order	MP	1	2	2	2	-
Other	OT	3	3	3	3	-
Violation of PO	PV	1	1	1	1	-
Remand Support	RS	2	2	2	2	-
Show Cause	SC	37	83	83	27	56
Civil Support	VS	35	69	69	39	30
Adult Total		142	375	375	149	226
<u>Juvenile</u>						
Abuse or Neglect	AN	4	14	14	1	13
Non-Family Abuse Prot Order	AP	0	1	1	1	-
Child in Need of Services	CS	1	1	1	0	1
Custody Visitation	CV	65	174	174	74	100
Felony	DF	9	21	21	6	15
Misdemeanor	DM	17	61	61	25	36
Foster Care Review	FC	1	1	1	1	-
Petition	PT	1	1	1	0	1
Remand Custody	RC	9	9	9	9	-
Child at Risk	RI	2	2	2	0	2
Remand Visitation	RV	6	6	6	6	-
Show Cause	SC	0	3	3	0	3
Status	ST	1	3	3	1	2
Traffic	T	23	29	32	14	18
Term Parental Rights	TP	0	2	2	0	2
Truancy	TR	1	6	6	1	5
Juvenile Total		140	334	337	139	198
Montgomery Totals		282	709	712	288	424



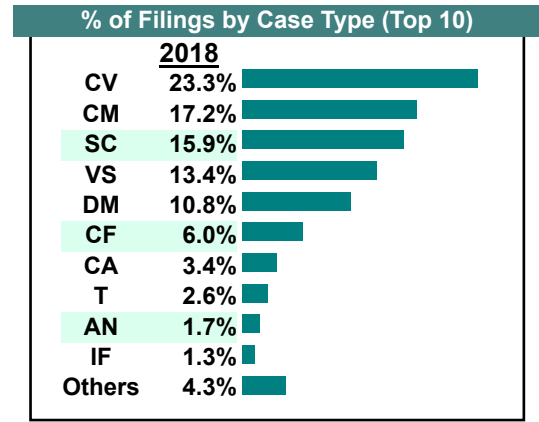
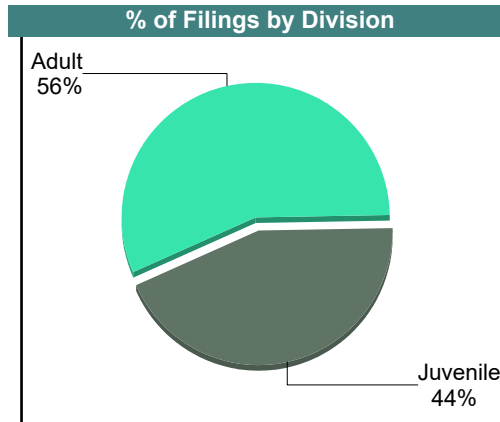

CASELOAD STATISTICS OF THE JUVENILE & DOMESTIC RELATIONS COURTS

February 2018

Montgomery

District: 27

		<u>Filings</u>	<u>Hearings</u>	<u>Transactions</u>	<u>Concluded</u>	<u>Cont</u>
<u>Adult</u>						
Bond Forfeiture	BF	0	1	1	0	1
Capias	CA	8	31	31	6	25
Felony	CF	14	43	43	17	26
Misdemeanor	CM	40	117	117	34	83
Family Abuse - Prot Order	FP	2	12	12	9	3
Motion - Prot Order	MP	2	3	3	1	2
Show Cause	SC	33	88	88	30	58
SL/Other	SL	1	1	1	1	-
Civil Support	VS	31	65	65	35	30
Adult Total		131	361	361	133	228
<u>Juvenile</u>						
Abuse or Neglect	AN	4	8	8	0	8
Custody Relief	CR	0	1	1	0	1
Child in Need of Services	CS	0	2	2	1	1
Custody Visitation	CV	54	153	153	68	85
Felony	DF	1	10	10	0	10
Misdemeanor	DM	25	72	72	16	56
Foster Care Review	FC	2	2	2	2	-
Initial Foster Care	IF	3	3	3	3	-
Show Cause	SC	4	10	10	3	7
Status	ST	1	6	6	2	4
Traffic	T	6	14	14	8	6
Term Parental Rights	TP	0	4	4	0	4
Truancy	TR	1	5	5	0	5
Juvenile Total		101	290	290	103	187
Montgomery Totals		232	651	651	236	415



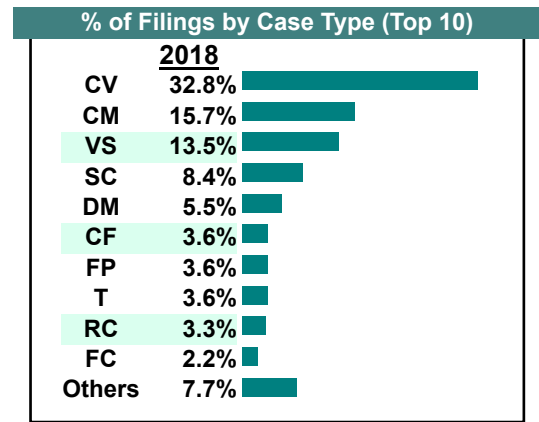
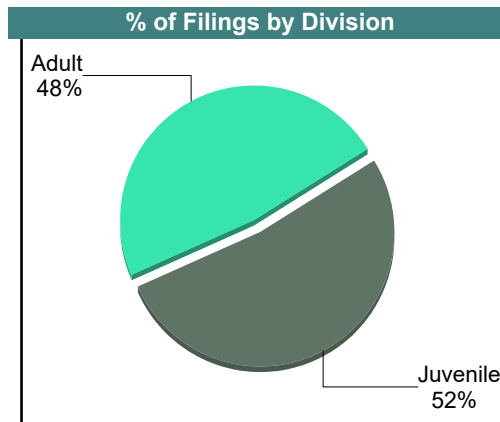

CASELOAD STATISTICS OF THE JUVENILE & DOMESTIC RELATIONS COURTS

January 2018

Montgomery

District: 27

		<u>Filings</u>	<u>Hearings</u>	<u>Transactions</u>	<u>Concluded</u>	<u>Cont</u>
<u>Adult</u>						
Capias	CA	3	27	27	8	19
Felony	CF	10	37	37	15	22
Misdemeanor	CM	43	114	114	35	79
Family Abuse - Prot Order	FP	10	13	13	3	10
Motion - Prot Order	MP	3	3	3	3	-
Other	OT	1	1	1	1	-
Violation of PO	PV	1	1	1	1	-
Remand Support	RS	2	2	2	2	-
Show Cause	SC	21	81	81	21	60
Civil Support	VS	37	59	59	27	32
Adult Total		131	338	338	116	222
<u>Juvenile</u>						
Abuse or Neglect	AN	0	8	8	4	4
Non-Family Abuse Prot Order	AP	2	4	4	2	2
Custody Relief	CR	0	1	1	0	1
Child in Need of Services	CS	1	2	2	0	2
Custody Visitation	CV	90	149	149	67	82
Felony	DF	0	12	12	4	8
Misdemeanor	DM	15	56	56	15	41
Foster Care Review	FC	6	6	6	6	-
Juv Support	JS	1	1	1	1	-
Permanency	PH	1	1	1	1	-
Petition	PT	0	2	2	1	1
Remand Custody	RC	9	9	9	9	-
Remand Visitation	RV	2	2	2	2	-
Show Cause	SC	2	10	10	1	9
Status	ST	3	8	8	0	8
Traffic	T	10	17	18	6	12
Term Parental Rights	TP	0	4	4	0	4
Truancy	TR	1	9	9	1	8
Juvenile Total		143	301	302	120	182
Montgomery Totals		274	639	640	236	404

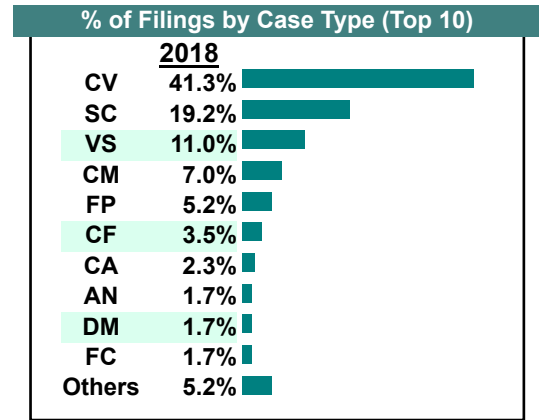
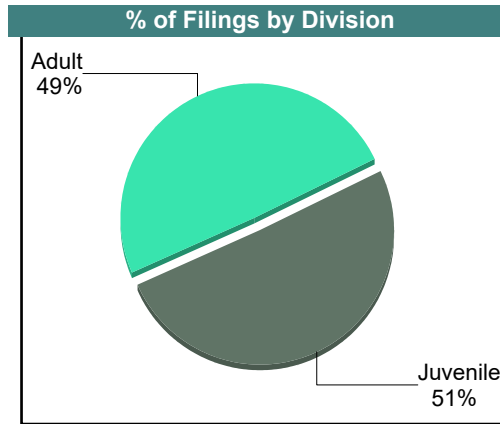
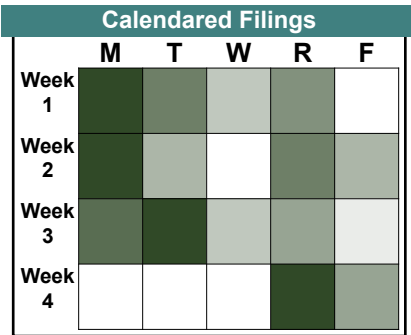


CASELOAD STATISTICS OF THE JUVENILE & DOMESTIC RELATIONS COURTS

December 2018

Pulaski
District: 27

		<u>Filings</u>	<u>Hearings</u>	<u>Transactions</u>	<u>Concluded</u>	<u>Cont</u>
<u>Adult</u>						
Capias	CA	4	12	12	3	9
Felony	CF	6	15	15	3	12
Misdemeanor	CM	12	55	55	21	34
Family Abuse - Prot Order	FP	9	17	17	6	11
Motion - Prot Order	MP	3	3	3	3	-
Show Cause	SC	32	96	96	51	45
Civil Support	VS	19	32	32	23	9
Adult Total		85	230	230	110	120
<u>Juvenile</u>						
Abuse or Neglect	AN	3	8	8	2	6
Non-Family Abuse Prot Order	AP	0	2	2	1	1
Child in Need of Services	CS	1	3	3	1	2
Custody Visitation	CV	71	168	168	67	101
Felony	DF	0	4	4	1	3
Misdemeanor	DM	3	28	28	7	21
Foster Care Review	FC	3	3	3	3	-
Initial Foster Care	IF	1	1	1	1	-
Motion - Prot Order	MP	0	1	1	1	-
Permanency	PH	1	1	1	1	-
Child at Risk	RI	1	3	3	0	3
Show Cause	SC	1	1	1	1	-
Status	ST	0	2	2	0	2
Traffic	T	2	2	2	0	2
Term Parental Rights	TP	0	1	1	1	-
Juvenile Total		87	228	228	87	141
Pulaski Totals		172	458	458	197	261

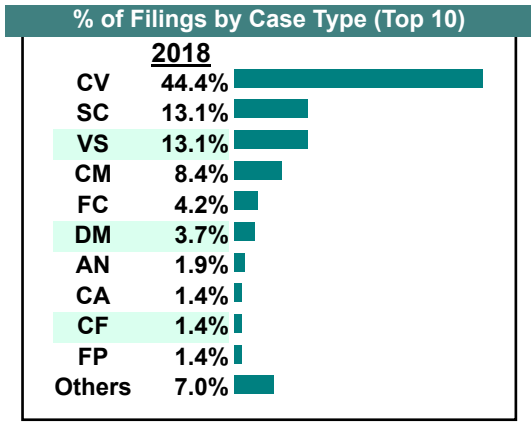
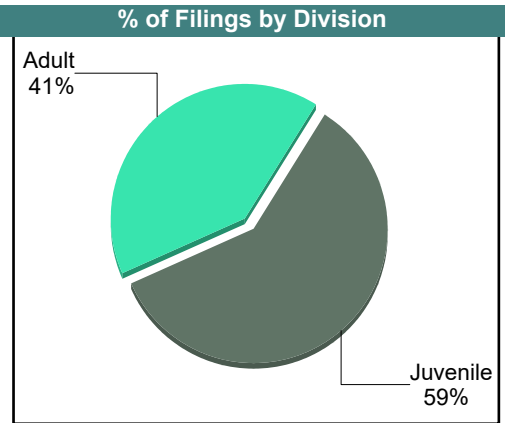



CASELOAD STATISTICS OF THE JUVENILE & DOMESTIC RELATIONS COURTS

November 2018

Pulaski
District: 27

		<u>Filings</u>	<u>Hearings</u>	<u>Transactions</u>	<u>Concluded</u>	<u>Cont</u>
<u>Adult</u>						
Capias	CA	3	7	7	2	5
Felony	CF	3	21	21	12	9
Misdemeanor	CM	18	66	66	12	54
Family Abuse - Prot Order	FP	3	5	5	3	2
Motion - Prot Order	MP	2	2	2	2	-
Violation of PO	PV	1	1	1	1	-
Remand Support	RS	1	1	1	1	-
Show Cause	SC	28	62	62	15	47
Civil Support	VS	28	45	45	22	23
Adult Total		87	210	210	70	140
<u>Juvenile</u>						
Abuse or Neglect	AN	4	8	8	1	7
Non-Family Abuse Prot Order	AP	1	1	1	0	1
Child in Need of Services	CS	0	3	3	0	3
Custody Visitation	CV	95	184	184	61	123
Felony	DF	1	21	21	5	16
Misdemeanor	DM	8	47	47	12	35
Foster Care Review	FC	9	10	10	9	1
Permanency	PH	3	4	4	3	1
Remand Custody	RC	1	1	1	1	-
Remand Visitation	RV	1	1	1	1	-
Show Cause	SC	0	3	3	3	-
Status	ST	3	4	4	1	3
Traffic	T	1	5	5	5	-
Term Parental Rights	TP	0	1	1	0	1
Juvenile Total		127	293	293	102	191
Pulaski Totals		214	503	503	172	331

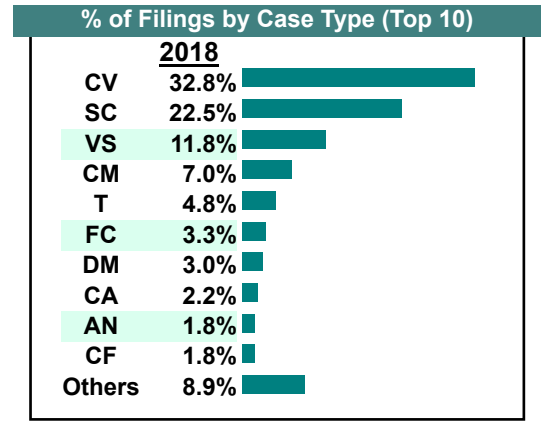
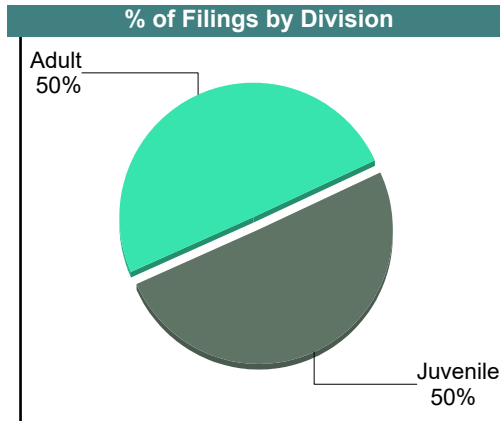
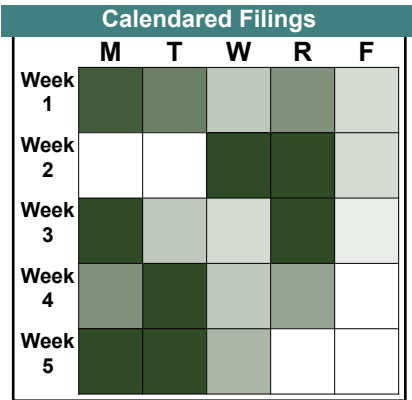


CASELOAD STATISTICS OF THE JUVENILE & DOMESTIC RELATIONS COURTS

October 2018

Pulaski
District: 27

		<u>Filings</u>	<u>Hearings</u>	<u>Transactions</u>	<u>Concluded</u>	<u>Cont</u>
<u>Adult</u>						
Non-Family Abuse Prot Order	AP	1	1	1	1	-
Capias	CA	6	19	19	9	10
Felony	CF	5	19	19	8	11
Misdemeanor	CM	19	101	101	35	66
Family Abuse - Prot Order	FP	4	16	16	9	7
Motion - Prot Order	MP	4	4	4	4	-
Violation of PO	PV	3	3	3	3	-
Show Cause	SC	60	113	113	33	80
SL/Other	SL	1	1	1	1	-
Civil Support	VS	32	50	50	30	20
Adult Total		135	327	327	133	194
<u>Juvenile</u>						
Abuse or Neglect	AN	5	13	13	5	8
Child in Need of Services	CS	1	8	8	4	4
Custody Visitation	CV	89	175	175	89	86
Felony	DF	0	2	2	1	1
Misdemeanor	DM	8	14	14	4	10
Foster Care Review	FC	9	9	9	9	-
Initial Foster Care	IF	1	1	1	1	-
Motion - Prot Order	MP	1	5	5	4	1
Permanency	PH	1	1	1	1	-
Petition	PT	1	1	1	0	1
Show Cause	SC	1	3	3	2	1
Traffic	T	13	15	17	9	8
Term Parental Rights	TP	5	10	10	9	1
Truancy	TR	1	3	3	2	1
Juvenile Total		136	260	262	140	122
Pulaski Totals		271	587	589	273	316



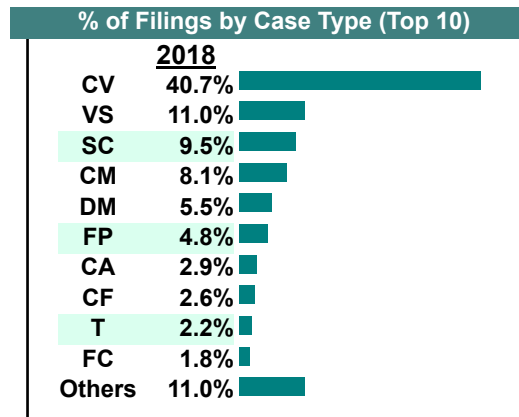
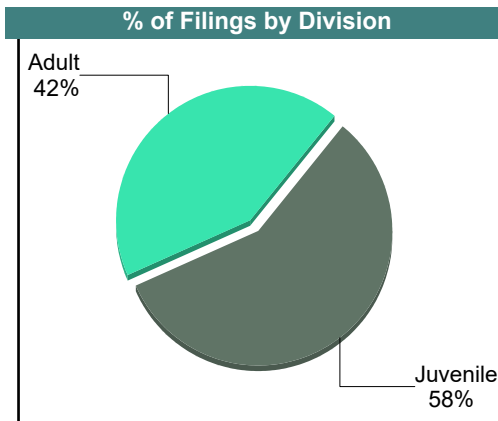
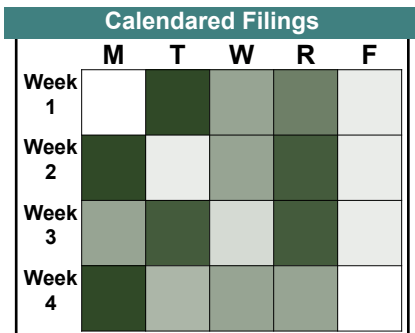
CASELOAD STATISTICS OF THE JUVENILE & DOMESTIC RELATIONS COURTS

September 2018

Pulaski

District: 27

		<u>Filings</u>	<u>Hearings</u>	<u>Transactions</u>	<u>Concluded</u>	<u>Cont</u>
<u>Adult</u>						
Capias	CA	8	18	18	9	9
Felony	CF	7	43	43	24	19
Misdemeanor	CM	22	83	83	25	58
Family Abuse - Prot Order	FP	13	23	23	11	12
Motion - Prot Order	MP	5	5	5	5	-
Other	OT	1	1	1	1	-
Violation of PO	PV	4	4	4	4	-
Show Cause	SC	24	71	71	28	43
SL/Other	SL	2	2	2	2	-
Civil Support	VS	30	40	40	27	13
Adult Total		116	290	290	136	154
<u>Juvenile</u>						
Abuse or Neglect	AN	2	14	14	9	5
Child in Need of Services	CS	1	4	4	1	3
Custody Visitation	CV	111	191	191	111	80
Felony	DF	0	13	13	0	13
Misdemeanor	DM	15	32	32	5	27
Foster Care Review	FC	5	5	5	5	-
Initial Foster Care	IF	4	6	6	4	2
Permanency	PH	4	4	4	4	-
Petition	PT	3	3	3	3	-
Child at Risk	RI	0	3	3	3	-
Show Cause	SC	2	2	2	1	1
Status	ST	2	2	2	2	-
Traffic	T	6	10	10	7	3
Term Parental Rights	TP	1	3	3	3	-
Truancy	TR	0	1	1	1	-
Voluntary Continuing Services Agreement	VA	1	1	1	1	-
Juvenile Total		157	294	294	160	134
Pulaski Totals		273	584	584	296	288

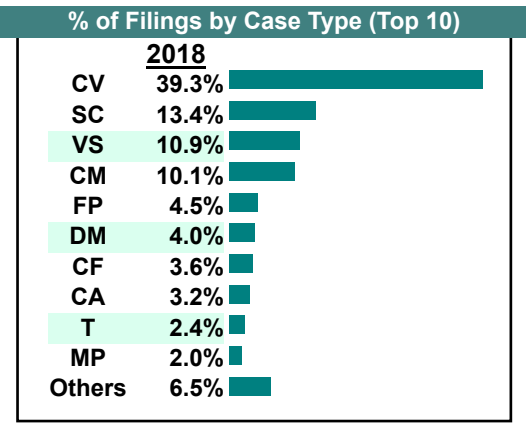
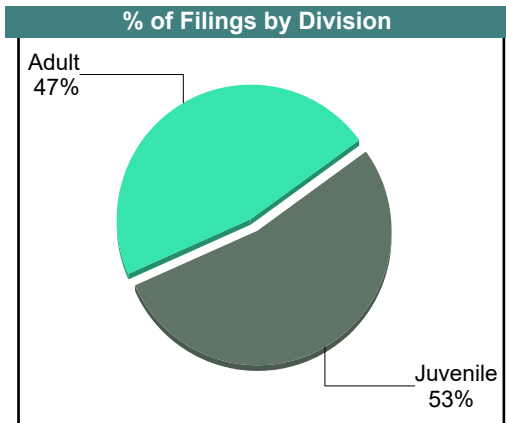



CASELOAD STATISTICS OF THE JUVENILE & DOMESTIC RELATIONS COURTS

August 2018

Pulaski
District: 27

		<u>Filings</u>	<u>Hearings</u>	<u>Transactions</u>	<u>Concluded</u>	<u>Cont</u>
<u>Adult</u>						
Capias	CA	8	26	26	11	15
Felony	CF	9	29	29	6	23
Misdemeanor	CM	25	84	84	15	69
Family Abuse - Prot Order	FP	11	25	25	13	12
Motion - Prot Order	MP	1	3	3	3	-
Violation of PO	PV	1	1	1	1	-
Show Cause	SC	33	69	69	25	44
Civil Support	VS	27	40	40	27	13
Adult Total		115	277	277	101	176
<u>Juvenile</u>						
Abuse or Neglect	AN	4	7	7	1	6
Child in Need of Services	CS	1	3	3	0	3
Custody Visitation	CV	97	193	193	107	86
Felony	DF	1	12	12	2	10
Misdemeanor	DM	10	32	33	12	21
Foster Care Review	FC	1	1	1	1	-
Motion - Prot Order	MP	4	4	4	0	4
Permanency	PH	1	3	3	3	-
Remand Custody	RC	2	2	2	2	-
Child at Risk	RI	0	1	1	1	-
Remand Visitation	RV	2	2	2	2	-
Show Cause	SC	0	1	1	1	-
Status	ST	1	1	1	1	-
Traffic	T	6	8	9	5	4
Term Parental Rights	TP	0	5	5	4	1
Truancy	TR	0	6	6	4	2
Voluntary Continuing Services Agreement	VA	2	2	2	2	-
Juvenile Total		132	283	285	148	137
Pulaski Totals		247	560	562	249	313



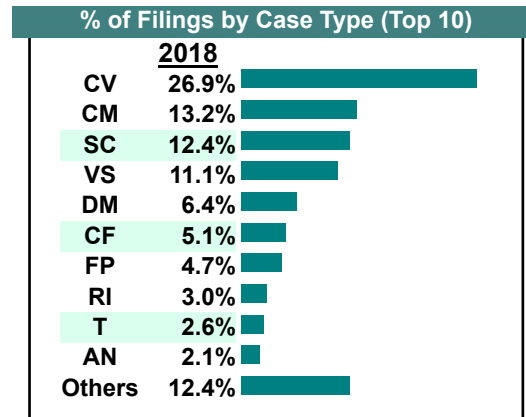
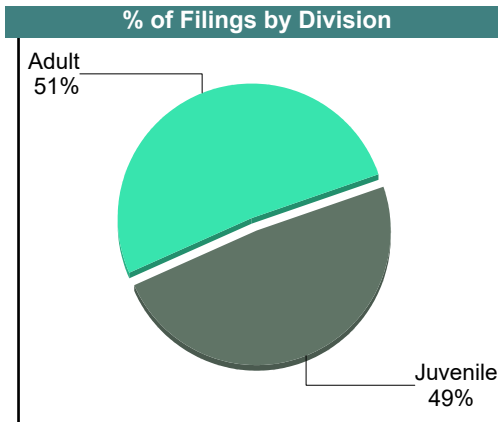

CASELOAD STATISTICS OF THE JUVENILE & DOMESTIC RELATIONS COURTS

July 2018

Pulaski

District: 27

		<u>Filings</u>	<u>Hearings</u>	<u>Transactions</u>	<u>Concluded</u>	<u>Cont</u>
<u>Adult</u>						
Non-Family Abuse Prot Order	AP	2	4	4	2	2
Capias	CA	4	12	12	4	8
Felony	CF	12	29	29	9	20
Misdemeanor	CM	31	75	75	17	58
Family Abuse - Prot Order	FP	11	23	23	12	11
Motion - Prot Order	MP	4	4	4	2	2
Other	OT	1	1	1	1	-
Show Cause	SC	29	59	59	27	32
Civil Support	VS	26	47	47	34	13
Adult Total		120	254	254	108	146
<u>Juvenile</u>						
Abuse or Neglect	AN	5	15	15	2	13
Child in Need of Services	CS	2	4	4	1	3
Custody Visitation	CV	63	173	173	105	68
Felony	DF	4	9	9	2	7
Misdemeanor	DM	15	24	24	5	19
Foster Care Review	FC	4	4	4	4	-
Initial Foster Care	IF	1	1	1	1	-
Permanency	PH	3	5	5	4	1
Child at Risk	RI	7	19	19	4	15
Status	ST	2	2	2	0	2
Traffic	T	6	8	10	6	4
Term Parental Rights	TP	2	6	6	4	2
Juvenile Total		114	270	272	138	134
Pulaski Totals		234	524	526	246	280

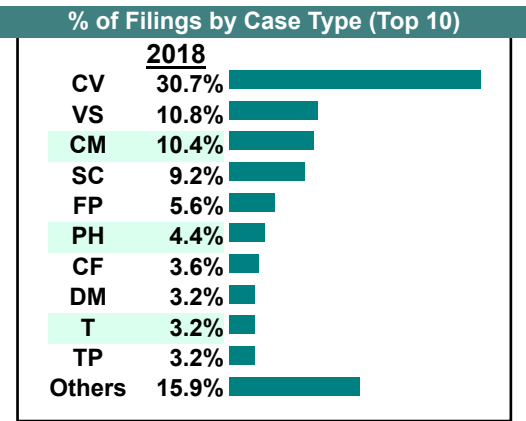
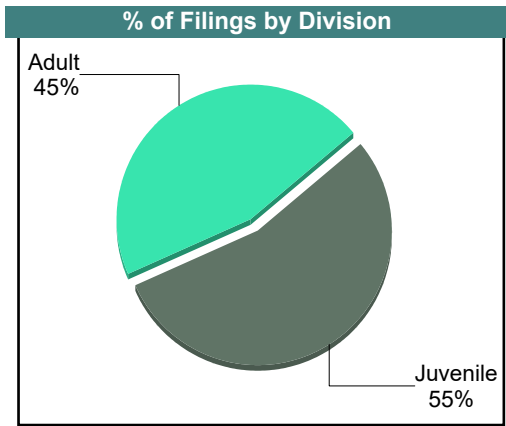
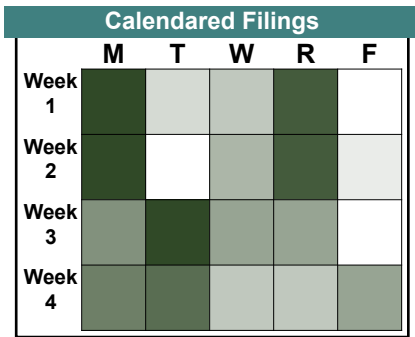


CASELOAD STATISTICS OF THE JUVENILE & DOMESTIC RELATIONS COURTS

June 2018

Pulaski
District: 27

		<u>Filings</u>	<u>Hearings</u>	<u>Transactions</u>	<u>Concluded</u>	<u>Cont</u>
<u>Adult</u>						
Capias	CA	5	12	12	3	9
Felony	CF	9	41	41	10	31
Misdemeanor	CM	26	92	92	32	60
Family Abuse - Prot Order	FP	14	26	26	9	17
Motion - Prot Order	MP	4	4	4	4	-
Other	OT	2	2	2	2	-
Violation of PO	PV	4	4	4	4	-
Show Cause	SC	23	63	63	28	35
Civil Support	VS	27	43	43	26	17
Adult Total		114	287	287	118	169
<u>Juvenile</u>						
Abuse or Neglect	AN	4	11	11	8	3
Custody Relief	CR	0	1	1	1	-
Child in Need of Services	CS	1	4	4	3	1
Custody Visitation	CV	77	156	156	51	105
Felony	DF	2	6	6	2	4
Misdemeanor	DM	8	32	32	15	17
Foster Care Review	FC	4	5	5	4	1
Initial Foster Care	IF	7	7	7	7	-
Motion - Prot Order	MP	1	1	1	1	-
Permanency	PH	11	12	12	9	3
Petition	PT	1	4	4	3	1
Child at Risk	RI	1	9	9	7	2
Show Cause	SC	0	1	1	1	-
Traffic	T	8	15	15	10	5
Term Parental Rights	TP	8	8	8	0	8
Truancy	TR	4	8	8	2	6
Juvenile Total		137	280	280	124	156
Pulaski Totals		251	567	567	242	325

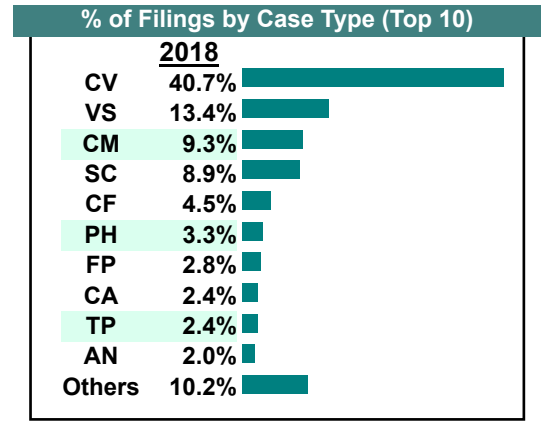
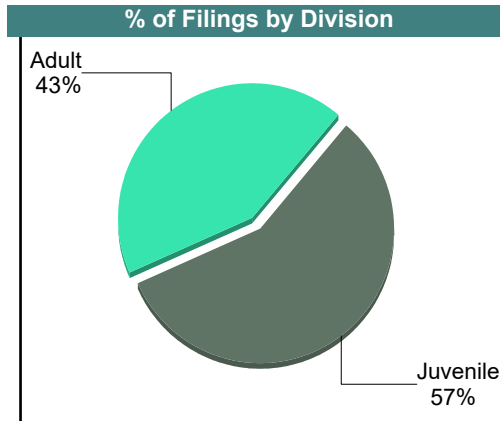



CASELOAD STATISTICS OF THE JUVENILE & DOMESTIC RELATIONS COURTS

May 2018

Pulaski
District: 27

		<u>Filings</u>	<u>Hearings</u>	<u>Transactions</u>	<u>Concluded</u>	<u>Cont</u>
<u>Adult</u>						
Non-Family Abuse Prot Order	AP	2	4	4	3	1
Capias	CA	6	23	23	4	19
Felony	CF	11	43	43	17	26
Misdemeanor	CM	23	96	96	24	72
Family Abuse - Prot Order	FP	7	16	16	7	9
Violation of PO	PV	2	2	2	2	-
Show Cause	SC	21	72	72	30	42
Civil Support	VS	33	51	51	34	17
Adult Total		105	307	307	121	186
<u>Juvenile</u>						
Abuse or Neglect	AN	5	15	15	4	11
Non-Family Abuse Prot Order	AP	0	1	1	1	-
Custody Relief	CR	1	1	1	0	1
Child in Need of Services	CS	1	7	7	2	5
Custody Visitation	CV	100	211	211	111	100
Felony	DF	0	12	12	3	9
Misdemeanor	DM	4	42	42	13	29
Foster Care Review	FC	1	1	1	1	-
Initial Foster Care	IF	3	3	3	3	-
Permanency	PH	8	10	10	9	1
Petition	PT	0	1	1	0	1
Child at Risk	RI	4	17	17	3	14
Show Cause	SC	1	6	6	2	4
Traffic	T	5	14	15	12	3
Term Parental Rights	TP	6	6	6	1	5
Truancy	TR	2	8	8	6	2
Juvenile Total		141	355	356	171	185
Pulaski Totals		246	662	663	292	371



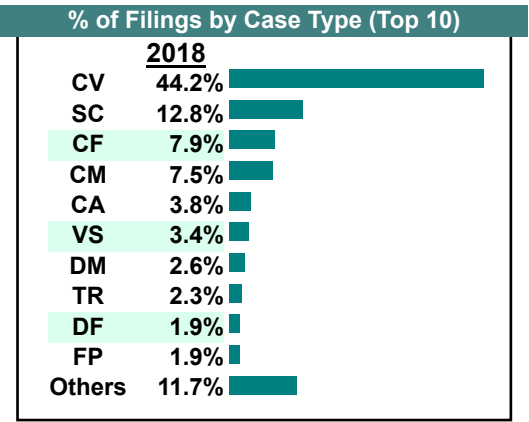
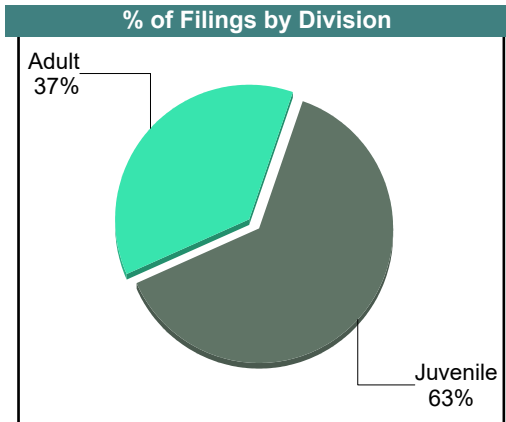
CASELOAD STATISTICS OF THE JUVENILE & DOMESTIC RELATIONS COURTS

April 2018

Pulaski
District: 27

		<u>Filings</u>	<u>Hearings</u>	<u>Transactions</u>	<u>Concluded</u>	<u>Cont</u>
<u>Adult</u>						
Capias	CA	9	28	28	11	17
Felony	CF	21	38	38	5	33
Misdemeanor	CM	20	80	80	22	58
Family Abuse - Prot Order	FP	5	8	8	4	4
Motion - Prot Order	MP	3	4	4	4	-
Other	OT	2	3	3	3	-
Show Cause	SC	29	86	86	40	46
Civil Support	VS	9	38	38	21	17
Adult Total		98	285	285	110	175
<u>Juvenile</u>						
Abuse or Neglect	AN	4	11	11	3	8
Non-Family Abuse Prot Order	AP	1	1	1	0	1
Capias	CA	1	3	3	1	2
Custody Relief	CR	1	2	2	1	1
Child in Need of Services	CS	3	5	5	1	4
Custody Visitation	CV	117	239	239	122	117
Felony	DF	5	10	10	0	10
Misdemeanor	DM	7	22	22	5	17
Foster Care Review	FC	2	2	2	2	-
Initial Foster Care	IF	3	3	3	3	-
Motion - Prot Order	MP	1	1	1	1	-
Permanency	PH	1	1	1	1	-
Petition	PT	2	3	3	2	1
Child at Risk	RI	3	7	7	1	6
Show Cause	SC	5	7	7	1	6
Status	ST	0	1	1	1	-
Traffic	T	4	10	10	8	2
Term Parental Rights	TP	0	3	3	3	-
Truancy	TR	6	16	16	1	15
Voluntary Continuing Services Agreement	VA	1	1	1	1	-
Juvenile Total		167	348	348	158	190
Pulaski Totals		265	633	633	268	365

Calendared Filings					
	M	T	W	R	F
Week 1	█	█	█	█	
Week 2	█		█	█	
Week 3	█	█	█	█	
Week 4	█	█	█	█	█
Week 5	█				

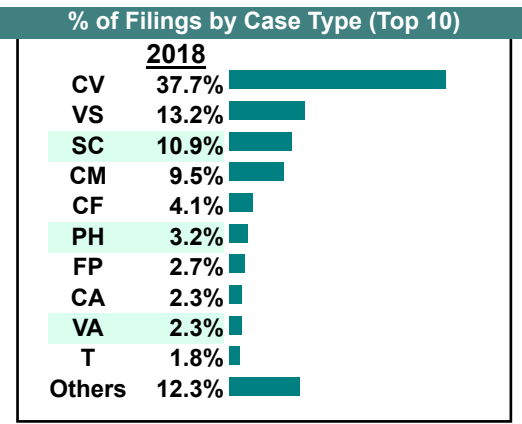
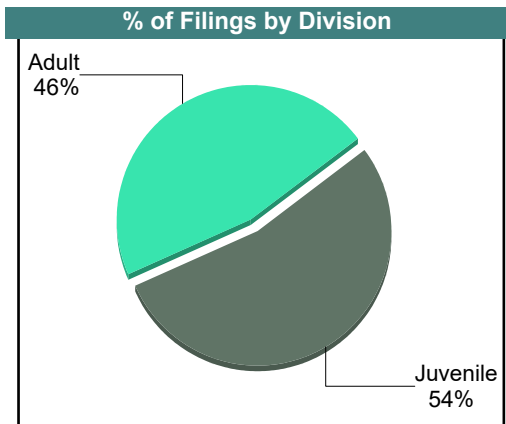



CASELOAD STATISTICS OF THE JUVENILE & DOMESTIC RELATIONS COURTS

March 2018

Pulaski
District: 27

		<u>Filings</u>	<u>Hearings</u>	<u>Transactions</u>	<u>Concluded</u>	<u>Cont</u>
<u>Adult</u>						
Non-Family Abuse Prot Order	AP	3	6	6	5	1
Capias	CA	5	14	14	6	8
Felony	CF	9	21	21	3	18
Misdemeanor	CM	21	94	94	28	66
Family Abuse - Prot Order	FP	6	13	13	7	6
Motion - Prot Order	MP	3	3	3	3	-
Other	OT	0	2	2	0	2
Violation of PO	PV	3	3	3	3	-
Show Cause	SC	23	67	67	17	50
Civil Support	VS	29	60	60	28	32
Adult Total		102	283	283	100	183
<u>Juvenile</u>						
Abuse or Neglect	AN	1	8	8	3	5
Non-Family Abuse Prot Order	AP	0	1	1	1	-
Capias	CA	0	1	1	1	-
Child in Need of Services	CS	1	5	5	1	4
Custody Visitation	CV	83	182	182	77	105
Felony	DF	0	8	8	3	5
Misdemeanor	DM	3	20	20	11	9
Foster Care Review	FC	2	2	2	2	-
Initial Foster Care	IF	3	3	3	3	-
Permanency	PH	7	7	7	5	2
Petition	PT	2	3	3	1	2
Child at Risk	RI	3	8	8	0	8
Show Cause	SC	1	1	1	0	1
Traffic	T	4	9	9	6	3
Term Parental Rights	TP	1	1	1	1	-
Truancy	TR	2	6	6	2	4
Voluntary Continuing Services Agreement	VA	5	5	5	5	-
Juvenile Total		118	270	270	122	148
Pulaski Totals		220	553	553	222	331

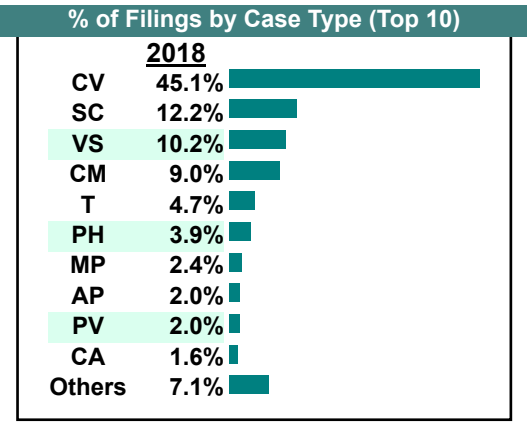
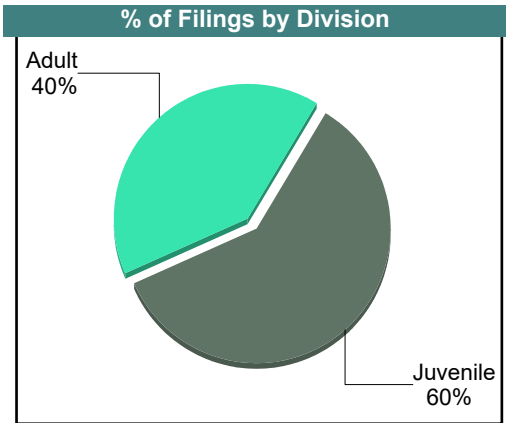
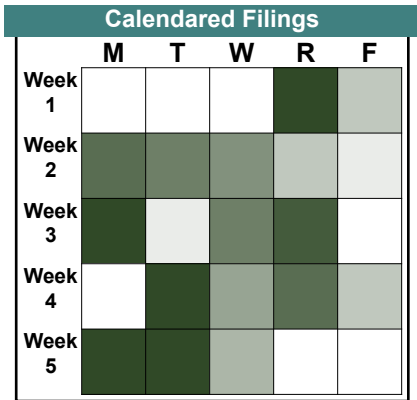


CASELOAD STATISTICS OF THE JUVENILE & DOMESTIC RELATIONS COURTS

February 2018

Pulaski
District: 27

		<u>Filings</u>	<u>Hearings</u>	<u>Transactions</u>	<u>Concluded</u>	<u>Cont</u>
<u>Adult</u>						
Non-Family Abuse Prot Order	AP	4	6	6	3	3
Capias	CA	3	19	19	9	10
Felony	CF	1	16	16	7	9
Misdemeanor	CM	23	88	88	32	56
Family Abuse - Prot Order	FP	4	7	7	3	4
Motion - Prot Order	MP	6	6	6	4	2
Other	OT	0	1	1	0	1
Violation of PO	PV	5	5	5	5	-
Show Cause	SC	31	71	71	22	49
Civil Support	VS	26	37	37	17	20
Adult Total		103	256	256	102	154
<u>Juvenile</u>						
Abuse or Neglect	AN	2	8	8	1	7
Non-Family Abuse Prot Order	AP	1	1	1	0	1
Capias	CA	1	5	5	2	3
Child in Need of Services	CS	1	1	1	0	1
Custody Visitation	CV	115	187	187	90	97
Felony	DF	0	9	9	0	9
Misdemeanor	DM	2	30	30	7	23
Foster Care Review	FC	4	4	4	4	-
Initial Foster Care	IF	1	1	1	1	-
Permanency	PH	10	10	10	10	-
Petition	PT	1	1	1	0	1
Child at Risk	RI	1	1	1	0	1
Show Cause	SC	0	4	4	2	2
Status	ST	1	1	1	1	-
Traffic	T	12	13	13	6	7
Truancy	TR	0	6	6	3	3
Juvenile Total		152	282	282	127	155
Pulaski Totals		255	538	538	229	309



CASELOAD STATISTICS OF THE JUVENILE & DOMESTIC RELATIONS COURTS

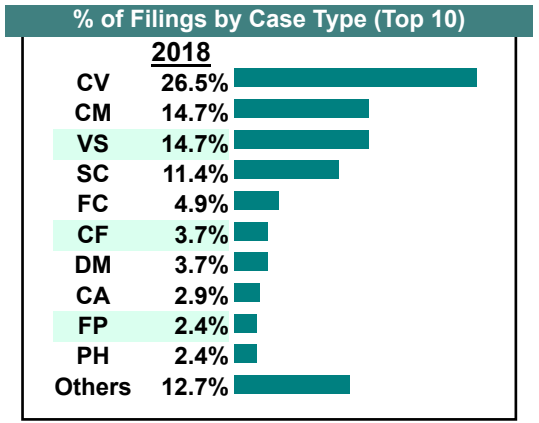
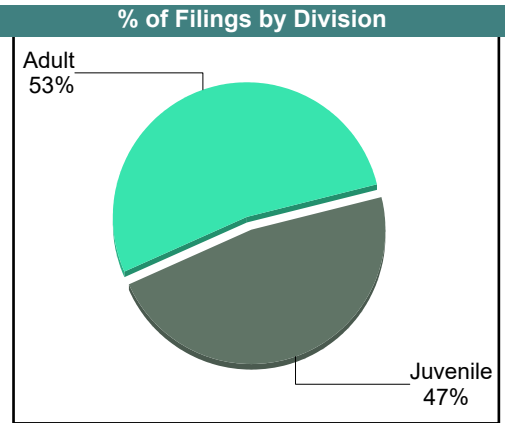

January 2018

Pulaski
District: 27

		Filings	Hearings	Transactions	Concluded	Cont
Adult						
Non-Family Abuse Prot Order	AP	1	3	3	1	2
Capias	CA	6	18	18	5	13
Felony	CF	9	34	34	9	25
Misdemeanor	CM	36	119	119	34	85
Family Abuse - Prot Order	FP	6	10	10	5	5
Motion - Prot Order	MP	4	4	4	4	-
Other	OT	0	1	1	0	1
Violation of PO	PV	3	3	3	3	-
Show Cause	SC	27	64	64	22	42
SL/Other	SL	1	1	1	1	-
Civil Support	VS	36	53	53	35	18
Adult Total		129	310	310	119	191

Juvenile						
Abuse or Neglect	AN	4	8	8	1	7
Capias	CA	1	4	4	1	3
Child in Need of Services	CS	0	4	4	1	3
Custody Visitation	CV	65	131	131	61	70
Felony	DF	3	19	19	3	16
Misdemeanor	DM	9	40	40	19	21
Foster Care Review	FC	12	12	12	12	-
Initial Foster Care	IF	2	2	2	2	-
Permanency	PH	6	9	9	7	2
Show Cause	SC	1	5	5	2	3
Traffic	T	5	9	9	4	5
Term Parental Rights	TP	3	7	7	4	3
Truancy	TR	5	9	9	1	8
Juvenile Total		116	259	259	118	141

Pulaski Totals		245	569	569	237	332
-----------------------	--	------------	------------	------------	------------	------------



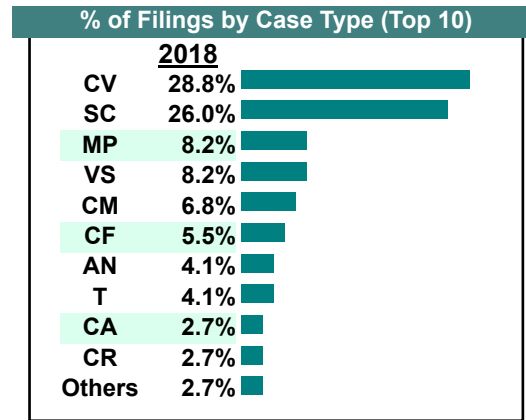
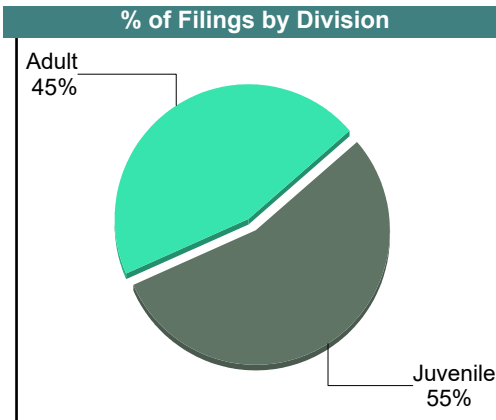
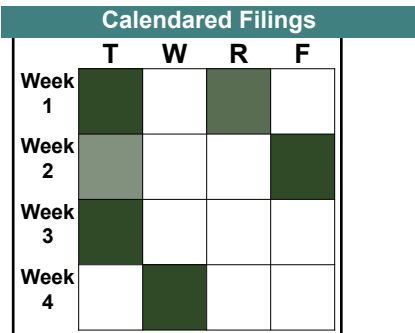
CASELOAD STATISTICS OF THE JUVENILE & DOMESTIC RELATIONS COURTS

December 2018

Radford

District: 27

		<u>Filings</u>	<u>Hearings</u>	<u>Transactions</u>	<u>Concluded</u>	<u>Cont</u>
Adult						
Capias	CA	2	4	4	1	3
Felony	CF	4	11	11	5	6
Misdemeanor	CM	5	27	27	9	18
Motion - Prot Order	MP	1	1	1	1	-
Show Cause	SC	15	25	25	4	21
Civil Support	VS	6	7	7	3	4
Adult Total		33	75	75	23	52
Juvenile						
Abuse or Neglect	AN	3	13	13	5	8
Custody Relief	CR	2	2	2	2	-
Custody Visitation	CV	21	34	34	10	24
Felony	DF	0	33	33	0	33
Misdemeanor	DM	1	17	17	5	12
Motion - Prot Order	MP	5	5	5	3	2
Petition	PT	1	1	1	0	1
Show Cause	SC	4	8	8	0	8
Status	ST	0	2	2	1	1
Traffic	T	3	4	4	3	1
Term Parental Rights	TP	0	2	2	0	2
Juvenile Total		40	121	121	29	92
Radford Totals		73	196	196	52	144



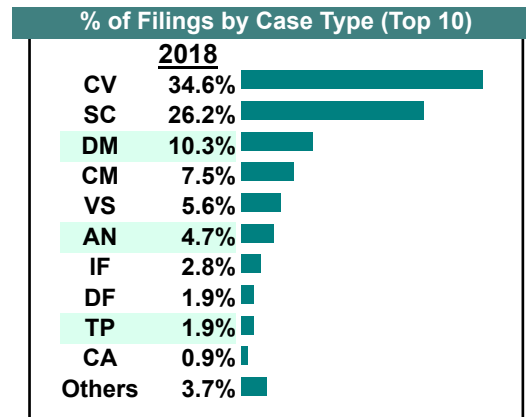
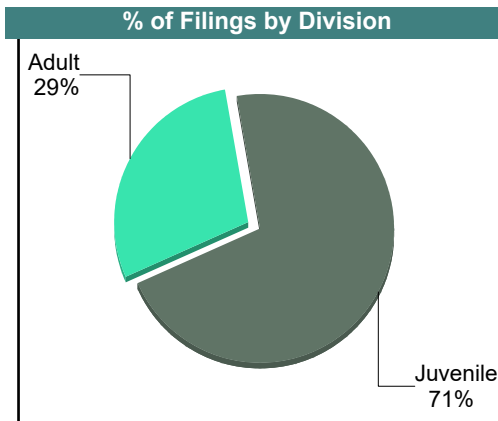
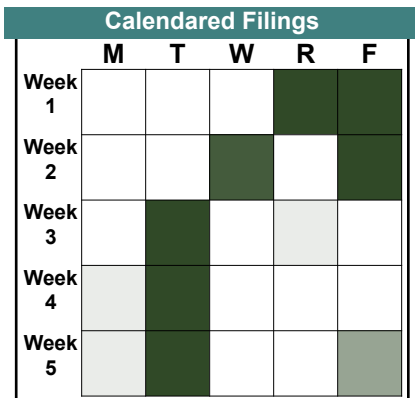
CASELOAD STATISTICS OF THE JUVENILE & DOMESTIC RELATIONS COURTS

November 2018

Radford

District: 27

		<u>Filings</u>	<u>Hearings</u>	<u>Transactions</u>	<u>Concluded</u>	<u>Cont</u>
Adult						
Capias	CA	1	7	7	3	4
Felony	CF	0	17	17	3	14
Misdemeanor	CM	8	28	28	5	23
Family Abuse - Prot Order	FP	1	2	2	1	1
Remand Support	RS	1	1	1	1	-
Show Cause	SC	14	27	27	8	19
Civil Support	VS	6	8	8	6	2
Adult Total		31	90	90	27	63
Juvenile						
Abuse or Neglect	AN	5	12	12	4	8
Custody Visitation	CV	37	78	78	57	21
Felony	DF	2	8	8	0	8
Misdemeanor	DM	11	30	30	4	26
Emancipation	EP	1	1	1	1	-
Foster Care Review	FC	1	1	1	1	-
Initial Foster Care	IF	3	3	3	3	-
Show Cause	SC	14	15	15	1	14
Status	ST	0	2	2	0	2
Traffic	T	0	1	1	1	-
Term Parental Rights	TP	2	2	2	2	-
Juvenile Total		76	153	153	74	79
Radford Totals		107	243	243	101	142



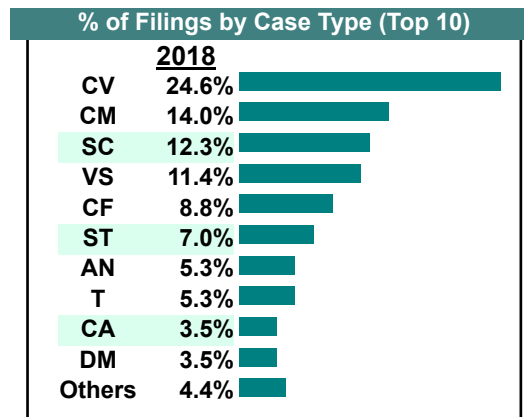
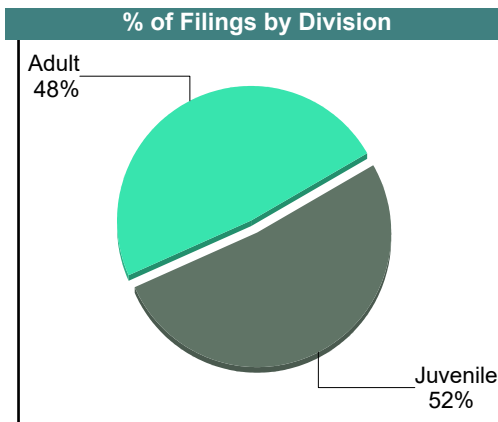

CASELOAD STATISTICS OF THE JUVENILE & DOMESTIC RELATIONS COURTS

October 2018

Radford

District: 27

		<u>Filings</u>	<u>Hearings</u>	<u>Transactions</u>	<u>Concluded</u>	<u>Cont</u>
<u>Adult</u>						
Capias	CA	4	15	15	3	12
Felony	CF	10	24	24	8	16
Misdemeanor	CM	16	38	38	12	26
Family Abuse - Prot Order	FP	0	1	1	1	-
Motion - Prot Order	MP	1	1	1	1	-
Violation of PO	PV	1	1	1	1	-
Show Cause	SC	10	39	39	12	27
Civil Support	VS	13	20	20	17	3
Adult Total		55	139	139	55	84
<u>Juvenile</u>						
Abuse or Neglect	AN	6	17	17	2	15
Custody Visitation	CV	28	49	49	16	33
Felony	DF	3	36	36	0	36
Misdemeanor	DM	4	18	18	5	13
Motion - Prot Order	MP	0	2	2	2	-
Show Cause	SC	4	7	7	2	5
Status	ST	8	12	12	7	5
Traffic	T	6	5	7	5	2
Term Parental Rights	TP	0	2	2	0	2
Juvenile Total		59	148	150	39	111
Radford Totals		114	287	289	94	195



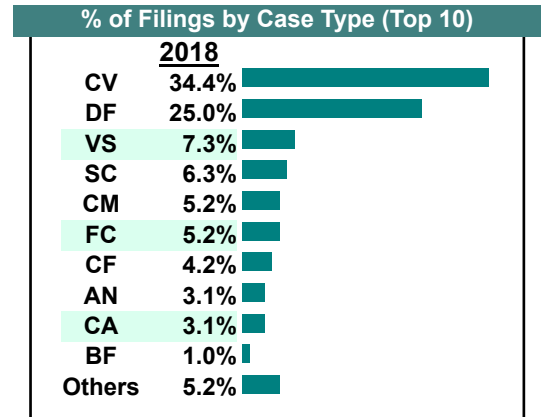
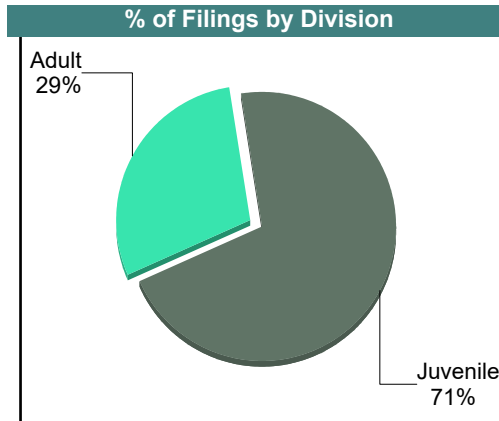
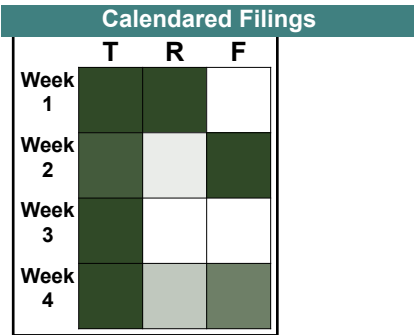
CASELOAD STATISTICS OF THE JUVENILE & DOMESTIC RELATIONS COURTS

September 2018

Radford

District: 27

		<u>Filings</u>	<u>Hearings</u>	<u>Transactions</u>	<u>Concluded</u>	<u>Cont</u>
Adult						
Bond Forfeiture	BF	1	1	1	0	1
Capias	CA	3	6	6	3	3
Felony	CF	4	16	16	5	11
Misdemeanor	CM	5	36	36	18	18
Family Abuse - Prot Order	FP	1	1	1	0	1
Motion - Prot Order	MP	1	1	1	1	-
Show Cause	SC	6	13	13	3	10
Civil Support	VS	7	11	11	7	4
Adult Total		28	85	85	37	48
Juvenile						
Abuse or Neglect	AN	3	9	9	6	3
Custody Visitation	CV	33	59	59	44	15
Felony	DF	24	24	24	0	24
Misdemeanor	DM	0	3	3	2	1
Foster Care Review	FC	5	5	5	5	-
Initial Foster Care	IF	1	1	1	1	-
Petition	PT	1	3	3	2	1
Show Cause	SC	0	3	3	0	3
Status	ST	1	1	1	0	1
Traffic	T	0	1	2	1	1
Juvenile Total		68	109	110	61	49
Radford Totals		96	194	195	98	97



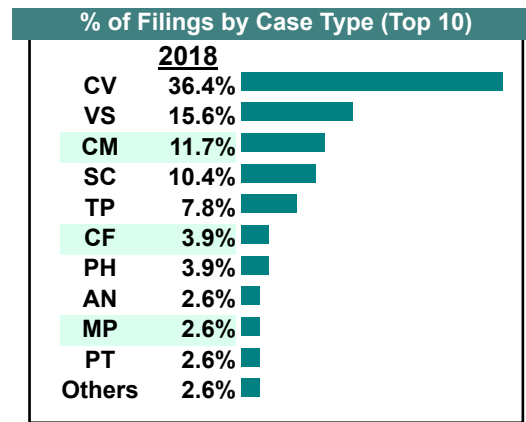
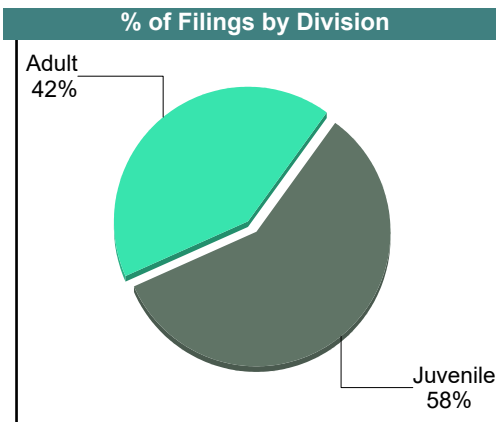
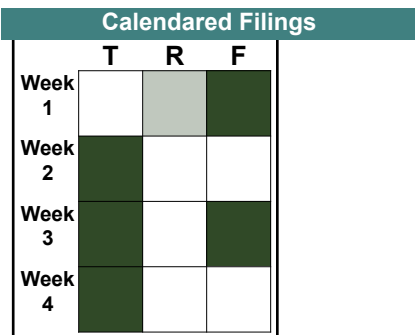
CASELOAD STATISTICS OF THE JUVENILE & DOMESTIC RELATIONS COURTS

August 2018

Radford

District: 27

		<u>Filings</u>	<u>Hearings</u>	<u>Transactions</u>	<u>Concluded</u>	<u>Cont</u>
<u>Adult</u>						
Felony	CF	3	13	13	1	12
Misdemeanor	CM	9	19	19	7	12
Family Abuse - Prot Order	FP	0	1	1	1	-
Motion - Prot Order	MP	0	1	1	1	-
Show Cause	SC	8	27	27	21	6
Civil Support	VS	12	22	22	15	7
Adult Total		32	83	83	46	37
<u>Juvenile</u>						
Abuse or Neglect	AN	2	6	6	2	4
Capias	CA	0	1	1	1	-
Custody Visitation	CV	28	47	47	22	25
Misdemeanor	DM	0	5	5	3	2
Motion - Prot Order	MP	2	2	2	0	2
Permanency	PH	3	3	3	3	-
Petition	PT	2	2	2	0	2
Show Cause	SC	0	3	3	1	2
Status	ST	1	2	2	2	-
Traffic	T	1	0	1	1	-
Term Parental Rights	TP	6	6	6	4	2
Juvenile Total		45	77	78	39	39
Radford Totals		77	160	161	85	76



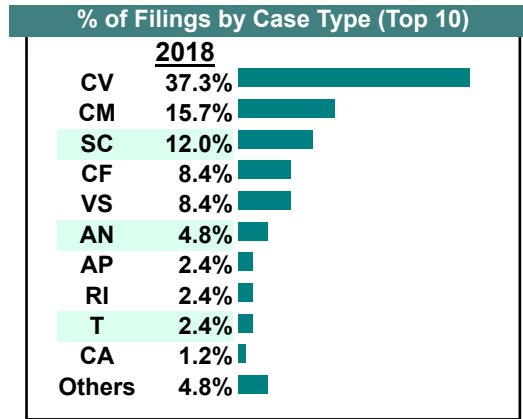
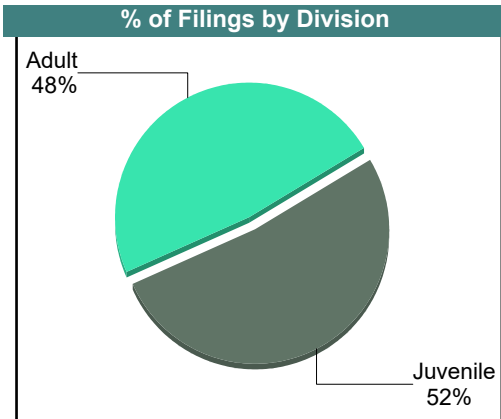

CASELOAD STATISTICS OF THE JUVENILE & DOMESTIC RELATIONS COURTS

July 2018

Radford

District: 27

		<u>Filings</u>	<u>Hearings</u>	<u>Transactions</u>	<u>Concluded</u>	<u>Cont</u>
Adult						
Capias	CA	1	3	3	2	1
Felony	CF	7	18	18	6	12
Misdemeanor	CM	13	50	50	34	16
Family Abuse - Prot Order	FP	1	3	3	2	1
Motion - Prot Order	MP	1	1	1	0	1
Show Cause	SC	10	24	24	14	10
Civil Support	VS	7	9	9	3	6
Adult Total		40	108	108	61	47
Juvenile						
Abuse or Neglect	AN	4	9	9	1	8
Non-Family Abuse Prot Order	AP	2	2	2	2	-
Capias	CA	0	1	1	0	1
Custody Visitation	CV	31	57	57	24	33
Felony	DF	0	4	4	1	3
Misdemeanor	DM	1	31	31	8	23
Initial Foster Care	IF	1	1	1	1	-
Child at Risk	RI	2	2	2	2	-
Show Cause	SC	0	10	10	4	6
Status	ST	0	1	1	1	-
Traffic	T	2	2	2	0	2
Juvenile Total		43	120	120	44	76
Radford Totals		83	228	228	105	123



CASELOAD STATISTICS OF THE JUVENILE & DOMESTIC RELATIONS COURTS

June 2018

Radford

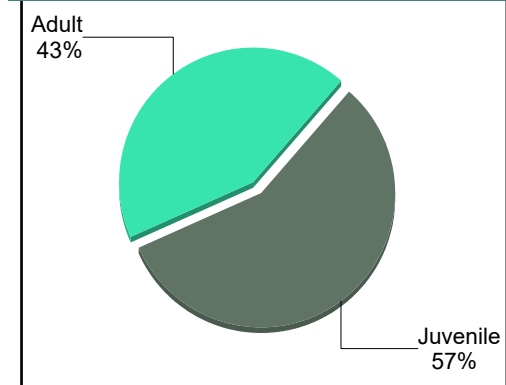
District: 27

		<u>Filings</u>	<u>Hearings</u>	<u>Transactions</u>	<u>Concluded</u>	<u>Cont</u>
Adult						
Capias	CA	4	8	8	2	6
Felony	CF	3	23	23	5	18
Misdemeanor	CM	7	43	43	14	29
Family Abuse - Prot Order	FP	3	9	9	6	3
Show Cause	SC	15	27	27	8	19
SL/Other	SL	2	2	2	2	-
Civil Support	VS	6	8	8	6	2
Adult Total		40	120	120	43	77
Juvenile						
Abuse or Neglect	AN	1	6	6	3	3
Custody Visitation	CV	25	52	52	30	22
Felony	DF	1	7	7	0	7
Misdemeanor	DM	8	37	37	7	30
Initial Foster Care	IF	3	3	3	3	-
Motion - Prot Order	MP	0	5	5	5	-
Permanency	PH	2	2	2	2	-
Show Cause	SC	10	13	13	1	12
Status	ST	1	2	2	0	2
Traffic	T	2	2	2	1	1
Juvenile Total		53	129	129	52	77
Radford Totals		93	249	249	95	154

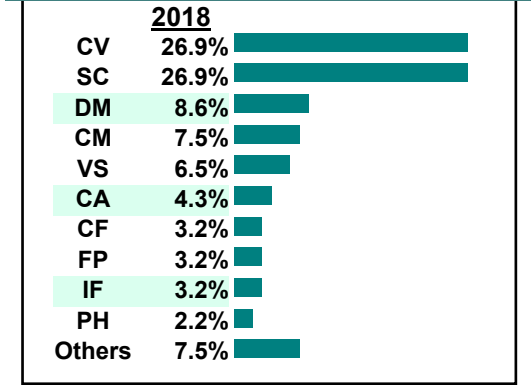
Calendared Filings

	M	T	R	F
Week 1				
Week 2				
Week 3				
Week 4				
Week 5				

% of Filings by Division



% of Filings by Case Type (Top 10)



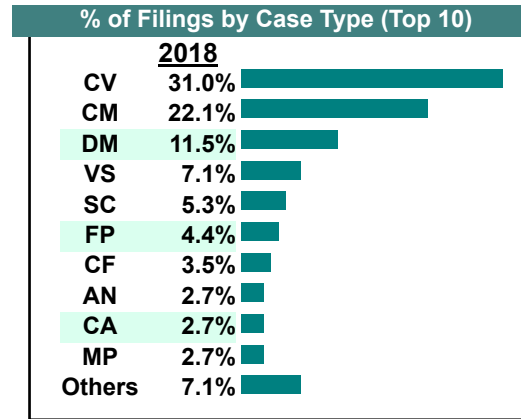
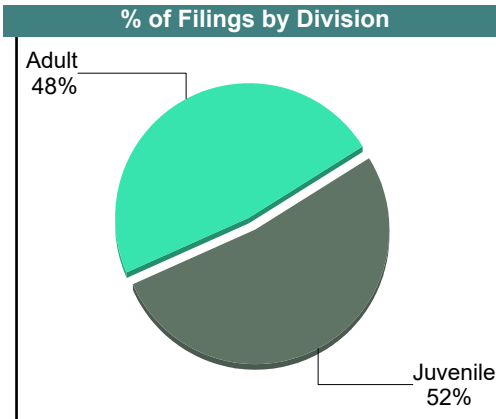

CASELOAD STATISTICS OF THE JUVENILE & DOMESTIC RELATIONS COURTS

May 2018

Radford

District: 27

		<u>Filings</u>	<u>Hearings</u>	<u>Transactions</u>	<u>Concluded</u>	<u>Cont</u>
<u>Adult</u>						
Capias	CA	2	2	2	1	1
Felony	CF	4	11	11	3	8
Misdemeanor	CM	25	50	50	8	42
Family Abuse - Prot Order	FP	5	10	10	4	6
Motion - Prot Order	MP	3	4	4	3	1
Remand Support	RS	1	1	1	1	-
Show Cause	SC	6	24	24	10	14
Civil Support	VS	8	13	13	11	2
Adult Total		54	115	115	41	74
<u>Juvenile</u>						
Abuse or Neglect	AN	3	17	17	7	10
Capias	CA	1	1	1	0	1
Custody Visitation	CV	35	73	73	28	45
Felony	DF	0	8	8	0	8
Misdemeanor	DM	13	37	37	5	32
Initial Foster Care	IF	1	1	1	1	-
Remand Custody	RC	1	1	1	1	-
Remand Visitation	RV	1	1	1	1	-
Show Cause	SC	0	4	4	1	3
Status	ST	2	4	4	4	-
Traffic	T	1	4	4	3	1
Voluntary Continuing Services Agreement	VA	1	1	1	1	-
Juvenile Total		59	152	152	52	100
Radford Totals		113	267	267	93	174



CASELOAD STATISTICS OF THE JUVENILE & DOMESTIC RELATIONS COURTS

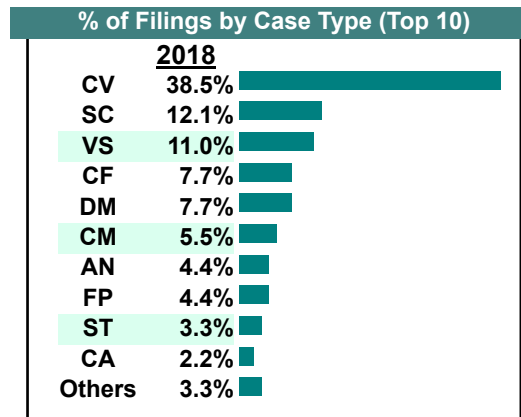
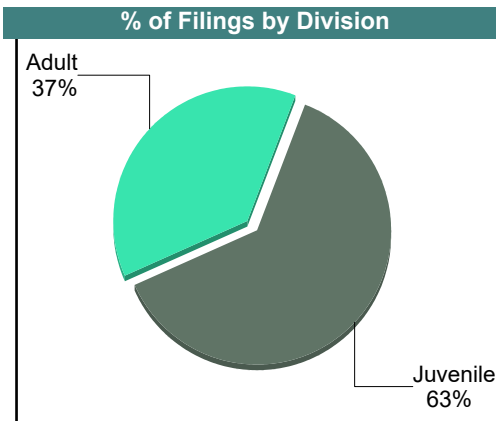
April 2018

Radford

District: 27

		<u>Filings</u>	<u>Hearings</u>	<u>Transactions</u>	<u>Concluded</u>	<u>Cont</u>
<u>Adult</u>						
Capias	CA	2	4	4	1	3
Felony	CF	7	23	23	0	23
Misdemeanor	CM	5	27	27	7	20
Family Abuse - Prot Order	FP	4	6	6	2	4
Show Cause	SC	6	23	23	5	18
Civil Support	VS	10	16	16	9	7
Adult Total		34	99	99	24	75
<u>Juvenile</u>						
Abuse or Neglect	AN	4	11	11	0	11
Custody Visitation	CV	35	44	44	18	26
Felony	DF	2	7	7	4	3
Misdemeanor	DM	7	30	30	16	14
Permanency	PH	1	1	1	1	-
Show Cause	SC	5	16	16	12	4
Status	ST	3	6	6	0	6
Traffic	T	0	4	4	3	1
Juvenile Total		57	119	119	54	65
Radford Totals		91	218	218	78	140

Calendared Filings				
	M	T	R	F
Week 1	■	■		■
Week 2		■	■	■
Week 3		■		
Week 4		■		■



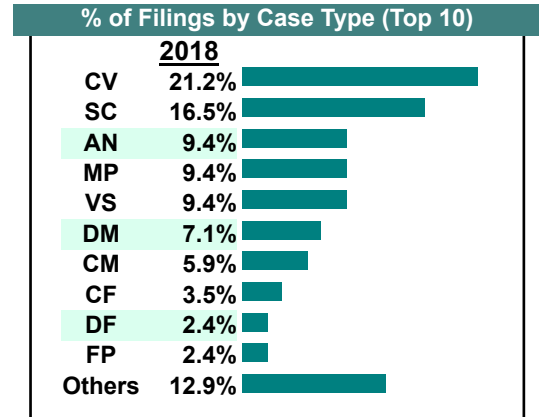
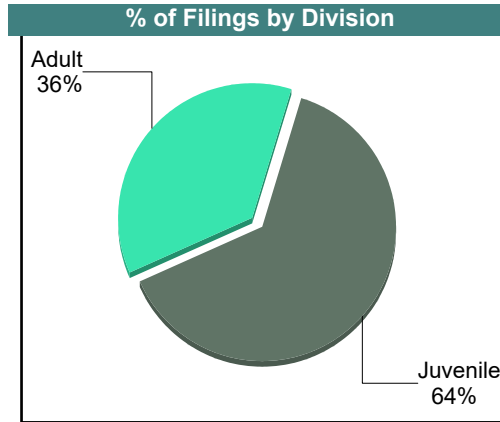

CASELOAD STATISTICS OF THE JUVENILE & DOMESTIC RELATIONS COURTS

March 2018

Radford

District: 27

		<u>Filings</u>	<u>Hearings</u>	<u>Transactions</u>	<u>Concluded</u>	<u>Cont</u>
<u>Adult</u>						
Felony	CF	3	15	15	2	13
Misdemeanor	CM	5	29	29	7	22
Family Abuse - Prot Order	FP	2	7	7	5	2
Motion - Prot Order	MP	3	3	3	3	-
Other	OT	1	2	2	1	1
Remand Support	RS	1	1	1	1	-
Show Cause	SC	7	21	21	8	13
SL/Other	SL	1	1	1	1	-
Civil Support	VS	8	11	11	6	5
Adult Total		31	90	90	34	56
<u>Juvenile</u>						
Abuse or Neglect	AN	8	11	11	1	10
Custody Visitation	CV	18	38	38	25	13
Felony	DF	2	20	20	5	15
Misdemeanor	DM	6	22	22	5	17
Foster Care Review	FC	1	1	1	1	-
Motion - Prot Order	MP	5	5	5	0	5
Permanency	PH	2	2	2	2	-
Remand Custody	RC	2	2	2	2	-
Remand Visitation	RV	1	1	1	1	-
Show Cause	SC	7	8	8	2	6
Status	ST	0	2	2	1	1
Traffic	T	2	3	3	1	2
Juvenile Total		54	115	115	46	69
Radford Totals		85	205	205	80	125



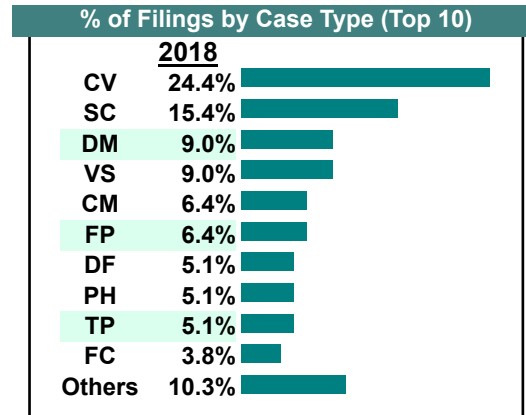
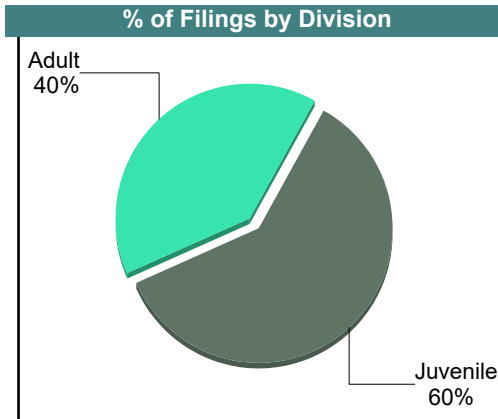
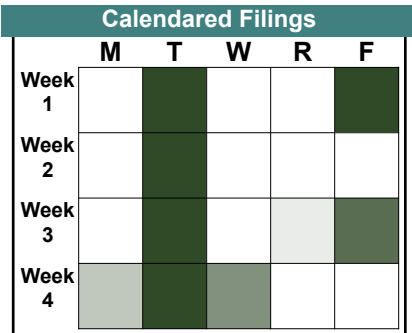
CASELOAD STATISTICS OF THE JUVENILE & DOMESTIC RELATIONS COURTS

February 2018

Radford

District: 27

		<u>Filings</u>	<u>Hearings</u>	<u>Transactions</u>	<u>Concluded</u>	<u>Cont</u>
<u>Adult</u>						
Capias	CA	2	5	5	3	2
Felony	CF	0	27	27	19	8
Misdemeanor	CM	5	32	32	11	21
Family Abuse - Prot Order	FP	5	12	12	4	8
Remand Support	RS	1	1	1	1	-
Show Cause	SC	11	17	17	8	9
Civil Support	VS	7	10	10	8	2
Adult Total		31	104	104	54	50
<u>Juvenile</u>						
Custody Visitation	CV	19	35	35	27	8
Felony	DF	4	11	11	0	11
Misdemeanor	DM	7	42	42	16	26
Foster Care Review	FC	3	3	3	3	-
Permanency	PH	4	4	4	4	-
Remand Custody	RC	2	2	2	2	-
Remand Visitation	RV	2	2	2	2	-
Show Cause	SC	1	4	4	0	4
Status	ST	1	1	1	0	1
Traffic	T	0	3	3	1	2
Term Parental Rights	TP	4	4	4	4	-
Juvenile Total		47	111	111	59	52
Radford Totals		78	215	215	113	102



CASELOAD STATISTICS OF THE JUVENILE & DOMESTIC RELATIONS COURTS

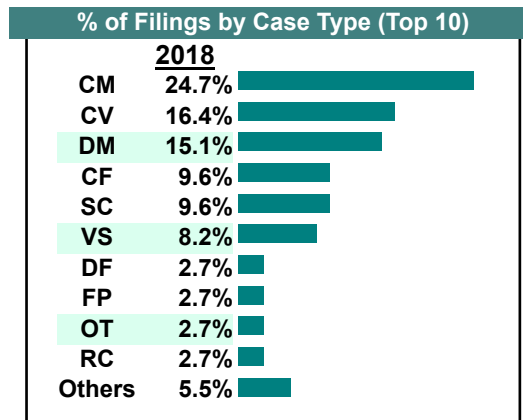
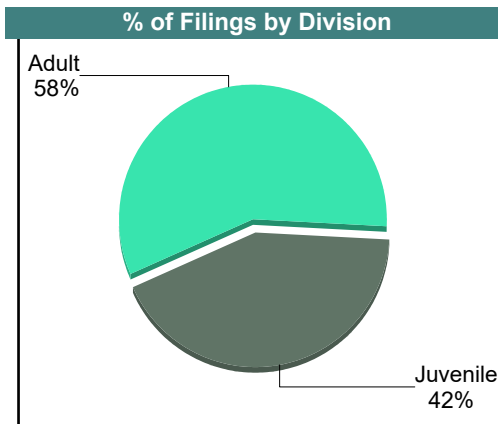
January 2018

Radford

District: 27

		<u>Filings</u>	<u>Hearings</u>	<u>Transactions</u>	<u>Concluded</u>	<u>Cont</u>
Adult						
Capias	CA	0	2	2	0	2
Felony	CF	7	20	20	1	19
Misdemeanor	CM	18	56	56	9	47
Family Abuse - Prot Order	FP	2	3	3	0	3
Other	OT	2	2	2	2	-
Remand Support	RS	1	1	1	1	-
Show Cause	SC	6	16	16	5	11
Civil Support	VS	6	13	13	8	5
Adult Total		42	113	113	26	87
Juvenile						
Custody Visitation	CV	12	31	31	16	15
Felony	DF	2	12	12	0	12
Misdemeanor	DM	11	21	21	2	19
Remand Custody	RC	2	2	2	2	-
Remand Visitation	RV	2	2	2	2	-
Show Cause	SC	1	5	5	2	3
Status	ST	1	1	1	0	1
Traffic	T	0	2	2	0	2
Juvenile Total		31	76	76	24	52
Radford Totals		73	189	189	50	139

Calendared Filings					
	M	T	W	R	F
Week 1					
Week 2					
Week 3					
Week 4					
Week 5					

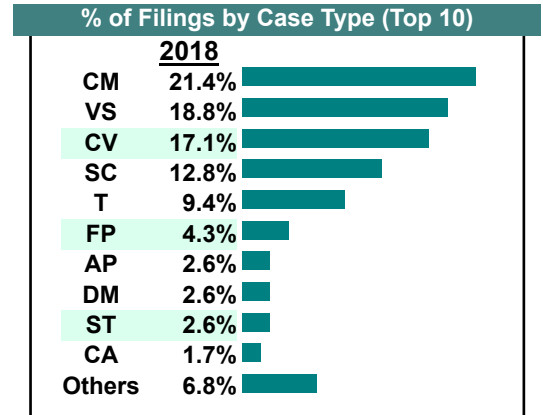
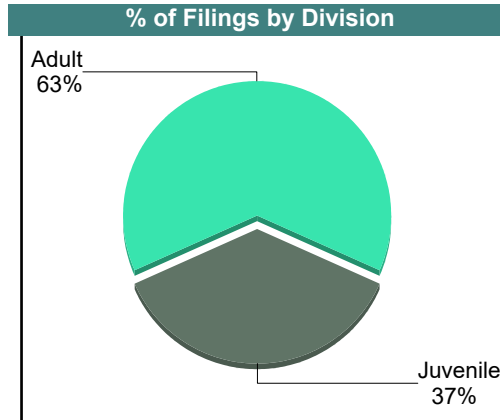
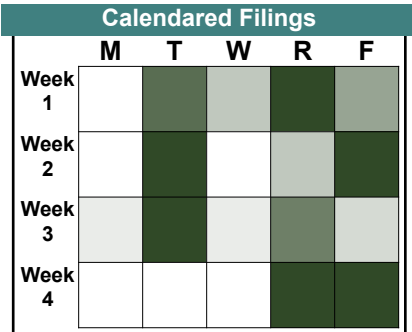


CASELOAD STATISTICS OF THE JUVENILE & DOMESTIC RELATIONS COURTS

December 2018

Wythe
District: 27

		<u>Filings</u>	<u>Hearings</u>	<u>Transactions</u>	<u>Concluded</u>	<u>Cont</u>
<u>Adult</u>						
Non-Family Abuse Prot Order	AP	3	3	3	1	2
Capias	CA	2	9	9	3	6
Felony	CF	2	11	15	8	7
Misdemeanor	CM	25	61	61	16	45
Family Abuse - Prot Order	FP	5	7	7	3	4
Motion - Prot Order	MP	0	1	1	1	-
Show Cause	SC	14	46	46	27	19
SL/Other	SL	1	1	1	1	-
Civil Support	VS	22	49	49	38	11
Adult Total		74	188	192	98	94
<u>Juvenile</u>						
Abuse or Neglect	AN	1	2	2	0	2
Child in Need of Services	CS	0	1	1	1	-
Custody Visitation	CV	20	62	62	25	37
Felony	DF	0	1	1	0	1
Misdemeanor	DM	3	19	19	7	12
Foster Care Review	FC	1	1	1	1	-
Permanency	PH	2	2	2	2	-
Petition	PT	0	2	2	2	-
Show Cause	SC	1	2	2	0	2
Status	ST	3	4	4	1	3
Traffic	T	11	13	16	8	8
Voluntary Continuing Services Agreement	VA	1	1	1	1	-
Juvenile Total		43	110	113	48	65
Wythe Totals		117	298	305	146	159

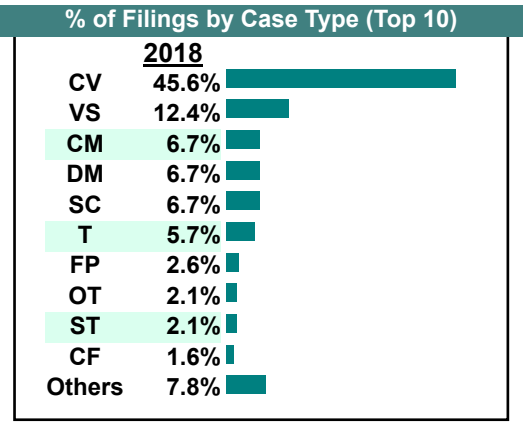
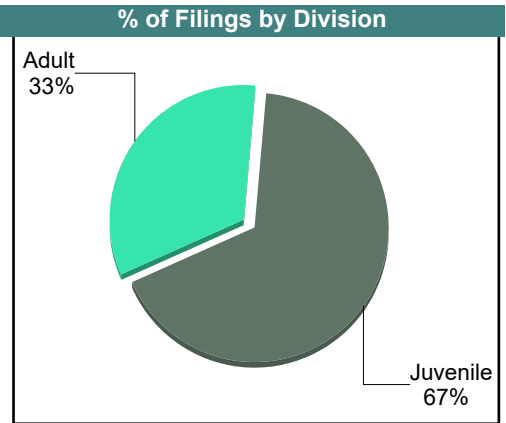



CASELOAD STATISTICS OF THE JUVENILE & DOMESTIC RELATIONS COURTS

November 2018

Wythe
District: 27

		<u>Filings</u>	<u>Hearings</u>	<u>Transactions</u>	<u>Concluded</u>	<u>Cont</u>
<u>Adult</u>						
Capias	CA	1	6	6	2	4
Felony	CF	3	13	13	2	10
Misdemeanor	CM	13	51	51	18	33
Family Abuse - Prot Order	FP	5	11	11	9	2
Other	OT	4	4	4	4	-
Violation of PO	PV	1	1	1	1	-
Show Cause	SC	12	47	47	8	39
SL/Other	SL	1	1	1	1	-
Civil Support	VS	24	47	47	26	20
Adult Total		64	181	181	71	108
<u>Juvenile</u>						
Abuse or Neglect	AN	1	3	3	1	2
Child in Need of Services	CS	1	6	6	1	5
Custody Visitation	CV	88	152	152	86	66
Felony	DF	0	11	11	1	10
Misdemeanor	DM	13	39	39	22	17
Foster Care Review	FC	2	2	2	2	-
Initial Foster Care	IF	1	1	1	1	-
Permanency	PH	2	2	2	2	-
Petition	PT	3	3	3	1	2
Remand Custody	RC	2	2	2	2	-
Show Cause	SC	1	2	2	0	2
Status	ST	4	7	7	4	3
Traffic	T	11	11	12	11	1
Truancy	TR	0	6	6	3	3
Juvenile Total		129	247	248	137	111
Wythe Totals		193	428	429	208	219



CASELOAD STATISTICS OF THE JUVENILE & DOMESTIC RELATIONS COURTS

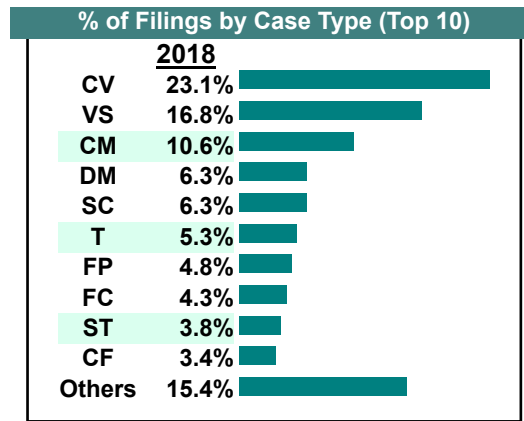
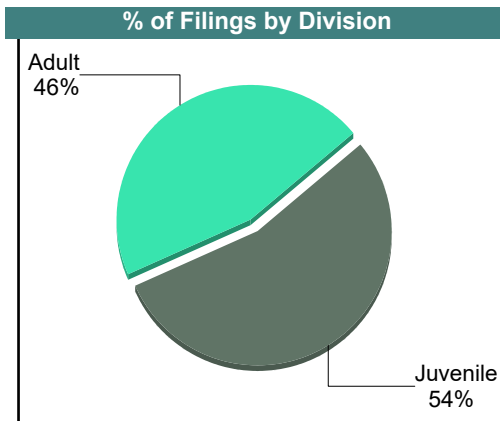
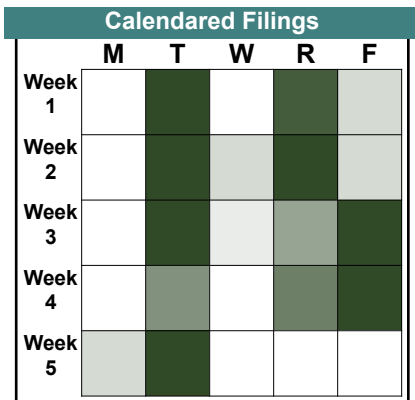
October 2018

Wythe
District: 27

		<u>Filings</u>	<u>Hearings</u>	<u>Transactions</u>	<u>Concluded</u>	<u>Cont</u>
Adult						
Capias	CA	5	15	15	6	9
Felony	CF	7	39	39	12	27
Misdemeanor	CM	22	67	67	28	39
Family Abuse - Prot Order	FP	10	17	17	6	11
Violation of PO	PV	1	1	1	1	-
Remand Support	RS	2	2	2	2	-
Show Cause	SC	13	54	54	19	35
Civil Support	VS	35	52	52	27	25
Adult Total		95	247	247	101	146

Juvenile						
Abuse or Neglect	AN	0	3	3	1	2
Non-Family Abuse Prot Order	AP	1	1	1	1	-
Child in Need of Services	CS	2	8	8	1	7
Custody Visitation	CV	48	123	123	61	61
Felony	DF	3	18	18	5	13
Misdemeanor	DM	13	32	32	8	24
Entrustment	ET	7	7	7	7	-
Foster Care Review	FC	9	9	9	9	-
Initial Foster Care	IF	3	3	3	3	-
Permanency	PH	3	3	3	3	-
Petition	PT	1	1	1	0	1
Remand Custody	RC	3	3	3	3	-
Show Cause	SC	0	4	4	3	1
Status	ST	8	9	9	5	4
Traffic	T	11	14	18	9	9
Truancy	TR	1	5	5	0	5
Juvenile Total		113	243	247	119	127

Wythe Totals		208	490	494	220	273
---------------------	--	------------	------------	------------	------------	------------

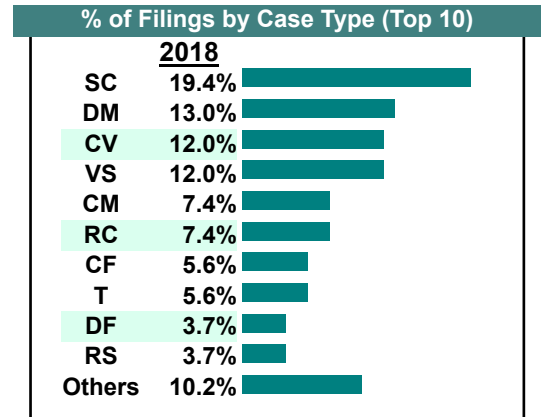
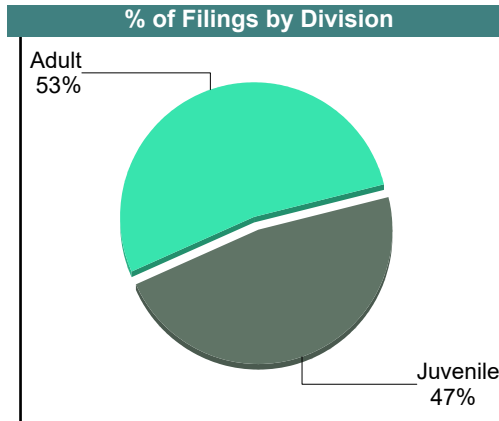
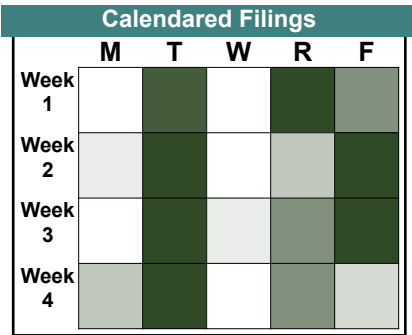


CASELOAD STATISTICS OF THE JUVENILE & DOMESTIC RELATIONS COURTS

September 2018

Wythe
District: 27

		<u>Filings</u>	<u>Hearings</u>	<u>Transactions</u>	<u>Concluded</u>	<u>Cont</u>
<u>Adult</u>						
Capias	CA	2	10	10	3	7
Felony	CF	6	27	30	15	15
Misdemeanor	CM	8	56	56	18	38
Family Abuse - Prot Order	FP	3	6	6	5	1
Remand Support	RS	4	4	4	4	-
Show Cause	SC	21	56	56	18	38
Civil Support	VS	13	40	40	22	18
Adult Total		57	199	202	85	117
<u>Juvenile</u>						
Abuse or Neglect	AN	1	5	5	3	2
Child in Need of Services	CS	3	5	5	2	3
Custody Visitation	CV	13	108	108	51	57
Felony	DF	4	9	9	1	8
Misdemeanor	DM	14	24	24	12	12
Initial Foster Care	IF	1	1	1	1	-
Permanency	PH	1	1	1	1	-
Remand Custody	RC	8	8	8	8	-
Show Cause	SC	0	3	3	1	2
Traffic	T	6	5	7	4	3
Truancy	TR	0	2	2	0	2
Juvenile Total		51	171	173	84	89
Wythe Totals		108	370	375	169	206

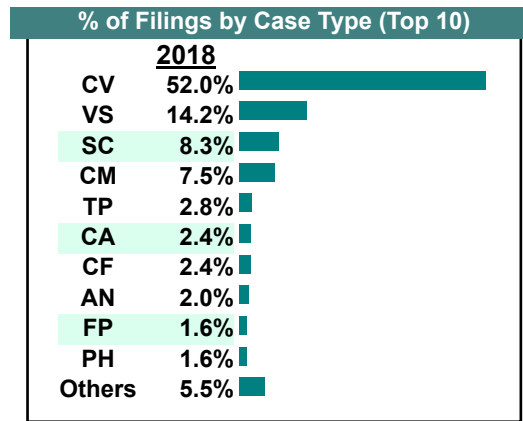
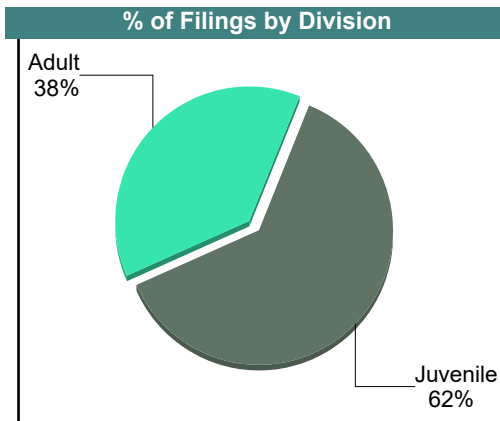
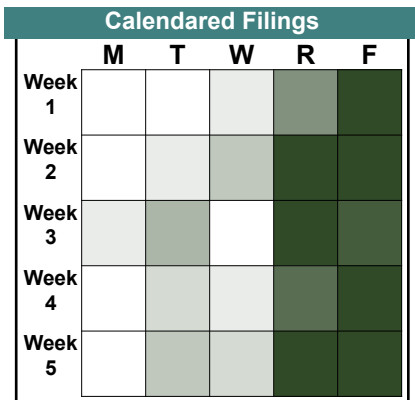


CASELOAD STATISTICS OF THE JUVENILE & DOMESTIC RELATIONS COURTS

August 2018

Wythe
District: 27

		<u>Filings</u>	<u>Hearings</u>	<u>Transactions</u>	<u>Concluded</u>	<u>Cont</u>
<u>Adult</u>						
Capias	CA	6	24	24	9	15
Felony	CF	6	36	37	16	21
Misdemeanor	CM	19	68	68	13	55
Family Abuse - Prot Order	FP	4	8	8	4	4
Motion - Prot Order	MP	3	3	3	3	-
Protective Order	PC	1	2	2	1	1
Remand Support	RS	1	1	1	1	-
Show Cause	SC	20	55	55	18	37
Civil Support	VS	36	54	54	24	30
Adult Total		96	251	252	89	163
<u>Juvenile</u>						
Abuse or Neglect	AN	5	10	10	0	10
Child in Need of Services	CS	2	3	3	0	3
Custody Visitation	CV	132	213	213	94	119
Felony	DF	0	1	1	0	1
Misdemeanor	DM	3	17	17	6	11
Permanency	PH	4	4	4	4	-
Show Cause	SC	1	1	1	0	1
Status	ST	0	1	1	1	-
Traffic	T	4	12	12	7	5
Term Parental Rights	TP	7	9	9	9	-
Truancy	TR	0	6	6	3	3
Juvenile Total		158	277	277	124	153
Wythe Totals		254	528	529	213	316

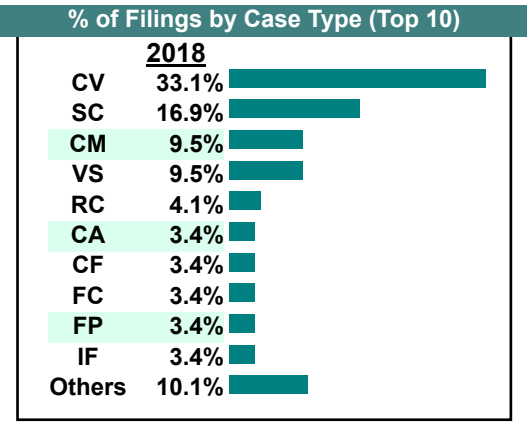
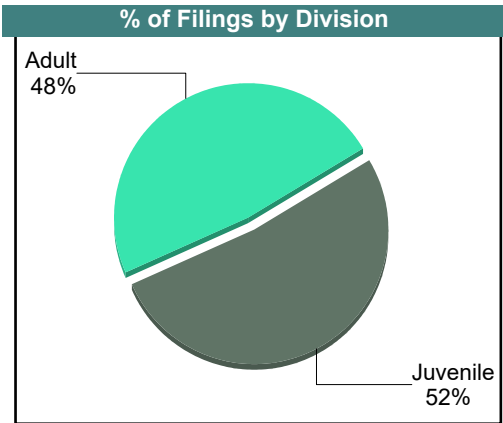



CASELOAD STATISTICS OF THE JUVENILE & DOMESTIC RELATIONS COURTS

July 2018

Wythe
District: 27

		<u>Filings</u>	<u>Hearings</u>	<u>Transactions</u>	<u>Concluded</u>	<u>Cont</u>
<u>Adult</u>						
Non-Family Abuse Prot Order	AP	0	1	1	1	-
Capias	CA	5	11	11	1	10
Felony	CF	5	35	36	6	30
Misdemeanor	CM	14	73	73	26	47
Family Abuse - Prot Order	FP	5	10	10	4	6
Other	OT	1	1	1	1	-
Violation of PO	PV	1	1	1	1	-
Remand Support	RS	3	3	3	3	-
Show Cause	SC	23	47	47	14	33
Civil Support	VS	14	25	25	18	7
Adult Total		71	207	208	75	133
<u>Juvenile</u>						
Abuse or Neglect	AN	0	5	5	5	-
Child in Need of Services	CS	1	3	3	0	3
Custody Visitation	CV	49	121	121	68	53
Felony	DF	2	9	9	2	7
Misdemeanor	DM	2	23	23	13	10
Entrustment	ET	0	1	1	1	-
Foster Care Review	FC	5	5	5	5	-
Initial Foster Care	IF	5	5	5	5	-
Permanency	PH	2	2	2	2	-
Remand Custody	RC	6	6	6	6	-
Show Cause	SC	2	6	6	3	3
Status	ST	2	7	7	4	3
Traffic	T	0	1	1	0	1
Term Parental Rights	TP	0	1	1	1	-
Truancy	TR	0	5	5	0	5
Voluntary Continuing Services Agreement	VA	1	1	1	1	-
Juvenile Total		77	201	201	116	85
Wythe Totals		148	408	409	191	218

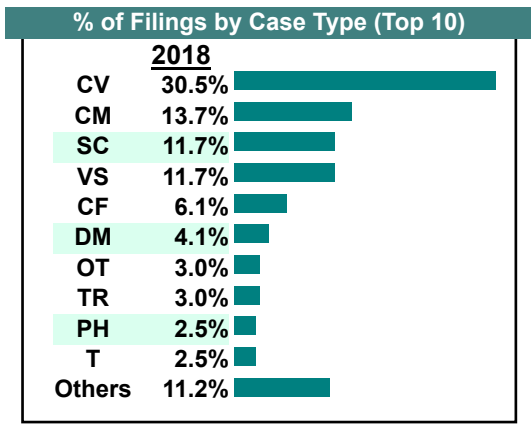
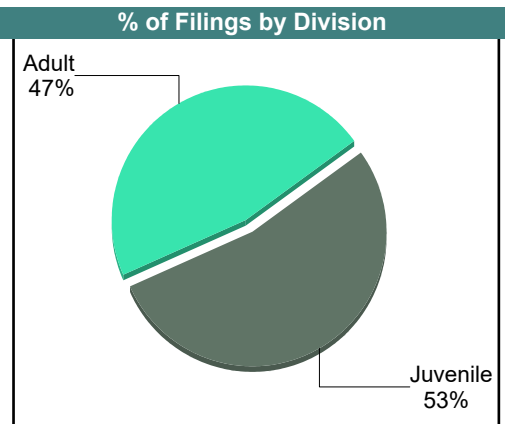



CASELOAD STATISTICS OF THE JUVENILE & DOMESTIC RELATIONS COURTS

June 2018

Wythe
District: 27

		<u>Filings</u>	<u>Hearings</u>	<u>Transactions</u>	<u>Concluded</u>	<u>Cont</u>
<u>Adult</u>						
Non-Family Abuse Prot Order	AP	1	2	2	0	2
Capias	CA	3	8	8	0	8
Felony	CF	12	39	41	6	35
Misdemeanor	CM	27	74	74	21	53
Family Abuse - Prot Order	FP	3	9	9	5	4
Motion - Prot Order	MP	1	2	2	1	1
Other	OT	6	6	6	6	-
Show Cause	SC	16	38	38	13	25
SL/Other	SL	0	1	1	1	-
Civil Support	VS	23	44	44	24	20
Adult Total		92	223	225	77	148
<u>Juvenile</u>						
Abuse or Neglect	AN	4	14	14	1	13
Child in Need of Services	CS	1	2	2	1	1
Custody Visitation	CV	60	145	145	51	94
Felony	DF	4	8	8	3	5
Misdemeanor	DM	8	39	39	18	21
Entrustment	ET	1	2	2	1	1
Permanency	PH	5	5	5	5	-
Show Cause	SC	7	7	7	3	4
Status	ST	2	4	4	3	1
Traffic	T	5	10	11	9	2
Term Parental Rights	TP	2	3	3	2	1
Truancy	TR	6	11	11	3	8
Juvenile Total		105	250	251	100	151
Wythe Totals		197	473	476	177	299



CASELOAD STATISTICS OF THE JUVENILE & DOMESTIC RELATIONS COURTS

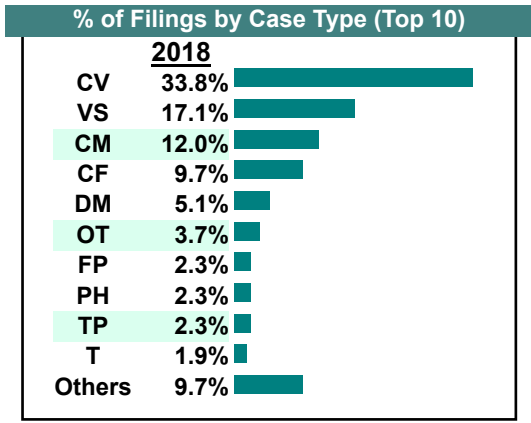
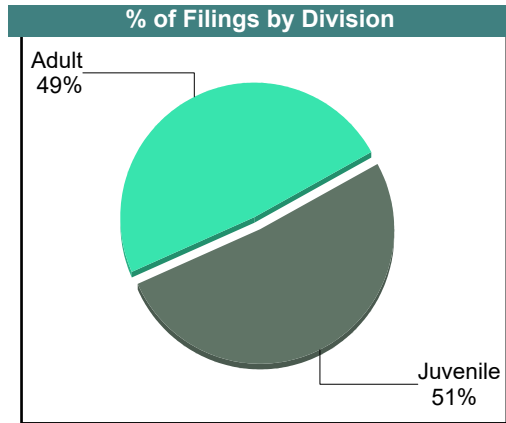
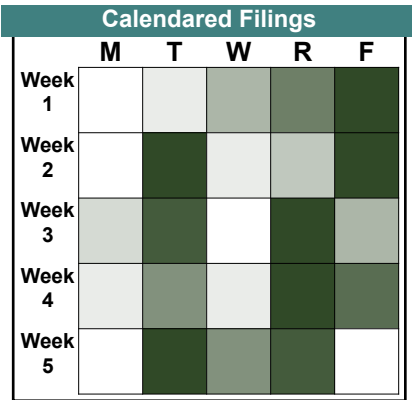
May 2018

Wythe
District: 27

		<u>Filings</u>	<u>Hearings</u>	<u>Transactions</u>	<u>Concluded</u>	<u>Cont</u>
Adult						
Non-Family Abuse Prot Order	AP	0	1	1	1	-
Capias	CA	2	5	5	0	5
Felony	CF	21	40	40	0	40
Misdemeanor	CM	26	62	62	7	55
Family Abuse - Prot Order	FP	5	8	8	3	5
Motion - Prot Order	MP	3	4	4	3	1
Other	OT	8	8	8	8	-
Remand Support	RS	1	1	1	1	-
Show Cause	SC	1	20	20	6	14
SL/Other	SL	1	1	1	0	1
Civil Support	VS	37	52	52	34	18
Adult Total		105	202	202	63	139

Juvenile						
Abuse or Neglect	AN	1	6	6	3	3
Custody Visitation	CV	73	161	161	76	85
Felony	DF	0	3	6	4	2
Misdemeanor	DM	11	39	40	8	32
Entrustment	ET	2	5	5	4	1
Foster Care Review	FC	2	5	5	5	-
Permanency	PH	5	5	5	5	-
Remand Custody	RC	1	1	1	1	-
Show Cause	SC	0	2	2	2	-
Status	ST	3	6	6	1	5
Traffic	T	4	8	10	8	2
Term Parental Rights	TP	5	8	8	5	3
Truancy	TR	4	5	5	1	4
Juvenile Total		111	254	260	123	137

Wythe Totals		216	456	462	186	276
---------------------	--	------------	------------	------------	------------	------------

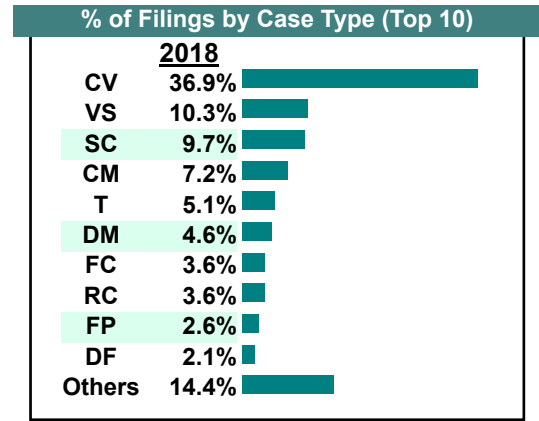
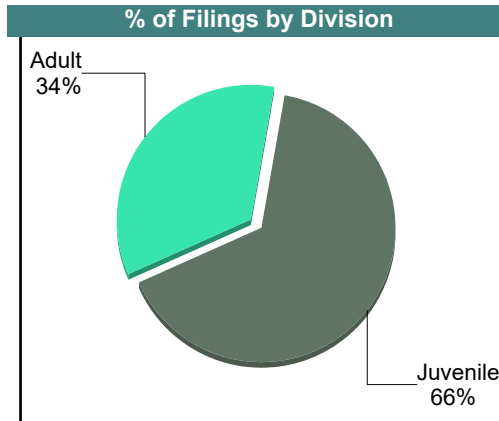



CASELOAD STATISTICS OF THE JUVENILE & DOMESTIC RELATIONS COURTS

April 2018

Wythe
District: 27

		<u>Filings</u>	<u>Hearings</u>	<u>Transactions</u>	<u>Concluded</u>	<u>Cont</u>
<u>Adult</u>						
Non-Family Abuse Prot Order	AP	2	3	3	1	2
Capias	CA	2	9	9	3	6
Felony	CF	3	20	20	6	14
Misdemeanor	CM	14	64	64	26	38
Family Abuse - Prot Order	FP	5	13	13	9	4
Motion - Prot Order	MP	1	1	1	0	1
Violation of PO	PV	1	1	1	1	-
Remand Support	RS	2	2	2	2	-
Show Cause	SC	17	51	51	16	35
Civil Support	VS	20	43	43	30	13
Adult Total		67	207	207	94	113
<u>Juvenile</u>						
Abuse or Neglect	AN	3	8	8	3	5
Child in Need of Services	CS	0	2	2	1	1
Custody Visitation	CV	72	142	142	73	69
Felony	DF	4	17	17	3	14
Misdemeanor	DM	9	29	29	6	23
Entrustment	ET	3	3	3	0	3
Foster Care Review	FC	7	7	7	4	3
Initial Foster Care	IF	4	4	4	4	-
Motion - Prot Order	MP	1	1	1	1	-
Permanency	PH	0	1	1	1	-
Remand Custody	RC	7	7	7	7	-
Show Cause	SC	2	2	2	0	2
Status	ST	3	6	7	2	5
Traffic	T	10	28	29	19	10
Term Parental Rights	TP	3	3	3	0	3
Truancy	TR	0	3	3	0	3
Juvenile Total		128	263	265	124	141
Wythe Totals		195	470	472	218	254

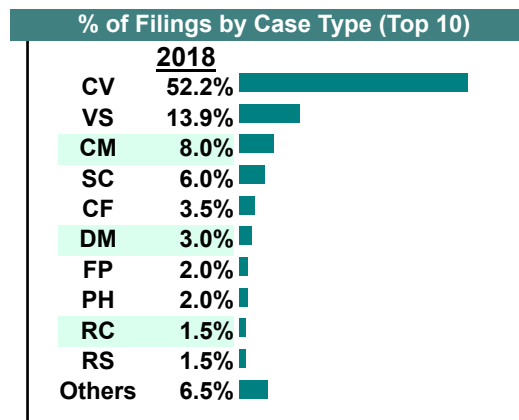
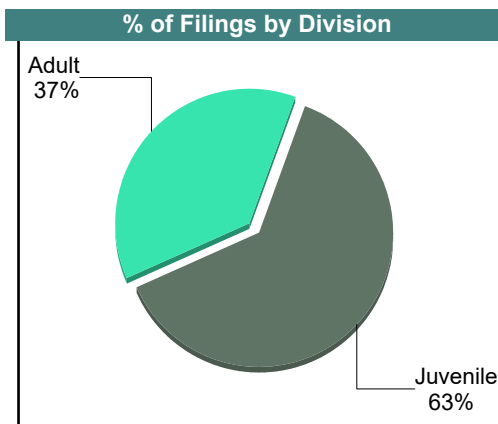



CASELOAD STATISTICS OF THE JUVENILE & DOMESTIC RELATIONS COURTS

March 2018

Wythe
District: 27

		<u>Filings</u>	<u>Hearings</u>	<u>Transactions</u>	<u>Concluded</u>	<u>Cont</u>
<u>Adult</u>						
Capias	CA	2	7	7	2	5
Felony	CF	7	17	20	9	11
Misdemeanor	CM	16	60	60	20	40
Family Abuse - Prot Order	FP	4	15	15	9	6
Other	OT	1	2	2	2	-
Violation of PO	PV	1	1	1	1	-
Remand Support	RS	3	3	3	3	-
Show Cause	SC	12	55	55	14	41
SL/Other	SL	1	1	1	1	-
Civil Support	VS	28	58	58	30	28
Adult Total		75	219	222	91	131
<u>Juvenile</u>						
Abuse or Neglect	AN	1	9	9	4	5
Child in Need of Services	CS	0	2	2	0	2
Custody Visitation	CV	105	196	196	117	79
Felony	DF	2	8	8	3	5
Misdemeanor	DM	6	41	41	14	27
Foster Care Review	FC	2	2	2	2	-
Permanency	PH	4	5	5	4	1
Remand Custody	RC	3	3	3	3	-
Show Cause	SC	0	2	2	2	-
Status	ST	1	6	6	3	3
Traffic	T	2	11	11	7	4
Truancy	TR	0	3	3	1	2
Juvenile Total		126	288	288	160	128
Wythe Totals		201	507	510	251	259

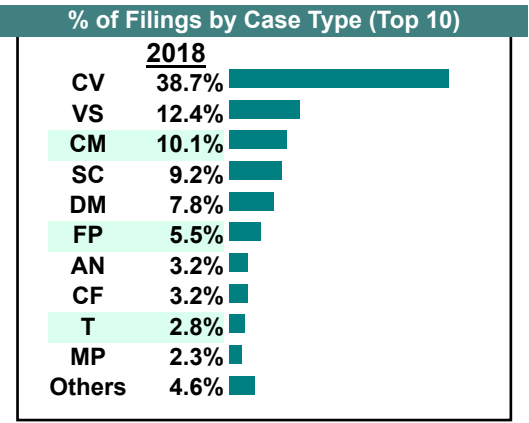
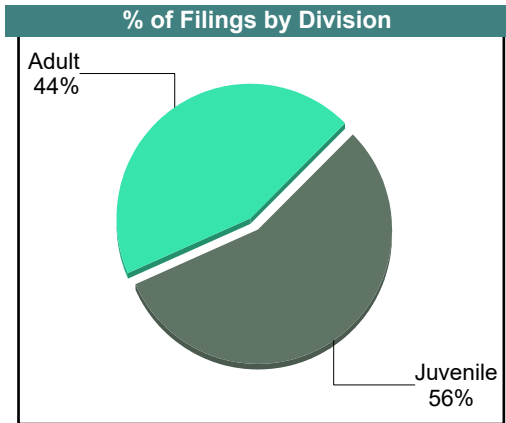
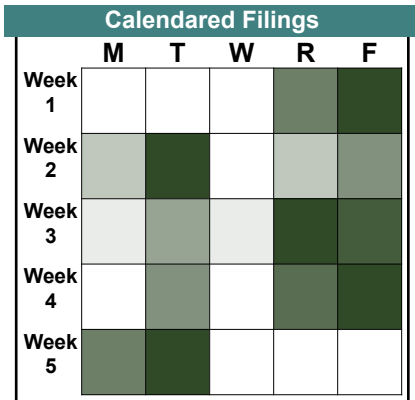


CASELOAD STATISTICS OF THE JUVENILE & DOMESTIC RELATIONS COURTS

February 2018

Wythe
District: 27

		<u>Filings</u>	<u>Hearings</u>	<u>Transactions</u>	<u>Concluded</u>	<u>Cont</u>
Adult						
Capias	CA	1	2	2	1	1
Felony	CF	7	29	33	11	22
Misdemeanor	CM	22	58	58	12	46
Family Abuse - Prot Order	FP	12	18	18	6	12
Motion - Prot Order	MP	5	6	6	6	-
Violation of PO	PV	2	3	3	3	-
Show Cause	SC	20	50	50	25	25
Civil Support	VS	27	40	40	23	17
Adult Total		96	206	210	87	123
Juvenile						
Abuse or Neglect	AN	7	14	14	0	14
Child in Need of Services	CS	1	1	1	0	1
Custody Visitation	CV	84	165	165	97	68
Felony	DF	0	7	7	0	7
Misdemeanor	DM	17	49	49	18	31
Foster Care Review	FC	1	1	1	1	-
Motion - Prot Order	MP	0	2	2	2	-
Permanency	PH	2	2	2	2	-
Status	ST	3	5	5	3	2
Traffic	T	6	16	20	10	10
Truancy	TR	0	4	4	0	4
Juvenile Total		121	266	270	133	137
Wythe Totals		217	472	480	220	260

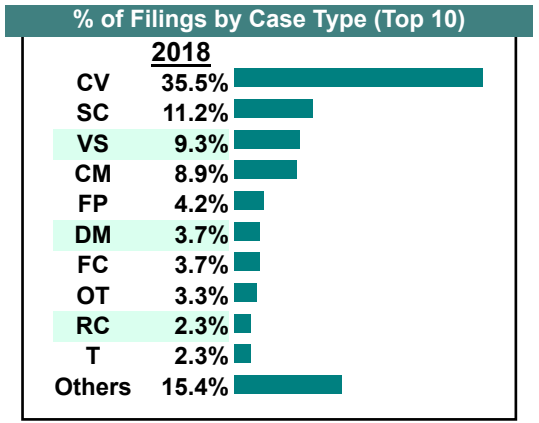
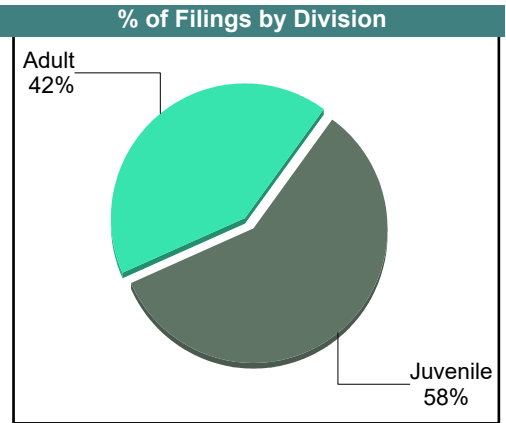



CASELOAD STATISTICS OF THE JUVENILE & DOMESTIC RELATIONS COURTS

January 2018

Wythe
District: 27

		<u>Filings</u>	<u>Hearings</u>	<u>Transactions</u>	<u>Concluded</u>	<u>Cont</u>
Adult						
Capias	CA	4	12	12	5	7
Felony	CF	4	22	24	10	14
Misdemeanor	CM	19	54	54	21	33
Family Abuse - Prot Order	FP	9	16	16	7	9
Motion - Prot Order	MP	2	2	2	2	-
Other	OT	7	7	7	7	-
Violation of PO	PV	1	1	1	0	1
Show Cause	SC	23	60	60	28	32
Civil Support	VS	20	41	41	18	23
Adult Total		89	215	217	98	119
Juvenile						
Child in Need of Services	CS	0	7	7	4	3
Custody Visitation	CV	76	146	146	59	87
Felony	DF	2	9	9	5	4
Misdemeanor	DM	8	50	50	22	28
Entrustment	ET	1	1	1	1	-
Foster Care Review	FC	8	8	8	8	-
Initial Foster Care	IF	3	6	6	3	3
Motion - Prot Order	MP	2	2	2	0	2
Permanency	PH	4	4	4	3	1
Remand Custody	RC	5	5	5	5	-
Show Cause	SC	1	3	3	2	1
Status	ST	2	5	6	4	2
Traffic	T	5	11	11	7	4
Term Parental Rights	TP	4	4	4	4	-
Truancy	TR	4	9	9	5	4
Juvenile Total		125	270	271	132	139
Wythe Totals		214	485	488	230	258



Filings by Court & Division

	Bland	Carroll	Floyd	Galax	Giles	Grayson	Montgomery	Pulaski	Radford	Wythe	Total
A											
Civil Support	22 1%	194 11%	95 5%	55 3%	149 9%	76 4%	429 25%	322 19%	96 6%	299 17%	1,737
Adult Misdemeanor	21 1%	202 12%	51 3%	100 6%	102 6%	102 6%	460 28%	276 17%	121 7%	225 14%	1,660
Show Cause	43 3%	206 14%	43 3%	63 4%	128 8%	61 4%	314 21%	360 24%	114 7%	192 13%	1,524
Adult Felony	9 1%	104 14%	34 5%	41 5%	37 5%	35 5%	257 34%	102 14%	52 7%	83 11%	754
Family Abuse - Prot Order	12 3%	53 12%	26 6%	15 3%	43 10%	23 5%	91 20%	93 21%	24 5%	70 16%	450
Capias	2 1%	81 24%	6 2%	25 7%	23 7%	15 4%	64 19%	67 20%	21 6%	35 10%	339
Other	1 1%	34 28%	1 1%	17 14%	3 2%	23 19%	8 7%	6 5%	3 2%	27 22%	123
Motion - Prot Order	1 1%	10 9%	3 3%	4 4%	3 3%	6 6%	18 17%	39 36%	10 9%	15 14%	109
Remand Support	- 0%	7 13%	1 2%	2 4%	5 9%	4 7%	15 27%	1 2%	5 9%	16 29%	56
Violation of PO	- 0%	3 5%	1 2%	1 2%	3 5%	4 7%	9 16%	26 46%	1 2%	8 14%	56
Non-Family Abuse Prot Order	1 3%	4 12%	1 3%	1 3%	2 6%	2 6%	4 12%	13 38%	- 0%	6 18%	34
SL/Other	- 0%	- 0%	- 0%	- 0%	3 17%	1 6%	3 17%	4 22%	3 17%	4 22%	18
Protective Order	- 0%	8 80%	1 10%	- 0%	- 0%	- 0%	- 0%	- 0%	- 0%	1 10%	10
Bond Forfeiture	- 0%	1 17%	- 0%	1 17%	- 0%	- 0%	3 50%	- 0%	1 17%	- 0%	6
Violation Fam Abuse PO	- 0%	- 0%	- 0%	- 0%	3 100%	- 0%	- 0%	- 0%	- 0%	- 0%	3
Restricted O/L	- 0%	- 0%	- 0%	- 0%	- 0%	- 0%	1 100%	- 0%	- 0%	- 0%	1
Total	112 2%	907 13%	263 4%	325 5%	504 7%	352 5%	1,676 24%	1,309 19%	451 7%	981 14%	6,880
J											
Custody Visitation	108 2%	811 15%	319 6%	249 4%	670 12%	254 5%	939 17%	1,083 19%	322 6%	820 15%	5,575
Delinquency	29 3%	120 14%	23 3%	69 8%	67 8%	34 4%	186 21%	108 12%	109 12%	128 15%	873
Traffic	11 2%	109 19%	35 6%	23 4%	57 10%	21 4%	140 25%	72 13%	17 3%	75 13%	560
Abuse or Neglect	4 1%	67 19%	28 8%	21 6%	47 14%	22 6%	49 14%	43 13%	39 11%	24 7%	344
Permanency	4 1%	69 21%	19 6%	41 12%	56 17%	23 7%	17 5%	56 17%	12 4%	34 10%	331
Foster Care Review	9 3%	47 17%	10 4%	20 7%	40 15%	18 7%	23 9%	56 21%	10 4%	37 14%	270
Term Parental Rights	- 0%	42 19%	21 9%	25 11%	54 24%	2 1%	23 10%	26 12%	12 5%	21 9%	226

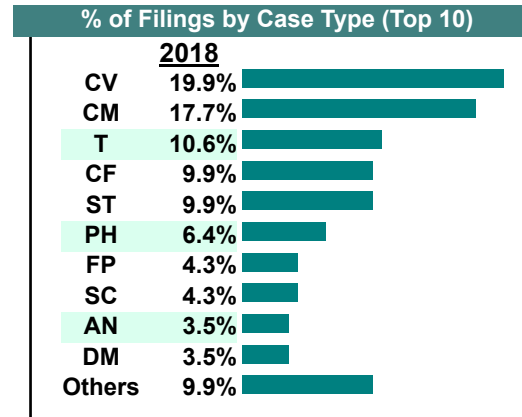
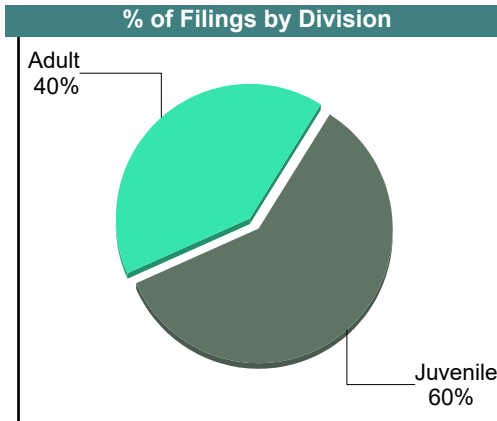
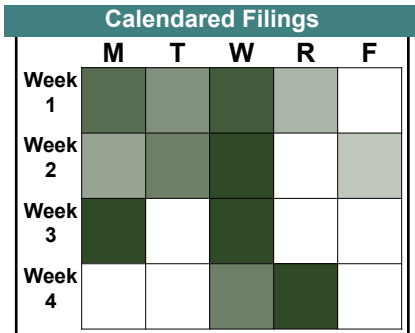
	Bland	Carroll	Floyd	Galax	Giles	Grayson	Montgomery	Pulaski	Radford	Wythe	Total
Initial Foster Care	6	50	11	22	34	18	19	26	9	17	212
	3%	24%	5%	10%	16%	8%	9%	12%	4%	8%	
Remand Custody	-	7	3	1	11	9	62	3	7	35	138
	0%	5%	2%	1%	8%	7%	45%	2%	5%	25%	
Status	-	20	4	-	26	3	20	9	18	31	131
Offense/Other	0%	15%	3%	0%	20%	2%	15%	7%	14%	24%	
Show Cause	2	2	6	5	9	-	16	12	46	15	113
	2%	2%	5%	4%	8%	0%	14%	11%	41%	13%	
Motion - Prot Order	-	12	-	-	39	2	14	7	12	3	89
	0%	13%	0%	0%	44%	2%	16%	8%	13%	3%	
Truancy	-	22	-	4	3	5	9	20	-	15	78
	0%	28%	0%	5%	4%	6%	12%	26%	0%	19%	
Paternity	1	13	8	6	10	4	13	10	4	4	73
	1%	18%	11%	8%	14%	5%	18%	14%	5%	5%	
Remand Visitation	-	6	3	1	4	9	17	3	6	-	49
	0%	12%	6%	2%	8%	18%	35%	6%	12%	0%	
Child in Need of Services	1	6	-	2	5	3	6	13	-	11	47
	2%	13%	0%	4%	11%	6%	13%	28%	0%	23%	
Entrustment	1	8	1	9	6	5	-	-	-	14	44
	2%	18%	2%	20%	14%	11%	0%	0%	0%	32%	
Voluntary Continuing	-	3	-	3	11	4	1	9	1	2	34
	0%	9%	0%	9%	32%	12%	3%	26%	3%	6%	
Child at Risk	-	2	-	-	-	-	4	20	2	-	28
	0%	7%	0%	0%	0%	0%	14%	71%	7%	0%	
Non-Family Abuse Prot Order	-	-	1	1	2	2	5	3	2	1	17
	0%	0%	6%	6%	12%	12%	29%	18%	12%	6%	
Custody Relief	1	4	-	2	-	1	1	2	2	-	13
	8%	31%	0%	15%	0%	8%	8%	15%	15%	0%	
Capias	-	-	-	2	-	1	-	3	1	-	7
	0%	0%	0%	29%	0%	14%	0%	43%	14%	0%	
Emancipation	-	1	-	-	-	-	2	-	1	-	4
	0%	25%	0%	0%	0%	0%	50%	0%	25%	0%	
Juv Support	-	-	-	-	-	-	3	-	-	-	3
	0%	0%	0%	0%	0%	0%	100%	0%	0%	0%	
Family Abuse - Prot Order	-	1	-	-	-	1	-	-	-	-	2
	0%	50%	0%	0%	0%	50%	0%	0%	0%	0%	
Total	177	1,422	492	506	1,151	441	1,569	1,584	632	1,287	9,261
	2%	15%	5%	5%	12%	5%	17%	17%	7%	14%	
Total	289	2,329	755	831	1,655	793	3,245	2,893	1,083	2,268	16,141
	2%	14%	5%	5%	10%	5%	20%	18%	7%	14%	

CASELOAD STATISTICS OF THE JUVENILE & DOMESTIC RELATIONS COURTS

December 2018

Bristol
District: 28

		<u>Filings</u>	<u>Hearings</u>	<u>Transactions</u>	<u>Concluded</u>	<u>Cont</u>
<u>Adult</u>						
Capias	CA	1	4	4	2	2
Felony	CF	14	29	29	0	29
Misdemeanor	CM	25	49	49	3	46
Family Abuse - Prot Order	FP	6	15	15	5	10
Remand Support	RS	1	1	1	1	-
Show Cause	SC	6	28	28	9	19
Civil Support	VS	4	13	13	6	7
Adult Total		57	139	139	26	113
<u>Juvenile</u>						
Abuse or Neglect	AN	5	12	12	1	11
Custody Visitation	CV	28	73	73	13	60
Felony	DF	0	12	12	0	12
Misdemeanor	DM	5	12	12	0	12
Foster Care Review	FC	1	1	1	1	-
Initial Foster Care	IF	1	1	1	1	-
Permanency	PH	9	9	9	6	3
Petition	PT	3	6	6	0	6
Remand Custody	RC	1	1	1	1	-
Remand Visitation	RV	1	1	1	1	-
Status	ST	14	14	14	13	1
Traffic	T	15	17	17	9	8
Voluntary Continuing Services Agreement	VA	1	1	1	1	-
Juvenile Total		84	160	160	47	113
Bristol Totals		141	299	299	73	226

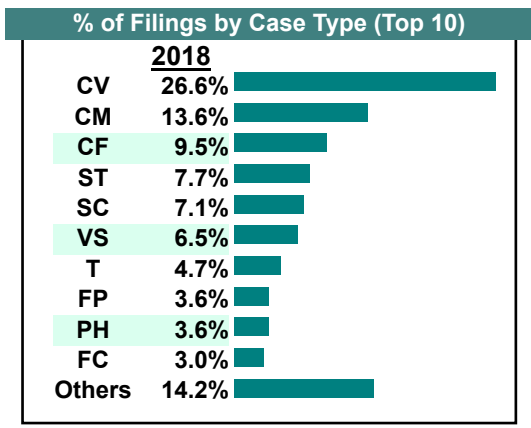
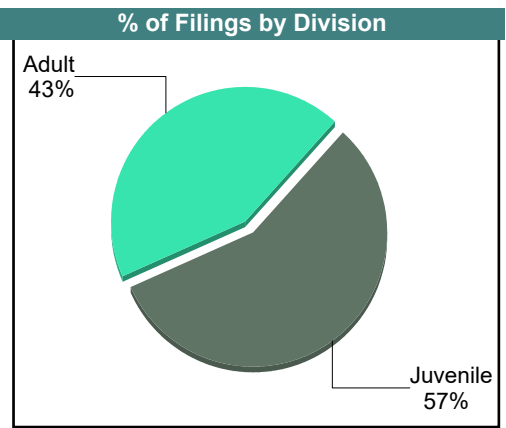



CASELOAD STATISTICS OF THE JUVENILE & DOMESTIC RELATIONS COURTS

November 2018

Bristol
District: 28

		<u>Filings</u>	<u>Hearings</u>	<u>Transactions</u>	<u>Concluded</u>	<u>Cont</u>
<u>Adult</u>						
Capias	CA	1	3	3	1	2
Felony	CF	16	46	46	9	37
Misdemeanor	CM	23	58	58	17	41
Family Abuse - Prot Order	FP	6	11	11	2	9
Other	OT	1	1	1	1	-
Remand Support	RS	3	3	3	3	-
Show Cause	SC	12	30	30	11	19
Civil Support	VS	11	20	20	9	11
Adult Total		73	172	172	53	119
<u>Juvenile</u>						
Abuse or Neglect	AN	1	5	5	2	3
Non-Family Abuse Prot Order	AP	0	1	1	1	-
Custody Relief	CR	0	1	1	1	-
Custody Visitation	CV	45	124	124	60	64
Felony	DF	2	21	21	0	21
Misdemeanor	DM	4	12	12	4	8
Foster Care Review	FC	5	5	5	5	-
Initial Foster Care	IF	3	3	3	3	-
Permanency	PH	6	6	6	6	-
Petition	PT	0	1	1	1	-
Remand Custody	RC	4	4	4	4	-
Remand Visitation	RV	4	4	4	4	-
Status	ST	13	13	13	13	-
Traffic	T	8	15	16	13	3
Term Parental Rights	TP	0	2	2	1	1
Truancy	TR	0	1	1	1	-
Voluntary Continuing Services Agreement	VA	1	1	1	1	-
Juvenile Total		96	219	220	120	100
Bristol Totals		169	391	392	173	219

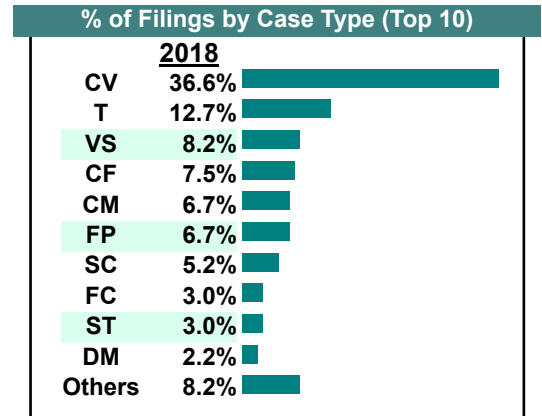
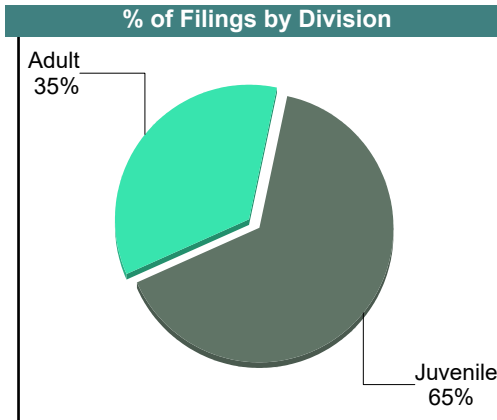
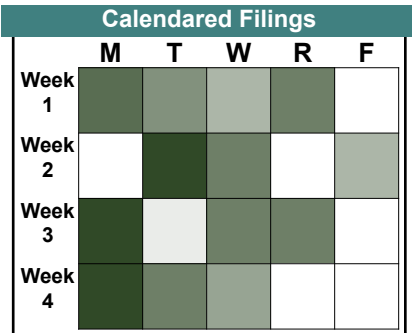


CASELOAD STATISTICS OF THE JUVENILE & DOMESTIC RELATIONS COURTS

October 2018

Bristol
District: 28

		<u>Filings</u>	<u>Hearings</u>	<u>Transactions</u>	<u>Concluded</u>	<u>Cont</u>
<u>Adult</u>						
Capias	CA	1	3	3	2	1
Felony	CF	10	29	30	9	21
Misdemeanor	CM	9	44	44	18	26
Family Abuse - Prot Order	FP	9	22	22	15	7
Show Cause	SC	7	20	20	7	13
Civil Support	VS	11	18	18	8	10
Adult Total		47	136	137	59	78
<u>Juvenile</u>						
Abuse or Neglect	AN	2	6	6	0	6
Non-Family Abuse Prot Order	AP	1	1	1	0	1
Custody Relief	CR	0	5	5	0	5
Custody Visitation	CV	49	77	77	22	55
Felony	DF	0	16	16	0	16
Misdemeanor	DM	3	14	14	3	11
Emancipation	EP	0	1	1	1	-
Foster Care Review	FC	4	5	5	4	1
Permanency	PH	1	1	1	1	-
Petition	PT	0	1	1	0	1
Remand Custody	RC	1	1	1	1	-
Remand Visitation	RV	1	1	1	1	-
Status	ST	4	5	5	5	-
Traffic	T	17	18	19	13	6
Term Parental Rights	TP	0	12	12	1	11
Truancy	TR	3	5	5	2	3
Voluntary Continuing Services Agreement	VA	1	1	1	1	-
Juvenile Total		87	170	171	55	116
Bristol Totals		134	306	308	114	194

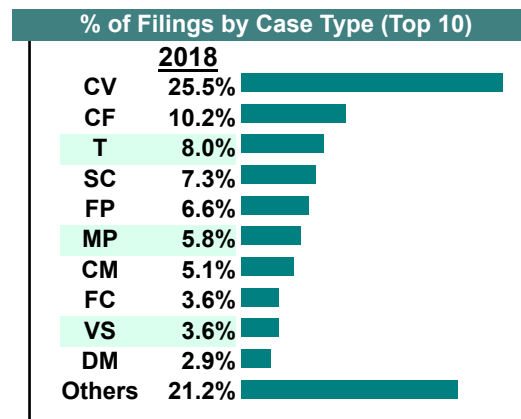
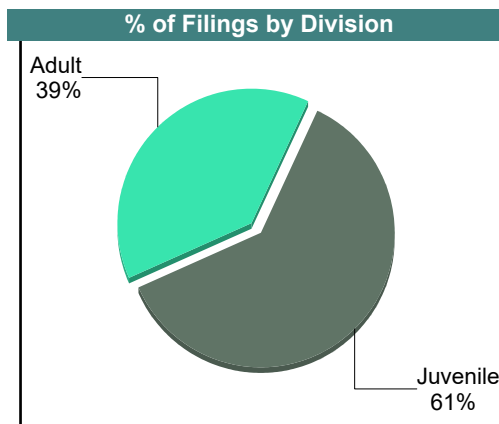
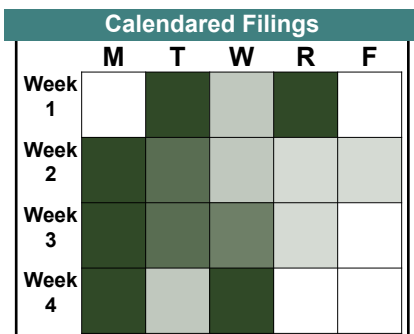


CASELOAD STATISTICS OF THE JUVENILE & DOMESTIC RELATIONS COURTS

September 2018

Bristol
District: 28

		<u>Filings</u>	<u>Hearings</u>	<u>Transactions</u>	<u>Concluded</u>	<u>Cont</u>
<u>Adult</u>						
Non-Family Abuse Prot Order	AP	0	1	1	1	-
Capias	CA	3	7	7	6	1
Felony	CF	14	36	37	6	31
Misdemeanor	CM	7	36	36	8	28
Family Abuse - Prot Order	FP	9	18	18	5	13
Motion - Prot Order	MP	4	4	4	4	-
Remand Support	RS	1	1	1	1	-
Show Cause	SC	10	23	23	9	14
Civil Support	VS	5	16	16	11	5
Adult Total		53	142	143	51	92
<u>Juvenile</u>						
Abuse or Neglect	AN	1	3	3	1	2
Custody Relief	CR	1	1	1	0	1
Custody Visitation	CV	35	80	80	44	36
Felony	DF	2	16	16	1	15
Misdemeanor	DM	4	14	14	4	10
Emancipation	EP	1	1	1	0	1
Entrustment	ET	1	1	1	1	-
Foster Care Review	FC	5	5	5	5	-
Initial Foster Care	IF	1	1	1	1	-
Motion - Prot Order	MP	4	4	4	4	-
Permanency	PH	2	2	2	2	-
Petition	PT	2	3	3	1	2
Remand Custody	RC	4	4	4	4	-
Remand Visitation	RV	4	4	4	4	-
Status	ST	4	4	4	4	-
Traffic	T	11	15	15	4	11
Term Parental Rights	TP	1	11	11	4	7
Truancy	TR	0	1	1	0	1
Voluntary Continuing Services Agreement	VA	1	1	1	1	-
Juvenile Total		84	171	171	85	86
Bristol Totals		137	313	314	136	178

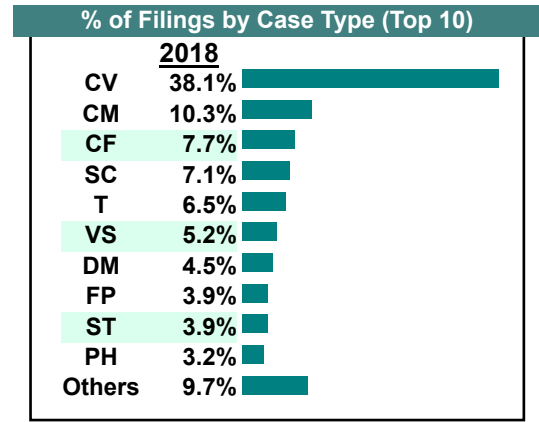
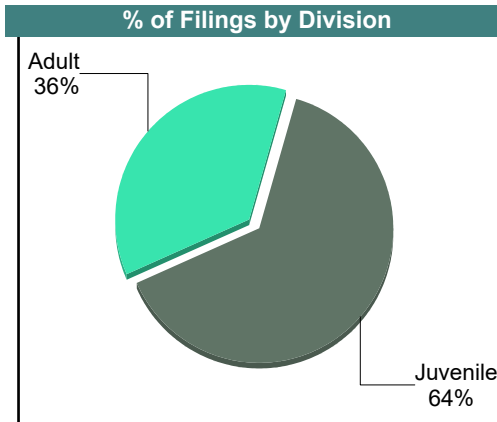



CASELOAD STATISTICS OF THE JUVENILE & DOMESTIC RELATIONS COURTS

August 2018

Bristol
District: 28

		<u>Filings</u>	<u>Hearings</u>	<u>Transactions</u>	<u>Concluded</u>	<u>Cont</u>
Adult						
Capias	CA	2	7	7	3	4
Felony	CF	12	29	39	16	23
Misdemeanor	CM	16	54	54	12	42
Family Abuse - Prot Order	FP	6	18	18	8	10
Motion - Prot Order	MP	1	1	1	1	-
Show Cause	SC	11	31	31	14	17
Civil Support	VS	8	17	17	5	11
Adult Total		56	157	167	59	107
Juvenile						
Abuse or Neglect	AN	2	14	14	6	8
Capias	CA	0	1	1	1	-
Custody Relief	CR	0	5	5	1	4
Custody Visitation	CV	59	121	121	46	71
Felony	DF	4	24	24	6	18
Misdemeanor	DM	7	20	20	10	10
Entrustment	ET	1	3	3	1	2
Foster Care Review	FC	3	3	3	3	-
Initial Foster Care	IF	2	2	2	2	-
Permanency	PH	5	7	7	5	2
Petition	PT	0	3	3	3	-
Status	ST	6	7	7	7	-
Traffic	T	10	16	17	9	8
Term Parental Rights	TP	0	6	6	3	3
Truancy	TR	0	1	1	0	1
Juvenile Total		99	233	234	103	127
Bristol Totals		155	390	401	162	234

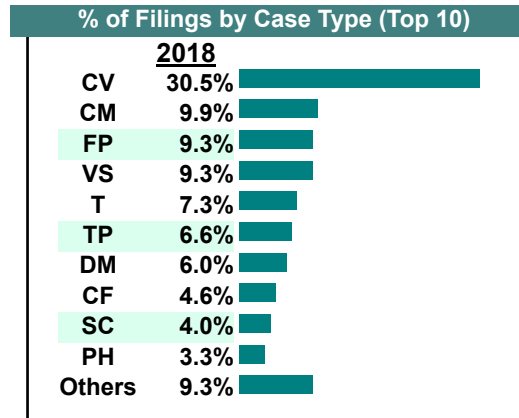
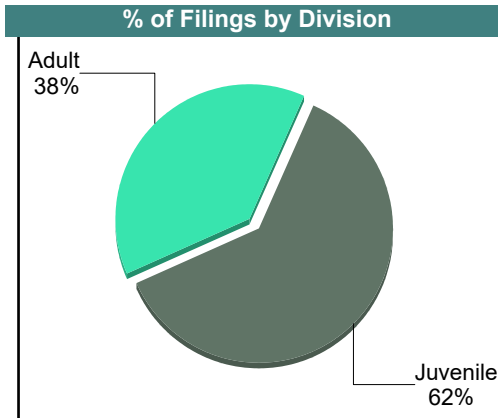



CASELOAD STATISTICS OF THE JUVENILE & DOMESTIC RELATIONS COURTS

July 2018

Bristol
District: 28

		<u>Filings</u>	<u>Hearings</u>	<u>Transactions</u>	<u>Concluded</u>	<u>Cont</u>
<u>Adult</u>						
Non-Family Abuse Prot Order	AP	0	1	1	0	1
Capias	CA	0	3	3	3	-
Felony	CF	7	32	32	2	30
Misdemeanor	CM	15	50	50	12	38
Family Abuse - Prot Order	FP	14	29	29	11	18
Motion - Prot Order	MP	1	2	2	2	-
Show Cause	SC	6	16	16	6	10
SL/Other	SL	1	1	1	1	-
Civil Support	VS	14	24	24	12	12
Adult Total		58	158	158	49	109
<u>Juvenile</u>						
Abuse or Neglect	AN	0	2	2	0	2
Capias	CA	0	2	2	1	1
Custody Relief	CR	4	4	4	0	4
Custody Visitation	CV	46	96	96	43	53
Felony	DF	0	7	7	0	7
Misdemeanor	DM	9	18	18	3	15
Foster Care Review	FC	1	1	1	1	-
Juv Support	JS	1	1	1	1	-
Permanency	PH	5	6	6	6	-
Petition	PT	1	2	2	0	2
Status	ST	4	6	6	5	1
Traffic	T	11	17	18	7	11
Term Parental Rights	TP	10	10	10	0	10
Truancy	TR	1	1	1	0	1
Juvenile Total		93	173	174	67	107
Bristol Totals		151	331	332	116	216

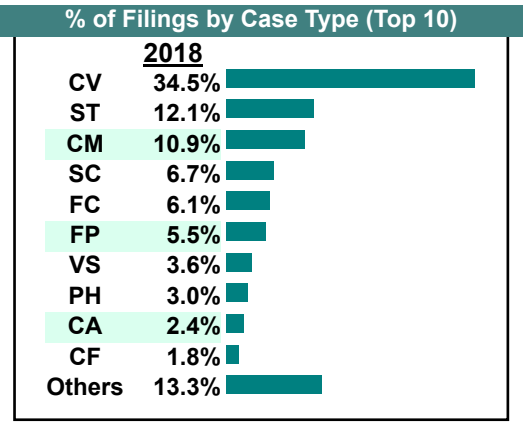
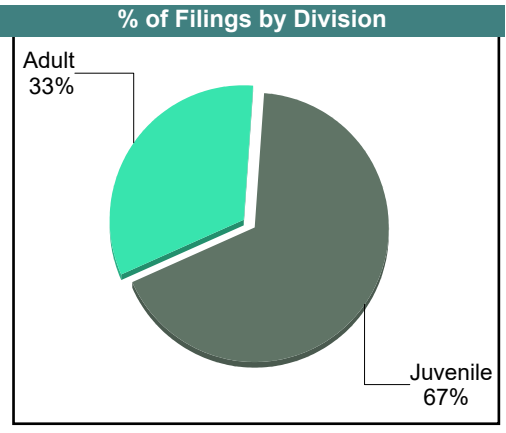
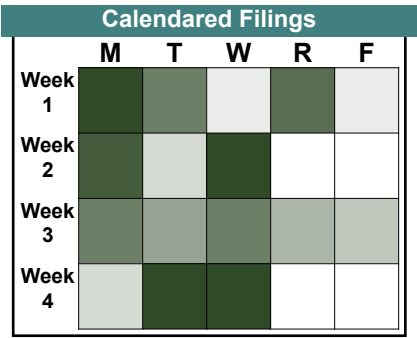


CASELOAD STATISTICS OF THE JUVENILE & DOMESTIC RELATIONS COURTS

June 2018

Bristol
District: 28

		<u>Filings</u>	<u>Hearings</u>	<u>Transactions</u>	<u>Concluded</u>	<u>Cont</u>
<u>Adult</u>						
Capias	CA	4	7	7	4	3
Felony	CF	3	18	18	2	16
Misdemeanor	CM	18	48	48	14	34
Family Abuse - Prot Order	FP	9	22	22	11	11
Motion - Prot Order	MP	1	1	1	0	1
Other	OT	2	2	2	2	-
Show Cause	SC	11	29	29	9	20
Civil Support	VS	6	18	18	11	7
Adult Total		54	145	145	53	92
<u>Juvenile</u>						
Abuse or Neglect	AN	2	9	9	0	9
Capias	CA	0	1	1	0	1
Custody Visitation	CV	57	107	107	42	65
Felony	DF	3	13	13	1	12
Misdemeanor	DM	2	14	14	5	9
Foster Care Review	FC	10	10	10	10	-
Permanency	PH	5	5	5	4	1
Petition	PT	2	2	2	0	2
Remand Custody	RC	3	3	3	3	-
Remand Visitation	RV	3	3	3	3	-
Status	ST	20	20	20	18	2
Traffic	T	3	6	6	2	4
Term Parental Rights	TP	0	11	11	1	10
Truancy	TR	0	1	1	1	-
Voluntary Continuing Services Agreement	VA	1	1	1	1	-
Juvenile Total		111	206	206	91	115
Bristol Totals		165	351	351	144	207

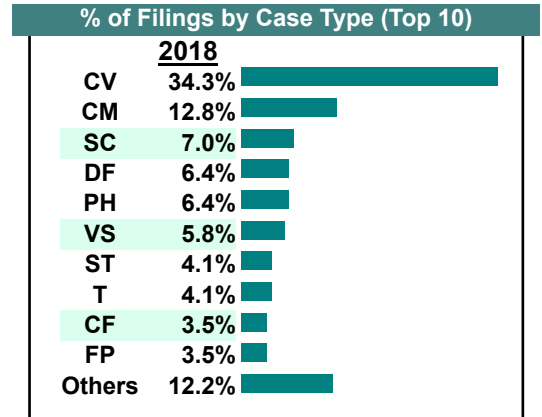
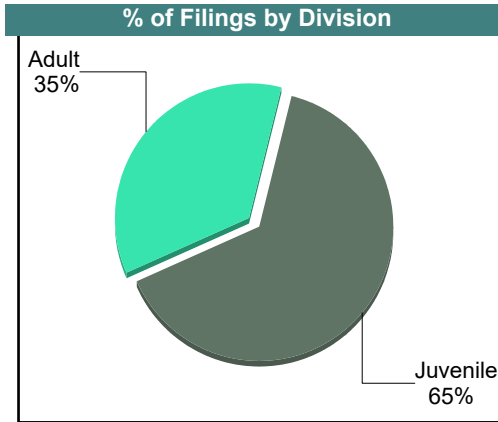
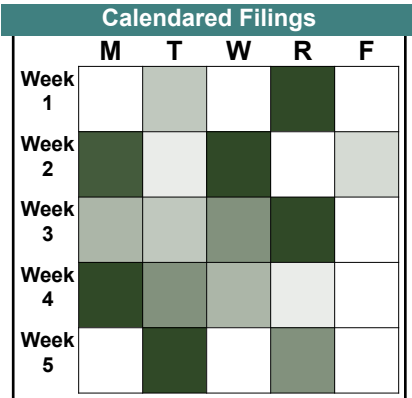


CASELOAD STATISTICS OF THE JUVENILE & DOMESTIC RELATIONS COURTS

May 2018

Bristol
District: 28

		<u>Filings</u>	<u>Hearings</u>	<u>Transactions</u>	<u>Concluded</u>	<u>Cont</u>
<u>Adult</u>						
Non-Family Abuse Prot Order	AP	2	4	4	1	3
Capias	CA	3	13	13	8	5
Felony	CF	6	33	33	3	30
Misdemeanor	CM	22	58	58	10	48
Family Abuse - Prot Order	FP	6	11	11	5	6
Show Cause	SC	12	21	21	5	16
Civil Support	VS	10	17	17	9	8
Adult Total		61	157	157	41	116
<u>Juvenile</u>						
Abuse or Neglect	AN	3	9	9	5	4
Capias	CA	0	1	1	0	1
Custody Relief	CR	1	1	1	1	-
Custody Visitation	CV	59	120	120	60	60
Felony	DF	11	23	23	2	21
Misdemeanor	DM	5	20	20	8	12
Initial Foster Care	IF	5	5	5	5	-
Permanency	PH	11	14	14	11	3
Petition	PT	0	2	2	1	1
Remand Custody	RC	1	1	1	1	-
Remand Visitation	RV	1	1	1	1	-
Status	ST	7	7	7	7	-
Traffic	T	7	14	14	6	8
Term Parental Rights	TP	0	11	11	2	9
Juvenile Total		111	229	229	110	119
Bristol Totals		172	386	386	151	235

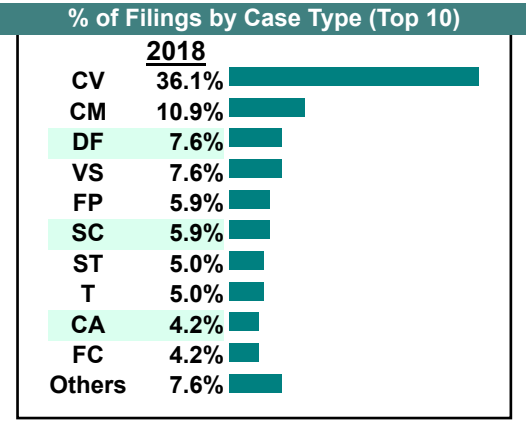
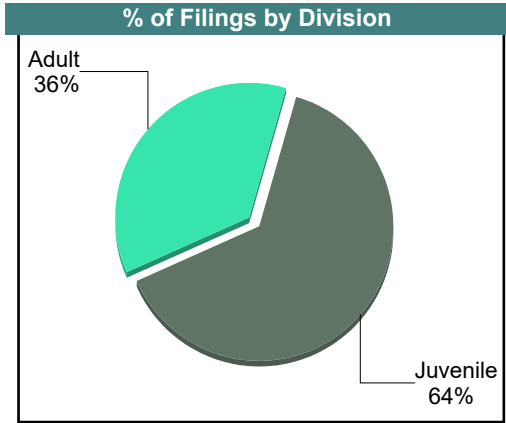



CASELOAD STATISTICS OF THE JUVENILE & DOMESTIC RELATIONS COURTS

April 2018

Bristol
District: 28

		<u>Filings</u>	<u>Hearings</u>	<u>Transactions</u>	<u>Concluded</u>	<u>Cont</u>
<u>Adult</u>						
Capias	CA	4	8	8	4	4
Felony	CF	3	8	8	2	6
Misdemeanor	CM	13	37	37	9	28
Family Abuse - Prot Order	FP	7	15	15	7	8
Show Cause	SC	7	21	21	8	13
Civil Support	VS	9	17	17	5	12
Adult Total		43	106	106	35	71
<u>Juvenile</u>						
Abuse or Neglect	AN	1	12	12	2	10
Capias	CA	1	3	3	1	2
Custody Visitation	CV	43	82	82	40	42
Felony	DF	9	12	12	2	10
Misdemeanor	DM	1	10	10	4	6
Foster Care Review	FC	5	5	5	5	-
Initial Foster Care	IF	2	2	2	2	-
Permanency	PH	1	1	1	1	-
Status	ST	6	9	9	6	3
Traffic	T	6	10	10	4	6
Term Parental Rights	TP	0	5	5	0	5
Truancy	TR	0	2	2	1	1
Voluntary Continuing Services Agreement	VA	1	1	1	1	-
Juvenile Total		76	154	154	69	85
Bristol Totals		119	260	260	104	156



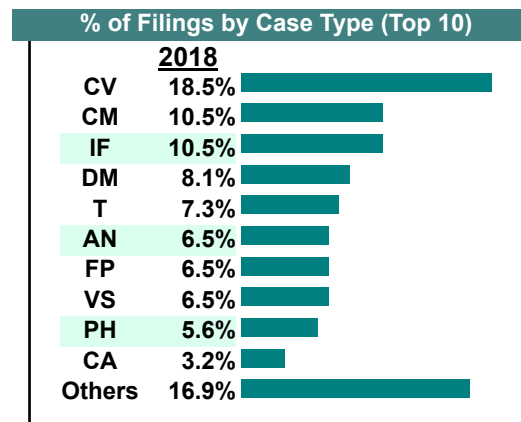
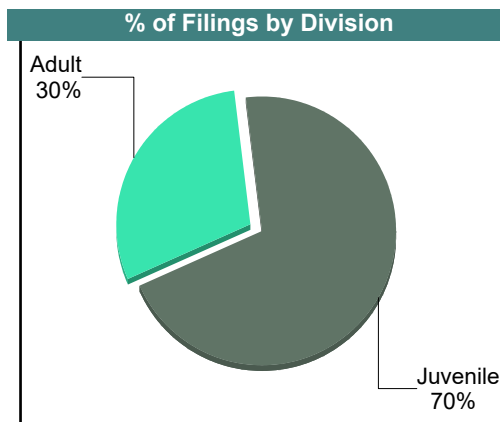
CASELOAD STATISTICS OF THE JUVENILE & DOMESTIC RELATIONS COURTS

March 2018

Bristol
District: 28

		<u>Filings</u>	<u>Hearings</u>	<u>Transactions</u>	<u>Concluded</u>	<u>Cont</u>
Adult						
Non-Family Abuse Prot Order	AP	0	1	1	1	-
Capias	CA	3	12	12	4	8
Felony	CF	3	32	32	6	26
Misdemeanor	CM	13	29	29	11	18
Family Abuse - Prot Order	FP	8	19	19	6	13
Show Cause	SC	2	22	22	11	11
Civil Support	VS	8	20	20	11	9
Adult Total		37	135	135	50	85
Juvenile						
Abuse or Neglect	AN	8	18	18	12	6
Capias	CA	1	2	2	0	2
Custody Relief	CR	0	2	2	1	1
Custody Visitation	CV	23	54	54	30	24
Felony	DF	1	4	4	2	2
Misdemeanor	DM	10	22	22	5	17
Entrustment	ET	1	2	2	1	1
Foster Care Review	FC	4	4	4	4	-
Initial Foster Care	IF	13	14	14	13	1
Juv Support	JS	1	1	1	1	-
Motion - Prot Order	MP	2	2	2	2	-
Permanency	PH	7	7	7	7	-
Petition	PT	1	2	2	1	1
Status	ST	3	4	4	3	1
Traffic	T	9	17	18	11	7
Truancy	TR	3	7	7	3	4
Juvenile Total		87	162	163	96	67
Bristol Totals		124	297	298	146	152

Calendared Filings					
	M	T	W	R	F
Week 1					
Week 2					
Week 3					
Week 4					
Week 5					

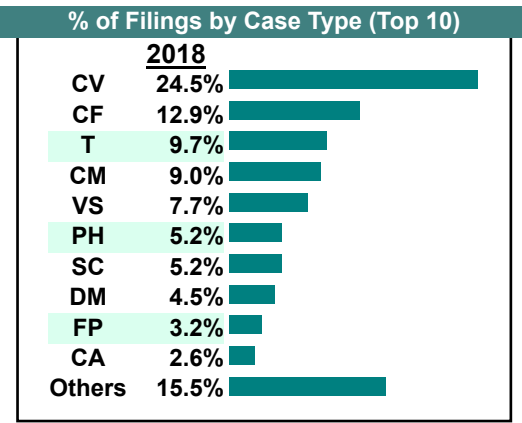
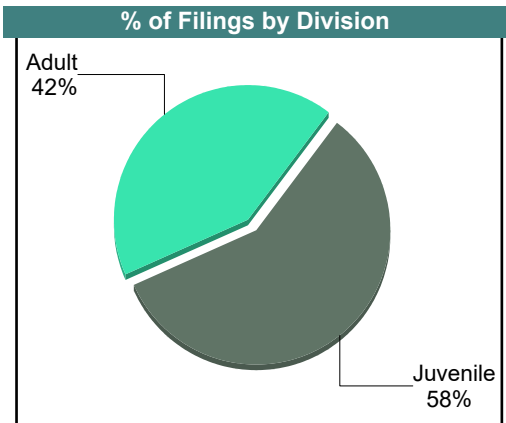



CASELOAD STATISTICS OF THE JUVENILE & DOMESTIC RELATIONS COURTS

February 2018

Bristol
District: 28

		<u>Filings</u>	<u>Hearings</u>	<u>Transactions</u>	<u>Concluded</u>	<u>Cont</u>
<u>Adult</u>						
Non-Family Abuse Prot Order	AP	1	1	1	0	1
Capias	CA	3	9	9	4	5
Felony	CF	20	46	46	11	35
Misdemeanor	CM	14	65	65	21	44
Family Abuse - Prot Order	FP	5	14	14	5	9
Motion - Prot Order	MP	1	1	1	1	-
Show Cause	SC	8	30	30	15	15
SL/Other	SL	1	1	1	1	-
Civil Support	VS	12	20	20	10	10
Adult Total		65	187	187	68	119
<u>Juvenile</u>						
Abuse or Neglect	AN	2	15	15	3	12
Capias	CA	1	1	1	0	1
Custody Relief	CR	2	2	2	1	1
Custody Visitation	CV	38	94	94	54	40
Felony	DF	0	6	6	2	4
Misdemeanor	DM	7	13	13	4	9
Entrustment	ET	1	2	2	1	1
Foster Care Review	FC	3	3	3	3	-
Permanency	PH	8	9	9	8	1
Petition	PT	0	4	4	3	1
Remand Custody	RC	4	4	4	4	-
Remand Visitation	RV	4	4	4	4	-
Show Cause	SC	0	1	1	1	-
Status	ST	2	3	3	1	2
Traffic	T	15	16	17	8	9
Term Parental Rights	TP	3	10	10	4	6
Juvenile Total		90	187	188	101	87
Bristol Totals		155	374	375	169	206

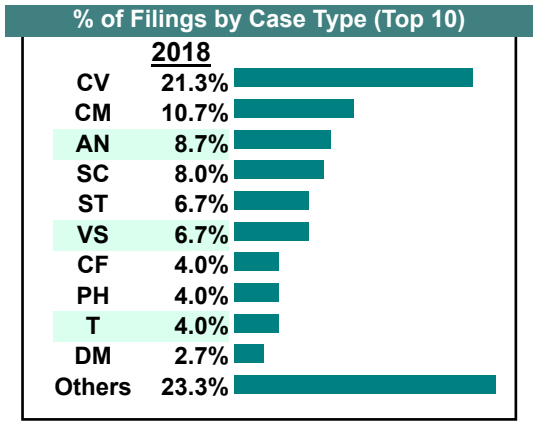
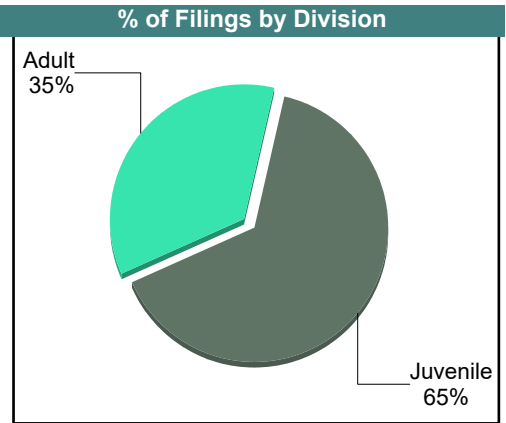
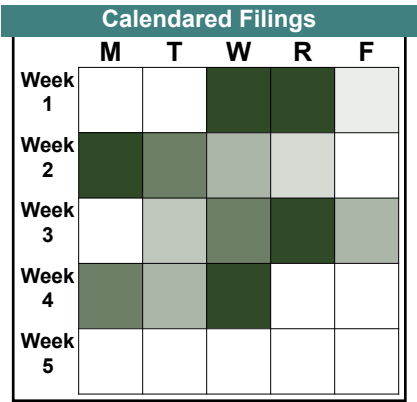


CASELOAD STATISTICS OF THE JUVENILE & DOMESTIC RELATIONS COURTS

January 2018

Bristol
District: 28

		<u>Filings</u>	<u>Hearings</u>	<u>Transactions</u>	<u>Concluded</u>	<u>Cont</u>
<u>Adult</u>						
Capias	CA	3	11	11	4	7
Felony	CF	6	27	27	13	14
Misdemeanor	CM	16	68	68	33	35
Family Abuse - Prot Order	FP	4	15	15	9	6
Motion - Prot Order	MP	0	1	1	1	-
Remand Support	RS	2	2	2	2	-
Show Cause	SC	12	26	26	13	13
Civil Support	VS	10	17	17	8	9
Adult Total		53	167	167	83	84
<u>Juvenile</u>						
Abuse or Neglect	AN	13	29	29	2	27
Custody Relief	CR	1	1	1	0	1
Custody Visitation	CV	32	82	82	31	51
Felony	DF	3	13	13	1	12
Misdemeanor	DM	4	20	20	8	12
Entrustment	ET	4	4	4	4	-
Initial Foster Care	IF	2	2	2	2	-
Permanency	PH	6	8	8	6	2
Petition	PT	4	5	5	1	4
Remand Custody	RC	3	3	3	3	-
Remand Visitation	RV	3	3	3	3	-
Show Cause	SC	0	1	1	0	1
Status	ST	10	10	10	10	-
Traffic	T	6	6	6	5	1
Term Parental Rights	TP	4	6	6	2	4
Truancy	TR	2	6	6	2	4
Juvenile Total		97	199	199	80	119
Bristol Totals		150	366	366	163	203

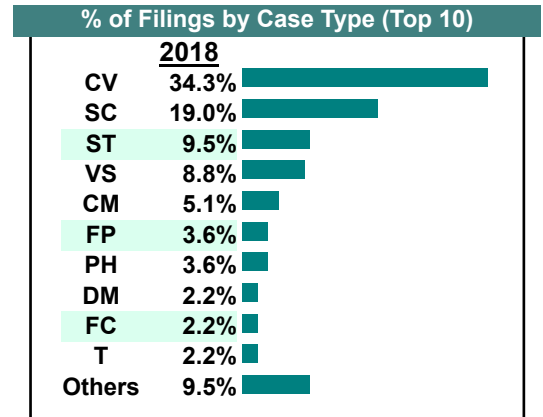
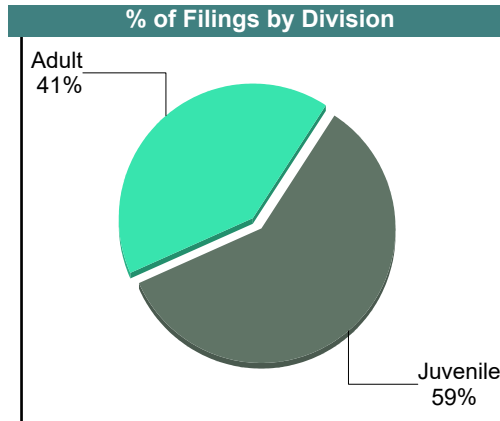
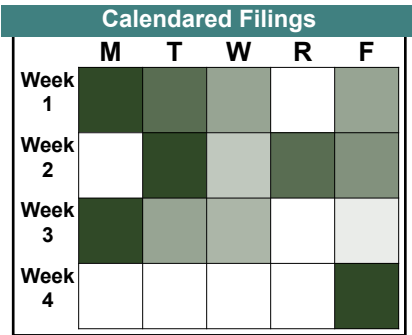


CASELOAD STATISTICS OF THE JUVENILE & DOMESTIC RELATIONS COURTS

December 2018

Smyth
District: 28

		<u>Filings</u>	<u>Hearings</u>	<u>Transactions</u>	<u>Concluded</u>	<u>Cont</u>
<u>Adult</u>						
Capias	CA	0	8	8	4	4
Felony	CF	2	7	7	1	6
Misdemeanor	CM	7	31	31	17	14
Family Abuse - Prot Order	FP	5	12	12	4	8
Motion - Prot Order	MP	1	1	1	0	1
Other	OT	1	1	1	1	-
Remand Support	RS	2	2	2	2	-
Show Cause	SC	26	64	64	22	42
Civil Support	VS	12	18	18	8	10
Adult Total		56	144	144	59	85
<u>Juvenile</u>						
Abuse or Neglect	AN	1	11	11	5	6
Custody Visitation	CV	47	195	195	81	114
Felony	DF	0	2	2	1	1
Misdemeanor	DM	3	16	16	3	13
Entrustment	ET	1	1	1	1	-
Foster Care Review	FC	3	3	3	3	-
Motion - Prot Order	MP	1	1	1	1	-
Permanency	PH	5	5	5	5	-
Petition	PT	0	3	3	2	1
Remand Custody	RC	2	2	2	2	-
Remand Visitation	RV	2	2	2	2	-
Status	ST	13	12	13	13	-
Traffic	T	3	3	4	4	-
Term Parental Rights	TP	0	1	1	0	1
Truancy	TR	0	2	2	2	-
Juvenile Total		81	259	261	125	136
Smyth Totals		137	403	405	184	221

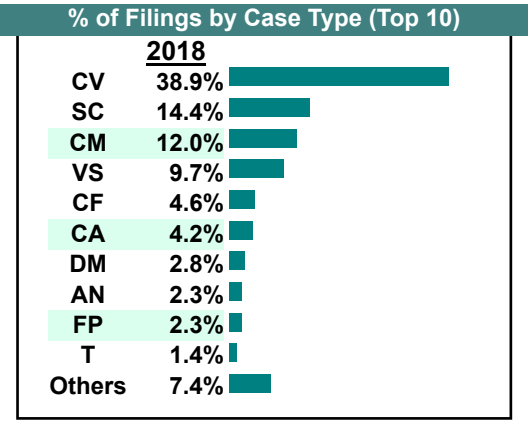
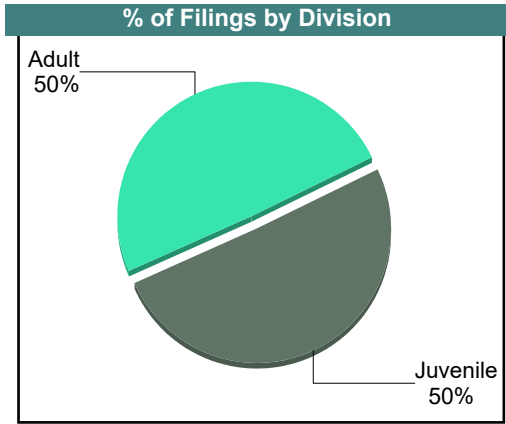
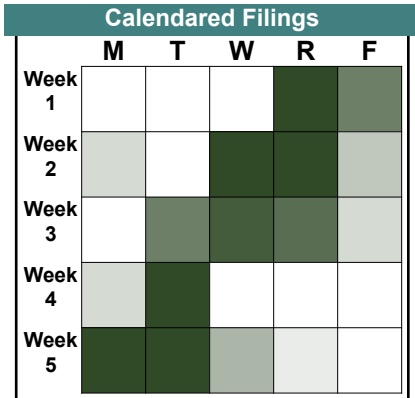


CASELOAD STATISTICS OF THE JUVENILE & DOMESTIC RELATIONS COURTS

November 2018

Smyth
District: 28

		<u>Filings</u>	<u>Hearings</u>	<u>Transactions</u>	<u>Concluded</u>	<u>Cont</u>
<u>Adult</u>						
Non-Family Abuse Prot Order	AP	1	1	1	1	-
Capias	CA	9	23	23	6	17
Felony	CF	10	14	14	3	11
Misdemeanor	CM	26	64	64	20	44
Family Abuse - Prot Order	FP	5	11	11	5	6
Other	OT	1	1	1	1	-
Protective Order	PC	2	2	2	2	-
Remand Support	RS	1	1	1	1	-
Show Cause	SC	31	99	99	29	70
Civil Support	VS	21	36	36	22	14
Adult Total		107	252	252	90	162
<u>Juvenile</u>						
Abuse or Neglect	AN	5	17	17	1	16
Custody Visitation	CV	84	267	267	109	158
Misdemeanor	DM	6	15	15	7	8
Permanency	PH	2	4	4	4	-
Petition	PT	1	2	2	1	1
Remand Custody	RC	2	2	2	2	-
Remand Visitation	RV	2	2	2	2	-
Status	ST	2	2	2	2	-
Traffic	T	3	3	5	5	-
Term Parental Rights	TP	0	2	2	1	1
Truancy	TR	2	5	5	1	4
Juvenile Total		109	321	323	135	188
Smyth Totals		216	573	575	225	350

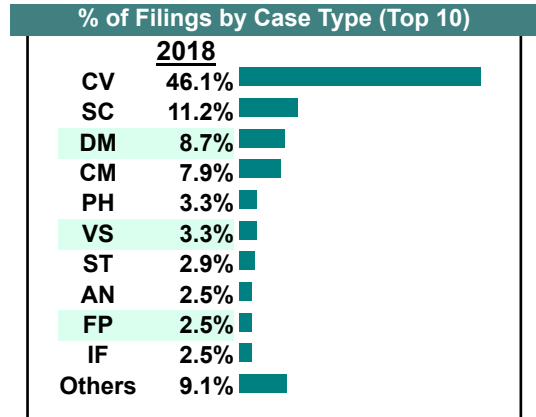
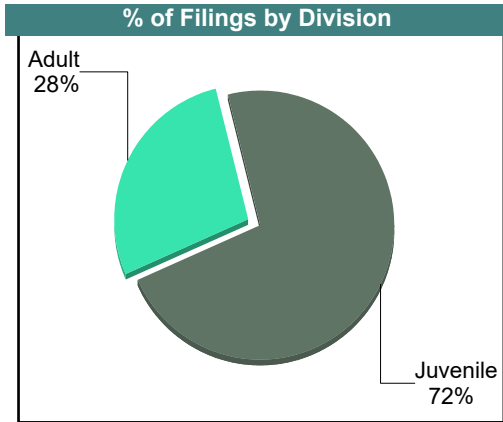



CASELOAD STATISTICS OF THE JUVENILE & DOMESTIC RELATIONS COURTS

October 2018

Smyth
District: 28

		<u>Filings</u>	<u>Hearings</u>	<u>Transactions</u>	<u>Concluded</u>	<u>Cont</u>
<u>Adult</u>						
Capias	CA	4	16	16	7	9
Felony	CF	1	5	5	3	2
Misdemeanor	CM	19	58	58	19	39
Family Abuse - Prot Order	FP	6	14	14	6	8
Motion - Prot Order	MP	1	1	1	1	-
Protective Order	PC	1	1	1	1	-
Show Cause	SC	27	88	88	36	52
Civil Support	VS	8	17	17	12	5
Adult Total		67	200	200	85	115
<u>Juvenile</u>						
Abuse or Neglect	AN	6	18	18	6	12
Custody Relief	CR	0	1	1	1	-
Child in Need of Services	CS	0	1	1	0	1
Custody Visitation	CV	111	300	300	138	162
Felony	DF	1	4	4	0	4
Misdemeanor	DM	21	44	44	22	22
Foster Care Review	FC	5	5	5	5	-
Initial Foster Care	IF	6	6	6	6	-
Permanency	PH	8	8	8	6	2
Petition	PT	3	6	6	2	4
Status	ST	7	8	8	6	2
Traffic	T	5	6	6	3	3
Truancy	TR	1	3	3	1	2
Juvenile Total		174	410	410	196	214
Smyth Totals		241	610	610	281	329

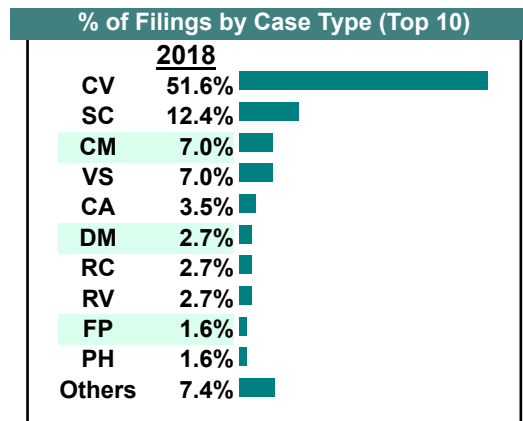
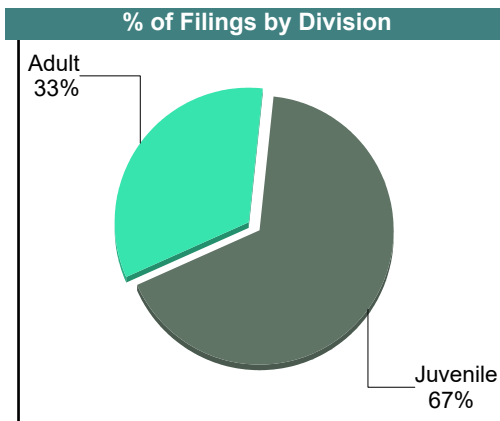
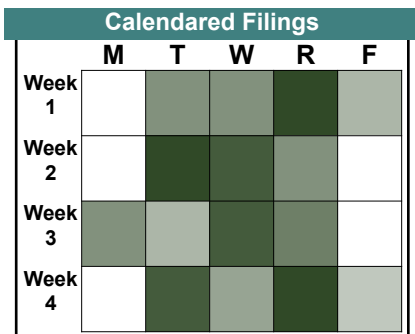


CASELOAD STATISTICS OF THE JUVENILE & DOMESTIC RELATIONS COURTS

September 2018

Smyth
District: 28

		<u>Filings</u>	<u>Hearings</u>	<u>Transactions</u>	<u>Concluded</u>	<u>Cont</u>
<u>Adult</u>						
Capias	CA	9	16	16	3	13
Felony	CF	1	11	11	5	6
Misdemeanor	CM	18	54	54	23	31
Family Abuse - Prot Order	FP	4	9	9	4	5
Remand Support	RS	4	4	4	4	-
Show Cause	SC	32	97	97	29	68
Civil Support	VS	18	32	32	19	13
Adult Total		86	223	223	87	136
<u>Juvenile</u>						
Abuse or Neglect	AN	3	7	7	2	5
Custody Relief	CR	0	1	1	0	1
Child in Need of Services	CS	1	1	1	0	1
Custody Visitation	CV	133	246	246	64	182
Felony	DF	0	2	2	1	1
Misdemeanor	DM	7	15	15	8	7
Foster Care Review	FC	1	1	1	1	-
Permanency	PH	4	4	4	4	-
Petition	PT	1	2	2	0	2
Remand Custody	RC	7	7	7	7	-
Remand Visitation	RV	7	7	7	7	-
Show Cause	SC	0	1	1	1	-
Status	ST	4	4	4	4	-
Traffic	T	4	5	5	2	3
Juvenile Total		172	303	303	101	202
Smyth Totals		258	526	526	188	338


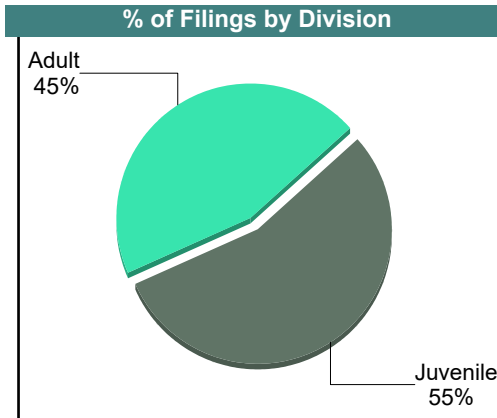
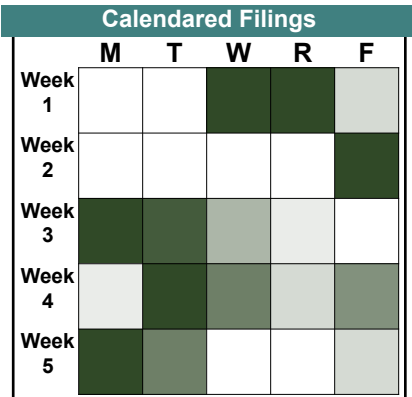


CASELOAD STATISTICS OF THE JUVENILE & DOMESTIC RELATIONS COURTS

August 2018

Smyth
District: 28

		<u>Filings</u>	<u>Hearings</u>	<u>Transactions</u>	<u>Concluded</u>	<u>Cont</u>
<u>Adult</u>						
Capias	CA	7	26	26	14	12
Felony	CF	9	24	24	11	13
Misdemeanor	CM	19	59	59	25	34
Family Abuse - Prot Order	FP	3	10	10	4	6
Remand Support	RS	1	1	1	1	-
Show Cause	SC	15	57	57	26	31
Civil Support	VS	10	27	27	13	14
Adult Total		64	204	204	94	110
<u>Juvenile</u>						
Abuse or Neglect	AN	5	14	14	2	12
Custody Relief	CR	0	1	1	0	1
Custody Visitation	CV	52	203	203	85	118
Felony	DF	0	3	3	1	2
Misdemeanor	DM	5	20	20	9	11
Foster Care Review	FC	3	4	4	4	-
Initial Foster Care	IF	2	2	2	2	-
Permanency	PH	5	5	5	5	-
Petition	PT	1	3	3	0	3
Remand Custody	RC	1	1	1	1	-
Remand Visitation	RV	1	1	1	1	-
Show Cause	SC	0	1	1	0	1
Traffic	T	2	2	2	0	2
Term Parental Rights	TP	0	3	3	3	-
Truancy	TR	0	1	1	0	1
Voluntary Continuing Services Agreement	VA	1	1	1	1	-
Juvenile Total		78	265	265	114	151
Smyth Totals		142	469	469	208	261



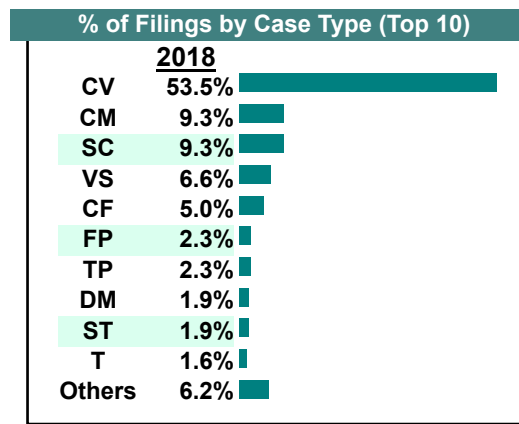
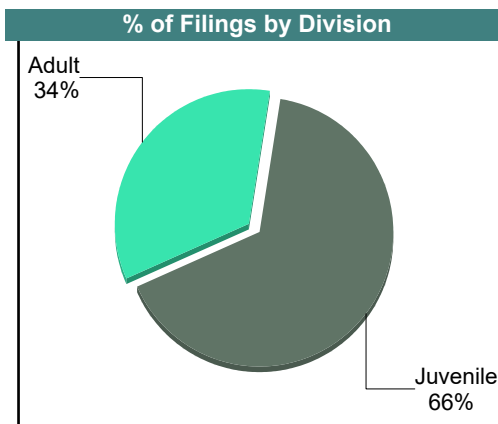
CASELOAD STATISTICS OF THE JUVENILE & DOMESTIC RELATIONS COURTS

July 2018

Smyth
District: 28

		<u>Filings</u>	<u>Hearings</u>	<u>Transactions</u>	<u>Concluded</u>	<u>Cont</u>
<u>Adult</u>						
Capias	CA	1	21	21	14	7
Felony	CF	13	32	32	13	19
Misdemeanor	CM	24	78	78	38	40
Family Abuse - Prot Order	FP	6	10	10	5	5
Motion - Prot Order	MP	1	1	1	1	-
Remand Support	RS	1	1	1	1	-
Show Cause	SC	24	82	82	15	67
SL/Other	SL	1	1	1	1	-
Civil Support	VS	17	24	24	10	14
Adult Total		88	250	250	98	152
<u>Juvenile</u>						
Abuse or Neglect	AN	0	9	9	6	3
Custody Visitation	CV	138	265	265	106	159
Felony	DF	0	2	2	1	1
Misdemeanor	DM	5	27	27	7	20
Entrustment	ET	3	3	3	3	-
Foster Care Review	FC	2	2	2	1	1
Initial Foster Care	IF	3	3	3	3	-
Petition	PT	0	2	2	0	2
Remand Custody	RC	2	2	2	2	-
Remand Visitation	RV	2	2	2	2	-
Status	ST	5	5	5	5	-
Traffic	T	4	8	8	5	3
Term Parental Rights	TP	6	8	8	3	5
Juvenile Total		170	338	338	144	194
Smyth Totals		258	588	588	242	346

Calendared Filings					
	M	T	W	R	F
Week 1	█	█		█	
Week 2	█	█	█	█	█
Week 3	█	█		█	█
Week 4	█	█	█	█	█
Week 5		█			

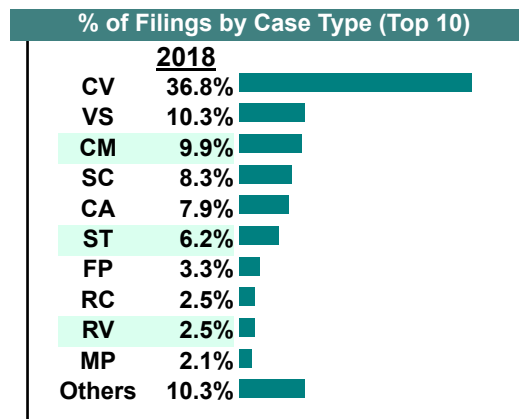
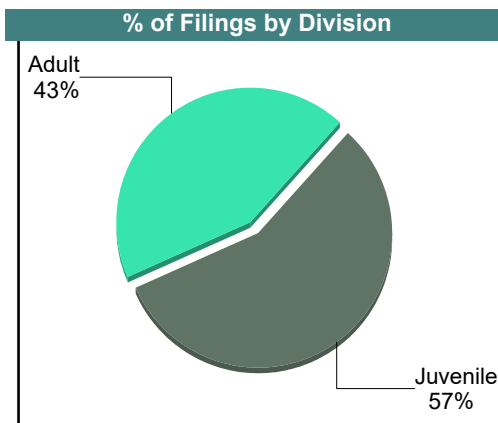



CASELOAD STATISTICS OF THE JUVENILE & DOMESTIC RELATIONS COURTS

June 2018

Smyth
District: 28

		<u>Filings</u>	<u>Hearings</u>	<u>Transactions</u>	<u>Concluded</u>	<u>Cont</u>
<u>Adult</u>						
Bond Forfeiture	BF	1	1	1	1	-
Capias	CA	19	54	54	15	39
Felony	CF	3	15	15	3	12
Misdemeanor	CM	24	81	81	18	63
Family Abuse - Prot Order	FP	8	17	17	7	10
Remand Support	RS	4	4	4	4	-
Show Cause	SC	20	66	66	17	49
SL/Other	SL	1	1	1	1	-
Civil Support	VS	25	48	48	31	17
Adult Total		105	287	287	97	190
<u>Juvenile</u>						
Abuse or Neglect	AN	3	16	16	5	11
Capias	CA	0	1	1	1	-
Child in Need of Services	CS	0	1	1	1	-
Custody Visitation	CV	89	270	270	109	161
Felony	DF	0	5	5	3	2
Misdemeanor	DM	3	27	27	11	16
Initial Foster Care	IF	3	3	3	3	-
Motion - Prot Order	MP	5	5	5	5	-
Permanency	PH	5	5	5	5	-
Petition	PT	1	4	4	2	2
Remand Custody	RC	6	6	6	6	-
Remand Visitation	RV	6	6	6	6	-
Show Cause	SC	0	1	1	0	1
Status	ST	15	19	19	19	-
Traffic	T	1	7	7	5	2
Term Parental Rights	TP	0	1	1	1	-
Truancy	TR	0	1	1	0	1
Juvenile Total		137	378	378	182	196
Smyth Totals		242	665	665	279	386

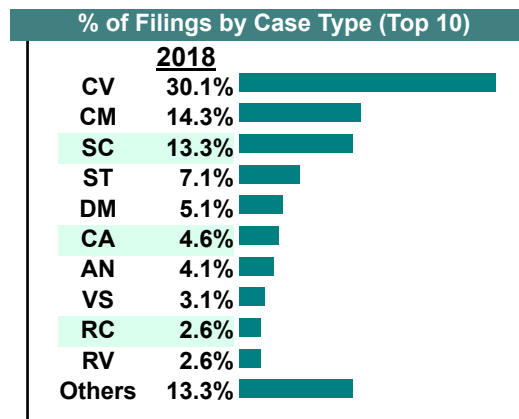
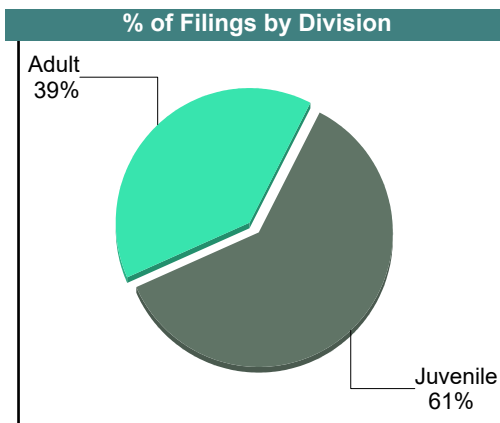



CASELOAD STATISTICS OF THE JUVENILE & DOMESTIC RELATIONS COURTS

May 2018

Smyth
District: 28

		<u>Filings</u>	<u>Hearings</u>	<u>Transactions</u>	<u>Concluded</u>	<u>Cont</u>
<u>Adult</u>						
Capias	CA	8	38	38	12	26
Felony	CF	1	12	12	5	7
Misdemeanor	CM	28	64	64	12	52
Family Abuse - Prot Order	FP	3	10	10	7	3
Motion - Prot Order	MP	1	1	1	1	-
Protective Order	PC	1	1	1	1	-
Remand Support	RS	3	3	3	3	-
Show Cause	SC	26	73	73	21	52
Civil Support	VS	6	20	20	10	10
Adult Total		77	222	222	72	150
<u>Juvenile</u>						
Abuse or Neglect	AN	8	22	22	6	16
Non-Family Abuse Prot Order	AP	0	2	2	2	-
Capias	CA	1	1	1	0	1
Child in Need of Services	CS	1	1	1	0	1
Custody Visitation	CV	59	181	181	82	99
Felony	DF	0	8	8	3	5
Misdemeanor	DM	10	53	53	26	27
Foster Care Review	FC	4	4	4	4	-
Initial Foster Care	IF	3	3	3	3	-
Permanency	PH	2	2	2	2	-
Petition	PT	1	1	1	0	1
Remand Custody	RC	5	5	5	5	-
Remand Visitation	RV	5	5	5	5	-
Show Cause	SC	0	2	2	0	2
Status	ST	14	15	18	16	2
Traffic	T	5	7	8	5	3
Voluntary Continuing Services Agreement	VA	1	1	1	1	-
Juvenile Total		119	313	317	160	157
Smyth Totals		196	535	539	232	307



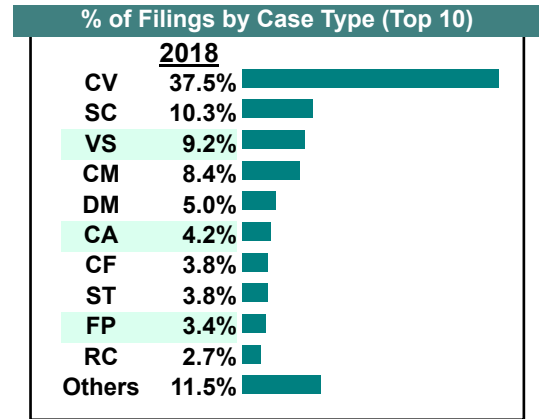
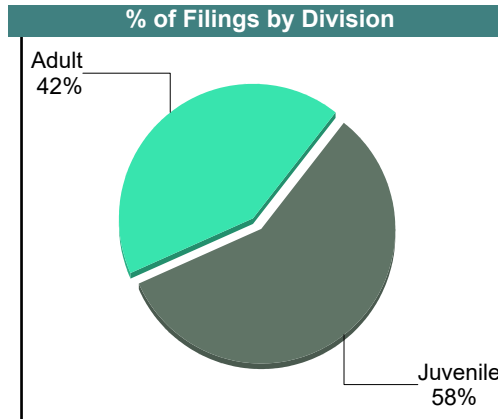
CASELOAD STATISTICS OF THE JUVENILE & DOMESTIC RELATIONS COURTS

April 2018

Smyth
District: 28

		<u>Filings</u>	<u>Hearings</u>	<u>Transactions</u>	<u>Concluded</u>	<u>Cont</u>
<u>Adult</u>						
Capias	CA	11	29	29	7	22
Felony	CF	10	20	20	7	13
Misdemeanor	CM	22	52	52	14	38
Family Abuse - Prot Order	FP	9	18	18	6	12
Remand Support	RS	5	5	5	5	-
Show Cause	SC	27	64	64	8	56
SL/Other	SL	2	2	2	2	-
Civil Support	VS	24	42	42	21	21
Adult Total		110	232	232	70	162
<u>Juvenile</u>						
Abuse or Neglect	AN	6	19	19	1	18
Custody Visitation	CV	98	214	214	105	109
Felony	DF	4	9	9	0	9
Misdemeanor	DM	13	34	34	8	26
Initial Foster Care	IF	1	1	1	1	-
Permanency	PH	1	1	1	1	-
Remand Custody	RC	7	7	7	7	-
Remand Visitation	RV	7	7	7	7	-
Show Cause	SC	0	1	1	0	1
Status	ST	10	10	11	7	4
Traffic	T	2	5	5	4	1
Term Parental Rights	TP	2	2	2	0	2
Juvenile Total		151	310	311	141	170
Smyth Totals		261	542	543	211	332

Calendared Filings					
	M	T	W	R	F
Week 1	█	█	█	█	
Week 2		█	█	█	█
Week 3	█	█	█	█	█
Week 4	█	█	█	█	█
Week 5	█				

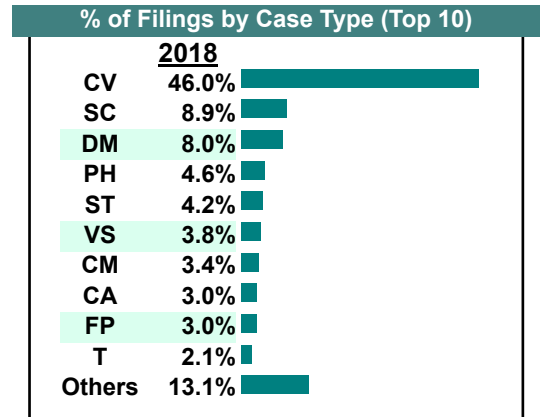
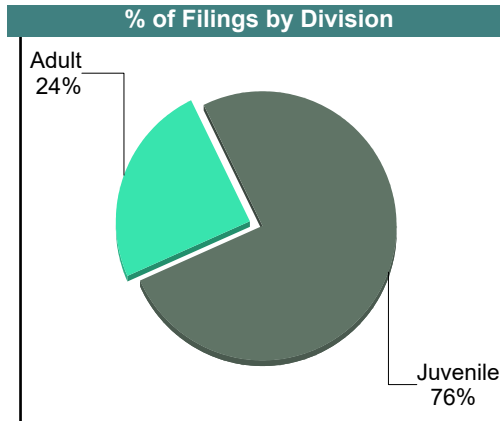



CASELOAD STATISTICS OF THE JUVENILE & DOMESTIC RELATIONS COURTS

March 2018

Smyth
District: 28

		<u>Filings</u>	<u>Hearings</u>	<u>Transactions</u>	<u>Concluded</u>	<u>Cont</u>
<u>Adult</u>						
Capias	CA	6	29	29	8	21
Felony	CF	2	13	13	7	6
Misdemeanor	CM	8	36	36	18	18
Family Abuse - Prot Order	FP	7	13	13	8	5
Motion - Prot Order	MP	2	2	2	2	-
Remand Support	RS	3	3	3	3	-
Show Cause	SC	21	48	48	5	43
Civil Support	VS	9	22	22	8	14
Adult Total		58	166	166	59	107
<u>Juvenile</u>						
Abuse or Neglect	AN	4	9	9	4	5
Non-Family Abuse Prot Order	AP	1	3	3	0	3
Capias	CA	1	2	2	1	1
Custody Relief	CR	1	2	2	1	1
Custody Visitation	CV	109	248	248	108	140
Felony	DF	4	11	11	0	11
Misdemeanor	DM	19	58	58	14	44
Motion - Prot Order	MP	2	3	3	3	-
Permanency	PH	11	11	11	11	-
Petition	PT	2	2	2	0	2
Remand Custody	RC	4	4	4	4	-
Remand Visitation	RV	4	4	4	4	-
Show Cause	SC	0	3	3	2	1
Status	ST	10	15	16	12	4
Traffic	T	5	7	8	3	5
Term Parental Rights	TP	0	1	1	0	1
Truancy	TR	1	3	3	0	3
Voluntary Continuing Services Agreement	VA	1	1	1	1	-
Juvenile Total		179	387	389	168	221
Smyth Totals		237	553	555	227	328



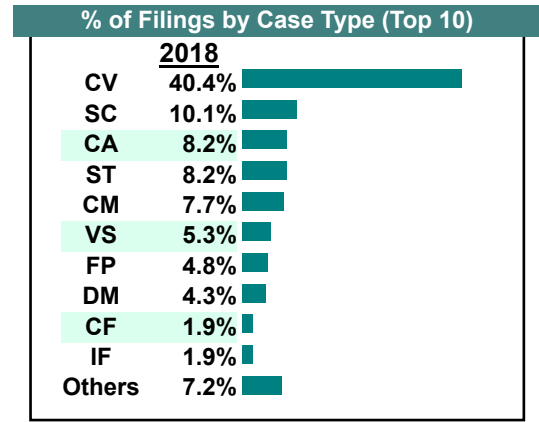
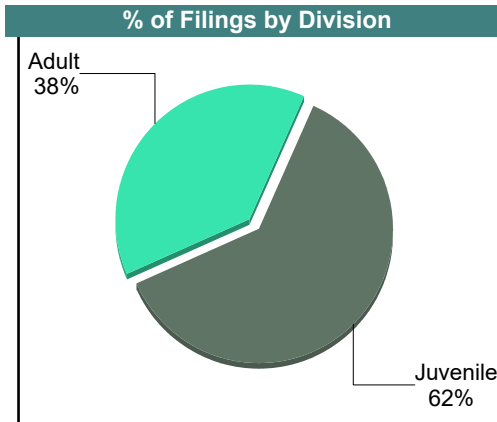
CASELOAD STATISTICS OF THE JUVENILE & DOMESTIC RELATIONS COURTS

February 2018

Smyth
District: 28

		<u>Filings</u>	<u>Hearings</u>	<u>Transactions</u>	<u>Concluded</u>	<u>Cont</u>
<u>Adult</u>						
Capias	CA	16	43	43	9	34
Felony	CF	4	25	25	14	11
Misdemeanor	CM	16	51	51	22	29
Family Abuse - Prot Order	FP	10	18	18	9	9
Remand Support	RS	2	2	2	2	-
Show Cause	SC	21	56	56	15	41
Civil Support	VS	11	25	25	13	12
Adult Total		80	220	220	84	136
<u>Juvenile</u>						
Abuse or Neglect	AN	2	14	14	8	6
Non-Family Abuse Prot Order	AP	1	1	1	0	1
Capias	CA	1	2	2	0	2
Custody Visitation	CV	84	197	197	67	130
Felony	DF	1	4	4	0	4
Misdemeanor	DM	9	35	35	7	28
Initial Foster Care	IF	4	4	4	4	-
Motion - Prot Order	MP	0	1	1	0	1
Permanency	PH	2	2	2	2	-
Remand Custody	RC	1	1	1	1	-
Remand Visitation	RV	1	1	1	1	-
Show Cause	SC	0	1	1	0	1
Status	ST	17	15	17	16	1
Traffic	T	4	5	5	2	3
Truancy	TR	1	2	2	1	1
Juvenile Total		128	285	287	109	178
Smyth Totals		208	505	507	193	314

Calendared Filings					
	M	T	W	R	F
Week 1					
Week 2					
Week 3					
Week 4					
Week 5					

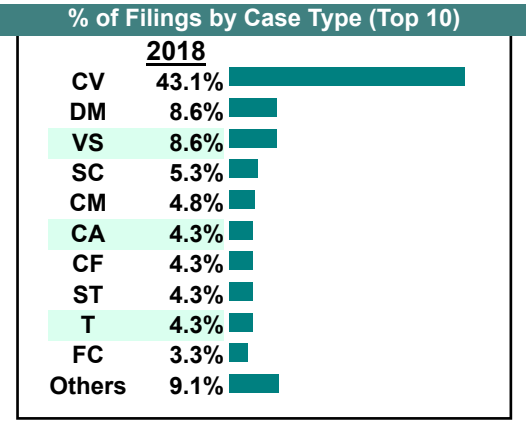
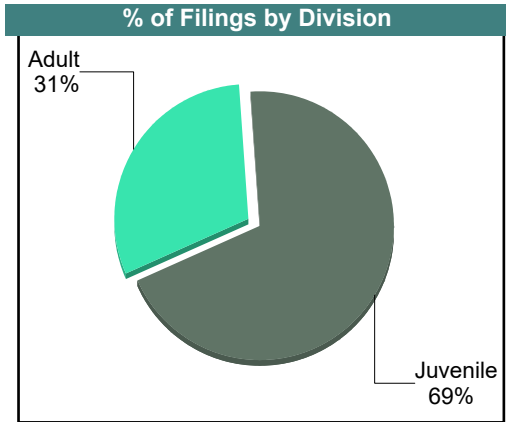
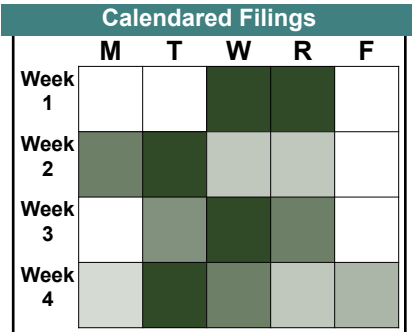


CASELOAD STATISTICS OF THE JUVENILE & DOMESTIC RELATIONS COURTS

January 2018

Smyth
District: 28

		<u>Filings</u>	<u>Hearings</u>	<u>Transactions</u>	<u>Concluded</u>	<u>Cont</u>
<u>Adult</u>						
Capias	CA	9	21	21	7	14
Felony	CF	9	35	35	6	29
Misdemeanor	CM	10	54	54	20	34
Family Abuse - Prot Order	FP	5	10	10	3	7
Remand Support	RS	3	3	3	3	-
Show Cause	SC	10	52	52	22	30
Civil Support	VS	18	27	27	8	19
Adult Total		64	202	202	69	133
<u>Juvenile</u>						
Abuse or Neglect	AN	2	16	16	2	14
Child in Need of Services	CS	0	1	1	1	-
Custody Visitation	CV	90	195	195	86	109
Felony	DF	1	3	3	1	2
Misdemeanor	DM	18	47	47	18	29
Foster Care Review	FC	7	7	7	7	-
Remand Custody	RC	4	4	4	4	-
Remand Visitation	RV	4	4	4	4	-
Show Cause	SC	1	6	6	4	2
Status	ST	9	11	12	12	-
Traffic	T	9	11	12	7	5
Term Parental Rights	TP	0	1	1	1	-
Truancy	TR	0	1	1	1	-
Voluntary Continuing Services Agreement	VA	0	1	1	1	-
Juvenile Total		145	308	310	149	161
Smyth Totals		209	510	512	218	294



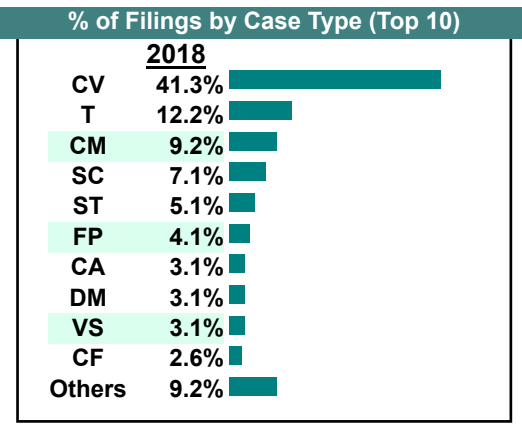
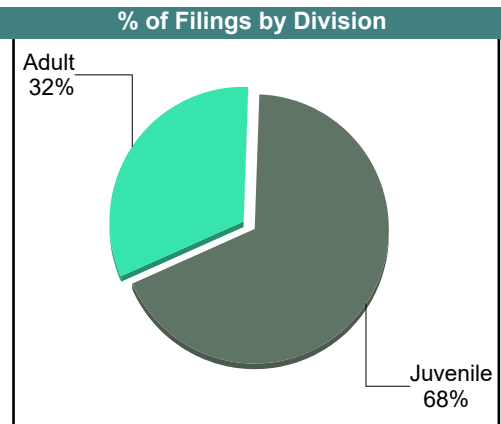
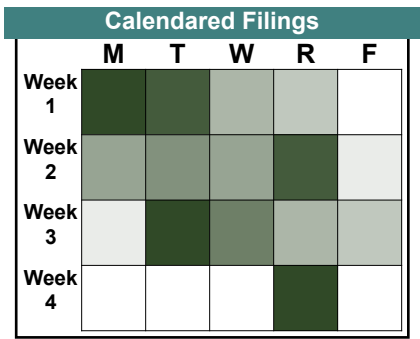
CASELOAD STATISTICS OF THE JUVENILE & DOMESTIC RELATIONS COURTS

Washington

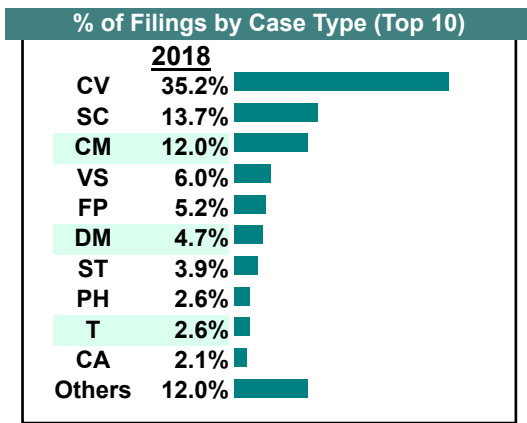
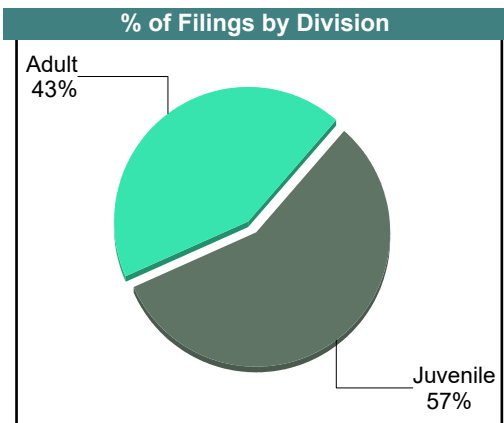

District: 28

December 2018

		<u>Filings</u>	<u>Hearings</u>	<u>Transactions</u>	<u>Concluded</u>	<u>Cont</u>
<u>Adult</u>						
Non-Family Abuse Prot Order	AP	1	2	2	0	2
Capias	CA	6	13	13	4	7
Felony	CF	5	11	13	6	7
Misdemeanor	CM	18	53	53	13	39
Family Abuse - Prot Order	FP	7	26	26	9	17
Other	OT	1	2	2	2	-
Remand Support	RS	5	5	5	5	-
Show Cause	SC	13	59	59	26	28
SL/Other	SL	1	1	1	1	-
Civil Support	VS	6	23	23	6	15
Adult Total		63	195	197	72	115
<u>Juvenile</u>						
Capias	CA	0	2	2	0	2
Custody Relief	CR	0	1	1	1	-
Child in Need of Services	CS	1	2	2	0	2
Custody Visitation	CV	81	175	175	75	88
Felony	DF	1	10	10	2	8
Misdemeanor	DM	6	25	25	9	16
Foster Care Review	FC	1	1	1	1	-
Family Abuse - Prot Order	FP	1	2	2	1	1
Initial Foster Care	IF	1	1	1	1	-
Permanency	PH	3	4	4	4	-
Petition	PT	0	6	6	2	4
Show Cause	SC	1	1	1	1	-
Status	ST	10	11	11	8	3
Traffic	T	24	31	36	23	13
Term Parental Rights	TP	0	4	4	0	4
Truancy	TR	2	4	4	1	3
Voluntary Continuing Services Agreement	VA	1	2	2	1	1
Juvenile Total		133	282	287	130	145
Washington Totals		196	477	484	202	260



		<u>Filings</u>	<u>Hearings</u>	<u>Transactions</u>	<u>Concluded</u>	<u>Cont</u>
Adult						
Non-Family Abuse Prot Order	AP	0	1	1	1	-
Capias	CA	5	11	11	5	6
Felony	CF	3	18	18	11	7
Misdemeanor	CM	28	50	50	12	38
Family Abuse - Prot Order	FP	12	24	24	4	20
Motion - Prot Order	MP	1	1	1	1	-
Other	OT	1	4	4	2	2
Remand Support	RS	4	5	5	3	1
Show Cause	SC	32	70	70	16	51
Civil Support	VS	14	33	33	17	15
Adult Total		100	217	217	72	140
Juvenile						
Abuse or Neglect	AN	2	5	5	3	2
Custody Visitation	CV	82	206	206	120	84
Felony	DF	1	5	5	0	5
Misdemeanor	DM	11	27	27	9	18
Foster Care Review	FC	1	1	1	1	-
Initial Foster Care	IF	1	1	1	1	-
Permanency	PH	6	6	6	6	-
Petition	PT	1	4	4	1	3
Remand Custody	RC	5	5	5	5	-
Remand Visitation	RV	5	5	5	5	-
Show Cause	SC	0	1	1	0	1
Status	ST	9	14	14	14	-
Traffic	T	6	10	12	9	3
Truancy	TR	2	3	3	0	3
Voluntary Continuing Services Agreement	VA	1	2	2	1	1
Juvenile Total		133	295	297	175	120
Washington Totals		233	512	514	247	260



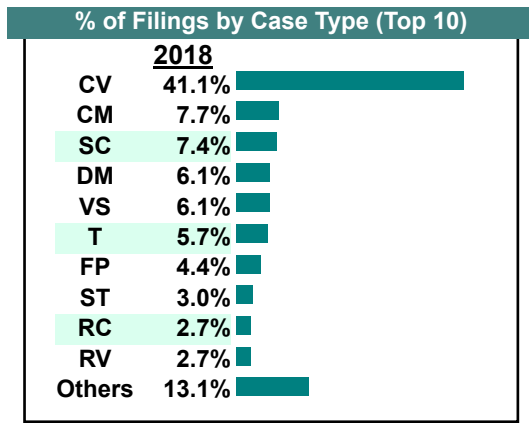
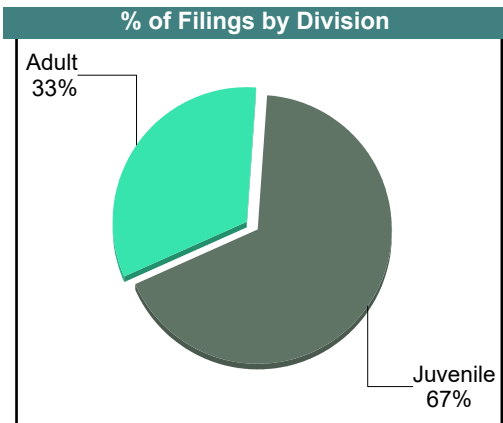

CASELOAD STATISTICS OF THE JUVENILE & DOMESTIC RELATIONS COURTS

Washington

District: 28

October 2018

		<u>Filings</u>	<u>Hearings</u>	<u>Transactions</u>	<u>Concluded</u>	<u>Cont</u>
<u>Adult</u>						
Capias	CA	4	15	15	7	8
Felony	CF	6	30	32	5	27
Misdemeanor	CM	23	67	67	30	37
Family Abuse - Prot Order	FP	13	38	38	14	24
Motion - Prot Order	MP	3	4	4	3	1
Other	OT	3	3	3	2	1
Remand Support	RS	4	4	4	4	-
Show Cause	SC	22	92	92	27	63
SL/Other	SL	1	1	1	1	-
Civil Support	VS	18	38	38	15	23
Adult Total		97	292	294	108	184
<u>Juvenile</u>						
Abuse or Neglect	AN	0	8	8	7	1
Custody Relief	CR	1	2	2	0	2
Custody Visitation	CV	122	284	284	143	137
Felony	DF	3	14	14	3	11
Misdemeanor	DM	18	41	41	7	34
Entrustment	ET	0	1	1	1	-
Foster Care Review	FC	0	1	1	1	-
Initial Foster Care	IF	2	2	2	2	-
Permanency	PH	7	10	10	10	-
Petition	PT	3	7	7	0	7
Remand Custody	RC	8	8	8	8	-
Remand Visitation	RV	8	8	8	8	-
Status	ST	9	10	10	10	-
Traffic	T	17	28	29	16	13
Term Parental Rights	TP	0	11	11	3	7
Voluntary Continuing Services Agreement	VA	2	2	2	2	-
Juvenile Total		200	437	438	221	212
Washington Totals		297	729	732	329	396



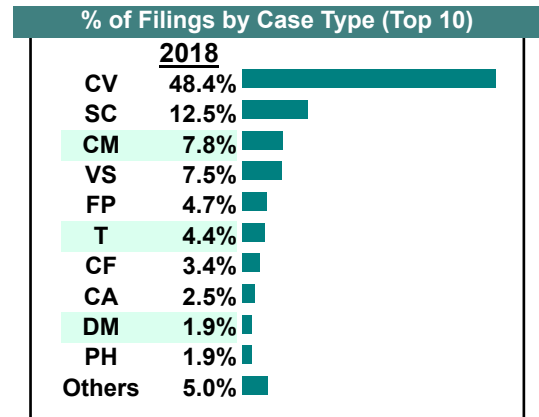
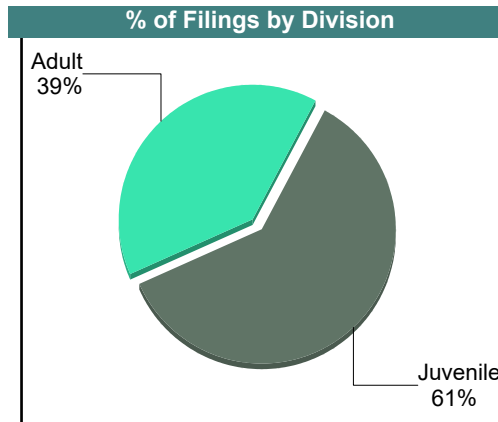
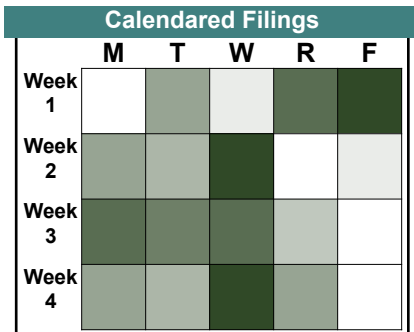
CASELOAD STATISTICS OF THE JUVENILE & DOMESTIC RELATIONS COURTS

September 2018

Washington

District: 28

		<u>Filings</u>	<u>Hearings</u>	<u>Transactions</u>	<u>Concluded</u>	<u>Cont</u>
Adult						
Capias	CA	8	17	17	5	12
Felony	CF	11	31	31	4	27
Misdemeanor	CM	25	67	67	19	48
Family Abuse - Prot Order	FP	15	32	32	14	18
Motion - Prot Order	MP	2	2	2	2	-
Other	OT	1	1	1	0	1
Show Cause	SC	40	104	104	41	63
Civil Support	VS	24	51	51	22	29
Adult Total		126	305	305	107	198
Juvenile						
Abuse or Neglect	AN	1	9	9	4	5
Custody Visitation	CV	155	289	289	127	162
Felony	DF	0	4	4	0	4
Misdemeanor	DM	6	27	27	6	21
Entrustment	ET	1	2	2	1	1
Foster Care Review	FC	1	4	4	3	1
Permanency	PH	6	8	8	5	3
Petition	PT	1	3	3	2	1
Show Cause	SC	0	1	1	0	1
Status	ST	5	11	11	6	5
Traffic	T	14	17	20	12	8
Term Parental Rights	TP	4	6	6	1	5
Truancy	TR	0	1	1	1	-
Juvenile Total		194	382	385	168	217
Washington Totals		320	687	690	275	415



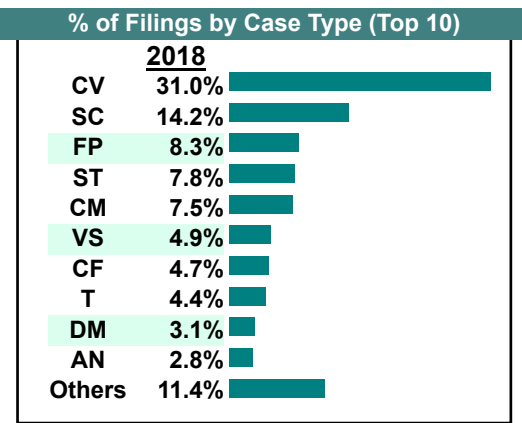
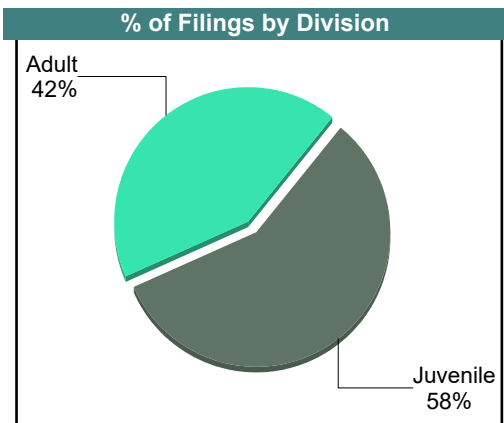

CASELOAD STATISTICS OF THE JUVENILE & DOMESTIC RELATIONS COURTS

Washington

District: 28

August 2018

		<u>Filings</u>	<u>Hearings</u>	<u>Transactions</u>	<u>Concluded</u>	<u>Cont</u>
Adult						
Non-Family Abuse Prot Order	AP	0	1	1	0	1
Capias	CA	5	18	18	5	13
Felony	CF	18	34	35	5	29
Misdemeanor	CM	29	73	73	33	40
Family Abuse - Prot Order	FP	32	55	55	30	25
Motion - Prot Order	MP	4	4	4	4	-
Remand Support	RS	3	3	3	3	-
Show Cause	SC	54	107	107	20	87
Civil Support	VS	19	38	38	19	19
Adult Total		164	333	334	119	214
Juvenile						
Abuse or Neglect	AN	11	21	21	7	14
Capias	CA	1	2	2	0	2
Custody Visitation	CV	120	306	306	172	132
Felony	DF	1	22	22	8	14
Misdemeanor	DM	12	46	46	19	27
Foster Care Review	FC	5	5	5	3	2
Motion - Prot Order	MP	3	3	3	3	-
Permanency	PH	4	4	4	2	2
Petition	PT	5	12	12	3	8
Remand Custody	RC	6	6	6	6	-
Remand Visitation	RV	6	6	6	6	-
Show Cause	SC	1	1	1	0	1
Status	ST	30	30	30	25	5
Traffic	T	17	23	31	16	15
Term Parental Rights	TP	0	6	6	0	6
Voluntary Continuing Services Agreement	VA	1	1	1	1	-
Juvenile Total		223	494	502	271	228
Washington Totals		387	827	836	390	442



CASELOAD STATISTICS OF THE JUVENILE & DOMESTIC RELATIONS COURTS

July 2018

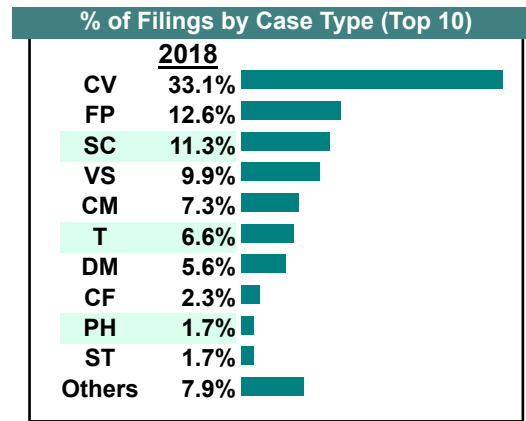
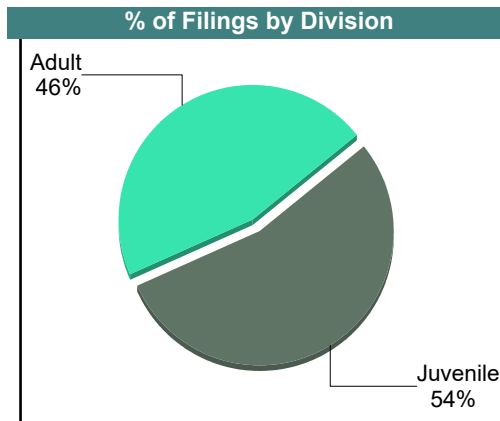

Washington

District: 28

		<u>Filings</u>	<u>Hearings</u>	<u>Transactions</u>	<u>Concluded</u>	<u>Cont</u>
<u>Adult</u>						
Capias	CA	3	19	19	10	9
Felony	CF	7	13	13	0	13
Misdemeanor	CM	22	64	64	16	48
Family Abuse - Prot Order	FP	38	53	53	35	18
Motion - Prot Order	MP	2	2	2	2	-
Other	OT	1	1	1	1	-
Remand Support	RS	1	1	1	1	-
Show Cause	SC	34	91	91	31	60
Civil Support	VS	30	61	61	27	34
Adult Total		138	305	305	123	182

<u>Juvenile</u>						
Abuse or Neglect	AN	2	5	5	0	5
Custody Visitation	CV	100	250	250	75	175
Felony	DF	3	8	8	3	5
Misdemeanor	DM	17	27	27	3	24
Entrustment	ET	1	1	1	0	1
Foster Care Review	FC	3	3	3	2	1
Juv Support	JS	1	1	1	1	-
Permanency	PH	5	5	5	4	1
Petition	PT	0	1	1	0	1
Remand Custody	RC	4	4	4	4	-
Remand Visitation	RV	3	3	3	3	-
Status	ST	5	5	6	6	-
Traffic	T	20	17	21	13	8
Term Parental Rights	TP	0	2	2	0	2
Truancy	TR	0	1	1	0	1
Juvenile Total		164	333	338	114	224

Washington Totals		302	638	643	237	406
--------------------------	--	------------	------------	------------	------------	------------



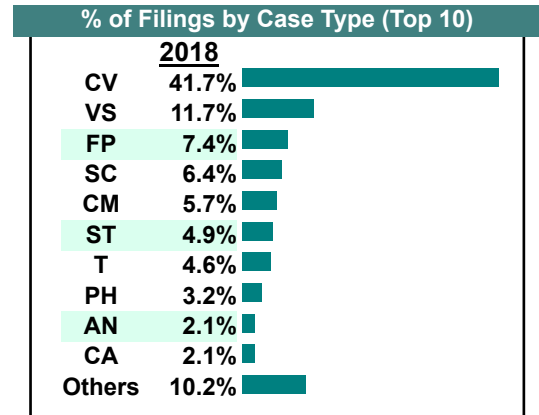
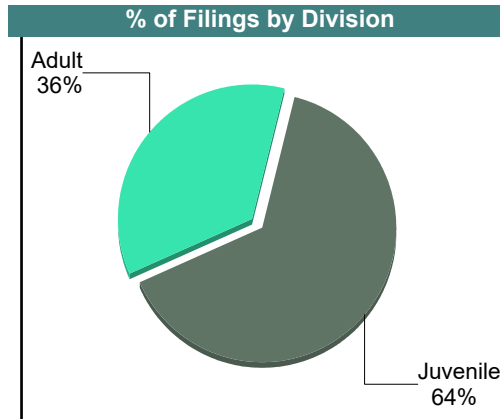
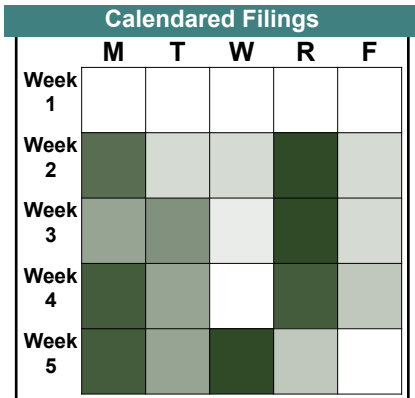
CASELOAD STATISTICS OF THE JUVENILE & DOMESTIC RELATIONS COURTS

June 2018

Washington

District: 28

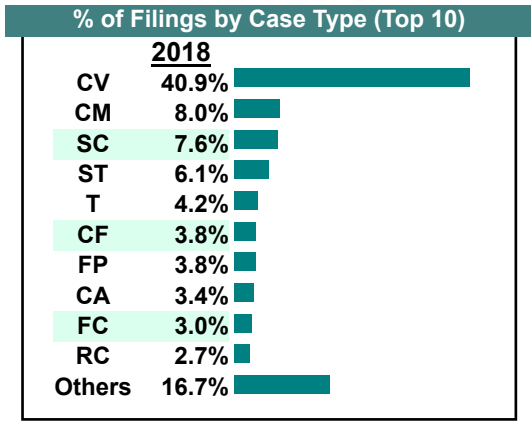
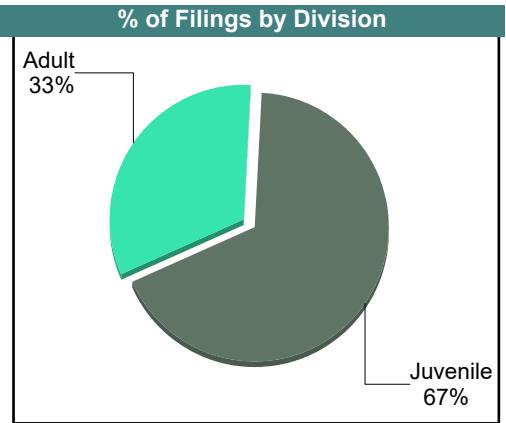

		<u>Filings</u>	<u>Hearings</u>	<u>Transactions</u>	<u>Concluded</u>	<u>Cont</u>
Adult						
Non-Family Abuse Prot Order	AP	0	1	1	0	1
Capias	CA	6	31	31	17	14
Felony	CF	5	21	21	13	8
Misdemeanor	CM	16	63	63	24	39
Family Abuse - Prot Order	FP	21	37	37	20	17
Motion - Prot Order	MP	1	2	2	2	-
Remand Support	RS	1	1	1	1	-
Show Cause	SC	18	92	92	40	52
Civil Support	VS	33	63	63	31	32
Adult Total		101	311	311	148	163
Juvenile						
Abuse or Neglect	AN	6	11	11	5	6
Custody Visitation	CV	118	268	268	86	182
Felony	DF	2	8	8	2	6
Misdemeanor	DM	5	11	11	4	7
Entrustment	ET	2	2	2	2	-
Foster Care Review	FC	4	4	4	4	-
Initial Foster Care	IF	2	2	2	2	-
Permanency	PH	9	11	11	9	2
Petition	PT	2	4	4	1	3
Remand Custody	RC	1	1	1	1	-
Remand Visitation	RV	1	1	1	1	-
Status	ST	14	17	17	16	1
Traffic	T	13	19	23	10	13
Truancy	TR	0	1	1	1	-
Voluntary Continuing Services Agreement	VA	3	3	3	3	-
Juvenile Total		182	363	367	147	220
Washington Totals		283	674	678	295	383



		Filings	Hearings	Transactions	Concluded	Cont
Adult						
Non-Family Abuse Prot Order	AP	1	3	3	1	2
Capias	CA	9	29	29	9	20
Felony	CF	10	33	33	16	17
Misdemeanor	CM	21	78	78	30	48
Family Abuse - Prot Order	FP	10	30	30	13	17
Motion - Prot Order	MP	2	2	2	2	-
Other	OT	2	3	3	2	1
Remand Support	RS	4	4	4	4	-
Show Cause	SC	20	49	49	13	36
Civil Support	VS	7	23	23	13	10
Adult Total		86	254	254	103	151

Juvenile						
Abuse or Neglect	AN	6	26	26	20	6
Custody Visitation	CV	108	278	278	173	105
Felony	DF	1	13	13	2	11
Misdemeanor	DM	5	23	23	9	14
Foster Care Review	FC	8	9	9	8	1
Initial Foster Care	IF	1	1	1	1	-
Motion - Prot Order	MP	0	3	3	3	-
Permanency	PH	5	5	5	5	-
Petition	PT	1	6	6	0	6
Remand Custody	RC	7	7	7	7	-
Remand Visitation	RV	7	7	7	7	-
Status	ST	16	16	16	15	1
Traffic	T	11	14	16	10	6
Truancy	TR	2	5	5	1	4
Juvenile Total		178	413	415	261	154

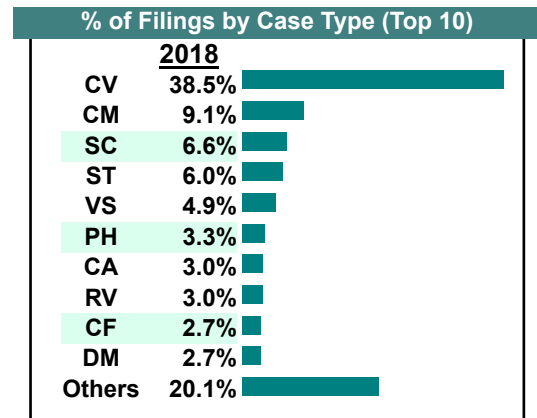
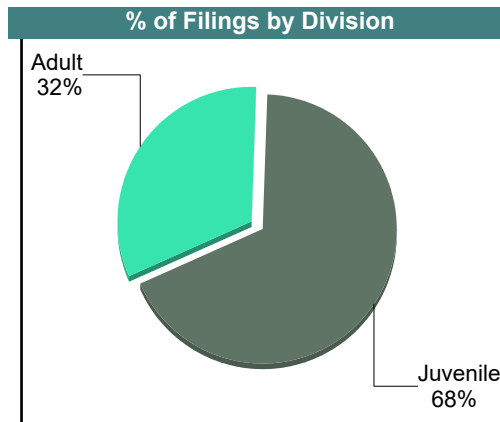
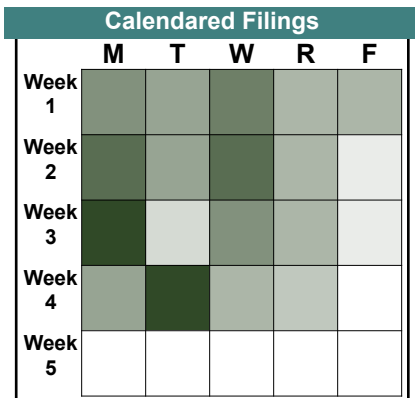
Washington Totals		264	667	669	364	305
--------------------------	--	------------	------------	------------	------------	------------



		<u>Filings</u>	<u>Hearings</u>	<u>Transactions</u>	<u>Concluded</u>	<u>Cont</u>
Adult						
Non-Family Abuse Prot Order	AP	0	1	1	0	1
Capias	CA	11	21	21	7	14
Felony	CF	10	29	29	9	20
Misdemeanor	CM	33	98	98	30	68
Family Abuse - Prot Order	FP	8	23	23	9	14
Motion - Prot Order	MP	3	3	3	2	1
Protective Order	PC	1	1	1	1	-
Remand Support	RS	7	7	7	7	-
Show Cause	SC	24	107	107	45	62
SL/Other	SL	2	2	2	2	-
Civil Support	VS	18	49	49	23	26
Adult Total		117	341	341	135	206

		<u>Filings</u>	<u>Hearings</u>	<u>Transactions</u>	<u>Concluded</u>	<u>Cont</u>
Juvenile						
Abuse or Neglect	AN	9	37	37	5	32
Custody Visitation	CV	140	293	293	96	197
Felony	DF	6	15	15	0	15
Misdemeanor	DM	10	28	28	10	18
Foster Care Review	FC	4	4	4	4	-
Family Abuse - Prot Order	FP	0	1	1	1	-
Initial Foster Care	IF	1	1	1	1	-
Motion - Prot Order	MP	3	3	3	0	3
Permanency	PH	12	15	15	12	3
Petition	PT	5	6	6	1	5
Remand Custody	RC	10	10	10	10	-
Remand Visitation	RV	11	11	11	11	-
Status	ST	22	25	25	22	3
Traffic	T	6	10	11	9	2
Term Parental Rights	TP	8	14	14	0	14
Truancy	TR	0	2	2	1	1
Juvenile Total		247	475	476	183	293

Washington Totals		364	816	817	318	499
--------------------------	--	------------	------------	------------	------------	------------



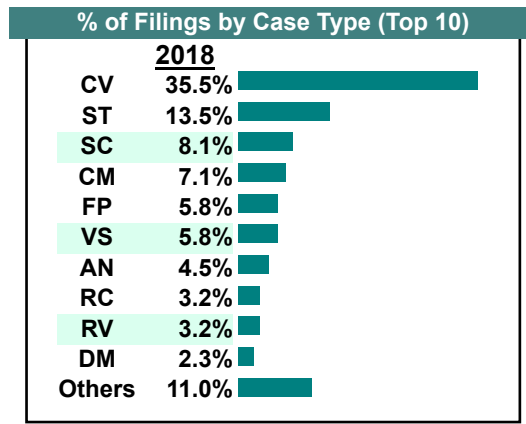
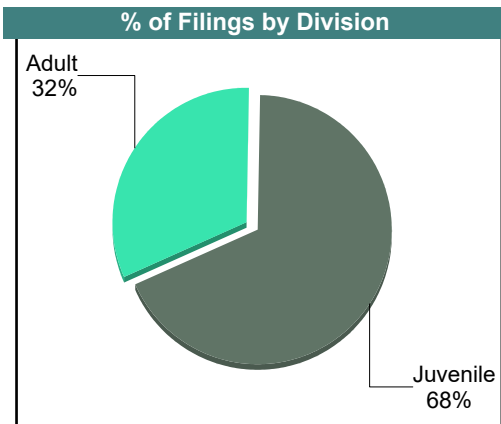

CASELOAD STATISTICS OF THE JUVENILE & DOMESTIC RELATIONS COURTS

Washington

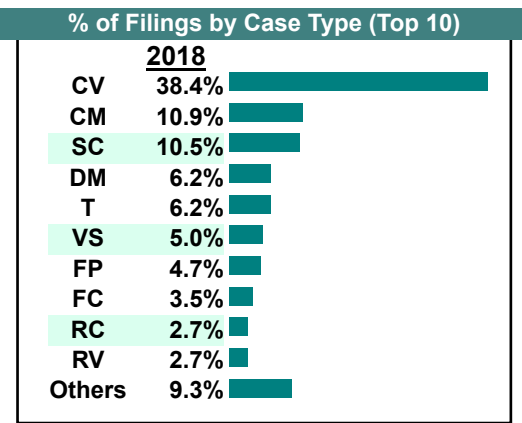
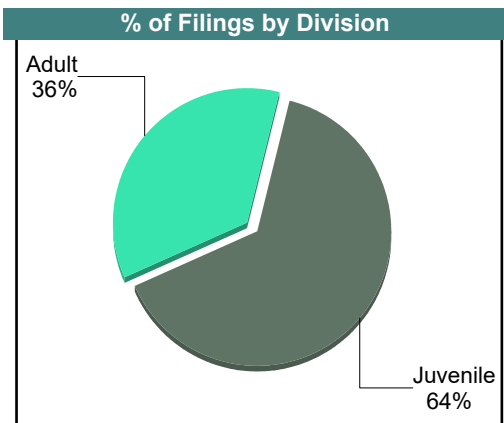

District: 28

March 2018

		Filings	Hearings	Transactions	Concluded	Cont
Adult						
Non-Family Abuse Prot Order	AP	1	1	1	0	1
Capias	CA	4	14	14	4	10
Felony	CF	6	35	35	20	15
Misdemeanor	CM	22	101	101	38	63
Family Abuse - Prot Order	FP	17	35	35	11	24
Remand Support	RS	6	6	6	6	-
Show Cause	SC	25	81	81	25	56
Civil Support	VS	18	39	39	14	25
Adult Total		99	312	312	118	194
Juvenile						
Abuse or Neglect	AN	14	27	27	0	27
Custody Visitation	CV	110	274	274	118	156
Felony	DF	2	8	8	2	6
Misdemeanor	DM	7	31	31	16	15
Family Abuse - Prot Order	FP	1	1	1	0	1
Motion - Prot Order	MP	0	2	2	1	1
Permanency	PH	4	4	4	4	-
Petition	PT	2	3	3	1	2
Remand Custody	RC	10	10	10	10	-
Remand Visitation	RV	10	10	10	10	-
Status	ST	42	45	46	42	4
Traffic	T	6	13	14	8	6
Truancy	TR	2	8	8	3	5
Voluntary Continuing Services Agreement	VA	1	1	1	1	-
Juvenile Total		211	437	439	216	223
Washington Totals		310	749	751	334	417



		<u>Filings</u>	<u>Hearings</u>	<u>Transactions</u>	<u>Concluded</u>	<u>Cont</u>
Adult						
Non-Family Abuse Prot Order	AP	1	2	2	1	1
Capias	CA	5	14	14	7	7
Felony	CF	1	19	19	3	16
Misdemeanor	CM	28	90	90	28	62
Family Abuse - Prot Order	FP	12	20	20	8	12
Motion - Prot Order	MP	1	1	1	1	-
Remand Support	RS	4	4	4	4	-
Show Cause	SC	27	91	91	20	71
Civil Support	VS	13	38	38	11	27
Adult Total		92	279	279	83	196
Juvenile						
Abuse or Neglect	AN	0	1	1	1	-
Custody Relief	CR	0	1	1	1	-
Custody Visitation	CV	99	246	246	91	153
Felony	DF	2	9	9	1	8
Misdemeanor	DM	16	44	44	15	29
Foster Care Review	FC	9	9	9	9	-
Initial Foster Care	IF	2	2	2	2	-
Motion - Prot Order	MP	1	1	1	0	1
Permanency	PH	1	1	1	1	-
Petition	PT	0	2	2	1	1
Remand Custody	RC	7	7	7	7	-
Remand Visitation	RV	7	7	7	7	-
Status	ST	2	12	12	6	5
Traffic	T	16	21	24	18	6
Term Parental Rights	TP	0	2	2	2	-
Truancy	TR	4	5	5	1	4
Juvenile Total		166	370	373	163	207
Washington Totals		258	649	652	246	403



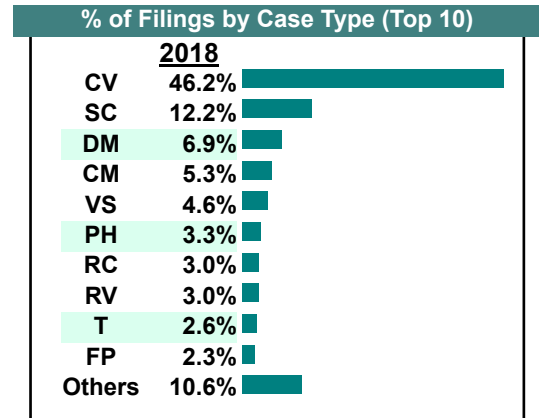
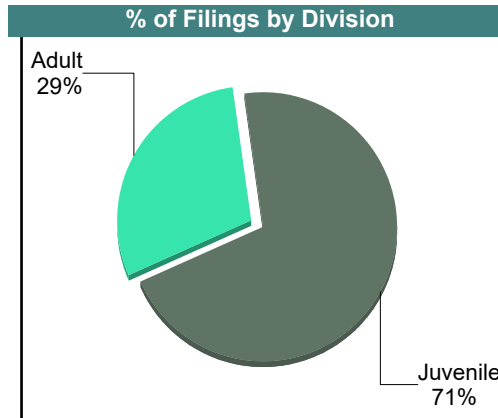
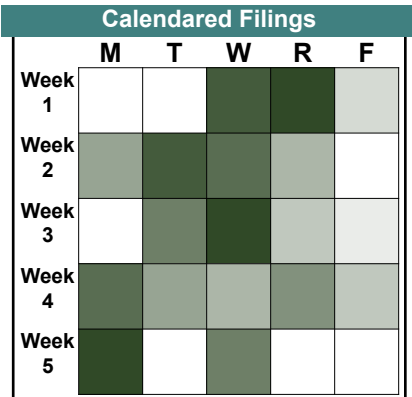
CASELOAD STATISTICS OF THE JUVENILE & DOMESTIC RELATIONS COURTS

January 2018

Washington

District: 28

		<u>Filings</u>	<u>Hearings</u>	<u>Transactions</u>	<u>Concluded</u>	<u>Cont</u>
<u>Adult</u>						
Capias	CA	3	18	18	9	9
Felony	CF	4	41	41	6	35
Misdemeanor	CM	16	68	69	22	47
Family Abuse - Prot Order	FP	7	17	17	10	7
Remand Support	RS	7	7	7	7	-
Show Cause	SC	37	119	119	29	90
SL/Other	SL	1	1	1	1	-
Civil Support	VS	14	38	38	15	23
Adult Total		89	309	310	99	211
<u>Juvenile</u>						
Abuse or Neglect	AN	0	5	5	2	3
Custody Relief	CR	1	2	2	0	2
Custody Visitation	CV	140	297	297	140	157
Felony	DF	3	15	15	6	9
Misdemeanor	DM	21	66	66	30	36
Foster Care Review	FC	2	2	2	2	-
Initial Foster Care	IF	1	1	1	1	-
Motion - Prot Order	MP	3	3	3	3	-
Permanency	PH	10	10	10	10	-
Petition	PT	1	1	1	0	1
Remand Custody	RC	9	9	9	9	-
Remand Visitation	RV	9	9	9	9	-
Status	ST	6	11	11	4	7
Traffic	T	8	12	14	9	5
Truancy	TR	0	1	1	1	-
Juvenile Total		214	444	446	226	220
Washington Totals		303	753	756	325	431



Filings by Court & Division

	<u>Bristol</u>		<u>Smyth</u>		<u>Washington</u>		<u>Total</u>
A Show Cause	104	14%	280	38%	346	47%	730
Adult Misdemeanor	191	28%	221	32%	281	41%	693
Civil Support	108	22%	179	36%	214	43%	501
Family Abuse - Prot Ord	89	25%	71	20%	192	55%	352
Adult Felony	114	43%	65	25%	86	32%	265
Capias	28	14%	99	51%	69	35%	196
Remand Support	7	9%	29	35%	46	56%	82
Motion - Prot Order	8	24%	6	18%	19	58%	33
Other	3	21%	2	14%	9	64%	14
SL/Other	2	18%	4	36%	5	45%	11
Non-Family Abuse Prot	3	38%	1	13%	4	50%	8
Protective Order	-	0%	4	80%	1	20%	5
Bond Forfeiture	-	0%	1	100%	-	0%	1
Total	657	23%	962	33%	1,272	44%	2,891
J Custody Visitation	514	17%	1,094	37%	1,375	46%	2,983
Delinquency	96	25%	130	34%	159	41%	385
Status Offense/Other	93	25%	106	29%	170	46%	369
Traffic	118	37%	47	15%	158	49%	323
Permanency	66	36%	45	25%	72	39%	183
Abuse or Neglect	40	29%	45	33%	51	38%	136
Remand Custody	21	16%	41	32%	67	52%	129
Remand Visitation	21	16%	41	32%	67	52%	129
Foster Care Review	41	39%	25	24%	38	37%	104
Initial Foster Care	29	47%	22	35%	11	18%	62
Paternity	13	30%	10	23%	21	48%	44
Term Parental Rights	18	47%	8	21%	12	32%	38
Truancy	9	35%	5	19%	12	46%	26
Motion - Prot Order	6	25%	8	33%	10	42%	24
Voluntary Continuing Se	6	33%	3	17%	9	50%	18
Entrustment	8	50%	4	25%	4	25%	16
Custody Relief	9	75%	1	8%	2	17%	12
Capias	3	43%	3	43%	1	14%	7
Child in Need of Service	-	0%	2	67%	1	33%	3
Juv Support	2	67%	-	0%	1	33%	3
Non-Family Abuse Prot	1	33%	2	67%	-	0%	3
Show Cause	-	0%	1	33%	2	67%	3
Family Abuse - Prot Ord	-	0%	-	0%	2	100%	2
Emancipation	1	100%	-	0%	-	0%	1
Total	1,115	22%	1,643	33%	2,245	45%	5,003
Total	1,772	22%	2,605	33%	3,517	45%	7,894

CASELOAD STATISTICS OF THE JUVENILE & DOMESTIC RELATIONS COURTS

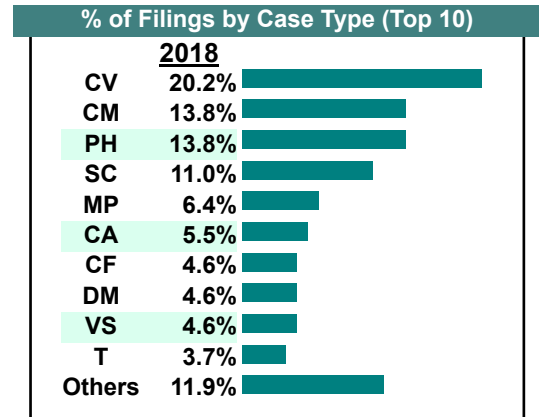
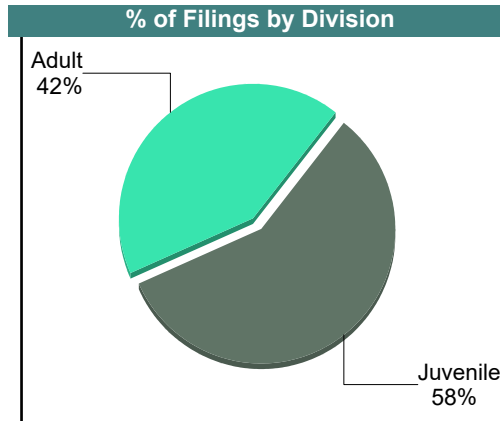
December 2018

Buchanan

District: 29

		<u>Filings</u>	<u>Hearings</u>	<u>Transactions</u>	<u>Concluded</u>	<u>Cont</u>
<u>Adult</u>						
Non-Family Abuse Prot Order	AP	0	1	1	0	1
Capias	CA	6	16	16	2	14
Felony	CF	5	17	17	2	15
Misdemeanor	CM	15	48	48	13	35
Family Abuse - Prot Order	FP	1	4	4	1	3
Violation of PO	PV	1	1	1	1	-
Remand Support	RS	1	1	1	1	-
Show Cause	SC	12	69	69	22	47
Civil Support	VS	5	13	13	3	10
Adult Total		46	170	170	45	125
<u>Juvenile</u>						
Abuse or Neglect	AN	0	2	2	2	-
Non-Family Abuse Prot Order	AP	0	1	1	0	1
Custody Relief	CR	0	1	1	1	-
Child in Need of Services	CS	1	3	3	0	3
Custody Visitation	CV	22	109	109	40	69
Felony	DF	1	11	11	0	11
Misdemeanor	DM	5	22	22	3	19
Foster Care Review	FC	3	3	3	3	-
Family Abuse - Prot Order	FP	0	1	1	0	1
Initial Foster Care	IF	2	2	2	2	-
Motion - Prot Order	MP	7	8	8	8	-
Permanency	PH	15	16	16	13	3
Petition	PT	1	1	1	1	-
Remand Custody	RC	2	2	2	2	-
Show Cause	SC	0	1	1	0	1
Status	ST	0	1	1	0	1
Traffic	T	4	4	6	5	1
Juvenile Total		63	188	190	80	110
Buchanan Totals		109	358	360	125	235

Calendared Filings					
	M	T	W	R	F
Week 1					
Week 2					
Week 3					



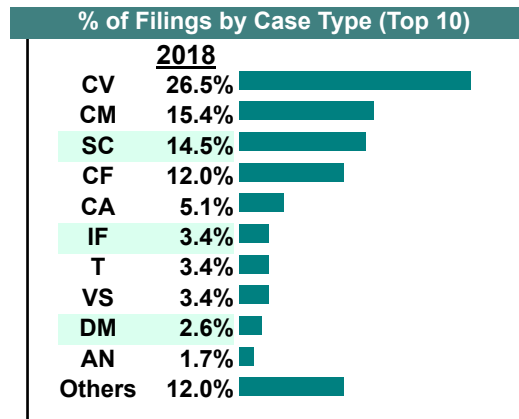
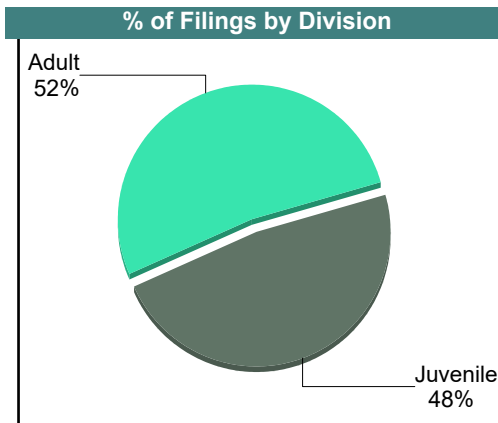

CASELOAD STATISTICS OF THE JUVENILE & DOMESTIC RELATIONS COURTS

November 2018

Buchanan

District: 29

		<u>Filings</u>	<u>Hearings</u>	<u>Transactions</u>	<u>Concluded</u>	<u>Cont</u>
Adult						
Non-Family Abuse Prot Order	AP	1	2	2	0	2
Capias	CA	5	22	22	12	10
Felony	CF	14	23	23	3	20
Misdemeanor	CM	18	58	58	20	38
Family Abuse - Prot Order	FP	2	5	5	2	3
Show Cause	SC	17	60	60	15	45
Civil Support	VS	4	27	27	11	16
Adult Total		61	197	197	63	134
Juvenile						
Abuse or Neglect	AN	2	10	10	4	6
Non-Family Abuse Prot Order	AP	1	3	3	0	3
Capias	CA	1	1	1	1	-
Custody Relief	CR	1	2	2	1	1
Child in Need of Services	CS	2	3	3	1	2
Custody Visitation	CV	31	144	144	59	85
Felony	DF	2	10	10	1	9
Misdemeanor	DM	3	11	11	3	8
Foster Care Review	FC	2	2	2	2	-
Family Abuse - Prot Order	FP	0	1	1	0	1
Initial Foster Care	IF	4	4	4	4	-
Permanency	PH	1	1	1	1	-
Petition	PT	0	2	2	2	-
Remand Custody	RC	1	1	1	1	-
Child at Risk	RI	0	1	1	1	-
Remand Visitation	RV	1	1	1	1	-
Show Cause	SC	0	2	2	1	1
Traffic	T	4	6	6	3	3
Truancy	TR	0	1	1	0	1
Juvenile Total		56	206	206	86	120
Buchanan Totals		117	403	403	149	254



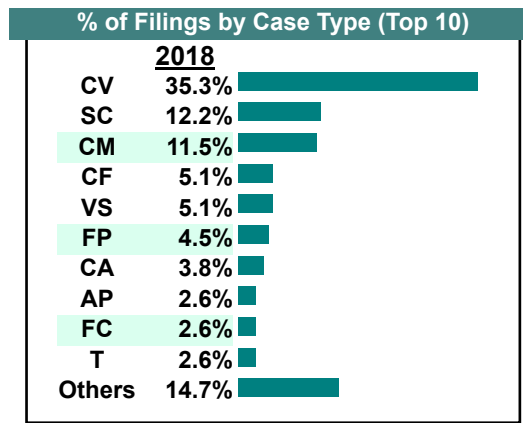
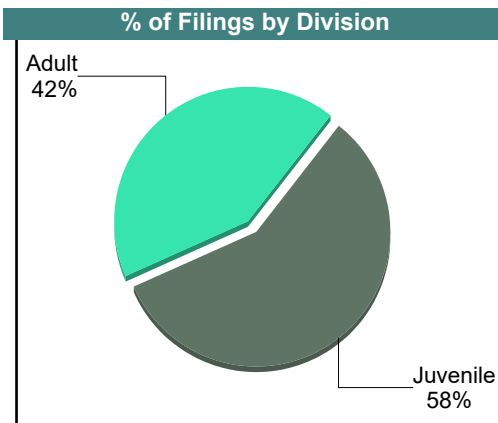

CASELOAD STATISTICS OF THE JUVENILE & DOMESTIC RELATIONS COURTS

October 2018

Buchanan

District: 29

		<u>Filings</u>	<u>Hearings</u>	<u>Transactions</u>	<u>Concluded</u>	<u>Cont</u>
Adult						
Non-Family Abuse Prot Order	AP	1	2	2	1	1
Capias	CA	6	17	17	6	11
Felony	CF	8	27	28	9	19
Misdemeanor	CM	18	74	74	29	45
Family Abuse - Prot Order	FP	7	13	13	7	6
Remand Support	RS	2	2	2	2	-
Show Cause	SC	16	73	73	18	55
Civil Support	VS	8	22	22	10	12
Adult Total		66	230	231	82	149
Juvenile						
Abuse or Neglect	AN	1	7	7	1	6
Non-Family Abuse Prot Order	AP	3	8	8	2	6
Custody Relief	CR	1	1	1	0	1
Child in Need of Services	CS	1	1	1	0	1
Custody Visitation	CV	55	176	176	69	107
Felony	DF	2	18	18	6	12
Misdemeanor	DM	1	23	23	9	14
Foster Care Review	FC	4	4	4	4	-
Family Abuse - Prot Order	FP	0	1	1	0	1
Motion - Prot Order	MP	0	2	2	1	1
Permanency	PH	3	3	3	3	-
Petition	PT	1	5	5	3	2
Remand Custody	RC	2	2	2	2	-
Child at Risk	RI	1	6	6	4	2
Remand Visitation	RV	2	2	2	2	-
Show Cause	SC	3	3	3	1	2
Status	ST	2	4	4	4	-
Traffic	T	4	5	5	4	1
Term Parental Rights	TP	2	4	4	4	-
Truancy	TR	0	2	2	2	-
Voluntary Continuing Services Agreement	VA	2	2	2	2	-
Juvenile Total		90	279	279	123	156
Buchanan Totals		156	509	510	205	305



CASELOAD STATISTICS OF THE JUVENILE & DOMESTIC RELATIONS COURTS

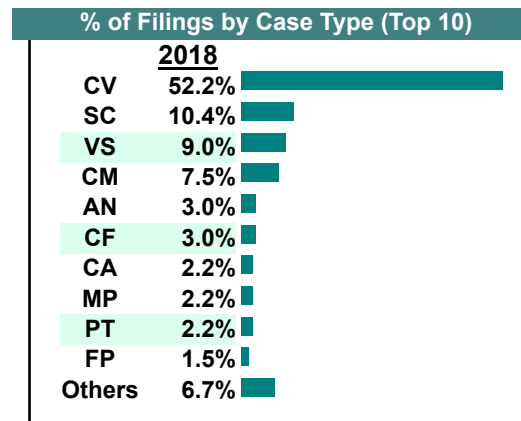
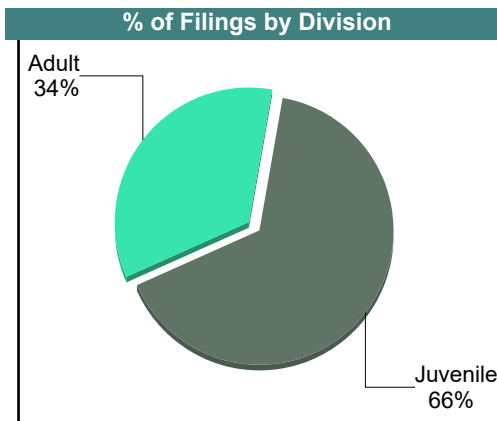
September 2018

Buchanan

District: 29

		<u>Filings</u>	<u>Hearings</u>	<u>Transactions</u>	<u>Concluded</u>	<u>Cont</u>
<u>Adult</u>						
Capias	CA	3	16	16	1	15
Felony	CF	4	26	26	6	20
Misdemeanor	CM	10	96	96	34	62
Family Abuse - Prot Order	FP	2	8	8	4	4
Other	OT	1	1	1	1	-
Show Cause	SC	14	78	78	5	73
Civil Support	VS	12	38	38	17	21
Adult Total		46	263	263	68	195
<u>Juvenile</u>						
Abuse or Neglect	AN	4	9	9	1	8
Non-Family Abuse Prot Order	AP	1	1	1	0	1
Custody Visitation	CV	70	133	133	47	86
Felony	DF	1	19	19	4	15
Misdemeanor	DM	0	12	12	0	12
Initial Foster Care	IF	1	1	1	1	-
Motion - Prot Order	MP	3	3	3	2	1
Permanency	PH	1	1	1	1	-
Petition	PT	3	3	3	0	3
Child at Risk	RI	0	6	6	3	3
Status	ST	0	1	1	0	1
Traffic	T	2	3	3	1	2
Term Parental Rights	TP	2	2	2	0	2
Truancy	TR	0	8	8	5	3
Juvenile Total		88	202	202	65	137
Buchanan Totals		134	465	465	133	332

Calendared Filings					
	M	T	W	R	F
Week 1					
Week 2					
Week 3					
Week 4					



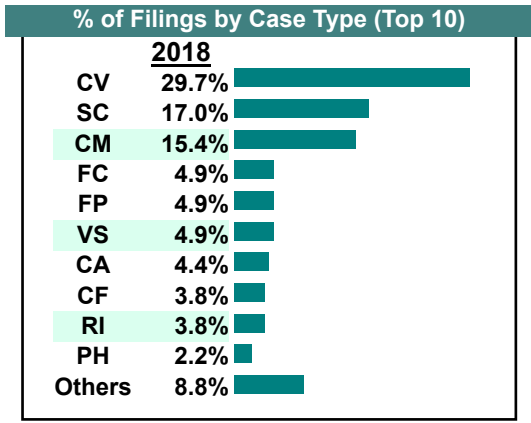
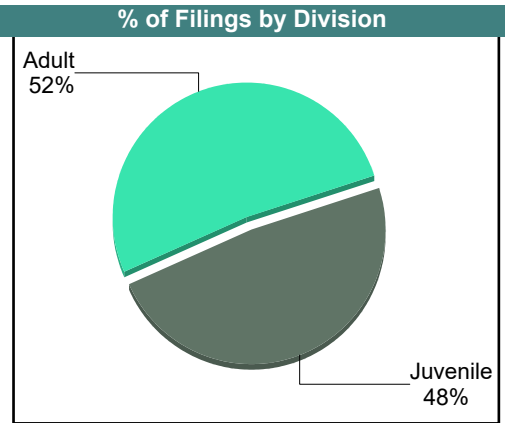

CASELOAD STATISTICS OF THE JUVENILE & DOMESTIC RELATIONS COURTS

August 2018

Buchanan

District: 29

		<u>Filings</u>	<u>Hearings</u>	<u>Transactions</u>	<u>Concluded</u>	<u>Cont</u>
Adult						
Non-Family Abuse Prot Order	AP	1	2	2	1	1
Capias	CA	8	11	11	2	9
Felony	CF	7	22	22	6	16
Misdemeanor	CM	28	74	74	16	58
Family Abuse - Prot Order	FP	9	15	15	9	6
Protective Order	PC	1	1	1	1	-
Violation of PO	PV	0	1	1	1	-
Show Cause	SC	31	49	49	6	43
Civil Support	VS	9	21	21	9	12
Adult Total		94	196	196	51	145
Juvenile						
Abuse or Neglect	AN	2	6	6	3	3
Custody Visitation	CV	54	144	144	48	96
Felony	DF	2	14	14	5	9
Misdemeanor	DM	1	12	12	1	11
Foster Care Review	FC	9	9	9	9	-
Family Abuse - Prot Order	FP	0	1	1	0	1
Motion - Prot Order	MP	0	2	2	0	2
Permanency	PH	4	4	4	4	-
Petition	PT	0	1	1	1	-
Remand Custody	RC	3	3	3	3	-
Child at Risk	RI	7	11	11	0	11
Remand Visitation	RV	3	3	3	3	-
Status	ST	0	1	1	0	1
Traffic	T	0	1	1	1	-
Voluntary Continuing Services Agreement	VA	3	3	3	3	-
Juvenile Total		88	215	215	81	134
Buchanan Totals		182	411	411	132	279



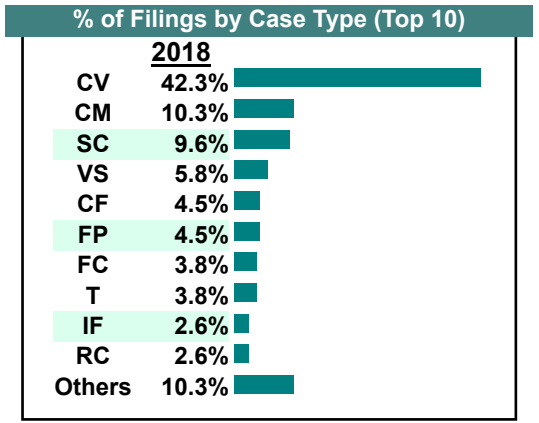
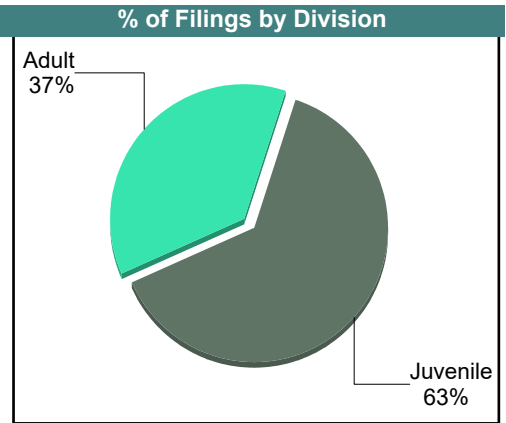

CASELOAD STATISTICS OF THE JUVENILE & DOMESTIC RELATIONS COURTS

July 2018

Buchanan

District: 29

		<u>Filings</u>	<u>Hearings</u>	<u>Transactions</u>	<u>Concluded</u>	<u>Cont</u>
<u>Adult</u>						
Capias	CA	1	3	3	1	2
Felony	CF	7	19	19	1	18
Misdemeanor	CM	16	58	58	7	51
Family Abuse - Prot Order	FP	7	14	14	6	8
Remand Support	RS	2	2	2	2	-
Show Cause	SC	15	36	36	3	32
Civil Support	VS	9	23	23	10	13
Adult Total		57	155	155	30	124
<u>Juvenile</u>						
Abuse or Neglect	AN	1	10	10	4	6
Child in Need of Services	CS	0	1	1	1	-
Custody Visitation	CV	66	168	168	76	92
Felony	DF	0	6	6	0	6
Misdemeanor	DM	1	16	16	2	14
Foster Care Review	FC	6	6	6	6	-
Initial Foster Care	IF	4	4	4	4	-
Motion - Prot Order	MP	1	1	1	0	1
Permanency	PH	3	3	3	3	-
Petition	PT	1	4	4	3	1
Remand Custody	RC	4	4	4	4	-
Child at Risk	RI	0	7	7	5	2
Remand Visitation	RV	4	4	4	4	-
Status	ST	1	6	6	1	5
Traffic	T	6	5	8	4	4
Truancy	TR	0	3	3	2	1
Voluntary Continuing Services Agreement	VA	1	1	1	1	-
Juvenile Total		99	249	252	120	132
Buchanan Totals		156	404	407	150	256



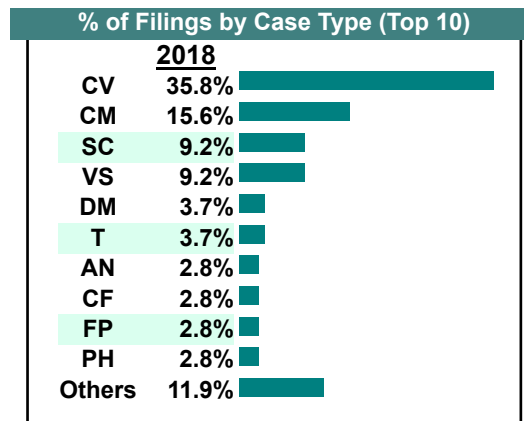
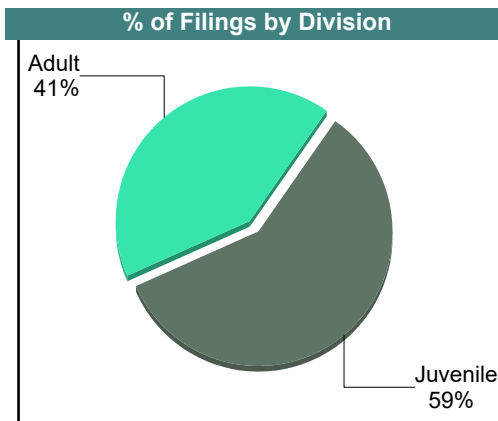

CASELOAD STATISTICS OF THE JUVENILE & DOMESTIC RELATIONS COURTS

June 2018

Buchanan

District: 29

		<u>Filings</u>	<u>Hearings</u>	<u>Transactions</u>	<u>Concluded</u>	<u>Cont</u>
Adult						
Capias	CA	2	9	9	3	6
Felony	CF	3	16	16	7	9
Misdemeanor	CM	17	67	67	18	49
Family Abuse - Prot Order	FP	3	10	10	6	4
Show Cause	SC	10	38	38	12	26
Civil Support	VS	10	43	43	24	19
Adult Total		45	183	183	70	113
Juvenile						
Abuse or Neglect	AN	3	7	7	1	6
Child in Need of Services	CS	0	1	1	0	1
Custody Visitation	CV	39	108	108	25	83
Felony	DF	2	15	15	4	11
Misdemeanor	DM	4	14	14	7	7
Foster Care Review	FC	2	2	2	2	-
Family Abuse - Prot Order	FP	0	2	2	0	2
Initial Foster Care	IF	2	2	2	2	-
Motion - Prot Order	MP	1	2	2	2	-
Permanency	PH	3	4	4	3	1
Petition	PT	1	1	1	0	1
Child at Risk	RI	3	10	10	3	7
Status	ST	0	3	3	2	1
Traffic	T	4	5	6	4	2
Truancy	TR	0	10	10	3	7
Juvenile Total		64	186	187	58	129
Buchanan Totals		109	369	370	128	242



CASELOAD STATISTICS OF THE JUVENILE & DOMESTIC RELATIONS COURTS

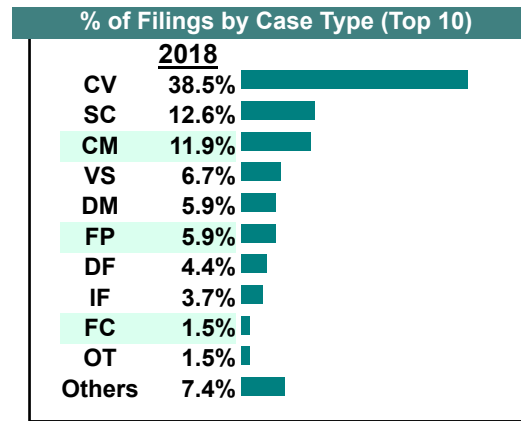
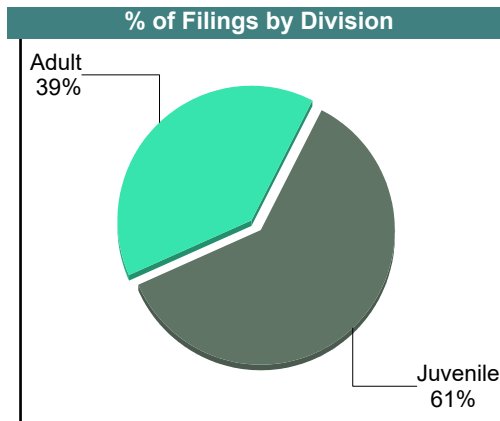
May 2018

Buchanan

District: 29

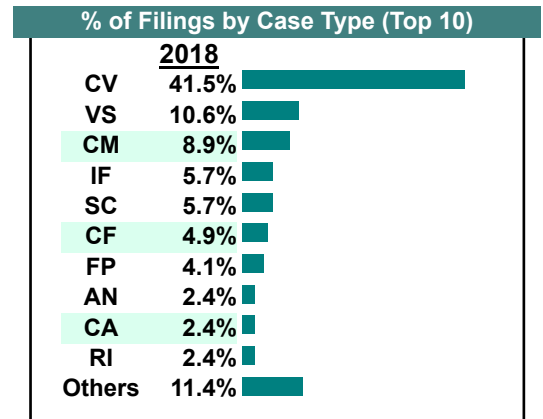
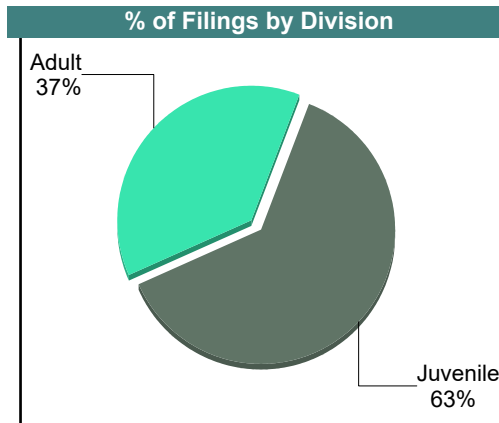
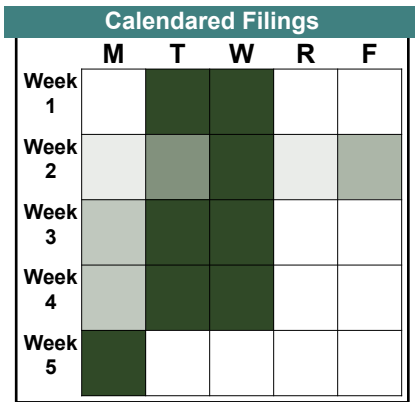
		<u>Filings</u>	<u>Hearings</u>	<u>Transactions</u>	<u>Concluded</u>	<u>Cont</u>
<u>Adult</u>						
Bond Forfeiture	BF	0	1	1	1	-
Capias	CA	1	11	11	4	7
Felony	CF	1	13	13	7	6
Misdemeanor	CM	16	51	51	16	35
Family Abuse - Prot Order	FP	7	16	16	6	10
Other	OT	2	4	4	2	2
Show Cause	SC	17	39	39	10	29
Civil Support	VS	9	28	28	8	20
Adult Total		53	163	163	54	109
<u>Juvenile</u>						
Abuse or Neglect	AN	0	12	12	5	7
Child in Need of Services	CS	0	4	4	3	1
Custody Visitation	CV	52	167	167	49	118
Felony	DF	6	19	19	13	6
Misdemeanor	DM	8	35	35	11	24
Foster Care Review	FC	2	2	2	2	-
Family Abuse - Prot Order	FP	1	1	1	0	1
Initial Foster Care	IF	5	5	5	5	-
Motion - Prot Order	MP	1	1	1	1	-
Protective Order	PC	0	1	1	1	-
Permanency	PH	2	2	2	2	-
Petition	PT	0	1	1	0	1
Child at Risk	RI	1	6	6	1	5
Status	ST	2	4	4	0	4
Traffic	T	2	8	9	9	-
Truancy	TR	0	15	15	7	8
Juvenile Total		82	283	284	109	175
Buchanan Totals		135	446	447	163	284

Calendared Filings					
	M	T	W	R	F
Week 1					
Week 2					
Week 3					
Week 4					
Week 5					



April 2018

		Filings	Hearings	Transactions	Concluded	Cont
Adult						
Capias	CA	3	23	23	9	14
Felony	CF	6	21	36	18	18
Misdemeanor	CM	11	54	54	19	35
Family Abuse - Prot Order	FP	5	10	10	4	6
Remand Support	RS	1	1	1	1	-
Show Cause	SC	7	29	29	9	20
Civil Support	VS	13	27	27	9	18
Adult Total		46	165	180	69	111
Juvenile						
Abuse or Neglect	AN	3	8	8	4	4
Child in Need of Services	CS	0	6	6	3	3
Custody Visitation	CV	51	94	94	47	47
Felony	DF	0	9	9	1	8
Misdemeanor	DM	0	22	22	5	17
Foster Care Review	FC	0	1	1	1	-
Family Abuse - Prot Order	FP	0	1	1	0	1
Initial Foster Care	IF	7	7	7	7	-
Permanency	PH	2	2	2	2	-
Petition	PT	2	2	2	0	2
Remand Custody	RC	1	1	1	1	-
Child at Risk	RI	3	7	7	1	6
Remand Visitation	RV	1	1	1	1	-
Status	ST	1	8	8	6	2
Traffic	T	2	1	2	2	-
Term Parental Rights	TP	2	2	2	2	-
Truancy	TR	1	24	24	6	18
Voluntary Continuing Services Agreement	VA	1	2	2	1	1
Juvenile Total		77	198	199	90	109
Buchanan Totals		123	363	379	159	220



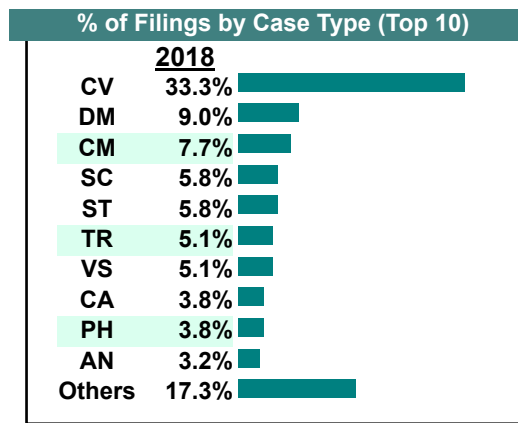
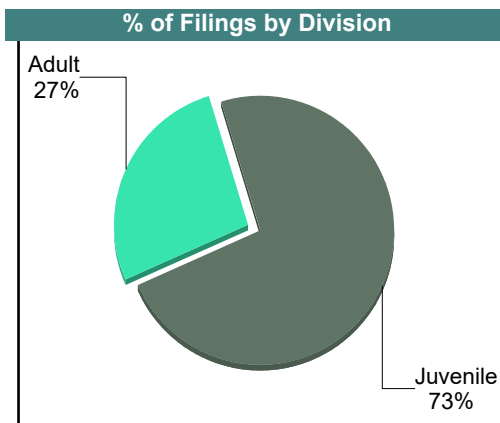

CASELOAD STATISTICS OF THE JUVENILE & DOMESTIC RELATIONS COURTS

March 2018

Buchanan

District: 29

		<u>Filings</u>	<u>Hearings</u>	<u>Transactions</u>	<u>Concluded</u>	<u>Cont</u>
<u>Adult</u>						
Capias	CA	6	24	24	8	16
Felony	CF	2	24	26	8	18
Misdemeanor	CM	12	59	59	10	49
Family Abuse - Prot Order	FP	4	12	12	4	8
Motion - Prot Order	MP	1	1	1	1	-
Violation of PO	PV	1	1	1	0	1
Show Cause	SC	8	41	41	17	24
Civil Support	VS	8	26	26	10	16
Adult Total		42	188	190	58	132
<u>Juvenile</u>						
Abuse or Neglect	AN	5	15	15	1	14
Child in Need of Services	CS	2	3	3	1	2
Custody Visitation	CV	52	172	172	73	98
Felony	DF	1	10	10	4	6
Misdemeanor	DM	14	30	30	6	24
Foster Care Review	FC	5	5	5	4	1
Family Abuse - Prot Order	FP	1	1	1	0	1
Initial Foster Care	IF	1	1	1	1	-
Motion - Prot Order	MP	1	1	1	1	-
Protective Order	PC	0	2	2	0	2
Permanency	PH	6	7	7	6	1
Petition	PT	0	2	2	1	1
Child at Risk	RI	3	6	6	2	4
Show Cause	SC	1	1	1	1	-
Status	ST	9	14	14	6	8
Traffic	T	4	10	10	5	5
Truancy	TR	8	17	17	5	12
Voluntary Continuing Services Agreement	VA	1	1	1	1	-
Juvenile Total		114	298	298	118	179
Buchanan Totals		156	486	488	176	311




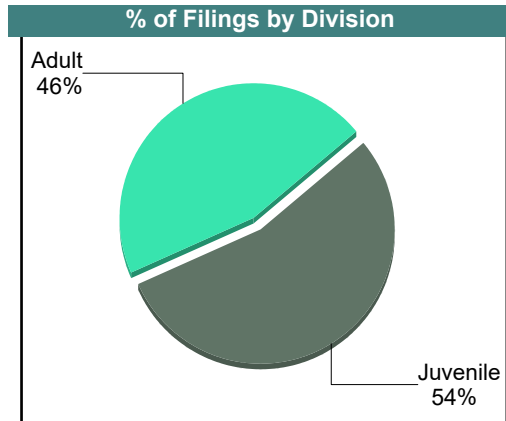

CASELOAD STATISTICS OF THE JUVENILE & DOMESTIC RELATIONS COURTS

February 2018

Buchanan

District: 29

		<u>Filings</u>	<u>Hearings</u>	<u>Transactions</u>	<u>Concluded</u>	<u>Cont</u>
<u>Adult</u>						
Non-Family Abuse Prot Order	AP	1	1	1	1	-
Bond Forfeiture	BF	0	1	1	0	1
Capias	CA	6	27	27	9	18
Felony	CF	21	57	57	12	45
Misdemeanor	CM	20	72	72	19	53
Family Abuse - Prot Order	FP	5	9	9	6	3
Motion - Prot Order	MP	1	1	1	1	-
Show Cause	SC	9	27	27	10	17
Civil Support	VS	11	22	22	9	13
Adult Total		74	217	217	67	150
<u>Juvenile</u>						
Abuse or Neglect	AN	4	12	12	2	10
Non-Family Abuse Prot Order	AP	3	4	4	4	-
Custody Relief	CR	1	1	1	1	-
Child in Need of Services	CS	3	4	4	0	4
Custody Visitation	CV	59	172	172	73	99
Felony	DF	4	11	11	0	11
Misdemeanor	DM	1	11	11	5	6
Foster Care Review	FC	1	2	2	2	-
Initial Foster Care	IF	2	2	2	2	-
Motion - Prot Order	MP	5	5	5	5	-
Protective Order	PC	1	1	1	0	1
Permanency	PH	0	1	1	1	-
Petition	PT	0	3	3	2	1
Child at Risk	RI	0	1	1	0	1
Status	ST	3	7	7	1	6
Traffic	T	1	6	6	0	6
Truancy	TR	0	17	17	1	16
Juvenile Total		88	260	260	99	161
Buchanan Totals		162	477	477	166	311



CASELOAD STATISTICS OF THE JUVENILE & DOMESTIC RELATIONS COURTS

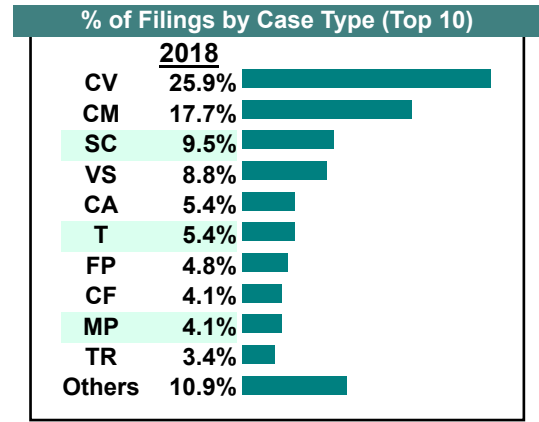
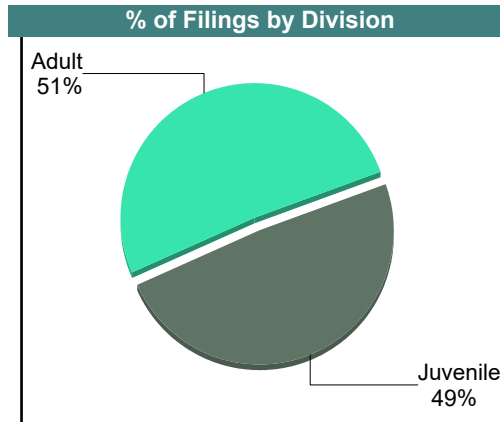
January 2018

Buchanan

District: 29

		<u>Filings</u>	<u>Hearings</u>	<u>Transactions</u>	<u>Concluded</u>	<u>Cont</u>
<u>Adult</u>						
Bond Forfeiture	BF	0	1	1	0	1
Capias	CA	8	23	23	4	19
Felony	CF	6	35	35	2	33
Misdemeanor	CM	26	72	72	7	65
Family Abuse - Prot Order	FP	7	13	13	7	6
Motion - Prot Order	MP	1	1	1	1	-
Show Cause	SC	14	63	63	23	40
Civil Support	VS	13	37	37	7	30
Adult Total		75	245	245	51	194
<u>Juvenile</u>						
Abuse or Neglect	AN	1	4	4	0	4
Child in Need of Services	CS	0	6	6	3	3
Custody Visitation	CV	38	138	138	35	103
Felony	DF	1	24	24	17	7
Misdemeanor	DM	2	12	12	4	8
Foster Care Review	FC	3	3	3	3	-
Motion - Prot Order	MP	5	5	5	5	-
Permanency	PH	3	4	4	2	2
Petition	PT	2	3	3	0	3
Child at Risk	RI	1	5	5	2	3
Show Cause	SC	0	1	1	1	-
Status	ST	3	8	8	5	3
Traffic	T	8	8	10	5	5
Truancy	TR	5	12	12	1	11
Juvenile Total		72	233	235	83	152
Buchanan Totals		147	478	480	134	346

Calendared Filings				
	M	T	W	R
Week 1				
Week 2				
Week 3				
Week 4				
Week 5				



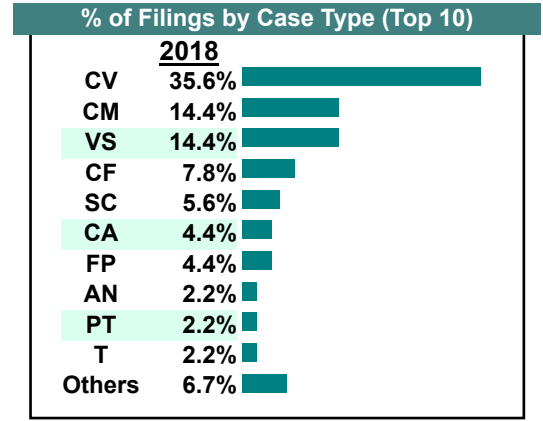
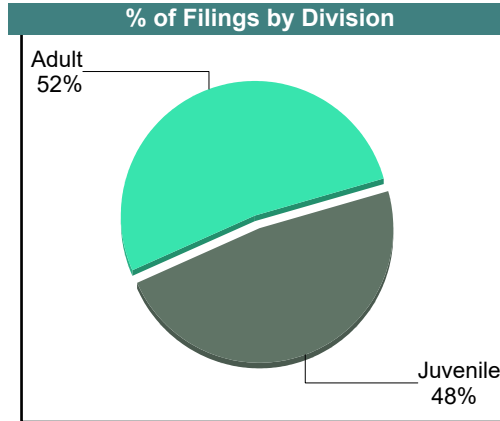
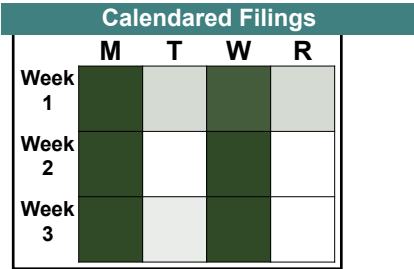
CASELOAD STATISTICS OF THE JUVENILE & DOMESTIC RELATIONS COURTS

December 2018

Dickenson

District: 29

		<u>Filings</u>	<u>Hearings</u>	<u>Transactions</u>	<u>Concluded</u>	<u>Cont</u>
<u>Adult</u>						
Capias	CA	4	7	7	1	6
Felony	CF	7	15	15	0	15
Misdemeanor	CM	13	28	28	4	24
Family Abuse - Prot Order	FP	4	11	11	5	6
Remand Support	RS	1	1	1	1	-
Show Cause	SC	5	27	27	9	18
Civil Support	VS	13	24	24	7	17
Adult Total		47	113	113	27	86
<u>Juvenile</u>						
Abuse or Neglect	AN	2	8	8	2	6
Custody Visitation	CV	32	87	87	32	55
Misdemeanor	DM	0	7	7	2	5
Entrustment	ET	1	1	1	1	-
Foster Care Review	FC	1	1	1	1	-
Initial Foster Care	IF	1	2	2	1	1
Permanency	PH	1	2	2	1	1
Petition	PT	2	2	2	0	2
Status	ST	0	2	2	1	1
Traffic	T	2	4	5	2	3
Term Parental Rights	TP	1	2	2	0	2
Truancy	TR	0	1	1	0	1
Juvenile Total		43	119	120	43	77
Dickenson Totals		90	232	233	70	163



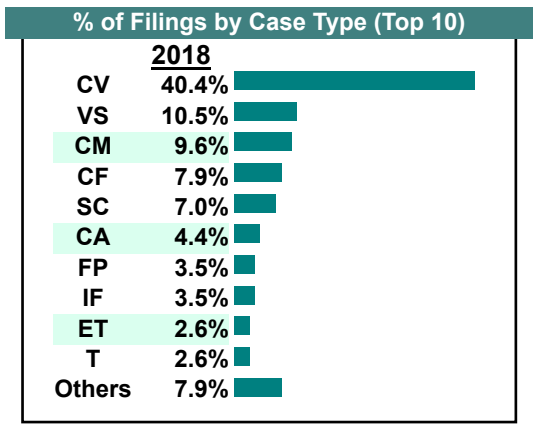
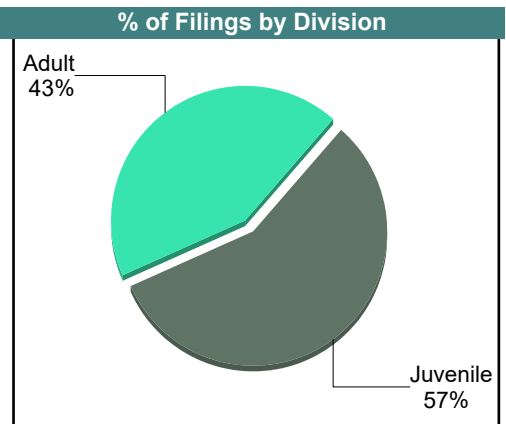

CASELOAD STATISTICS OF THE JUVENILE & DOMESTIC RELATIONS COURTS

November 2018

Dickenson

District: 29

		<u>Filings</u>	<u>Hearings</u>	<u>Transactions</u>	<u>Concluded</u>	<u>Cont</u>
<u>Adult</u>						
Capias	CA	5	7	7	3	4
Felony	CF	9	11	11	1	10
Misdemeanor	CM	11	32	32	11	21
Family Abuse - Prot Order	FP	4	10	10	3	7
Motion - Prot Order	MP	1	1	1	1	-
Show Cause	SC	7	24	24	7	17
Civil Support	VS	12	24	24	10	14
Adult Total		49	109	109	36	73
<u>Juvenile</u>						
Abuse or Neglect	AN	1	10	10	3	7
Child in Need of Services	CS	1	4	4	4	-
Custody Visitation	CV	46	102	102	34	68
Felony	DF	0	5	5	3	2
Misdemeanor	DM	2	14	14	3	11
Entrustment	ET	3	3	3	3	-
Foster Care Review	FC	1	1	1	1	-
Initial Foster Care	IF	4	4	4	4	-
Motion - Prot Order	MP	1	1	1	1	-
Permanency	PH	1	1	1	1	-
Petition	PT	0	1	1	1	-
Show Cause	SC	1	3	3	1	2
Status	ST	1	4	4	1	3
Traffic	T	3	2	3	2	1
Truancy	TR	0	4	4	1	3
Juvenile Total		65	159	160	63	97
Dickenson Totals		114	268	269	99	170



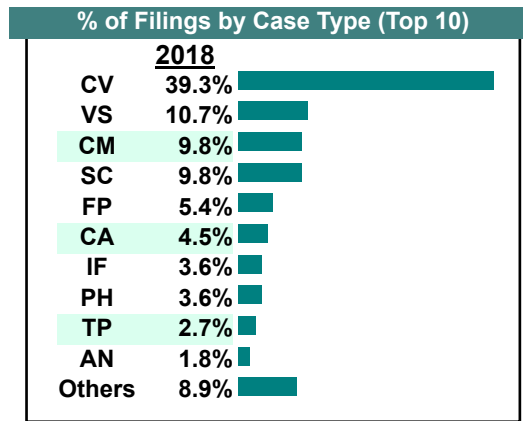
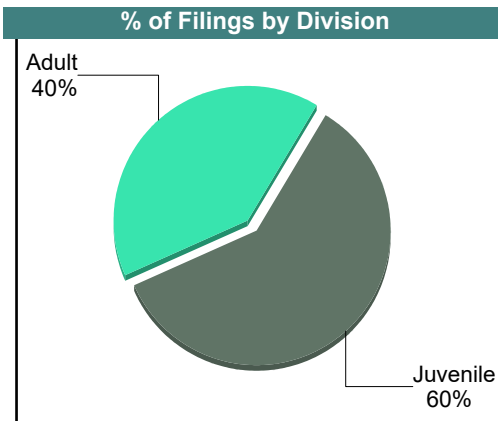
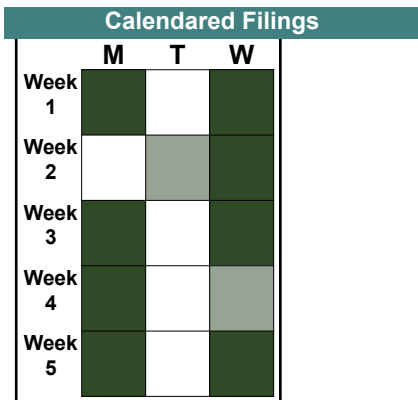
CASELOAD STATISTICS OF THE JUVENILE & DOMESTIC RELATIONS COURTS

October 2018

Dickenson

District: 29

		<u>Filings</u>	<u>Hearings</u>	<u>Transactions</u>	<u>Concluded</u>	<u>Cont</u>
<u>Adult</u>						
Non-Family Abuse Prot Order	AP	0	1	1	0	1
Capias	CA	5	7	7	3	4
Felony	CF	0	7	7	1	6
Misdemeanor	CM	11	31	31	9	22
Family Abuse - Prot Order	FP	6	14	14	4	10
Show Cause	SC	11	34	34	10	24
Civil Support	VS	12	35	35	20	15
Adult Total		45	129	129	47	82
<u>Juvenile</u>						
Abuse or Neglect	AN	2	10	10	3	7
Child in Need of Services	CS	2	4	4	1	3
Custody Visitation	CV	44	126	126	42	84
Felony	DF	1	3	3	0	3
Misdemeanor	DM	2	7	7	1	6
Foster Care Review	FC	2	2	2	2	-
Initial Foster Care	IF	4	4	4	4	-
Permanency	PH	4	5	5	4	1
Child at Risk	RI	0	2	2	2	-
Show Cause	SC	0	3	3	1	2
Status	ST	2	4	4	2	2
Term Parental Rights	TP	3	5	5	3	2
Truancy	TR	1	3	3	0	3
Juvenile Total		67	178	178	65	113
Dickenson Totals		112	307	307	112	195



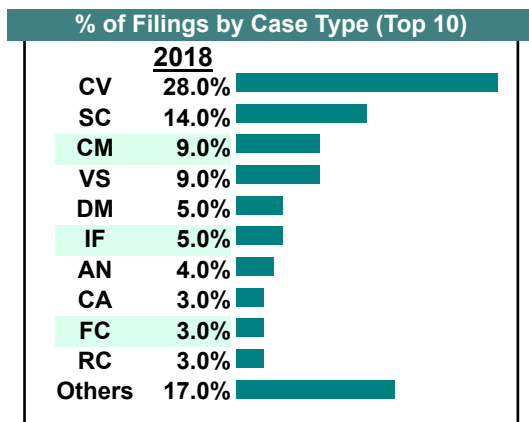
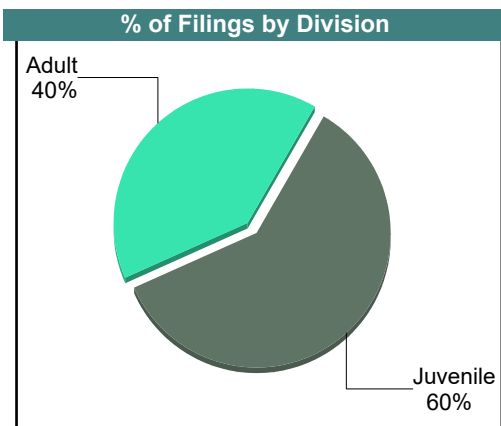
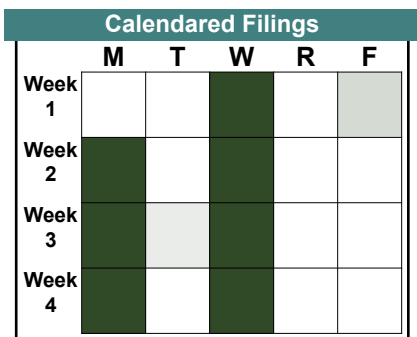
CASELOAD STATISTICS OF THE JUVENILE & DOMESTIC RELATIONS COURTS

September 2018

Dickenson

District: 29

		<u>Filings</u>	<u>Hearings</u>	<u>Transactions</u>	<u>Concluded</u>	<u>Cont</u>
<u>Adult</u>						
Non-Family Abuse Prot Order	AP	0	1	1	0	1
Capias	CA	3	6	6	4	2
Felony	CF	2	6	6	2	4
Misdemeanor	CM	9	32	32	12	20
Family Abuse - Prot Order	FP	2	7	7	4	3
Motion - Prot Order	MP	1	2	2	2	-
Other	OT	0	4	4	4	-
Remand Support	RS	1	1	1	1	-
Show Cause	SC	13	39	39	18	21
Civil Support	VS	9	32	32	12	20
Adult Total		40	130	130	59	71
<u>Juvenile</u>						
Abuse or Neglect	AN	4	6	6	1	5
Child in Need of Services	CS	0	4	4	2	2
Custody Visitation	CV	28	106	106	59	47
Felony	DF	1	3	3	1	2
Misdemeanor	DM	5	17	17	6	11
Entrustment	ET	1	1	1	1	-
Foster Care Review	FC	3	3	3	3	-
Initial Foster Care	IF	5	6	6	5	1
Motion - Prot Order	MP	1	1	1	1	-
Permanency	PH	1	3	3	3	-
Petition	PT	1	2	2	1	1
Remand Custody	RC	3	4	4	3	1
Child at Risk	RI	1	3	3	0	3
Show Cause	SC	1	2	2	0	2
Status	ST	2	6	6	4	2
Traffic	T	2	3	3	0	3
Term Parental Rights	TP	1	5	5	5	-
Truancy	TR	0	1	1	0	1
Juvenile Total		60	176	176	95	81
Dickenson Totals		100	306	306	154	152



CASELOAD STATISTICS OF THE JUVENILE & DOMESTIC RELATIONS COURTS

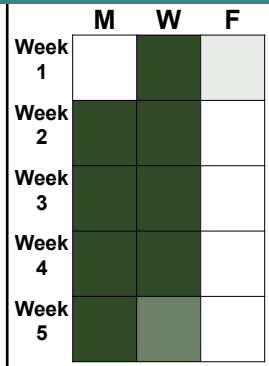
August 2018

Dickenson

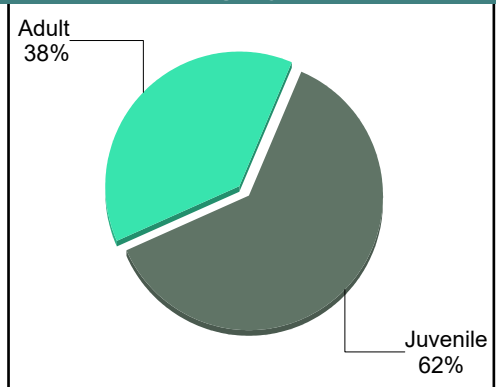
District: 29

		<u>Filings</u>	<u>Hearings</u>	<u>Transactions</u>	<u>Concluded</u>	<u>Cont</u>
<u>Adult</u>						
Non-Family Abuse Prot Order	AP	0	1	1	0	1
Capias	CA	1	2	2	1	1
Felony	CF	2	8	8	3	5
Misdemeanor	CM	13	36	36	12	24
Family Abuse - Prot Order	FP	10	21	21	11	10
Motion - Prot Order	MP	1	2	2	1	1
Other	OT	0	2	2	2	-
Remand Support	RS	3	3	3	3	-
Show Cause	SC	10	33	33	8	25
Civil Support	VS	15	30	30	10	20
Adult Total		55	138	138	51	87
<u>Juvenile</u>						
Abuse or Neglect	AN	2	3	3	0	3
Child in Need of Services	CS	0	1	1	0	1
Custody Visitation	CV	63	118	118	35	83
Felony	DF	1	1	1	0	1
Misdemeanor	DM	5	13	13	2	11
Entrustment	ET	3	3	3	3	-
Foster Care Review	FC	1	1	1	1	-
Initial Foster Care	IF	1	1	1	1	-
Permanency	PH	7	7	7	5	2
Petition	PT	1	3	3	2	1
Child at Risk	RI	0	2	2	2	-
Status	ST	0	1	1	0	1
Traffic	T	0	2	2	1	1
Term Parental Rights	TP	5	5	5	1	4
Truancy	TR	1	7	7	6	1
Juvenile Total		90	168	168	59	109
Dickenson Totals		145	306	306	110	196

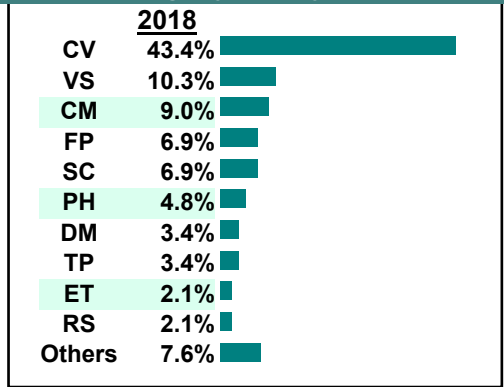
Calendared Filings



% of Filings by Division



% of Filings by Case Type (Top 10)



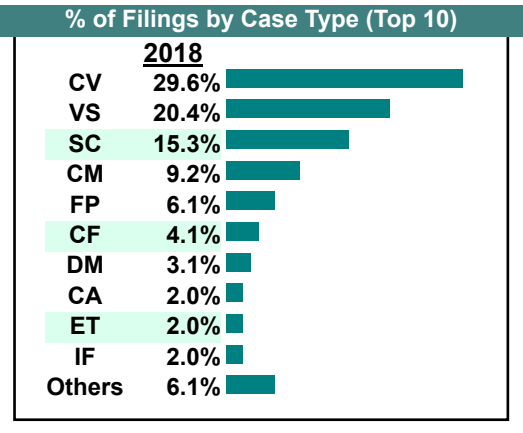
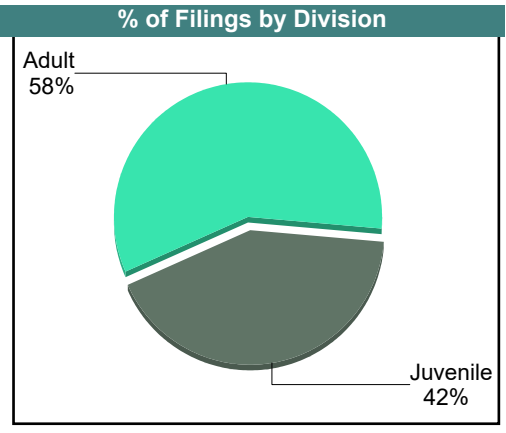

CASELOAD STATISTICS OF THE JUVENILE & DOMESTIC RELATIONS COURTS

July 2018

Dickenson

District: 29

		<u>Filings</u>	<u>Hearings</u>	<u>Transactions</u>	<u>Concluded</u>	<u>Cont</u>
Adult						
Non-Family Abuse Prot Order	AP	1	2	2	0	2
Capias	CA	2	3	3	2	1
Felony	CF	4	10	10	4	6
Misdemeanor	CM	9	25	25	13	12
Family Abuse - Prot Order	FP	6	8	8	5	3
Motion - Prot Order	MP	2	3	3	1	2
Other	OT	0	6	6	0	6
Show Cause	SC	13	30	30	10	20
Civil Support	VS	20	38	38	25	13
Adult Total		57	125	125	60	65
Juvenile						
Custody Relief	CR	0	1	1	1	-
Child in Need of Services	CS	1	3	3	0	3
Custody Visitation	CV	29	120	120	46	74
Felony	DF	0	2	2	1	1
Misdemeanor	DM	3	10	10	5	5
Entrustment	ET	2	2	2	2	-
Initial Foster Care	IF	2	2	2	2	-
Permanency	PH	1	1	1	1	-
Petition	PT	0	1	1	0	1
Child at Risk	RI	0	3	3	0	3
Show Cause	SC	2	4	4	2	2
Status	ST	0	5	5	1	4
Traffic	T	1	2	2	1	1
Truancy	TR	0	5	5	0	5
Juvenile Total		41	161	161	62	99
Dickenson Totals		98	286	286	122	164



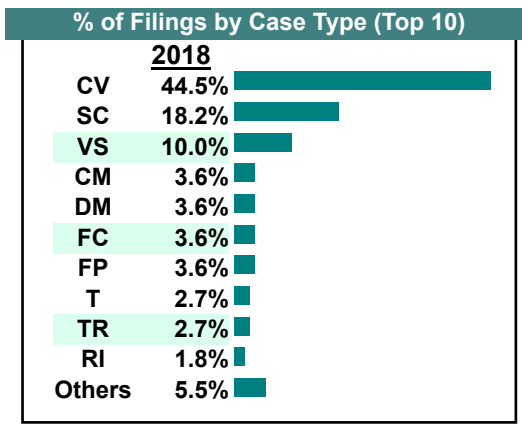
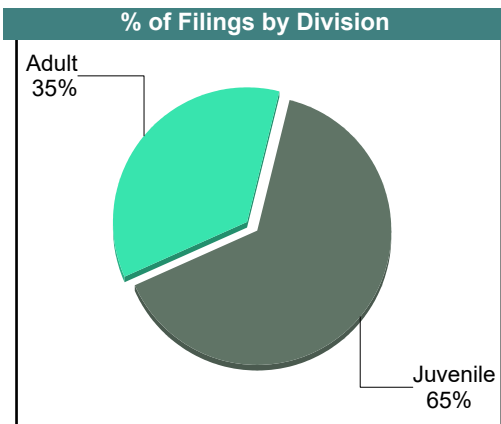
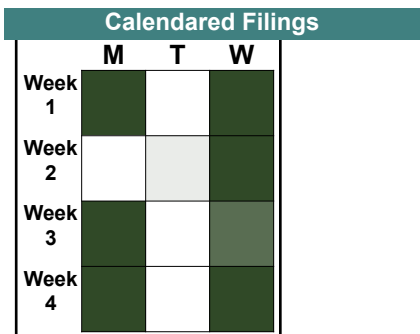
CASELOAD STATISTICS OF THE JUVENILE & DOMESTIC RELATIONS COURTS

June 2018

Dickenson

District: 29

		Filings	Hearings	Transactions	Concluded	Cont
Adult						
Capias	CA	1	2	2	0	2
Felony	CF	1	9	9	4	5
Misdemeanor	CM	4	28	28	8	20
Family Abuse - Prot Order	FP	4	12	12	4	8
Motion - Prot Order	MP	0	1	1	1	-
Remand Support	RS	1	1	1	1	-
Show Cause	SC	17	41	41	9	32
Civil Support	VS	11	28	28	9	19
Adult Total		39	122	122	36	86
Juvenile						
Abuse or Neglect	AN	1	3	3	1	2
Child in Need of Services	CS	0	7	7	3	4
Custody Visitation	CV	49	105	105	34	71
Felony	DF	0	10	10	8	2
Misdemeanor	DM	4	16	16	8	8
Foster Care Review	FC	4	4	4	4	-
Permanency	PH	1	3	3	2	1
Petition	PT	1	2	2	1	1
Child at Risk	RI	2	5	5	1	4
Show Cause	SC	3	3	3	1	2
Status	ST	0	4	4	1	3
Traffic	T	3	7	7	7	-
Truancy	TR	3	8	8	0	8
Juvenile Total		71	177	177	71	106
Dickenson Totals		110	299	299	107	192



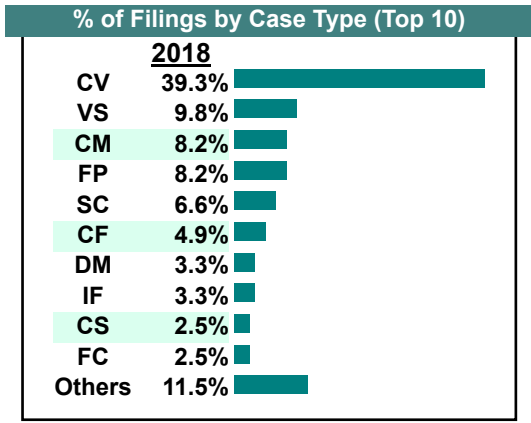
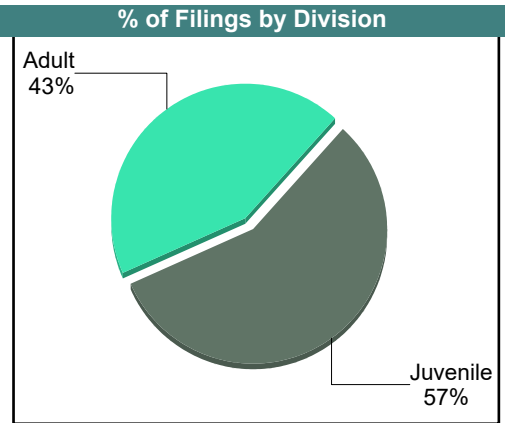

CASELOAD STATISTICS OF THE JUVENILE & DOMESTIC RELATIONS COURTS

May 2018

Dickenson

District: 29

		Filings	Hearings	Transactions	Concluded	Cont
Adult						
Capias	CA	1	2	2	1	1
Felony	CF	6	14	14	1	13
Misdemeanor	CM	10	32	32	12	20
Family Abuse - Prot Order	FP	10	17	17	10	7
Motion - Prot Order	MP	3	3	3	2	1
Other	OT	0	6	6	0	6
Remand Support	RS	3	3	3	3	-
Show Cause	SC	8	17	17	7	10
Civil Support	VS	12	26	26	6	20
Adult Total		53	120	120	42	78
Juvenile						
Abuse or Neglect	AN	1	5	5	4	1
Custody Relief	CR	1	1	1	0	1
Child in Need of Services	CS	3	5	5	1	4
Custody Visitation	CV	48	99	99	34	65
Felony	DF	0	4	4	0	4
Misdemeanor	DM	4	14	14	6	8
Foster Care Review	FC	3	3	3	3	-
Initial Foster Care	IF	4	4	4	4	-
Permanency	PH	1	1	1	1	-
Petition	PT	1	2	2	1	1
Child at Risk	RI	2	4	4	0	4
Status	ST	0	3	3	0	3
Traffic	T	0	1	1	1	-
Truancy	TR	1	4	4	1	3
Juvenile Total		69	150	150	56	94
Dickenson Totals		122	270	270	98	172



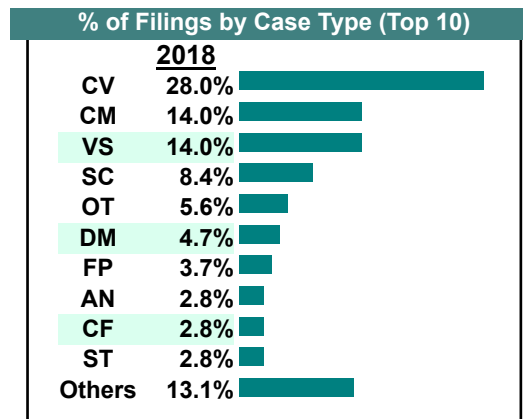
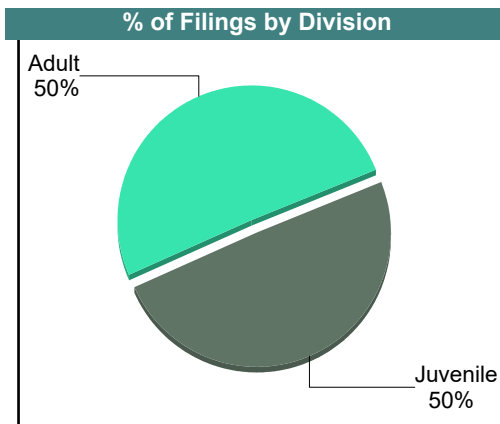
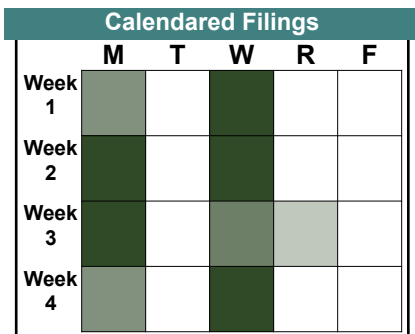
CASELOAD STATISTICS OF THE JUVENILE & DOMESTIC RELATIONS COURTS

April 2018

Dickenson

District: 29

		<u>Filings</u>	<u>Hearings</u>	<u>Transactions</u>	<u>Concluded</u>	<u>Cont</u>
Adult						
Capias	CA	1	2	2	0	2
Felony	CF	3	4	4	0	4
Misdemeanor	CM	15	19	19	3	16
Family Abuse - Prot Order	FP	4	7	7	4	3
Motion - Prot Order	MP	1	1	1	1	-
Other	OT	6	10	10	0	10
Show Cause	SC	9	28	28	9	19
Civil Support	VS	15	30	30	9	21
Adult Total		54	101	101	26	75
Juvenile						
Abuse or Neglect	AN	3	6	6	0	6
Non-Family Abuse Prot Order	AP	1	1	1	1	-
Child in Need of Services	CS	1	7	7	3	4
Custody Visitation	CV	30	109	109	41	68
Felony	DF	0	3	3	0	3
Misdemeanor	DM	5	17	17	3	14
Initial Foster Care	IF	1	1	1	1	-
Permanency	PH	2	2	2	1	1
Petition	PT	0	2	2	0	2
Child at Risk	RI	2	4	4	2	2
Status	ST	3	10	10	3	7
Traffic	T	3	7	7	3	4
Truancy	TR	2	5	5	1	4
Juvenile Total		53	174	174	59	115
Dickenson Totals		107	275	275	85	190



CASELOAD STATISTICS OF THE JUVENILE & DOMESTIC RELATIONS COURTS

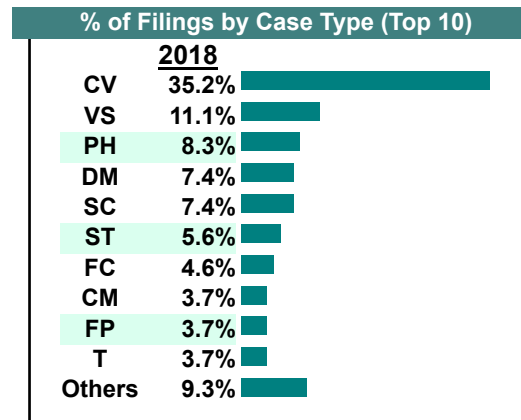
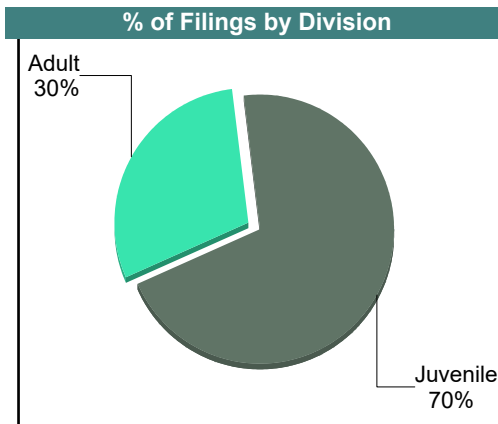
March 2018

Dickenson

District: 29

		Filings	Hearings	Transactions	Concluded	Cont
Adult						
Capias	CA	0	4	4	3	1
Felony	CF	2	5	5	1	4
Misdemeanor	CM	4	20	20	10	10
Family Abuse - Prot Order	FP	4	5	5	2	3
Remand Support	RS	1	1	1	1	-
Show Cause	SC	8	24	24	5	19
SL/Other	SL	1	1	1	1	-
Civil Support	VS	12	27	27	11	16
Adult Total		32	87	87	34	53
Juvenile						
Child in Need of Services	CS	0	3	3	2	1
Custody Visitation	CV	38	110	110	48	62
Felony	DF	0	2	2	1	1
Misdemeanor	DM	8	12	12	3	9
Entrustment	ET	1	1	1	1	-
Foster Care Review	FC	5	5	5	5	-
Initial Foster Care	IF	1	1	1	1	-
Permanency	PH	9	9	9	9	-
Petition	PT	1	3	3	1	2
Child at Risk	RI	3	10	10	5	5
Show Cause	SC	0	1	1	1	-
Status	ST	6	10	10	6	4
Traffic	T	4	6	6	4	2
Truancy	TR	0	3	3	1	2
Juvenile Total		76	176	176	88	88
Dickenson Totals		108	263	263	122	141

Calendared Filings				
	M	T	W	F
Week 1				
Week 2	■		■	
Week 3	■		■	
Week 4	■		■	■
Week 5	■		■	



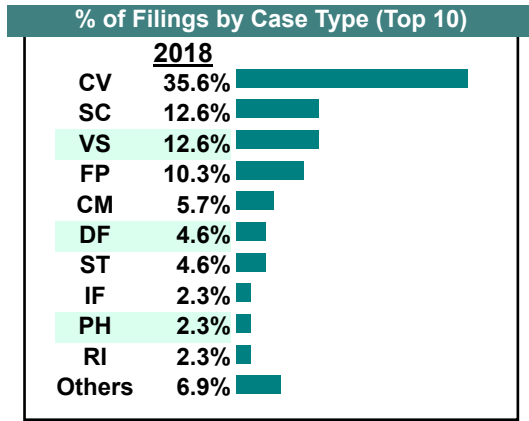
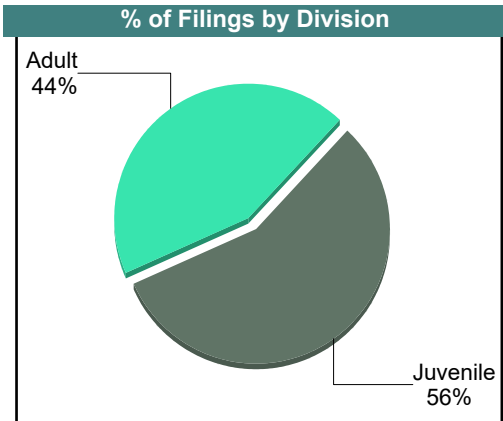
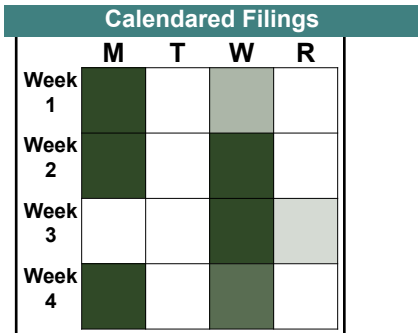
CASELOAD STATISTICS OF THE JUVENILE & DOMESTIC RELATIONS COURTS

February 2018

Dickenson

District: 29

		<u>Filings</u>	<u>Hearings</u>	<u>Transactions</u>	<u>Concluded</u>	<u>Cont</u>
Adult						
Felony	CF	0	4	4	2	2
Misdemeanor	CM	5	27	27	9	18
Family Abuse - Prot Order	FP	9	16	16	11	5
Motion - Prot Order	MP	1	1	1	1	-
Remand Support	RS	1	1	1	1	-
Show Cause	SC	11	22	22	11	11
Civil Support	VS	11	16	16	13	3
Adult Total		38	87	87	48	39
Juvenile						
Abuse or Neglect	AN	0	1	1	1	-
Child in Need of Services	CS	0	7	7	2	5
Custody Visitation	CV	31	75	75	41	34
Felony	DF	4	7	7	0	7
Misdemeanor	DM	1	11	11	2	9
Foster Care Review	FC	1	1	1	1	-
Initial Foster Care	IF	2	2	2	2	-
Permanency	PH	2	2	2	2	-
Petition	PT	1	2	2	0	2
Child at Risk	RI	2	4	4	2	2
Status	ST	4	8	8	2	6
Traffic	T	1	4	4	0	4
Truancy	TR	0	3	3	1	2
Juvenile Total		49	127	127	56	71
Dickenson Totals		87	214	214	104	110



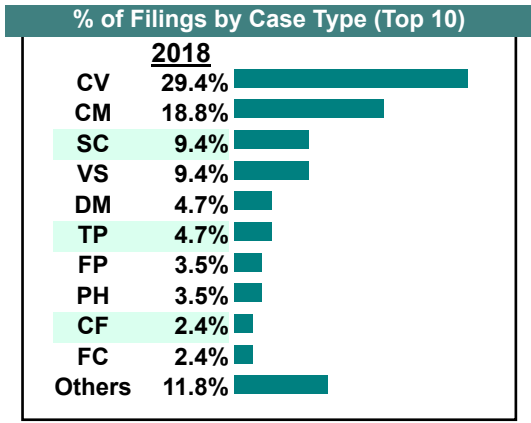
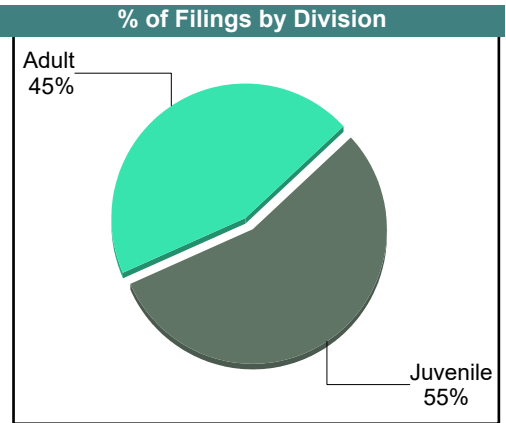

CASELOAD STATISTICS OF THE JUVENILE & DOMESTIC RELATIONS COURTS

January 2018

Dickenson

District: 29

		<u>Filings</u>	<u>Hearings</u>	<u>Transactions</u>	<u>Concluded</u>	<u>Cont</u>
<u>Adult</u>						
Capias	CA	0	2	2	2	-
Felony	CF	2	4	4	1	3
Misdemeanor	CM	16	26	26	4	22
Family Abuse - Prot Order	FP	3	10	10	3	7
Motion - Prot Order	MP	1	1	1	1	-
Show Cause	SC	8	16	16	6	10
Civil Support	VS	8	18	18	8	10
Adult Total		38	77	77	25	52
<u>Juvenile</u>						
Abuse or Neglect	AN	0	1	1	0	1
Child in Need of Services	CS	0	8	8	3	5
Custody Visitation	CV	25	119	119	67	52
Felony	DF	1	4	4	1	3
Misdemeanor	DM	4	16	16	6	10
Entrustment	ET	1	1	1	1	-
Foster Care Review	FC	2	2	2	2	-
Initial Foster Care	IF	2	2	2	2	-
Permanency	PH	3	4	4	4	-
Petition	PT	0	1	1	1	-
Child at Risk	RI	2	4	4	0	4
Show Cause	SC	0	2	2	0	2
Status	ST	1	4	4	0	4
Traffic	T	2	6	7	4	3
Term Parental Rights	TP	4	6	6	6	-
Truancy	TR	0	4	4	0	4
Juvenile Total		47	184	185	97	88
Dickenson Totals		85	261	262	122	140



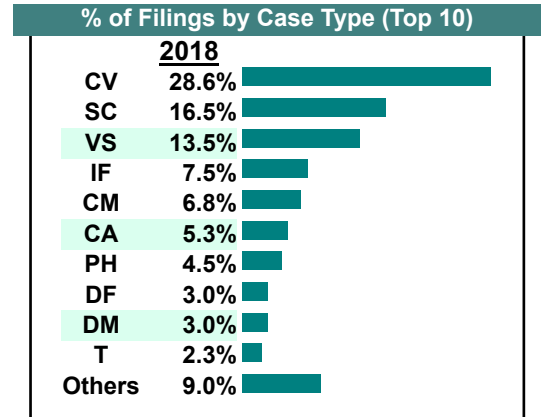
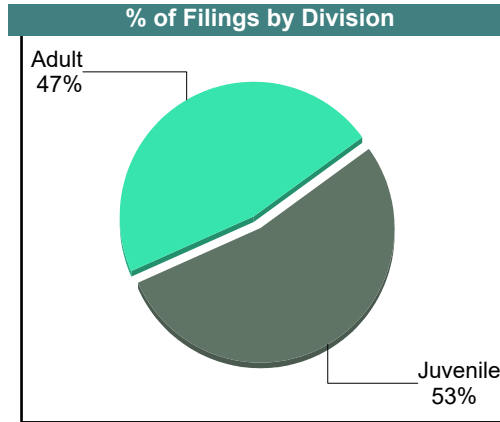
CASELOAD STATISTICS OF THE JUVENILE & DOMESTIC RELATIONS COURTS

December 2018

Russell
District: 29

		<u>Filings</u>	<u>Hearings</u>	<u>Transactions</u>	<u>Concluded</u>	<u>Cont</u>
<u>Adult</u>						
Capias	CA	7	14	14	8	6
Felony	CF	2	12	12	1	11
Misdemeanor	CM	9	41	41	16	25
Family Abuse - Prot Order	FP	2	5	5	2	3
Other	OT	1	1	1	1	-
Violation of PO	PV	1	1	1	1	-
Show Cause	SC	22	64	64	26	38
Civil Support	VS	18	30	30	13	17
Adult Total		62	168	168	68	100
<u>Juvenile</u>						
Abuse or Neglect	AN	0	35	35	12	23
Custody Relief	CR	1	4	4	2	2
Child in Need of Services	CS	1	4	4	1	3
Custody Visitation	CV	38	101	101	36	65
Felony	DF	4	12	12	0	12
Misdemeanor	DM	4	14	14	2	12
Foster Care Review	FC	1	1	1	1	-
Family Abuse - Prot Order	FP	0	1	1	1	-
Initial Foster Care	IF	10	10	10	10	-
Motion - Prot Order	MP	2	5	5	3	2
Permanency	PH	6	6	6	6	-
Petition	PT	1	3	3	0	3
Traffic	T	3	5	7	4	3
Juvenile Total		71	201	203	78	125
Russell Totals		133	369	371	146	225

Calendared Filings					
	M	T	W	R	F
Week 1	■		■	■	■
Week 2		■		■	■
Week 3	■			■	

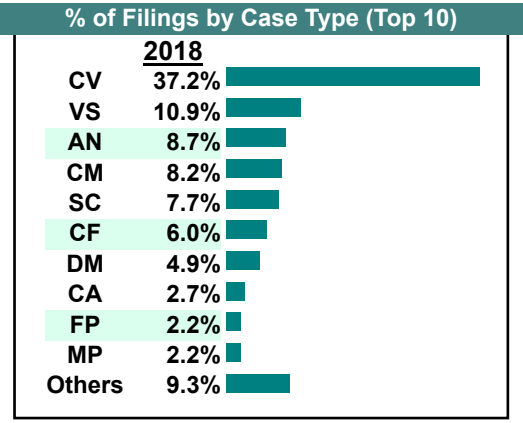
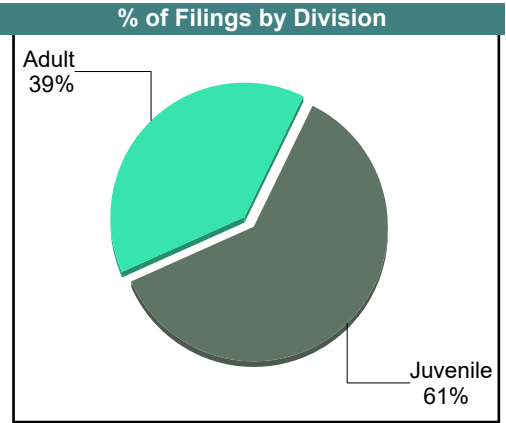
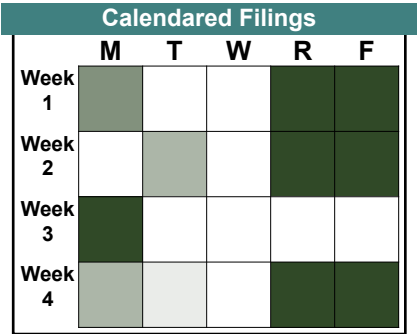


CASELOAD STATISTICS OF THE JUVENILE & DOMESTIC RELATIONS COURTS

November 2018

Russell
District: 29

		<u>Filings</u>	<u>Hearings</u>	<u>Transactions</u>	<u>Concluded</u>	<u>Cont</u>
<u>Adult</u>						
Non-Family Abuse Prot Order	AP	1	1	1	1	-
Capias	CA	5	15	15	5	9
Felony	CF	11	22	22	0	22
Misdemeanor	CM	15	49	49	8	41
Family Abuse - Prot Order	FP	3	6	6	3	3
Motion - Prot Order	MP	1	1	1	1	-
Other	OT	1	3	3	2	1
Show Cause	SC	14	56	56	18	38
Civil Support	VS	20	45	45	22	23
Adult Total		71	198	198	60	137
<u>Juvenile</u>						
Abuse or Neglect	AN	16	62	62	20	42
Capias	CA	0	1	1	1	-
Custody Relief	CR	1	1	1	0	1
Child in Need of Services	CS	2	4	4	0	4
Custody Visitation	CV	68	179	179	87	92
Felony	DF	0	8	8	0	8
Misdemeanor	DM	9	24	24	3	21
Entrustment	ET	2	2	2	2	-
Family Abuse - Prot Order	FP	1	2	2	0	2
Motion - Prot Order	MP	3	4	4	0	4
Permanency	PH	1	1	1	1	-
Petition	PT	2	5	5	3	2
Status	ST	1	4	4	2	2
Traffic	T	4	3	4	3	1
Term Parental Rights	TP	2	8	8	3	4
Truancy	TR	0	1	1	1	-
Juvenile Total		112	309	310	126	183
Russell Totals		183	507	508	186	320

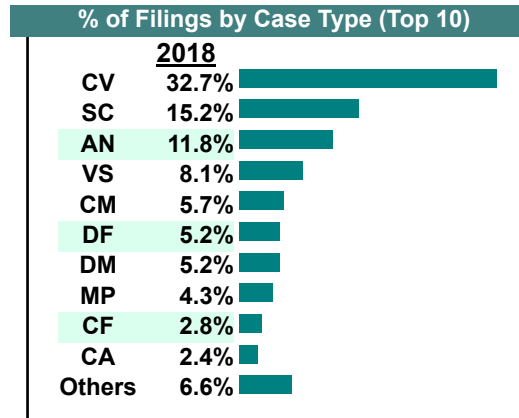
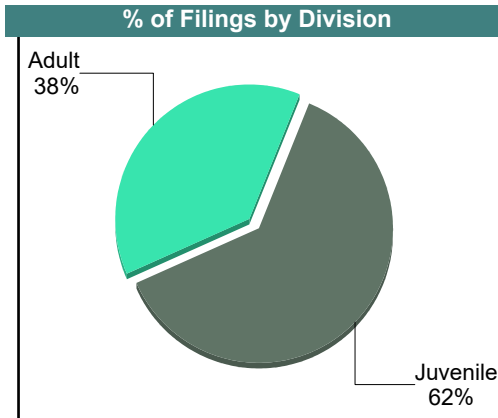
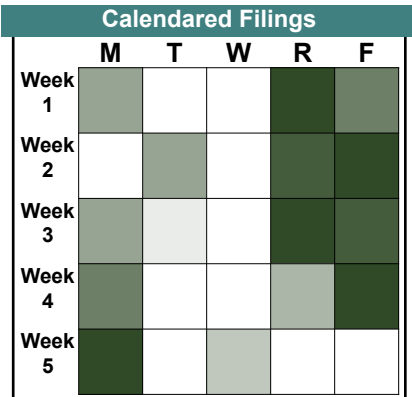


CASELOAD STATISTICS OF THE JUVENILE & DOMESTIC RELATIONS COURTS

October 2018

Russell
District: 29

		<u>Filings</u>	<u>Hearings</u>	<u>Transactions</u>	<u>Concluded</u>	<u>Cont</u>
<u>Adult</u>						
Capias	CA	4	8	8	4	4
Felony	CF	6	16	16	4	12
Misdemeanor	CM	12	109	109	63	46
Family Abuse - Prot Order	FP	4	15	15	10	5
Motion - Prot Order	MP	4	4	4	4	-
Other	OT	1	6	6	4	2
Violation of PO	PV	1	1	1	1	-
Show Cause	SC	31	85	85	27	58
Civil Support	VS	17	47	47	24	23
Adult Total		80	291	291	141	150
<u>Juvenile</u>						
Abuse or Neglect	AN	25	52	52	10	42
Capias	CA	1	2	2	0	2
Custody Relief	CR	1	1	1	0	1
Child in Need of Services	CS	0	1	1	1	-
Custody Visitation	CV	69	148	148	52	96
Felony	DF	11	14	14	2	12
Misdemeanor	DM	11	19	19	5	14
Foster Care Review	FC	1	2	2	1	1
Motion - Prot Order	MP	5	11	11	8	3
Permanency	PH	2	2	2	2	-
Petition	PT	2	4	4	0	4
Show Cause	SC	1	1	1	1	-
Status	ST	0	11	11	6	5
Traffic	T	2	4	5	4	1
Juvenile Total		131	272	273	92	181
Russell Totals		211	563	564	233	331

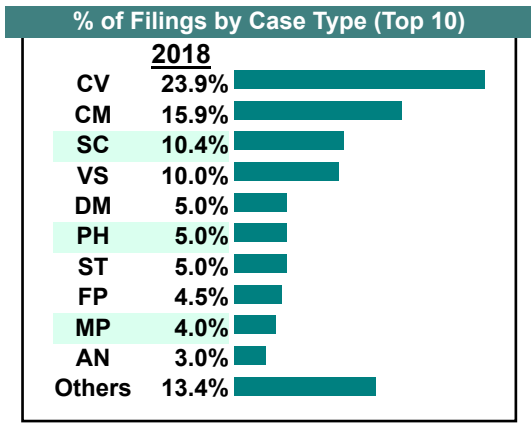
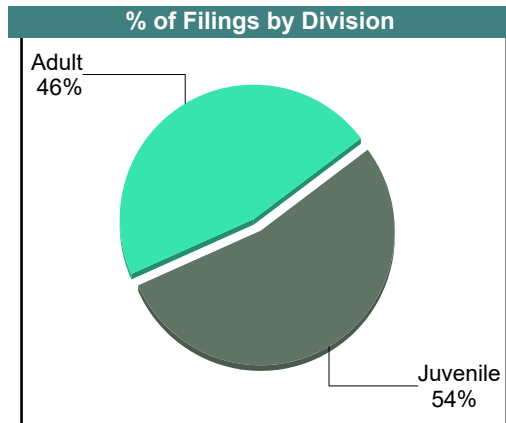
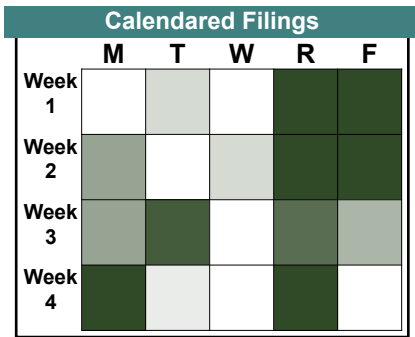


CASELOAD STATISTICS OF THE JUVENILE & DOMESTIC RELATIONS COURTS

September 2018

Russell
District: 29

		<u>Filings</u>	<u>Hearings</u>	<u>Transactions</u>	<u>Concluded</u>	<u>Cont</u>
<u>Adult</u>						
Capias	CA	5	20	20	9	11
Felony	CF	1	18	18	12	6
Misdemeanor	CM	32	129	129	33	96
Family Abuse - Prot Order	FP	9	13	13	5	8
Motion - Prot Order	MP	2	2	2	2	-
Violation of PO	PV	3	3	3	3	-
Show Cause	SC	21	75	75	28	47
Civil Support	VS	20	37	37	20	17
Adult Total		93	297	297	112	185
<u>Juvenile</u>						
Abuse or Neglect	AN	6	23	23	6	17
Non-Family Abuse Prot Order	AP	2	4	4	3	1
Capias	CA	0	2	2	0	2
Custody Relief	CR	1	2	2	1	1
Child in Need of Services	CS	1	2	2	0	2
Custody Visitation	CV	48	141	141	60	81
Felony	DF	2	18	18	8	10
Misdemeanor	DM	10	18	18	7	11
Foster Care Review	FC	5	6	6	6	-
Initial Foster Care	IF	2	2	2	2	-
Motion - Prot Order	MP	6	6	6	4	2
Permanency	PH	10	13	13	11	2
Petition	PT	0	5	5	1	4
Status	ST	10	11	11	8	3
Traffic	T	4	4	5	3	2
Term Parental Rights	TP	0	5	5	3	2
Truancy	TR	1	2	2	0	2
Juvenile Total		108	264	265	123	142
Russell Totals		201	561	562	235	327



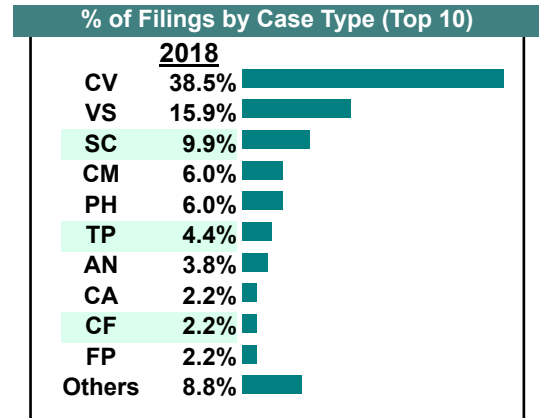
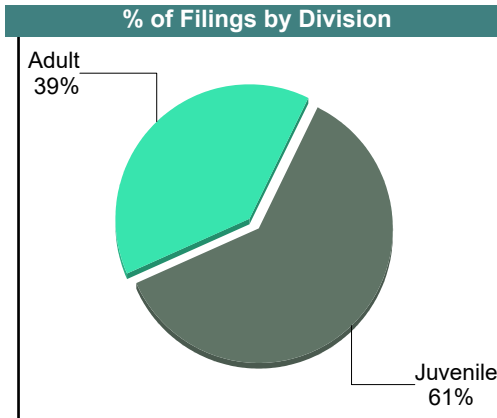
CASELOAD STATISTICS OF THE JUVENILE & DOMESTIC RELATIONS COURTS

August 2018

Russell
District: 29

		<u>Filings</u>	<u>Hearings</u>	<u>Transactions</u>	<u>Concluded</u>	<u>Cont</u>
<u>Adult</u>						
Capias	CA	3	11	11	5	6
Felony	CF	4	20	20	4	16
Misdemeanor	CM	11	65	65	8	57
Family Abuse - Prot Order	FP	4	12	12	6	6
Motion - Prot Order	MP	1	2	2	1	1
Violation of PO	PV	1	1	1	1	-
Show Cause	SC	18	78	78	24	54
Civil Support	VS	29	47	47	14	33
Adult Total		71	236	236	63	173
<u>Juvenile</u>						
Abuse or Neglect	AN	7	15	15	3	12
Capias	CA	1	2	2	0	2
Child in Need of Services	CS	0	1	1	1	-
Custody Visitation	CV	70	193	193	85	108
Felony	DF	0	13	13	2	11
Misdemeanor	DM	3	43	43	19	24
Entrustment	ET	2	2	2	2	-
Foster Care Review	FC	3	3	3	2	1
Initial Foster Care	IF	1	1	1	1	-
Motion - Prot Order	MP	0	2	2	0	2
Permanency	PH	11	17	17	12	5
Petition	PT	1	3	3	1	2
Status	ST	0	4	4	1	3
Traffic	T	4	6	6	4	2
Term Parental Rights	TP	8	25	25	10	15
Juvenile Total		111	330	330	143	187
Russell Totals		182	566	566	206	360

Calendared Filings					
	M	T	W	R	F
Week 1					
Week 2					
Week 3					
Week 4					
Week 5					



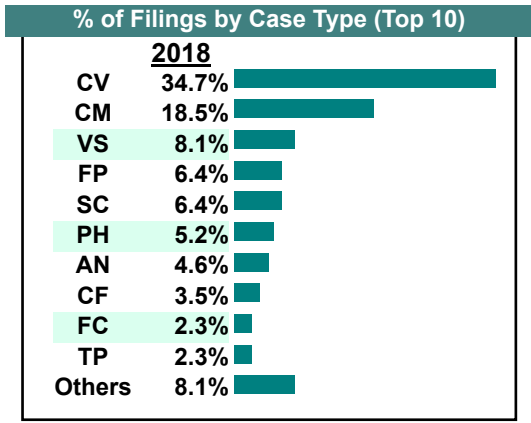
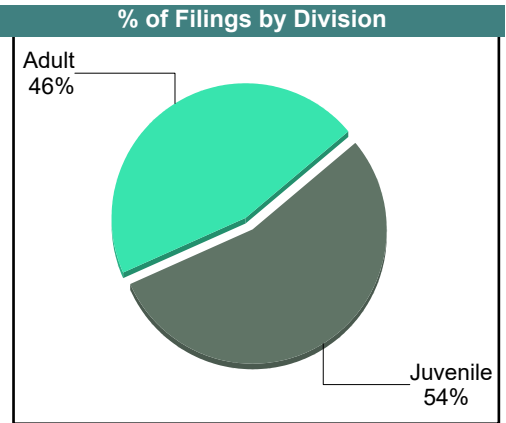

CASELOAD STATISTICS OF THE JUVENILE & DOMESTIC RELATIONS COURTS

July 2018

Russell

District: 29

		<u>Filings</u>	<u>Hearings</u>	<u>Transactions</u>	<u>Concluded</u>	<u>Cont</u>
<u>Adult</u>						
Non-Family Abuse Prot Order	AP	0	1	1	1	-
Capias	CA	2	12	12	3	9
Felony	CF	6	14	14	2	12
Misdemeanor	CM	32	71	71	18	53
Family Abuse - Prot Order	FP	11	20	20	12	8
Other	OT	0	2	2	2	-
Violation of PO	PV	2	2	2	2	-
Show Cause	SC	11	55	55	16	39
SL/Other	SL	1	1	1	0	-
Civil Support	VS	14	35	35	23	12
Adult Total		79	213	213	79	133
<u>Juvenile</u>						
Abuse or Neglect	AN	8	15	15	5	10
Child in Need of Services	CS	0	1	1	0	1
Custody Visitation	CV	60	139	139	45	94
Felony	DF	0	4	4	1	3
Misdemeanor	DM	3	38	38	13	25
Entrustment	ET	0	2	2	2	-
Foster Care Review	FC	4	4	4	4	-
Motion - Prot Order	MP	1	1	1	1	-
Permanency	PH	9	16	16	10	6
Petition	PT	3	5	5	1	4
Status	ST	2	12	12	6	6
Traffic	T	0	6	6	6	-
Term Parental Rights	TP	4	11	11	0	11
Juvenile Total		94	254	254	94	160
Russell Totals		173	467	467	173	293

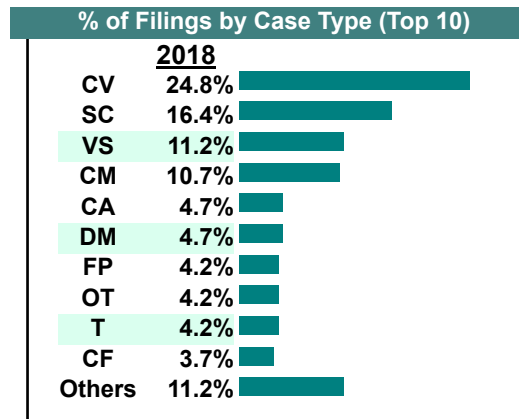
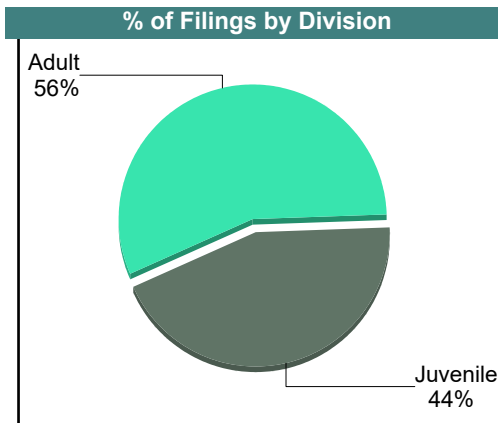
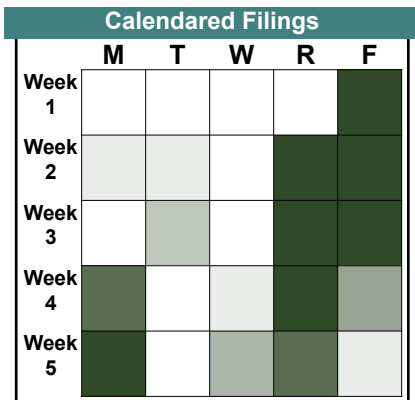


CASELOAD STATISTICS OF THE JUVENILE & DOMESTIC RELATIONS COURTS

June 2018

Russell
District: 29

		<u>Filings</u>	<u>Hearings</u>	<u>Transactions</u>	<u>Concluded</u>	<u>Cont</u>
<u>Adult</u>						
Non-Family Abuse Prot Order	AP	2	2	2	1	1
Capias	CA	10	18	18	7	11
Felony	CF	8	23	23	6	17
Misdemeanor	CM	23	109	109	23	86
Family Abuse - Prot Order	FP	9	23	23	11	12
Other	OT	9	13	13	2	11
Violation of PO	PV	1	1	1	1	-
Show Cause	SC	34	69	69	25	44
Civil Support	VS	24	41	41	20	21
Adult Total		120	299	299	96	203
<u>Juvenile</u>						
Abuse or Neglect	AN	3	12	12	6	6
Non-Family Abuse Prot Order	AP	1	2	2	2	-
Custody Relief	CR	0	2	2	1	1
Child in Need of Services	CS	0	3	3	2	1
Custody Visitation	CV	53	162	162	72	90
Felony	DF	0	5	5	3	2
Misdemeanor	DM	10	33	33	19	14
Entrustment	ET	2	2	2	0	2
Foster Care Review	FC	1	1	1	1	-
Initial Foster Care	IF	3	4	4	3	1
Motion - Prot Order	MP	2	6	6	4	2
Permanency	PH	5	5	5	2	3
Petition	PT	1	1	1	0	1
Show Cause	SC	1	1	1	1	-
Status	ST	3	20	20	13	7
Traffic	T	9	19	19	15	4
Term Parental Rights	TP	0	2	2	0	2
Juvenile Total		94	280	280	144	136
Russell Totals		214	579	579	240	339



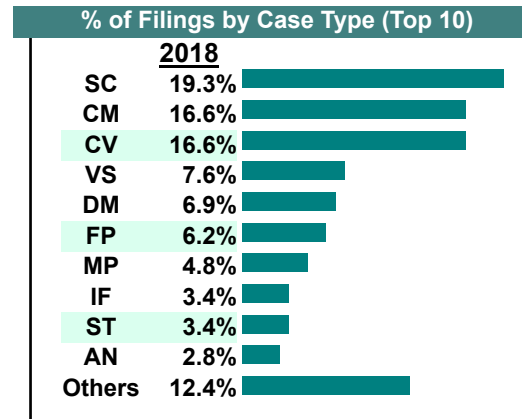
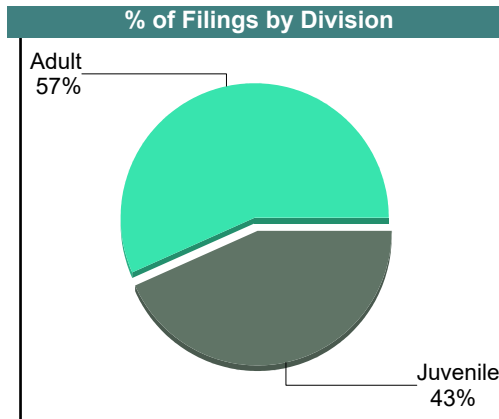
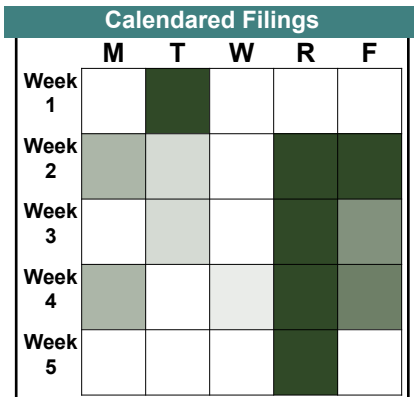
CASELOAD STATISTICS OF THE JUVENILE & DOMESTIC RELATIONS COURTS

May 2018

Russell

District: 29

		<u>Filings</u>	<u>Hearings</u>	<u>Transactions</u>	<u>Concluded</u>	<u>Cont</u>
Adult						
Capias	CA	3	9	9	1	8
Felony	CF	3	7	7	1	6
Misdemeanor	CM	24	71	71	20	51
Family Abuse - Prot Order	FP	9	16	16	7	9
Motion - Prot Order	MP	4	6	6	5	1
Show Cause	SC	28	75	75	20	55
Civil Support	VS	11	21	21	10	11
Adult Total		82	205	205	64	141
Juvenile						
Abuse or Neglect	AN	4	19	19	12	7
Non-Family Abuse Prot Order	AP	1	1	1	0	1
Custody Relief	CR	0	2	2	2	-
Custody Visitation	CV	24	101	101	31	70
Felony	DF	0	9	9	0	9
Misdemeanor	DM	10	28	28	5	23
Foster Care Review	FC	3	3	3	3	-
Initial Foster Care	IF	5	5	5	5	-
Motion - Prot Order	MP	3	8	8	7	1
Permanency	PH	3	3	3	3	-
Petition	PT	1	2	2	1	1
Status	ST	5	17	17	6	11
Traffic	T	2	5	5	2	3
Term Parental Rights	TP	2	4	4	1	3
Juvenile Total		63	207	207	78	129
Russell Totals		145	412	412	142	270

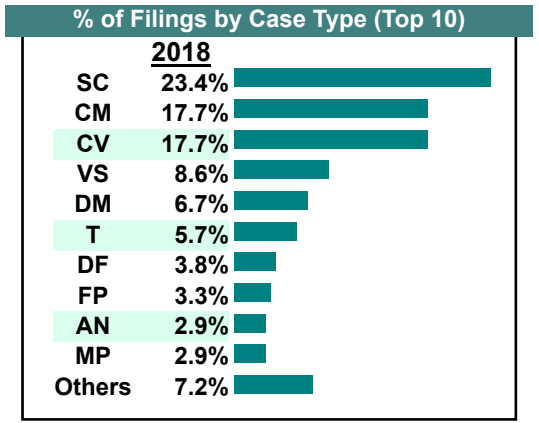
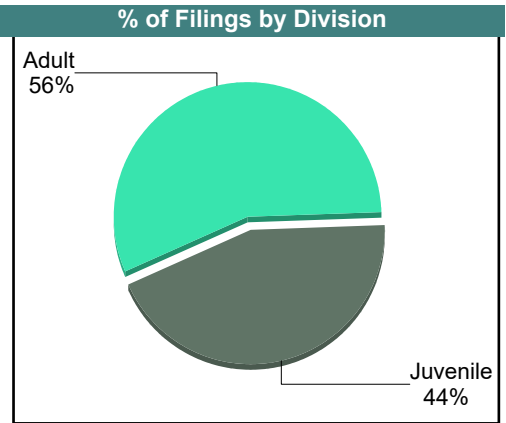
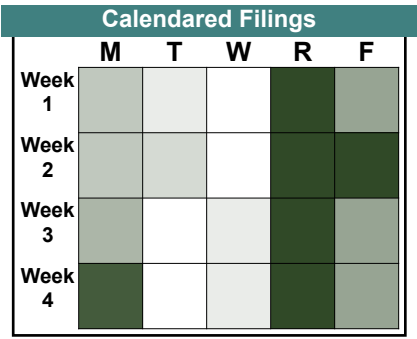


CASELOAD STATISTICS OF THE JUVENILE & DOMESTIC RELATIONS COURTS

April 2018

Russell
District: 29

		<u>Filings</u>	<u>Hearings</u>	<u>Transactions</u>	<u>Concluded</u>	<u>Cont</u>
<u>Adult</u>						
Capias	CA	1	9	9	4	5
Felony	CF	2	8	8	3	5
Misdemeanor	CM	37	89	89	13	76
Family Abuse - Prot Order	FP	7	13	13	8	5
Motion - Prot Order	MP	2	4	4	2	2
Other	OT	1	1	1	1	-
Show Cause	SC	49	100	100	53	47
Civil Support	VS	18	38	38	17	21
Adult Total		117	262	262	101	161
<u>Juvenile</u>						
Abuse or Neglect	AN	6	36	36	14	22
Custody Relief	CR	1	1	1	0	1
Child in Need of Services	CS	0	5	5	1	4
Custody Visitation	CV	37	152	152	44	108
Felony	DF	8	14	14	2	12
Misdemeanor	DM	14	32	32	11	21
Entrustment	ET	0	1	1	1	-
Foster Care Review	FC	1	1	1	1	-
Initial Foster Care	IF	5	5	5	5	-
Motion - Prot Order	MP	4	8	8	0	8
Permanency	PH	3	3	3	3	-
Petition	PT	0	3	3	3	-
Status	ST	1	14	14	5	9
Traffic	T	12	13	13	7	6
Term Parental Rights	TP	0	2	2	1	1
Truancy	TR	0	1	1	1	-
Juvenile Total		92	291	291	99	192
Russell Totals		209	553	553	200	353

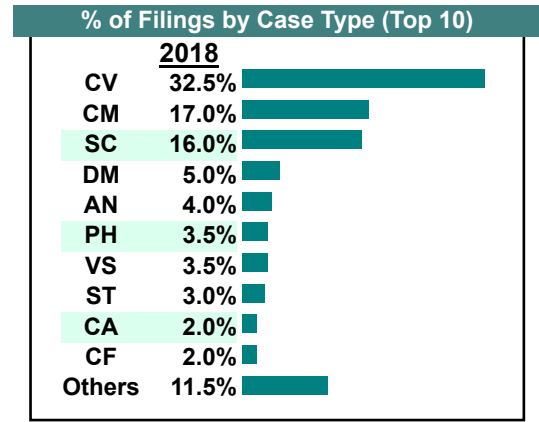
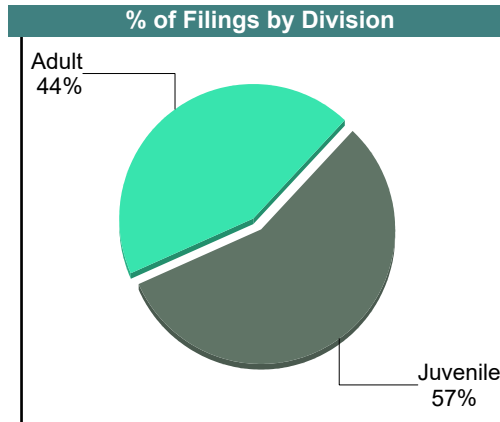
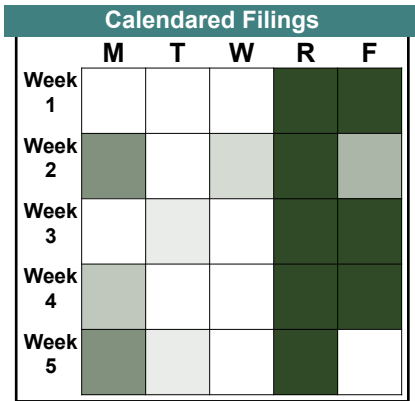


CASELOAD STATISTICS OF THE JUVENILE & DOMESTIC RELATIONS COURTS

March 2018

Russell
District: 29

		<u>Filings</u>	<u>Hearings</u>	<u>Transactions</u>	<u>Concluded</u>	<u>Cont</u>
<u>Adult</u>						
Capias	CA	4	15	15	9	6
Felony	CF	4	29	29	12	17
Misdemeanor	CM	34	83	83	30	53
Family Abuse - Prot Order	FP	4	14	14	7	7
Motion - Prot Order	MP	2	2	2	1	1
Show Cause	SC	32	78	78	35	43
Civil Support	VS	7	35	35	20	15
Adult Total		87	256	256	114	142
<u>Juvenile</u>						
Abuse or Neglect	AN	8	29	29	3	26
Custody Relief	CR	2	2	2	0	2
Child in Need of Services	CS	1	8	8	1	7
Custody Visitation	CV	65	205	205	80	125
Felony	DF	3	6	6	1	5
Misdemeanor	DM	10	34	34	13	21
Entrustment	ET	0	1	1	0	1
Foster Care Review	FC	4	6	6	6	-
Initial Foster Care	IF	2	2	2	2	-
Motion - Prot Order	MP	1	5	5	5	-
Permanency	PH	7	13	13	13	-
Petition	PT	2	5	5	3	2
Status	ST	6	19	19	2	17
Traffic	T	2	6	6	5	1
Term Parental Rights	TP	0	5	5	1	4
Juvenile Total		113	346	346	135	211
Russell Totals		200	602	602	249	353



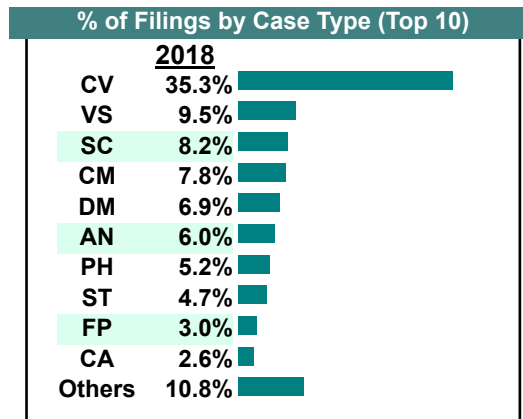
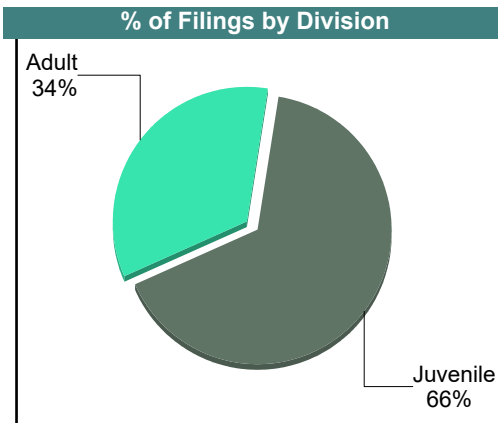
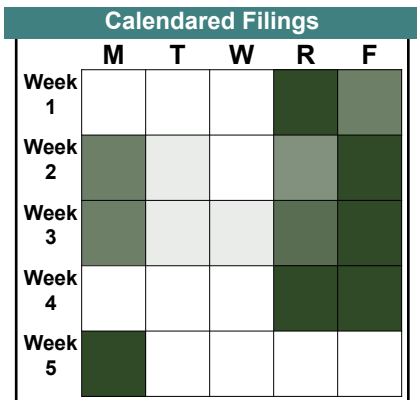
CASELOAD STATISTICS OF THE JUVENILE & DOMESTIC RELATIONS COURTS

February 2018

Russell

District: 29

		<u>Filings</u>	<u>Hearings</u>	<u>Transactions</u>	<u>Concluded</u>	<u>Cont</u>
Adult						
Non-Family Abuse Prot Order	AP	1	2	2	1	1
Capias	CA	6	18	18	3	15
Felony	CF	5	20	20	2	18
Misdemeanor	CM	18	65	65	18	47
Family Abuse - Prot Order	FP	7	21	21	7	14
Remand Support	RS	1	1	1	1	-
Show Cause	SC	19	55	55	16	39
Civil Support	VS	22	33	33	13	20
Adult Total		79	215	215	61	154
Juvenile						
Abuse or Neglect	AN	14	35	35	3	32
Non-Family Abuse Prot Order	AP	0	2	2	2	-
Capias	CA	0	2	2	1	1
Child in Need of Services	CS	1	5	5	0	5
Custody Visitation	CV	82	160	160	27	133
Felony	DF	1	5	5	3	2
Misdemeanor	DM	16	40	40	10	30
Foster Care Review	FC	3	3	3	1	2
Initial Foster Care	IF	2	2	2	2	-
Motion - Prot Order	MP	1	1	1	0	1
Permanency	PH	12	12	12	7	5
Petition	PT	1	4	4	2	2
Remand Custody	RC	2	2	2	2	-
Remand Visitation	RV	2	2	2	2	-
Status	ST	11	17	17	2	15
Traffic	T	5	11	11	5	6
Term Parental Rights	TP	0	1	1	0	1
Truancy	TR	0	2	2	0	2
Juvenile Total		153	306	306	69	237
Russell Totals		232	521	521	130	391



CASELOAD STATISTICS OF THE JUVENILE & DOMESTIC RELATIONS COURTS

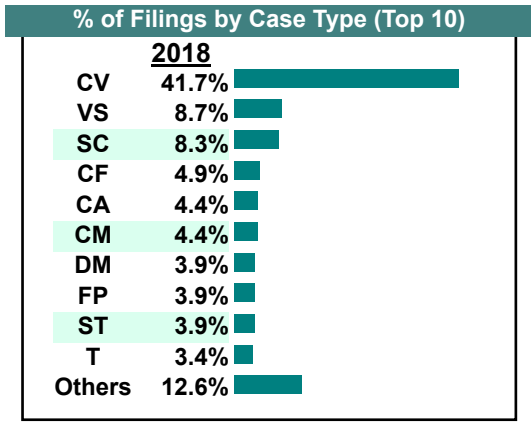
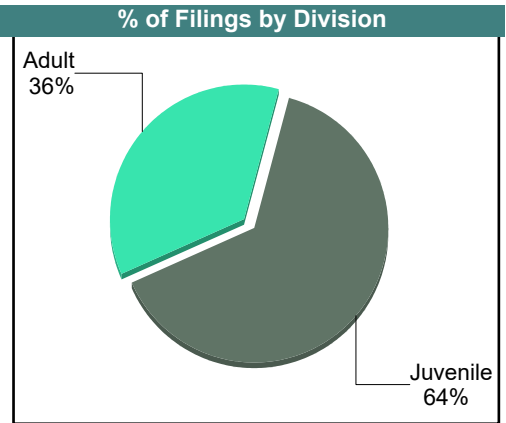
January 2018

Russell

District: 29

		<u>Filings</u>	<u>Hearings</u>	<u>Transactions</u>	<u>Concluded</u>	<u>Cont</u>
<u>Adult</u>						
Capias	CA	9	19	19	7	12
Felony	CF	10	26	26	6	20
Misdemeanor	CM	9	57	57	12	45
Family Abuse - Prot Order	FP	8	15	15	5	10
Motion - Prot Order	MP	2	4	4	3	1
Violation of PO	PV	1	1	1	1	-
Show Cause	SC	17	74	74	32	42
Civil Support	VS	18	40	40	18	22
Adult Total		74	236	236	84	152
<u>Juvenile</u>						
Abuse or Neglect	AN	5	11	11	0	11
Capias	CA	0	2	2	0	2
Child in Need of Services	CS	1	5	5	2	3
Custody Visitation	CV	86	199	199	112	87
Felony	DF	1	4	4	0	4
Misdemeanor	DM	8	21	21	5	16
Entrustment	ET	1	1	1	0	1
Foster Care Review	FC	4	4	4	4	-
Initial Foster Care	IF	1	1	1	1	-
Motion - Prot Order	MP	1	7	7	2	5
Permanency	PH	5	6	6	5	1
Petition	PT	2	3	3	2	1
Status	ST	8	12	12	1	11
Traffic	T	7	16	16	9	7
Term Parental Rights	TP	2	3	3	0	3
Juvenile Total		132	295	295	143	152
Russell Totals		206	531	531	227	304

Calendared Filings					
	M	T	W	R	F
Week 1					
Week 2					
Week 3					
Week 4					
Week 5					



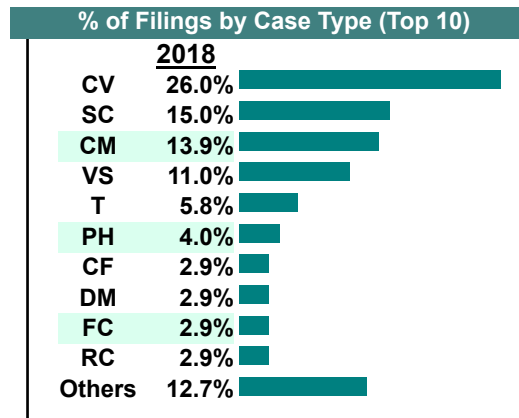
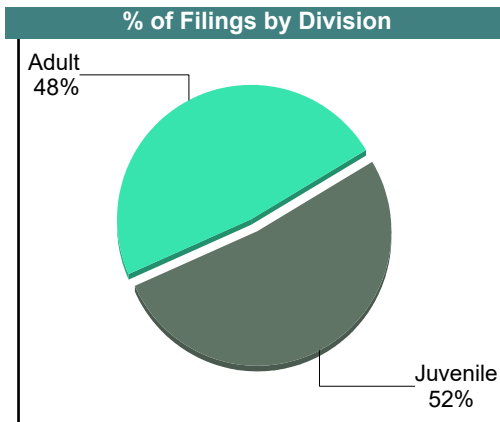
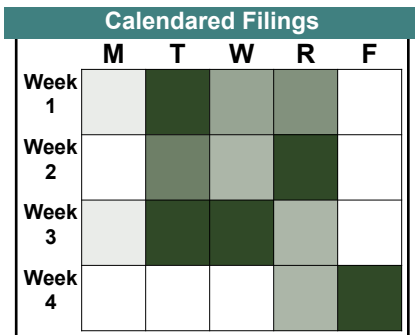
CASELOAD STATISTICS OF THE JUVENILE & DOMESTIC RELATIONS COURTS

December 2018

Tazewell

District: 29

		Filings	Hearings	Transactions	Concluded	Cont
Adult						
Capias	CA	3	21	21	8	13
Felony	CF	5	34	35	4	31
Misdemeanor	CM	24	78	78	22	56
Family Abuse - Prot Order	FP	4	15	15	6	9
Other	OT	0	1	1	0	1
Remand Support	RS	2	2	2	2	-
Show Cause	SC	25	103	103	31	72
SL/Other	SL	1	1	1	1	-
Civil Support	VS	19	56	56	18	38
Adult Total		83	311	312	92	220
Juvenile						
Abuse or Neglect	AN	2	11	11	3	8
Non-Family Abuse Prot Order	AP	1	4	4	2	2
Custody Relief	CR	1	2	2	1	1
Child in Need of Services	CS	2	5	5	2	3
Custody Visitation	CV	45	151	151	33	118
Felony	DF	0	14	14	4	10
Misdemeanor	DM	5	23	23	8	15
Foster Care Review	FC	5	5	5	5	-
Initial Foster Care	IF	1	1	1	1	-
Juv Support	JS	0	1	1	1	-
Permanency	PH	7	7	7	7	-
Petition	PT	1	3	3	2	1
Remand Custody	RC	5	5	5	5	-
Child at Risk	RI	0	3	3	0	3
Show Cause	SC	1	2	2	1	1
Status	ST	3	7	7	3	4
Traffic	T	10	19	19	12	7
Truancy	TR	1	7	7	1	6
Juvenile Total		90	270	270	91	179
Tazewell Totals		173	581	582	183	399



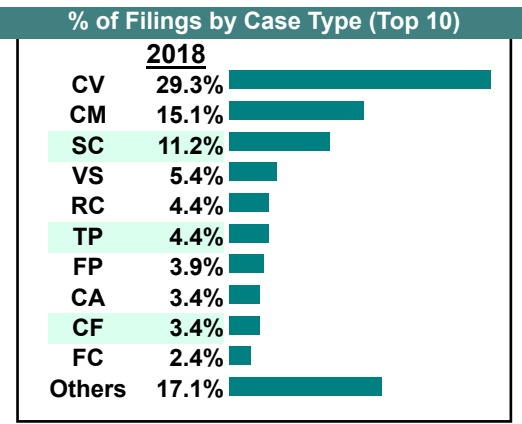
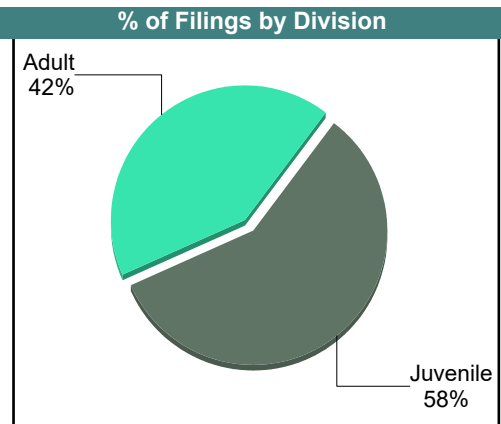
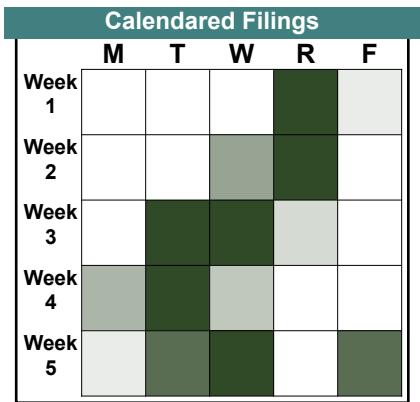
CASELOAD STATISTICS OF THE JUVENILE & DOMESTIC RELATIONS COURTS

November 2018

Tazewell

District: 29

		<u>Filings</u>	<u>Hearings</u>	<u>Transactions</u>	<u>Concluded</u>	<u>Cont</u>
<u>Adult</u>						
Capias	CA	7	18	18	5	13
Felony	CF	7	36	43	15	28
Misdemeanor	CM	31	92	92	34	58
Family Abuse - Prot Order	FP	8	11	11	6	5
Remand Support	RS	4	4	4	4	-
Show Cause	SC	17	67	67	24	43
SL/Other	SL	1	1	1	1	-
Civil Support	VS	11	48	48	19	29
Adult Total		86	277	284	108	176
<u>Juvenile</u>						
Abuse or Neglect	AN	4	11	11	3	8
Non-Family Abuse Prot Order	AP	1	1	1	0	1
Custody Relief	CR	0	1	1	1	-
Custody Visitation	CV	60	142	142	69	73
Felony	DF	0	16	16	3	13
Misdemeanor	DM	4	15	15	10	5
Foster Care Review	FC	5	5	5	5	-
Initial Foster Care	IF	5	5	5	5	-
Motion - Prot Order	MP	4	5	5	5	-
Permanency	PH	4	4	4	4	-
Petition	PT	1	1	1	1	-
Remand Custody	RC	9	9	9	9	-
Child at Risk	RI	0	4	4	3	1
Show Cause	SC	6	9	9	4	5
Status	ST	2	5	5	3	2
Traffic	T	3	9	9	5	4
Term Parental Rights	TP	9	9	9	9	-
Truancy	TR	1	12	12	3	9
Voluntary Continuing Services Agreement	VA	1	1	1	1	-
Juvenile Total		119	264	264	143	121
Tazewell Totals		205	541	548	251	297



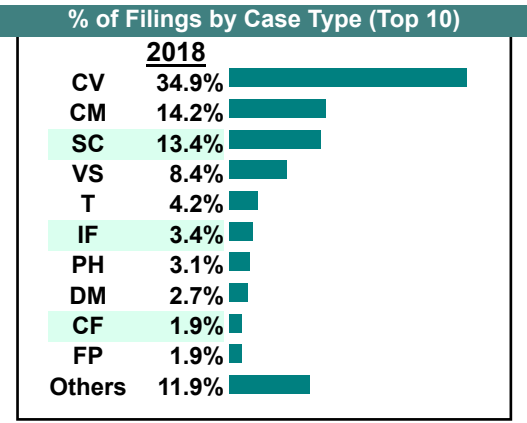
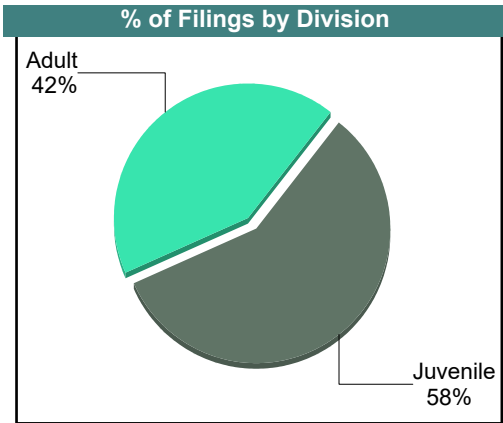
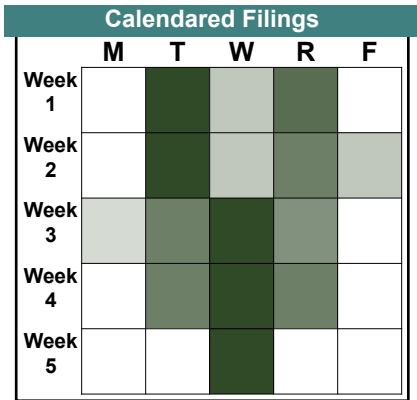
CASELOAD STATISTICS OF THE JUVENILE & DOMESTIC RELATIONS COURTS

October 2018

Tazewell

District: 29

		<u>Filings</u>	<u>Hearings</u>	<u>Transactions</u>	<u>Concluded</u>	<u>Cont</u>
<u>Adult</u>						
Capias	CA	4	14	14	8	6
Felony	CF	5	25	26	6	20
Misdemeanor	CM	37	96	96	28	68
Family Abuse - Prot Order	FP	5	14	14	9	5
Other	OT	0	1	1	1	-
Remand Support	RS	2	2	2	2	-
Show Cause	SC	34	113	113	52	61
SL/Other	SL	1	1	1	1	-
Civil Support	VS	22	64	64	19	45
Adult Total		110	330	331	126	205
<u>Juvenile</u>						
Abuse or Neglect	AN	1	35	35	24	11
Non-Family Abuse Prot Order	AP	0	1	1	0	1
Custody Relief	CR	1	2	2	0	2
Child in Need of Services	CS	2	5	5	1	4
Custody Visitation	CV	91	231	231	88	143
Felony	DF	0	11	11	3	8
Misdemeanor	DM	7	46	46	14	32
Foster Care Review	FC	2	2	2	2	-
Family Abuse - Prot Order	FP	0	3	3	3	-
Initial Foster Care	IF	9	9	9	9	-
Juv Support	JS	1	1	1	0	1
Motion - Prot Order	MP	1	1	1	0	1
Permanency	PH	8	8	8	8	-
Petition	PT	3	3	3	0	3
Remand Custody	RC	5	5	5	5	-
Child at Risk	RI	4	5	5	1	4
Show Cause	SC	1	4	4	2	2
Status	ST	1	5	5	1	4
Traffic	T	11	13	14	7	7
Term Parental Rights	TP	1	3	3	0	3
Truancy	TR	2	12	12	3	9
Juvenile Total		151	405	406	171	235
Tazewell Totals		261	735	737	297	440



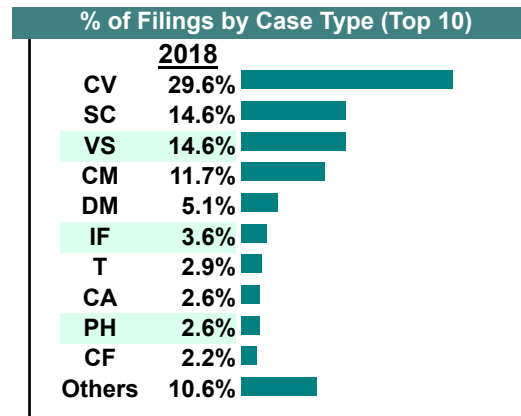
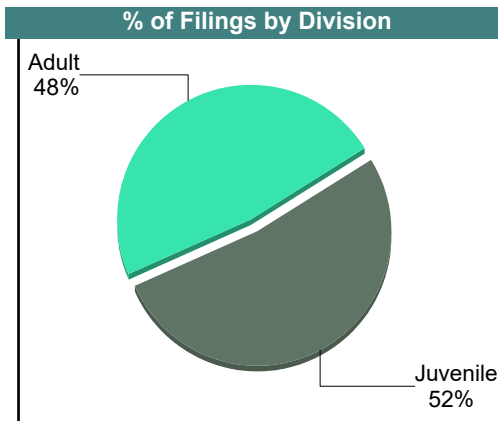
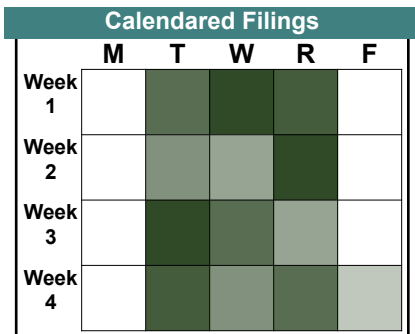
CASELOAD STATISTICS OF THE JUVENILE & DOMESTIC RELATIONS COURTS

September 2018

Tazewell

District: 29

		Filings	Hearings	Transactions	Concluded	Cont
Adult						
Non-Family Abuse Prot Order	AP	1	1	1	1	-
Capias	CA	7	31	31	9	22
Felony	CF	6	48	49	8	41
Misdemeanor	CM	32	111	111	34	77
Family Abuse - Prot Order	FP	2	12	12	7	5
Motion - Prot Order	MP	1	2	2	2	-
Protective Order	PC	1	1	1	1	-
Remand Support	RS	1	1	1	1	-
Show Cause	SC	39	101	101	16	85
SL/Other	SL	1	2	2	2	-
Civil Support	VS	40	74	74	32	42
Adult Total		131	384	385	113	272
Juvenile						
Abuse or Neglect	AN	5	42	42	13	29
Custody Relief	CR	1	1	1	1	-
Child in Need of Services	CS	0	4	4	4	-
Custody Visitation	CV	81	203	203	64	139
Felony	DF	2	19	19	4	15
Misdemeanor	DM	14	40	40	9	31
Foster Care Review	FC	6	6	6	6	-
Family Abuse - Prot Order	FP	0	3	3	0	3
Initial Foster Care	IF	10	10	10	10	-
Motion - Prot Order	MP	1	1	1	0	1
Permanency	PH	7	9	9	9	-
Petition	PT	0	2	2	2	-
Remand Custody	RC	2	2	2	2	-
Child at Risk	RI	2	2	2	2	-
Show Cause	SC	1	5	5	1	4
Status	ST	2	21	21	12	9
Traffic	T	8	17	17	10	7
Term Parental Rights	TP	0	6	6	6	-
Truancy	TR	1	21	21	10	11
Juvenile Total		143	414	414	165	249
Tazewell Totals		274	798	799	278	521



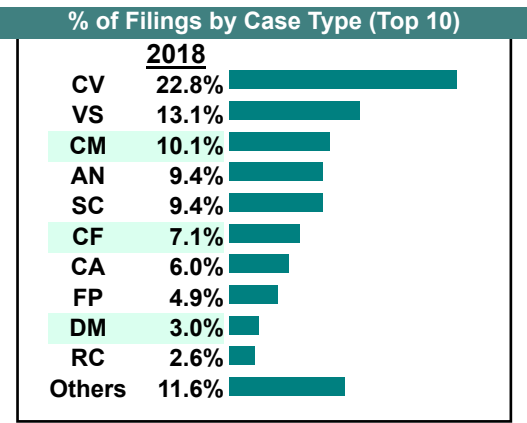
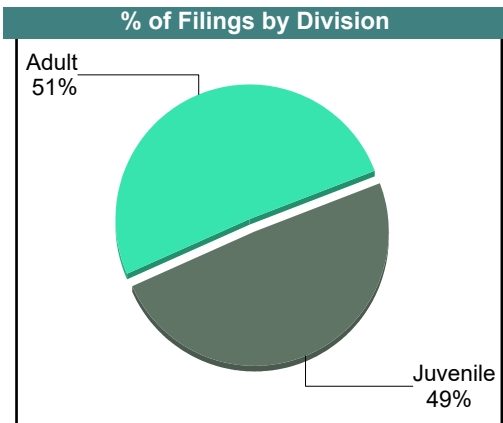

CASELOAD STATISTICS OF THE JUVENILE & DOMESTIC RELATIONS COURTS

Tazewell

District: 29

August 2018

		<u>Filings</u>	<u>Hearings</u>	<u>Transactions</u>	<u>Concluded</u>	<u>Cont</u>
<u>Adult</u>						
Non-Family Abuse Prot Order	AP	2	3	3	1	2
Capias	CA	16	32	32	12	20
Felony	CF	19	48	51	14	37
Misdemeanor	CM	27	99	99	31	68
Family Abuse - Prot Order	FP	10	18	18	8	10
Motion - Prot Order	MP	0	1	1	1	-
Other	OT	0	1	1	0	1
Remand Support	RS	4	4	4	4	-
Show Cause	SC	22	86	86	27	59
SL/Other	SL	1	1	1	1	-
Civil Support	VS	35	62	62	25	37
Adult Total		136	355	358	124	234
<u>Juvenile</u>						
Abuse or Neglect	AN	25	53	53	3	50
Custody Relief	CR	1	1	1	0	1
Child in Need of Services	CS	0	2	2	1	1
Custody Visitation	CV	61	155	155	47	108
Felony	DF	2	14	14	2	12
Misdemeanor	DM	8	24	24	8	16
Entrustment	ET	3	3	3	3	-
Foster Care Review	FC	2	2	2	2	-
Family Abuse - Prot Order	FP	3	6	6	0	6
Initial Foster Care	IF	2	2	2	2	-
Permanency	PH	2	2	2	2	-
Petition	PT	1	1	1	1	-
Remand Custody	RC	7	7	7	7	-
Child at Risk	RI	1	1	1	0	1
Show Cause	SC	3	4	4	2	2
Status	ST	2	3	3	2	1
Traffic	T	4	7	7	6	1
Term Parental Rights	TP	4	7	7	5	2
Truancy	TR	0	1	1	0	1
Juvenile Total		131	295	295	93	202
Tazewell Totals		267	650	653	217	436



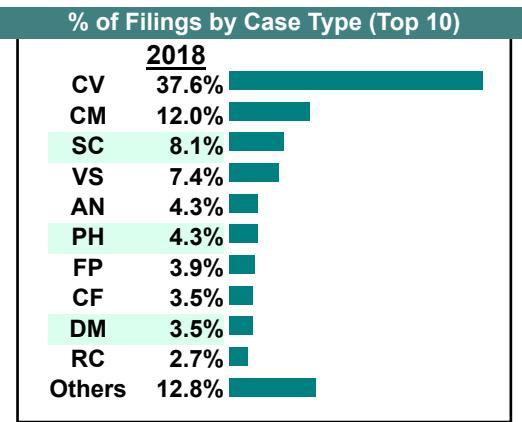
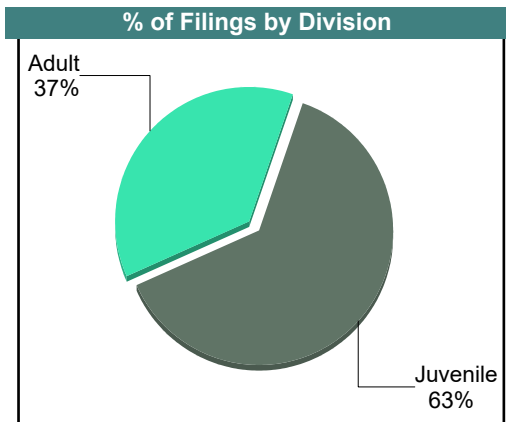
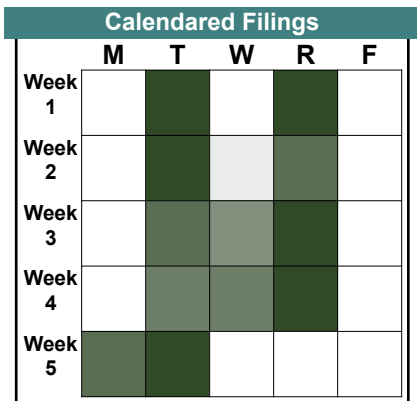
CASELOAD STATISTICS OF THE JUVENILE & DOMESTIC RELATIONS COURTS

July 2018

Tazewell

District: 29

		<u>Filings</u>	<u>Hearings</u>	<u>Transactions</u>	<u>Concluded</u>	<u>Cont</u>
<u>Adult</u>						
Capias	CA	5	20	20	6	14
Felony	CF	9	27	27	0	27
Misdemeanor	CM	31	71	71	15	56
Family Abuse - Prot Order	FP	9	18	18	7	11
Motion - Prot Order	MP	1	1	1	0	1
Remand Support	RS	1	1	1	1	-
Show Cause	SC	19	89	89	25	64
SL/Other	SL	1	1	1	0	1
Civil Support	VS	19	39	39	17	22
Adult Total		95	267	267	71	196
<u>Juvenile</u>						
Abuse or Neglect	AN	11	19	19	4	15
Non-Family Abuse Prot Order	AP	0	1	1	0	1
Child in Need of Services	CS	0	1	1	0	1
Custody Visitation	CV	97	177	177	61	116
Felony	DF	4	15	15	5	10
Misdemeanor	DM	9	22	22	8	14
Entrustment	ET	0	6	6	6	-
Foster Care Review	FC	0	3	3	3	-
Family Abuse - Prot Order	FP	1	1	1	0	1
Initial Foster Care	IF	5	5	5	5	-
Permanency	PH	11	17	17	17	-
Petition	PT	0	2	2	1	1
Remand Custody	RC	7	7	7	7	-
Child at Risk	RI	2	4	4	0	4
Show Cause	SC	2	3	3	2	1
Status	ST	3	9	9	5	4
Traffic	T	7	15	15	7	8
Term Parental Rights	TP	3	11	11	8	3
Truancy	TR	1	7	7	2	5
Juvenile Total		163	325	325	141	184
Tazewell Totals		258	592	592	212	380

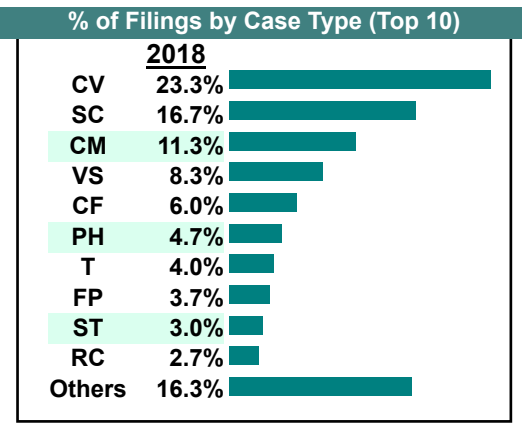
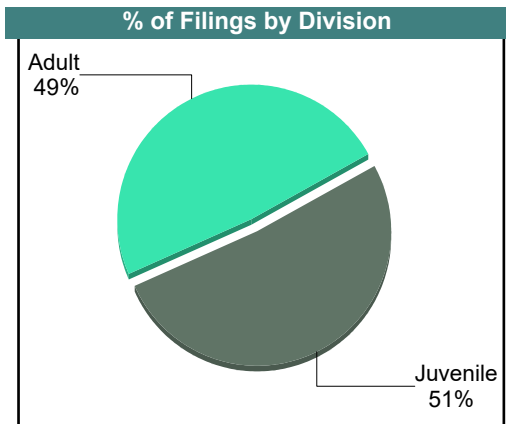
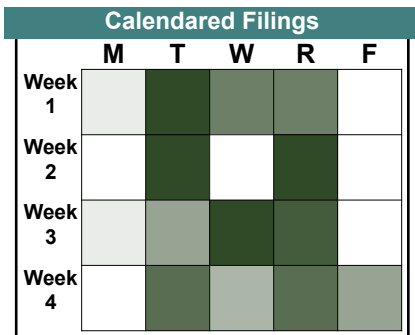


CASELOAD STATISTICS OF THE JUVENILE & DOMESTIC RELATIONS COURTS

June 2018

Tazewell
District: 29

		<u>Filings</u>	<u>Hearings</u>	<u>Transactions</u>	<u>Concluded</u>	<u>Cont</u>
<u>Adult</u>						
Capias	CA	5	22	22	6	16
Felony	CF	18	55	57	16	41
Misdemeanor	CM	34	108	108	31	77
Family Abuse - Prot Order	FP	11	19	19	8	11
Motion - Prot Order	MP	1	1	1	1	-
Remand Support	RS	5	5	5	5	-
Show Cause	SC	47	111	111	21	90
Civil Support	VS	25	63	63	24	39
Adult Total		146	384	386	112	274
<u>Juvenile</u>						
Abuse or Neglect	AN	4	12	12	1	11
Non-Family Abuse Prot Order	AP	0	1	1	1	-
Custody Relief	CR	1	2	2	2	-
Child in Need of Services	CS	4	7	7	1	6
Custody Visitation	CV	70	152	152	56	96
Felony	DF	1	26	26	6	20
Misdemeanor	DM	7	30	30	15	15
Entrustment	ET	7	7	7	1	6
Foster Care Review	FC	5	5	5	2	3
Initial Foster Care	IF	2	2	2	2	-
Motion - Prot Order	MP	0	1	1	1	-
Permanency	PH	14	14	14	7	7
Petition	PT	0	1	1	0	1
Remand Custody	RC	8	8	8	8	-
Show Cause	SC	3	5	5	2	3
Status	ST	9	17	17	2	15
Traffic	T	12	15	15	9	6
Term Parental Rights	TP	4	8	8	0	8
Truancy	TR	3	18	18	2	16
Juvenile Total		154	331	331	118	213
Tazewell Totals		300	715	717	230	487



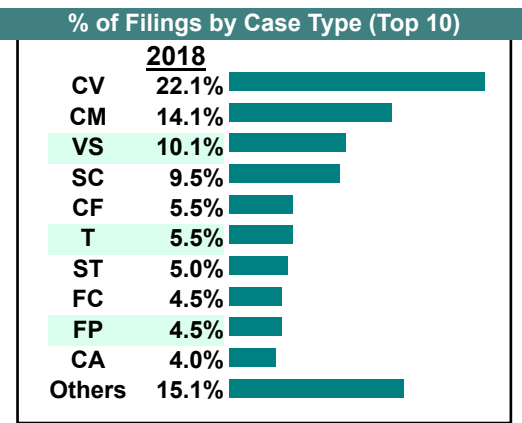
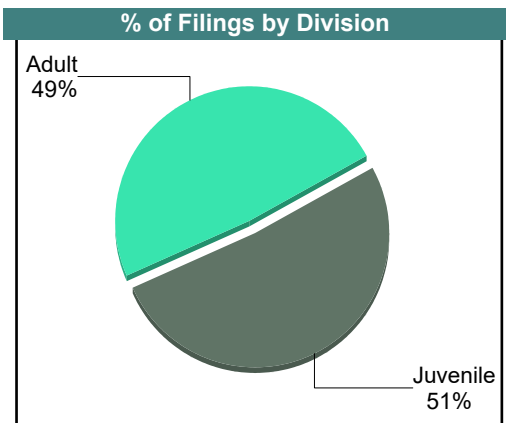

CASELOAD STATISTICS OF THE JUVENILE & DOMESTIC RELATIONS COURTS

May 2018

Tazewell

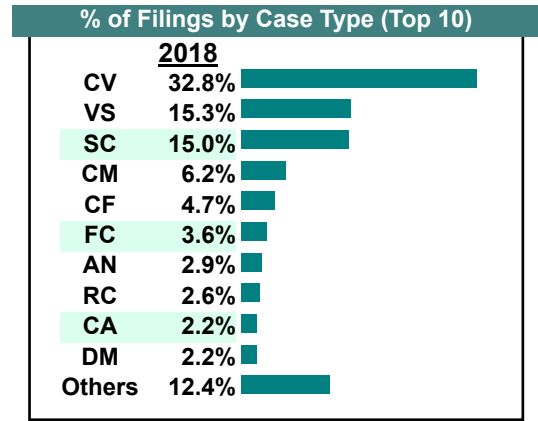
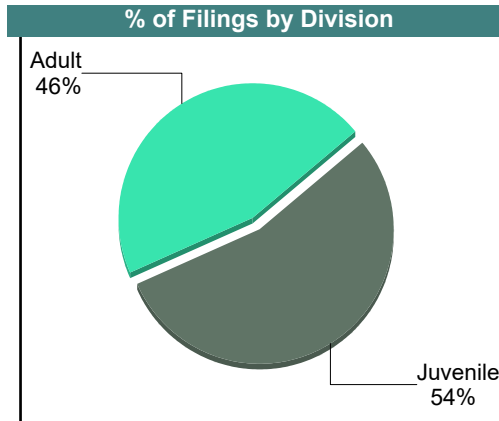

District: 29

		<u>Filings</u>	<u>Hearings</u>	<u>Transactions</u>	<u>Concluded</u>	<u>Cont</u>
Adult						
Capias	CA	8	19	19	4	15
Felony	CF	11	28	29	4	25
Misdemeanor	CM	28	68	68	21	47
Family Abuse - Prot Order	FP	9	19	19	8	11
Motion - Prot Order	MP	2	3	3	2	1
Show Cause	SC	19	93	93	31	62
Civil Support	VS	20	42	42	19	23
Adult Total		97	272	273	89	184
Juvenile						
Abuse or Neglect	AN	3	17	17	9	8
Non-Family Abuse Prot Order	AP	1	1	1	0	1
Child in Need of Services	CS	1	3	3	0	3
Custody Visitation	CV	44	142	142	73	69
Felony	DF	1	22	22	4	18
Misdemeanor	DM	5	20	20	9	11
Entrustment	ET	0	1	1	1	-
Foster Care Review	FC	9	12	12	11	1
Initial Foster Care	IF	4	4	4	4	-
Motion - Prot Order	MP	1	1	1	0	1
Permanency	PH	4	4	4	3	1
Petition	PT	2	3	3	2	1
Child at Risk	RI	0	2	2	2	-
Show Cause	SC	0	1	1	0	1
Status	ST	10	23	23	8	15
Traffic	T	11	20	20	10	10
Term Parental Rights	TP	2	10	10	4	6
Truancy	TR	4	24	24	2	22
Juvenile Total		102	310	310	142	168
Tazewell Totals		199	582	583	231	352



April 2018

		<u>Filings</u>	<u>Hearings</u>	<u>Transactions</u>	<u>Concluded</u>	<u>Cont</u>
Adult						
Capias	CA	6	24	24	7	17
Felony	CF	13	34	34	3	31
Misdemeanor	CM	17	81	81	24	57
Family Abuse - Prot Order	FP	4	11	11	4	7
Motion - Prot Order	MP	0	1	1	1	-
Remand Support	RS	3	3	3	3	-
Show Cause	SC	40	93	93	23	70
Civil Support	VS	42	68	68	30	38
Adult Total		125	315	315	95	220
Juvenile						
Abuse or Neglect	AN	8	26	26	5	21
Non-Family Abuse Prot Order	AP	0	1	1	0	1
Custody Relief	CR	1	2	2	0	2
Child in Need of Services	CS	0	2	2	0	2
Custody Visitation	CV	90	191	191	71	120
Felony	DF	4	10	10	1	9
Misdemeanor	DM	6	22	22	5	17
Entrustment	ET	0	1	1	0	1
Foster Care Review	FC	10	10	10	8	2
Initial Foster Care	IF	2	2	2	2	-
Permanency	PH	3	3	3	3	-
Petition	PT	1	4	4	2	2
Remand Custody	RC	7	7	7	7	-
Show Cause	SC	1	2	2	1	1
Status	ST	4	14	14	2	12
Traffic	T	6	5	6	2	4
Term Parental Rights	TP	0	6	6	0	6
Truancy	TR	6	17	17	2	15
Juvenile Total		149	325	326	111	215
Tazewell Totals		274	640	641	206	435



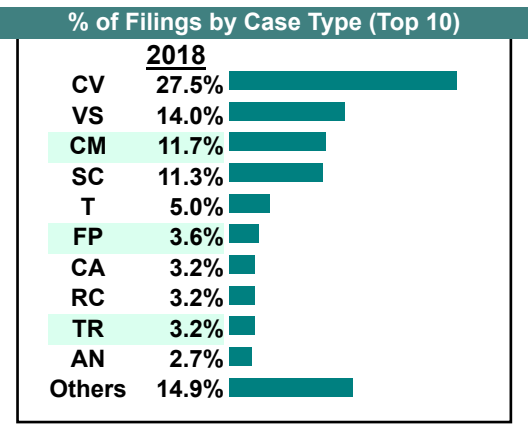
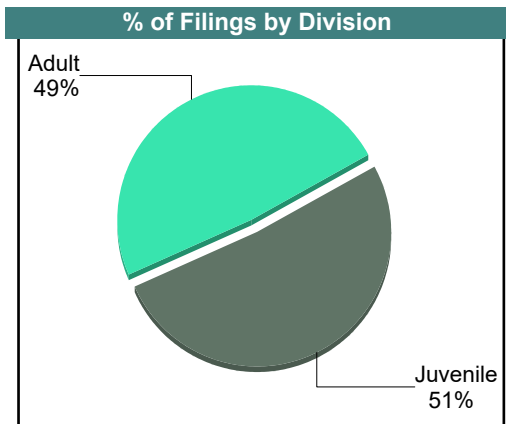

CASELOAD STATISTICS OF THE JUVENILE & DOMESTIC RELATIONS COURTS

Tazewell

District: 29

March 2018

		<u>Filings</u>	<u>Hearings</u>	<u>Transactions</u>	<u>Concluded</u>	<u>Cont</u>
Adult						
Non-Family Abuse Prot Order	AP	1	1	1	1	-
Capias	CA	7	28	28	9	19
Felony	CF	3	34	36	12	24
Misdemeanor	CM	26	114	114	45	69
Family Abuse - Prot Order	FP	8	18	18	7	11
Motion - Prot Order	MP	2	2	2	1	1
Other	OT	1	1	1	1	-
Remand Support	RS	3	3	3	3	-
Show Cause	SC	25	81	81	31	50
SL/Other	SL	1	1	1	1	-
Civil Support	VS	31	65	65	35	30
Adult Total		108	348	350	146	204
Juvenile						
Abuse or Neglect	AN	6	13	13	4	9
Non-Family Abuse Prot Order	AP	1	4	4	2	2
Child in Need of Services	CS	0	2	2	1	1
Custody Visitation	CV	61	147	147	65	82
Felony	DF	2	28	28	5	23
Misdemeanor	DM	6	33	33	10	23
Emancipation	EP	1	1	1	1	-
Entrustment	ET	1	1	1	0	1
Foster Care Review	FC	3	3	3	3	-
Initial Foster Care	IF	4	4	4	4	-
Petition	PT	1	3	3	2	1
Remand Custody	RC	7	7	7	7	-
Show Cause	SC	0	3	3	3	-
Status	ST	3	8	8	2	6
Traffic	T	11	15	15	12	3
Term Parental Rights	TP	0	7	7	1	6
Truancy	TR	7	14	14	2	12
Juvenile Total		114	293	293	124	169
Tazewell Totals		222	641	643	270	373



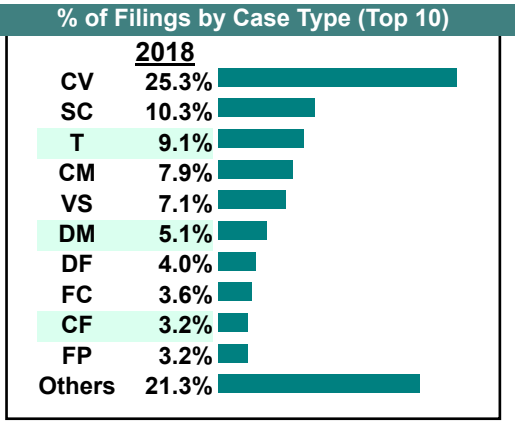
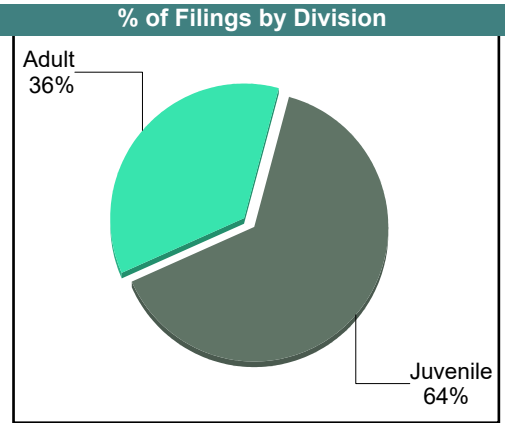
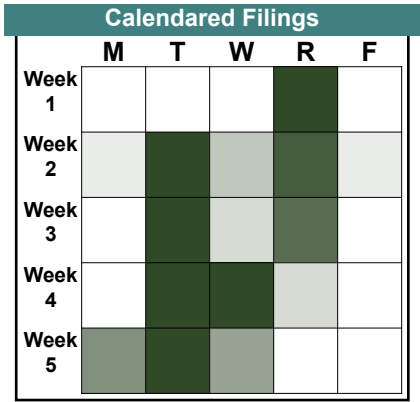
CASELOAD STATISTICS OF THE JUVENILE & DOMESTIC RELATIONS COURTS

February 2018

Tazewell

District: 29

		<u>Filings</u>	<u>Hearings</u>	<u>Transactions</u>	<u>Concluded</u>	<u>Cont</u>
<u>Adult</u>						
Capias	CA	4	26	26	8	18
Felony	CF	8	37	42	12	30
Misdemeanor	CM	20	85	85	31	54
Family Abuse - Prot Order	FP	8	16	16	8	8
Motion - Prot Order	MP	3	4	4	2	2
Other	OT	1	2	2	0	2
Remand Support	RS	3	3	3	3	-
Show Cause	SC	25	110	110	30	80
SL/Other	SL	1	1	1	1	-
Civil Support	VS	18	40	40	17	23
Adult Total		91	324	329	112	217
<u>Juvenile</u>						
Abuse or Neglect	AN	5	12	12	2	10
Non-Family Abuse Prot Order	AP	0	2	2	0	2
Custody Relief	CR	0	1	1	1	-
Child in Need of Services	CS	0	2	2	0	2
Custody Visitation	CV	64	167	167	67	100
Felony	DF	10	28	28	2	26
Misdemeanor	DM	13	54	54	14	40
Entrustment	ET	2	2	2	2	-
Foster Care Review	FC	9	9	9	9	-
Initial Foster Care	IF	4	6	6	6	-
Permanency	PH	7	8	8	8	-
Petition	PT	1	3	3	1	2
Remand Custody	RC	5	5	5	5	-
Child at Risk	RI	0	2	2	2	-
Show Cause	SC	1	4	4	1	3
Status	ST	8	16	16	7	9
Traffic	T	23	23	24	17	7
Term Parental Rights	TP	6	12	12	1	11
Truancy	TR	4	9	9	2	7
Juvenile Total		162	365	366	147	219
Tazewell Totals		253	689	695	259	436



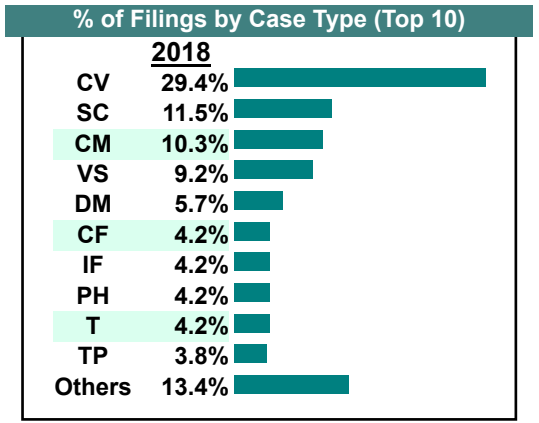
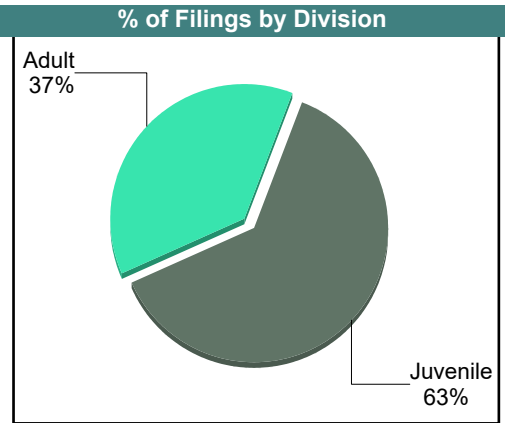
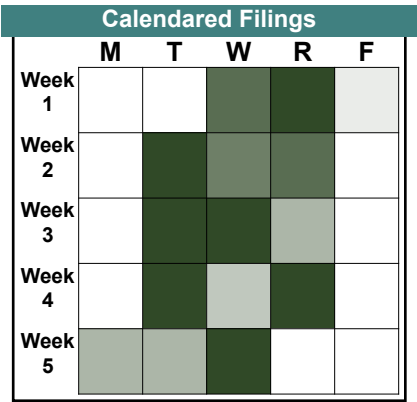
CASELOAD STATISTICS OF THE JUVENILE & DOMESTIC RELATIONS COURTS

January 2018

Tazewell

District: 29

		<u>Filings</u>	<u>Hearings</u>	<u>Transactions</u>	<u>Concluded</u>	<u>Cont</u>
Adult						
Capias	CA	6	33	33	10	23
Felony	CF	11	26	27	7	20
Misdemeanor	CM	27	88	88	28	60
Family Abuse - Prot Order	FP	2	8	8	4	4
Remand Support	RS	1	1	1	1	-
Show Cause	SC	27	87	87	33	54
Civil Support	VS	24	50	50	27	23
Adult Total		98	293	294	110	184
Juvenile						
Abuse or Neglect	AN	0	15	15	9	6
Non-Family Abuse Prot Order	AP	0	2	2	2	-
Child in Need of Services	CS	0	4	4	3	1
Custody Visitation	CV	77	167	167	76	91
Felony	DF	7	20	20	4	16
Misdemeanor	DM	15	41	41	23	18
Foster Care Review	FC	3	3	3	3	-
Initial Foster Care	IF	11	11	11	9	2
Permanency	PH	11	11	11	10	1
Petition	PT	3	5	5	1	4
Remand Custody	RC	2	2	2	2	-
Child at Risk	RI	3	6	6	1	5
Show Cause	SC	3	6	6	1	5
Status	ST	7	15	15	5	10
Traffic	T	11	17	17	12	5
Term Parental Rights	TP	10	10	10	6	4
Truancy	TR	1	12	12	4	8
Juvenile Total		164	347	347	171	176
Tazewell Totals		262	640	641	281	360



Filings by Court & Division

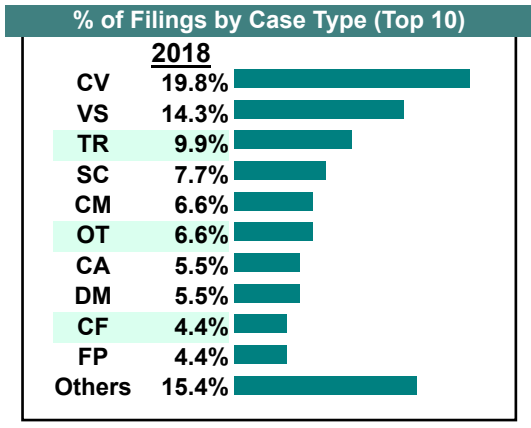
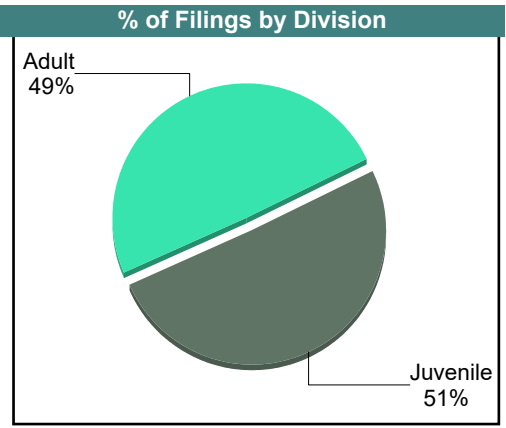
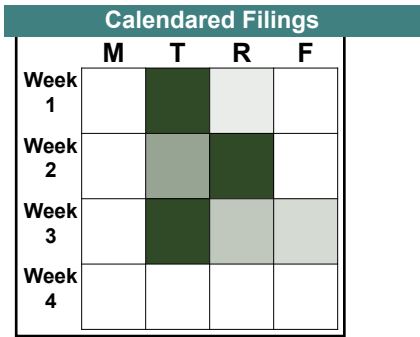
	<u>Buchanan</u>		<u>Dickenson</u>		<u>Russell</u>		<u>Tazewell</u>		<u>Total</u>
A									
Show Cause	170	18%	120	13%	296	32%	339	37%	925
Adult Misdemeanor	207	23%	120	13%	256	28%	334	36%	917
Civil Support	111	14%	150	19%	218	28%	306	39%	785
Adult Felony	84	28%	38	13%	62	21%	115	38%	299
Family Abuse - Prot Ord	59	21%	66	23%	77	27%	80	28%	282
Capias	55	26%	23	11%	59	27%	78	36%	215
Remand Support	6	13%	11	23%	1	2%	29	62%	47
Motion - Prot Order	3	7%	11	26%	18	43%	10	24%	42
Other	3	13%	6	25%	13	54%	2	8%	24
Non-Family Abuse Prot	4	31%	1	8%	4	31%	4	31%	13
Violation of PO	2	17%	-	0%	10	83%	-	0%	12
SL/Other	-	0%	1	10%	1	10%	8	80%	10
Protective Order	1	50%	-	0%	-	0%	1	50%	2
Bond Forfeiture	-	0%	-	0%	-	0%	-	0%	0
Total	705	20%	547	15%	1,015	28%	1,306	37%	3,573
J									
Custody Visitation	589	23%	463	18%	700	27%	841	32%	2,593
Delinquency	62	16%	51	13%	138	36%	132	34%	383
Traffic	41	18%	21	9%	54	23%	117	50%	233
Permanency	43	19%	33	14%	74	32%	78	34%	228
Abuse or Neglect	26	12%	16	7%	102	47%	74	34%	218
Foster Care Review	37	25%	23	15%	30	20%	59	40%	149
Initial Foster Care	28	19%	27	19%	31	21%	59	41%	145
Status Offense/Other	21	15%	19	13%	47	33%	54	38%	141
Remand Custody	13	16%	3	4%	2	2%	64	78%	82
Term Parental Rights	6	8%	14	18%	18	23%	39	51%	77
Motion - Prot Order	24	39%	2	3%	29	47%	7	11%	62
Truancy	14	26%	8	15%	1	2%	31	57%	54
Paternity	11	22%	8	16%	16	33%	14	29%	49
Child at Risk	19	42%	14	31%	-	0%	12	27%	45
Show Cause	4	11%	7	20%	2	6%	22	63%	35
Child in Need of Service	9	27%	8	24%	7	21%	9	27%	33
Entrustment	-	0%	12	38%	7	22%	13	41%	32
Custody Relief	3	18%	1	6%	7	41%	6	35%	17
Non-Family Abuse Prot	8	47%	1	6%	4	24%	4	24%	17
Remand Visitation	11	85%	-	0%	2	15%	-	0%	13
Voluntary Continuing Se	8	89%	-	0%	-	0%	1	11%	9
Family Abuse - Prot Ord	2	29%	-	0%	1	14%	4	57%	7
Capias	1	33%	-	0%	2	67%	-	0%	3
Emancipation	-	0%	-	0%	-	0%	1	100%	1
Juv Support	-	0%	-	0%	-	0%	1	100%	1
Protective Order	1	100%	-	0%	-	0%	-	0%	1
Total	981	21%	731	16%	1,274	28%	1,642	35%	4,628
Total	1,686	21%	1,278	16%	2,289	28%	2,948	36%	8,201

CASELOAD STATISTICS OF THE JUVENILE & DOMESTIC RELATIONS COURTS

December 2018

Lee
District: 30

		<u>Filings</u>	<u>Hearings</u>	<u>Transactions</u>	<u>Concluded</u>	<u>Cont</u>
Adult						
Non-Family Abuse Prot Order	AP	1	1	1	0	1
Capias	CA	5	23	23	10	13
Felony	CF	4	14	14	3	11
Misdemeanor	CM	6	16	16	3	13
Family Abuse - Prot Order	FP	4	8	8	3	5
Other	OT	6	15	15	9	6
Show Cause	SC	6	54	54	25	29
Civil Support	VS	13	25	25	12	13
Adult Total		45	156	156	65	91
Juvenile						
Abuse or Neglect	AN	0	2	2	1	1
Child in Need of Services	CS	0	3	3	0	3
Custody Visitation	CV	18	129	129	73	56
Felony	DF	0	2	2	2	-
Misdemeanor	DM	5	14	14	8	6
Foster Care Review	FC	2	3	3	2	1
Initial Foster Care	IF	1	1	1	1	-
Permanency	PH	4	4	4	4	-
Petition	PT	1	3	3	2	1
Show Cause	SC	1	3	3	3	-
Status	ST	1	8	8	2	6
Traffic	T	2	2	5	5	-
Term Parental Rights	TP	2	4	4	2	2
Truancy	TR	9	19	19	2	17
Juvenile Total		46	197	200	107	93
Lee Totals		91	353	356	172	184

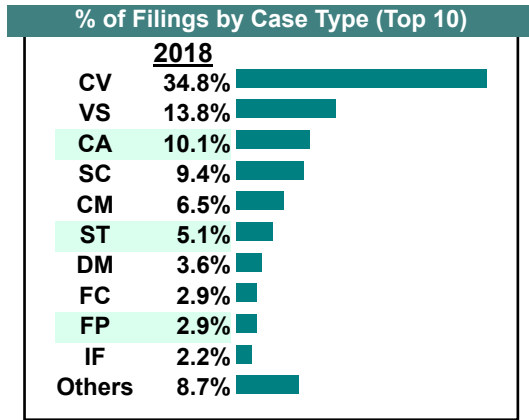
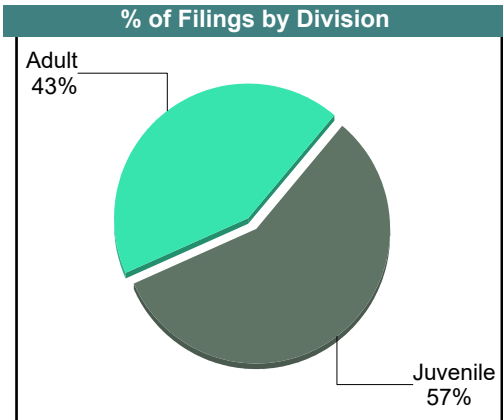
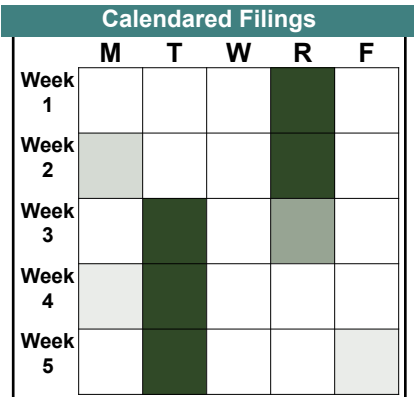


CASELOAD STATISTICS OF THE JUVENILE & DOMESTIC RELATIONS COURTS

November 2018

Lee District: 30

		Filings	Hearings	Transactions	Concluded	Cont
Adult						
Capias	CA	14	25	25	11	14
Felony	CF	0	12	14	5	9
Misdemeanor	CM	9	30	30	7	23
Family Abuse - Prot Order	FP	4	15	15	7	8
Other	OT	2	16	16	8	8
Show Cause	SC	11	91	91	48	43
Civil Support	VS	19	44	44	23	21
Adult Total		59	233	235	109	126
Juvenile						
Abuse or Neglect	AN	2	10	10	5	5
Non-Family Abuse Prot Order	AP	0	1	1	1	-
Child in Need of Services	CS	0	1	1	1	-
Custody Visitation	CV	48	148	148	40	108
Felony	DF	0	2	2	0	2
Misdemeanor	DM	5	16	16	2	14
Foster Care Review	FC	4	5	5	5	-
Initial Foster Care	IF	3	3	3	3	-
Permanency	PH	3	4	4	3	1
Petition	PT	1	3	3	0	3
Child at Risk	RI	1	1	1	1	-
Show Cause	SC	2	3	3	2	1
Status	ST	7	13	13	3	10
Traffic	T	2	4	7	4	3
Term Parental Rights	TP	0	2	2	0	2
Truancy	TR	1	11	11	2	9
Juvenile Total		79	227	230	72	158
Lee Totals		138	460	465	181	284

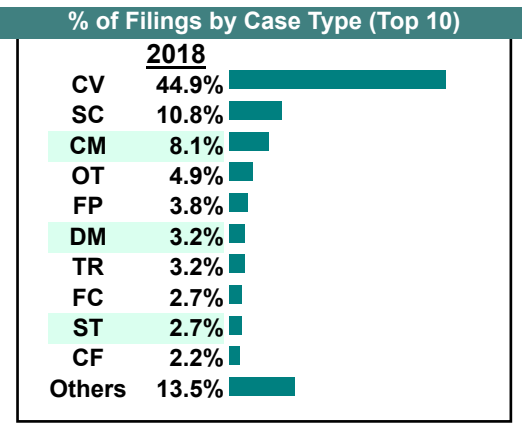
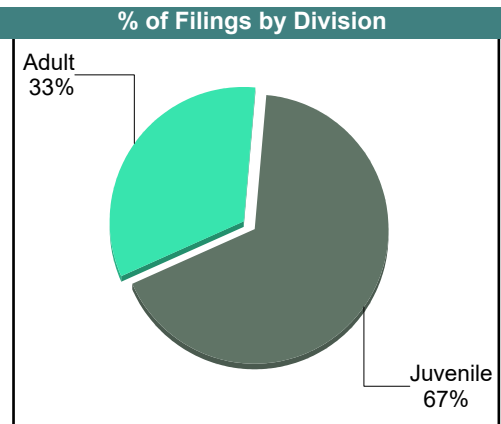
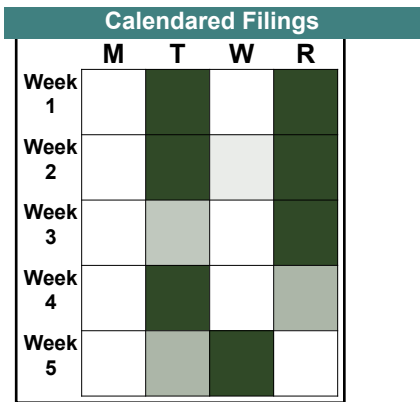


CASELOAD STATISTICS OF THE JUVENILE & DOMESTIC RELATIONS COURTS

October 2018

Lee
District: 30

		<u>Filings</u>	<u>Hearings</u>	<u>Transactions</u>	<u>Concluded</u>	<u>Cont</u>
<u>Adult</u>						
Non-Family Abuse Prot Order	AP	2	4	4	2	2
Capias	CA	1	7	7	2	5
Felony	CF	4	16	16	2	14
Misdemeanor	CM	15	37	37	12	25
Family Abuse - Prot Order	FP	6	16	16	6	10
Motion - Prot Order	MP	2	2	2	2	-
Other	OT	9	40	40	22	18
Remand Support	RS	1	1	1	1	-
Show Cause	SC	20	38	38	8	30
Civil Support	VS	1	6	6	4	2
Adult Total		61	167	167	61	106
<u>Juvenile</u>						
Abuse or Neglect	AN	2	15	15	5	10
Non-Family Abuse Prot Order	AP	1	1	1	0	1
Child in Need of Services	CS	1	2	2	0	2
Custody Visitation	CV	83	178	178	61	117
Misdemeanor	DM	6	14	14	3	11
Foster Care Review	FC	5	5	5	4	1
Family Abuse - Prot Order	FP	1	2	2	1	1
Initial Foster Care	IF	3	3	3	3	-
Permanency	PH	1	1	1	0	1
Petition	PT	1	1	1	1	-
Remand Custody	RC	2	2	2	2	-
Remand Visitation	RV	2	2	2	2	-
Show Cause	SC	0	2	2	0	2
Status	ST	5	9	9	0	9
Traffic	T	4	5	5	0	5
Truancy	TR	6	18	18	3	15
Voluntary Continuing Services Agreement	VA	1	1	1	1	-
Juvenile Total		124	261	261	86	175
Lee Totals		185	428	428	147	281

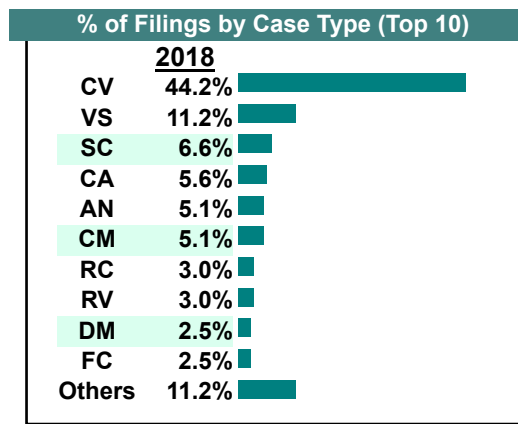
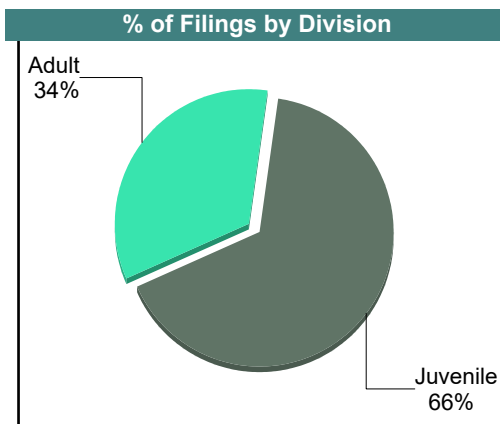
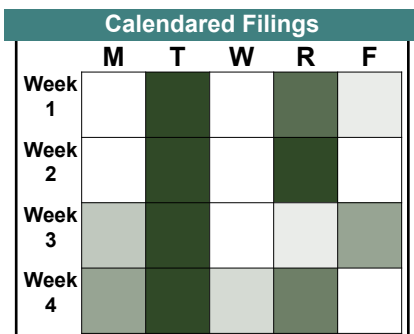


CASELOAD STATISTICS OF THE JUVENILE & DOMESTIC RELATIONS COURTS

September 2018

Lee
District: 30

		<u>Filings</u>	<u>Hearings</u>	<u>Transactions</u>	<u>Concluded</u>	<u>Cont</u>
<u>Adult</u>						
Non-Family Abuse Prot Order	AP	1	3	3	2	1
Capias	CA	11	18	18	3	15
Felony	CF	2	12	12	6	6
Misdemeanor	CM	10	34	34	10	24
Family Abuse - Prot Order	FP	2	6	6	4	2
Motion - Prot Order	MP	1	1	1	1	-
Other	OT	0	24	24	11	13
Remand Support	RS	5	5	5	5	-
Show Cause	SC	13	65	65	11	54
Civil Support	VS	22	47	47	16	31
Adult Total		67	215	215	69	146
<u>Juvenile</u>						
Abuse or Neglect	AN	10	20	20	6	14
Custody Relief	CR	3	6	6	3	3
Child in Need of Services	CS	1	1	1	0	1
Custody Visitation	CV	87	211	211	92	119
Felony	DF	0	46	46	18	28
Misdemeanor	DM	5	11	11	6	5
Foster Care Review	FC	5	5	5	5	-
Family Abuse - Prot Order	FP	1	1	1	1	-
Initial Foster Care	IF	1	1	1	1	-
Permanency	PH	1	1	1	1	-
Petition	PT	2	2	2	1	1
Remand Custody	RC	6	6	6	6	-
Remand Visitation	RV	6	6	6	6	-
Show Cause	SC	0	1	1	0	1
Status	ST	0	4	4	0	4
Traffic	T	2	5	5	2	3
Term Parental Rights	TP	0	2	2	0	2
Truancy	TR	0	6	6	3	3
Juvenile Total		130	335	335	151	184
Lee Totals		197	550	550	220	330



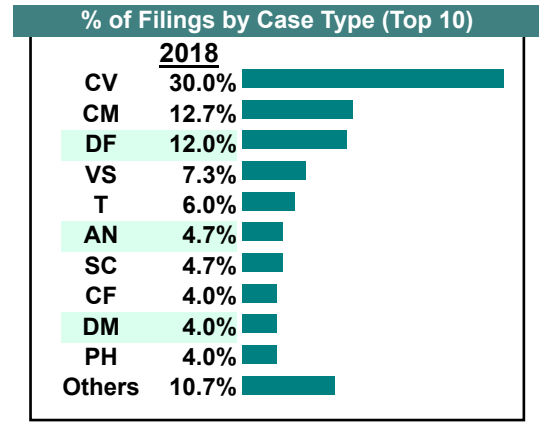
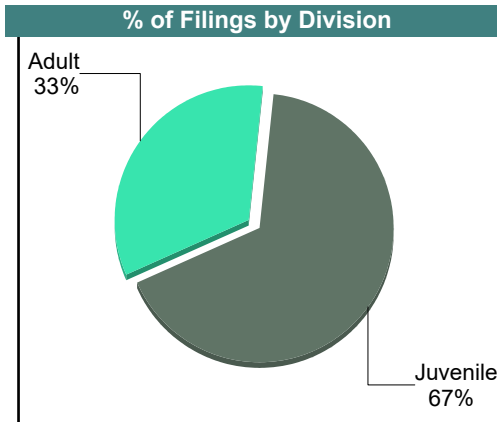
CASELOAD STATISTICS OF THE JUVENILE & DOMESTIC RELATIONS COURTS

August 2018

Lee
District: 30

		<u>Filings</u>	<u>Hearings</u>	<u>Transactions</u>	<u>Concluded</u>	<u>Cont</u>
<u>Adult</u>						
Non-Family Abuse Prot Order	AP	2	2	2	1	1
Capias	CA	1	9	9	3	6
Felony	CF	6	20	20	5	15
Misdemeanor	CM	19	43	43	15	28
Family Abuse - Prot Order	FP	3	5	5	1	4
Show Cause	SC	7	52	52	12	40
SL/Other	SL	1	1	1	1	-
Civil Support	VS	11	19	19	7	12
Adult Total		50	151	151	45	106
<u>Juvenile</u>						
Abuse or Neglect	AN	7	16	16	5	11
Custody Relief	CR	1	1	1	1	-
Child in Need of Services	CS	0	2	2	0	2
Custody Visitation	CV	45	201	201	39	162
Felony	DF	18	18	18	2	16
Misdemeanor	DM	6	9	9	4	5
Foster Care Review	FC	2	2	2	2	-
Initial Foster Care	IF	4	4	4	4	-
Permanency	PH	6	6	6	6	-
Petition	PT	0	1	1	0	1
Show Cause	SC	0	1	1	1	-
Status	ST	1	6	6	2	4
Traffic	T	9	5	13	10	3
Voluntary Continuing Services Agreement	VA	1	1	1	1	-
Juvenile Total		100	273	281	77	204
Lee Totals		150	424	432	122	310

Calendared Filings					
	M	T	W	R	F
Week 1					
Week 2					
Week 3					
Week 4					
Week 5					

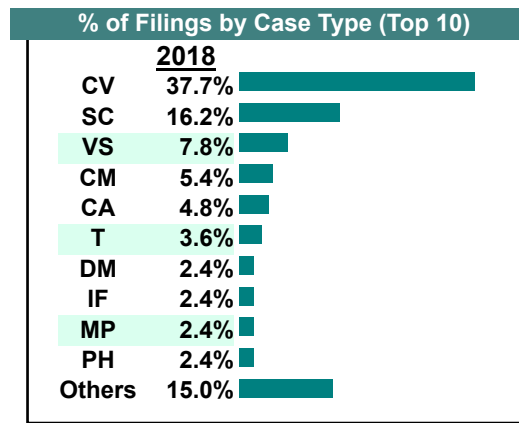
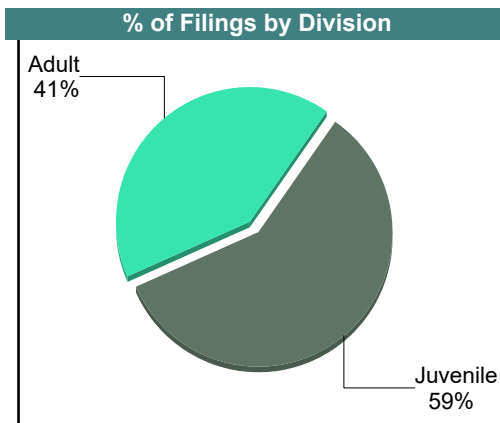
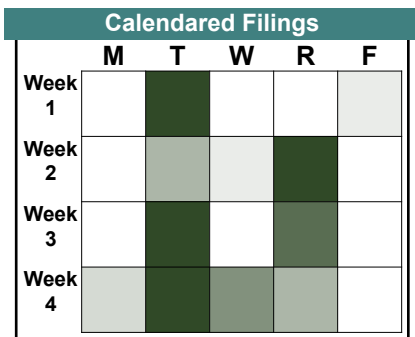


CASELOAD STATISTICS OF THE JUVENILE & DOMESTIC RELATIONS COURTS

July 2018

Lee
District: 30

		<u>Filings</u>	<u>Hearings</u>	<u>Transactions</u>	<u>Concluded</u>	<u>Cont</u>
<u>Adult</u>						
Capias	CA	8	10	10	3	7
Felony	CF	3	20	20	3	17
Misdemeanor	CM	9	32	32	8	24
Family Abuse - Prot Order	FP	2	7	7	4	3
Motion - Prot Order	MP	4	5	5	5	-
Remand Support	RS	3	3	3	3	-
Show Cause	SC	27	56	56	17	39
Civil Support	VS	13	33	33	15	18
Adult Total		69	166	166	58	108
<u>Juvenile</u>						
Abuse or Neglect	AN	0	10	10	1	9
Custody Relief	CR	1	4	4	4	-
Child in Need of Services	CS	1	2	2	0	2
Custody Visitation	CV	63	146	146	47	99
Felony	DF	0	2	2	0	2
Misdemeanor	DM	4	17	17	10	7
Foster Care Review	FC	3	3	3	3	-
Initial Foster Care	IF	4	4	4	4	-
Permanency	PH	4	5	5	5	-
Remand Custody	RC	4	4	4	4	-
Child at Risk	RI	2	2	2	2	-
Remand Visitation	RV	4	4	4	4	-
Show Cause	SC	0	2	2	1	1
Status	ST	2	10	10	2	8
Traffic	T	6	6	7	6	1
Term Parental Rights	TP	0	2	2	0	2
Truancy	TR	0	3	3	0	3
Juvenile Total		98	226	227	93	134
Lee Totals		167	392	393	151	242

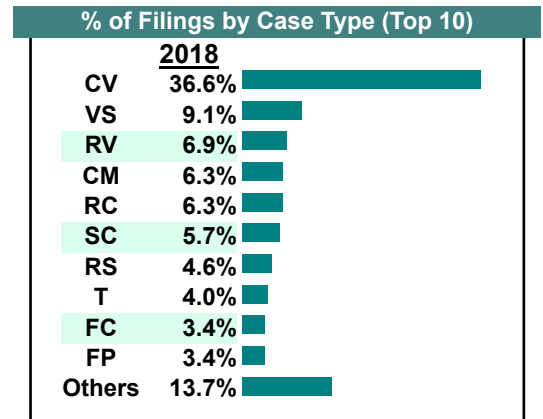
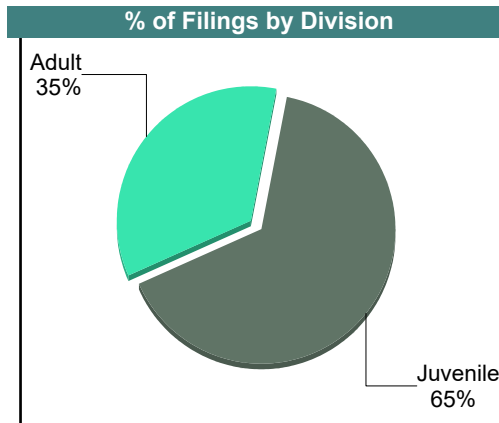



CASELOAD STATISTICS OF THE JUVENILE & DOMESTIC RELATIONS COURTS

June 2018

Lee
District: 30

		<u>Filings</u>	<u>Hearings</u>	<u>Transactions</u>	<u>Concluded</u>	<u>Cont</u>
<u>Adult</u>						
Non-Family Abuse Prot Order	AP	1	2	2	1	1
Capias	CA	1	5	5	4	1
Felony	CF	5	20	20	6	14
Misdemeanor	CM	11	39	39	19	20
Family Abuse - Prot Order	FP	6	11	11	3	8
Motion - Prot Order	MP	2	2	2	1	1
Other	OT	1	15	15	10	5
Remand Support	RS	8	8	8	8	-
Show Cause	SC	10	41	41	10	31
Civil Support	VS	16	30	30	14	16
Adult Total		61	173	173	76	97
<u>Juvenile</u>						
Abuse or Neglect	AN	4	14	14	4	10
Custody Relief	CR	0	1	1	0	1
Child in Need of Services	CS	0	1	1	1	-
Custody Visitation	CV	64	157	157	40	117
Misdemeanor	DM	3	16	16	8	8
Foster Care Review	FC	6	6	6	6	-
Permanency	PH	1	1	1	0	1
Petition	PT	1	1	1	0	1
Remand Custody	RC	11	11	11	11	-
Remand Visitation	RV	12	12	12	12	-
Show Cause	SC	0	2	2	0	2
Status	ST	2	9	9	2	7
Traffic	T	7	8	9	6	3
Term Parental Rights	TP	2	2	2	0	2
Truancy	TR	1	6	6	1	5
Juvenile Total		114	247	248	91	157
Lee Totals		175	420	421	167	254

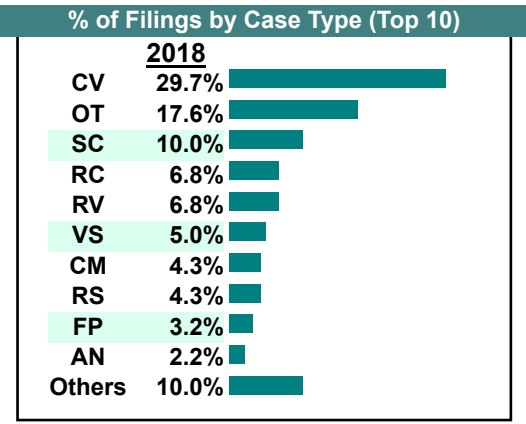
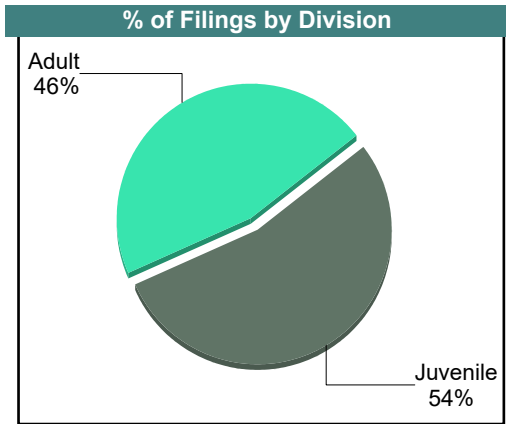



CASELOAD STATISTICS OF THE JUVENILE & DOMESTIC RELATIONS COURTS

May 2018

Lee District: 30

		Filings	Hearings	Transactions	Concluded	Cont
Adult						
Capias	CA	3	10	10	5	5
Felony	CF	6	10	10	1	9
Misdemeanor	CM	12	25	25	7	18
Family Abuse - Prot Order	FP	9	20	20	10	10
Other	OT	49	64	64	23	41
Remand Support	RS	12	12	12	12	-
Show Cause	SC	24	66	66	18	48
Civil Support	VS	14	23	23	8	15
Adult Total		129	230	230	84	146
Juvenile						
Abuse or Neglect	AN	6	34	34	15	19
Custody Relief	CR	3	3	3	0	3
Child in Need of Services	CS	1	2	2	0	2
Custody Visitation	CV	83	162	162	48	114
Felony	DF	0	6	6	4	2
Misdemeanor	DM	5	16	16	5	11
Initial Foster Care	IF	2	2	2	2	-
Remand Custody	RC	19	19	19	19	-
Remand Visitation	RV	19	19	19	19	-
Show Cause	SC	4	8	8	3	5
Status	ST	4	10	10	2	8
Traffic	T	2	2	2	1	1
Term Parental Rights	TP	1	1	1	1	-
Truancy	TR	1	11	11	3	8
Juvenile Total		150	295	295	122	173
Lee Totals		279	525	525	206	319

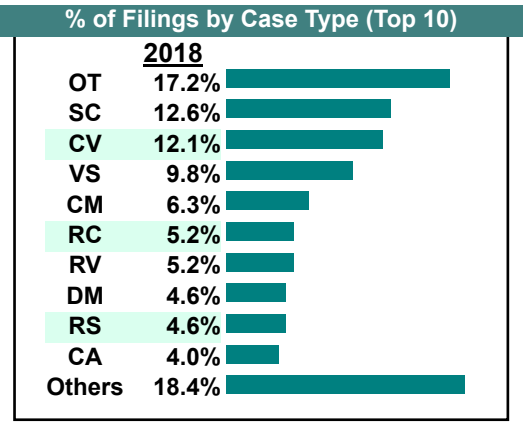
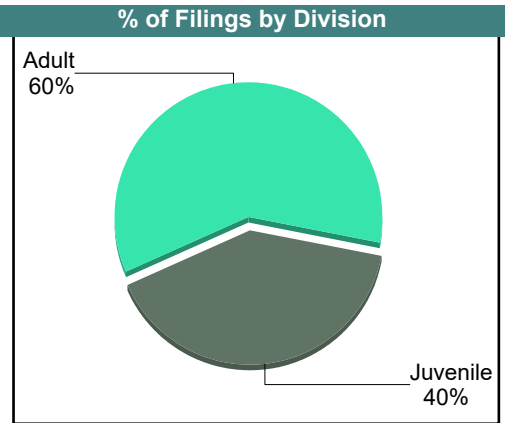



CASELOAD STATISTICS OF THE JUVENILE & DOMESTIC RELATIONS COURTS

April 2018

Lee
District: 30

		<u>Filings</u>	<u>Hearings</u>	<u>Transactions</u>	<u>Concluded</u>	<u>Cont</u>
<u>Adult</u>						
Capias	CA	7	18	18	9	9
Felony	CF	4	13	15	3	12
Misdemeanor	CM	11	32	32	11	21
Family Abuse - Prot Order	FP	5	11	11	4	7
Motion - Prot Order	MP	1	1	1	1	-
Other	OT	30	53	53	23	30
Remand Support	RS	8	8	8	8	-
Show Cause	SC	21	75	75	20	55
SL/Other	SL	0	1	1	1	-
Civil Support	VS	17	33	33	17	16
Adult Total		104	245	247	97	150
<u>Juvenile</u>						
Abuse or Neglect	AN	4	27	27	1	26
Non-Family Abuse Prot Order	AP	0	2	2	2	-
Custody Visitation	CV	21	91	91	41	50
Felony	DF	7	18	18	4	14
Misdemeanor	DM	8	17	17	6	11
Foster Care Review	FC	2	2	2	2	-
Initial Foster Care	IF	1	1	1	1	-
Remand Custody	RC	9	9	9	9	-
Remand Visitation	RV	9	9	9	9	-
Show Cause	SC	1	4	4	2	2
Status	ST	0	5	5	2	3
Traffic	T	7	6	11	9	2
Truancy	TR	1	14	14	5	9
Juvenile Total		70	205	210	93	117
Lee Totals		174	450	457	190	267

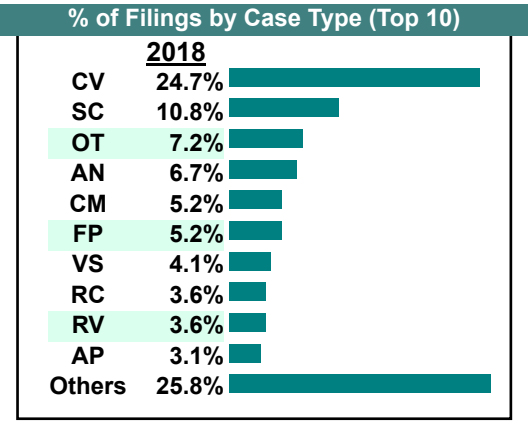
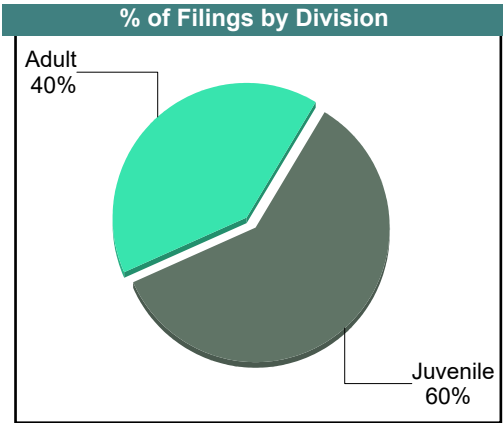
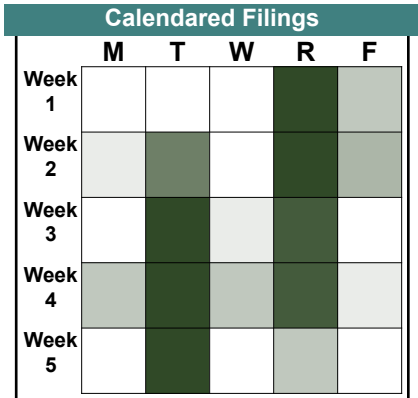


CASELOAD STATISTICS OF THE JUVENILE & DOMESTIC RELATIONS COURTS

March 2018

Lee District: 30

		<u>Filings</u>	<u>Hearings</u>	<u>Transactions</u>	<u>Concluded</u>	<u>Cont</u>
Adult						
Non-Family Abuse Prot Order	AP	3	6	6	3	3
Capias	CA	4	11	11	4	7
Felony	CF	1	5	5	2	3
Misdemeanor	CM	10	33	33	10	23
Family Abuse - Prot Order	FP	10	21	21	9	12
Motion - Prot Order	MP	4	4	4	4	-
Other	OT	14	31	31	6	25
Remand Support	RS	4	4	4	4	-
Show Cause	SC	19	69	69	34	35
SL/Other	SL	1	1	1	0	1
Civil Support	VS	8	16	16	11	5
Adult Total		78	201	201	87	114
Juvenile						
Abuse or Neglect	AN	13	32	32	1	31
Non-Family Abuse Prot Order	AP	3	4	4	1	3
Custody Relief	CR	0	6	6	6	-
Custody Visitation	CV	48	151	151	54	97
Felony	DF	3	3	3	0	3
Misdemeanor	DM	4	7	7	1	6
Foster Care Review	FC	5	5	5	5	-
Initial Foster Care	IF	4	4	4	4	-
Motion - Prot Order	MP	1	1	1	1	-
Permanency	PH	4	4	4	4	-
Remand Custody	RC	7	7	7	7	-
RR	RR	0	2	2	1	1
Remand Visitation	RV	7	7	7	7	-
Show Cause	SC	2	2	2	0	2
Status	ST	5	11	11	0	11
Traffic	T	3	3	4	4	-
Term Parental Rights	TP	4	8	8	4	4
Truancy	TR	3	17	17	0	17
Juvenile Total		116	274	275	100	175
Lee Totals		194	475	476	187	289

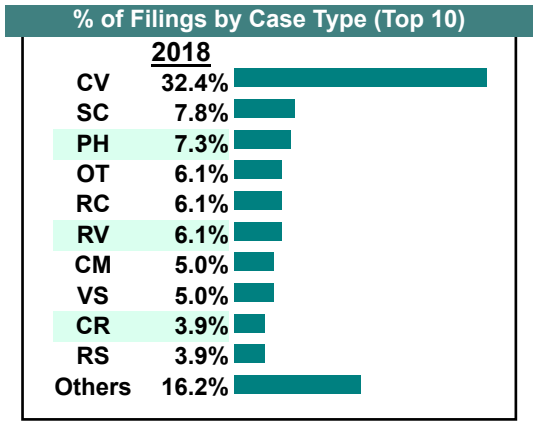
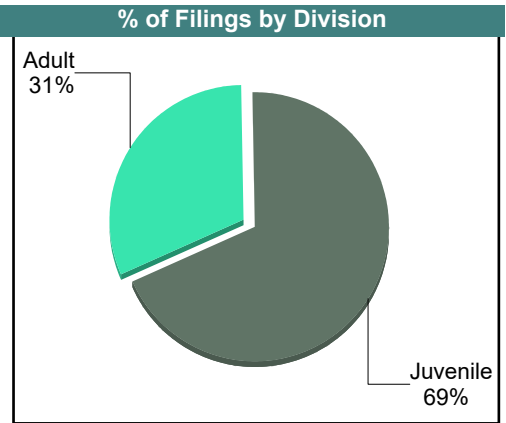



CASELOAD STATISTICS OF THE JUVENILE & DOMESTIC RELATIONS COURTS

February 2018

Lee
District: 30

		<u>Filings</u>	<u>Hearings</u>	<u>Transactions</u>	<u>Concluded</u>	<u>Cont</u>
<u>Adult</u>						
Capias	CA	5	16	16	12	4
Felony	CF	1	9	9	3	6
Misdemeanor	CM	9	26	26	5	21
Family Abuse - Prot Order	FP	2	4	4	2	2
Other	OT	11	21	21	6	15
Remand Support	RS	7	7	7	7	-
Show Cause	SC	12	49	49	22	27
Civil Support	VS	9	29	29	11	18
Adult Total		56	161	161	68	93
<u>Juvenile</u>						
Abuse or Neglect	AN	3	9	9	6	3
Custody Relief	CR	7	7	7	6	1
Child in Need of Services	CS	0	1	1	0	1
Custody Visitation	CV	58	136	136	49	87
Misdemeanor	DM	4	8	8	5	3
Foster Care Review	FC	2	2	2	2	-
Initial Foster Care	IF	4	4	4	4	-
Permanency	PH	13	13	13	11	2
Petition	PT	0	1	1	1	-
Remand Custody	RC	11	11	11	11	-
RR	RR	0	1	1	0	1
Remand Visitation	RV	11	11	11	11	-
Show Cause	SC	2	2	2	0	2
Status	ST	2	5	5	4	1
Traffic	T	4	4	4	2	2
Truancy	TR	2	15	15	4	11
Juvenile Total		123	230	230	116	114
Lee Totals		179	391	391	184	207

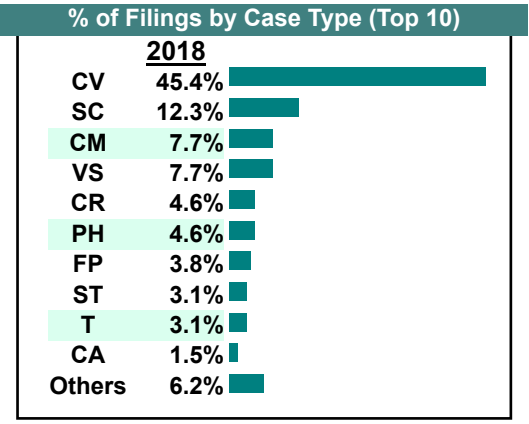
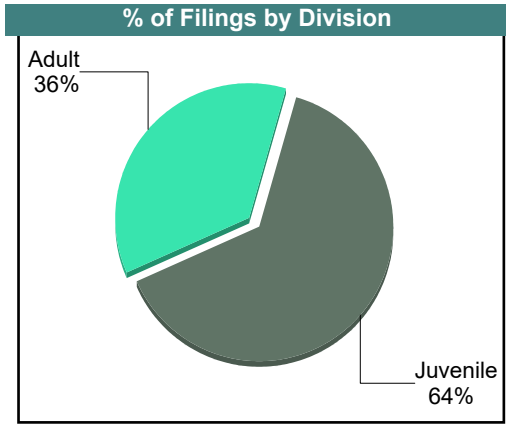
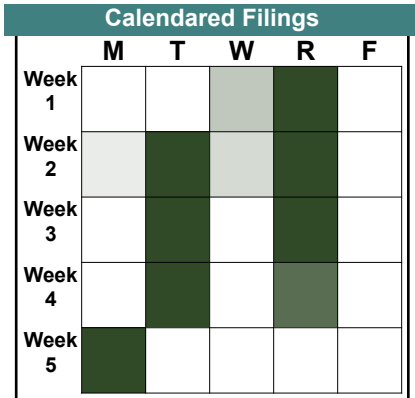


CASELOAD STATISTICS OF THE JUVENILE & DOMESTIC RELATIONS COURTS

January 2018

Lee
District: 30

		<u>Filings</u>	<u>Hearings</u>	<u>Transactions</u>	<u>Concluded</u>	<u>Cont</u>
<u>Adult</u>						
Capias	CA	1	14	14	6	8
Felony	CF	1	7	8	1	7
Misdemeanor	CM	10	41	41	19	22
Family Abuse - Prot Order	FP	5	13	13	6	7
Motion - Prot Order	MP	1	1	1	1	-
Other	OT	2	13	13	3	10
Remand Support	RS	1	1	1	1	-
Show Cause	SC	16	54	54	12	42
Civil Support	VS	10	17	17	4	13
Adult Total		47	161	162	53	109
<u>Juvenile</u>						
Abuse or Neglect	AN	0	8	8	2	6
Non-Family Abuse Prot Order	AP	1	1	1	1	-
Capias	CA	1	2	2	2	-
Custody Relief	CR	6	6	6	1	5
Custody Visitation	CV	59	124	124	51	73
Felony	DF	0	4	4	2	2
Misdemeanor	DM	2	14	14	4	10
Permanency	PH	6	6	6	6	-
RR	RR	0	1	1	0	1
Status	ST	4	6	6	3	3
Traffic	T	4	3	5	2	3
Truancy	TR	0	12	12	0	12
Juvenile Total		83	187	189	74	115
Lee Totals		130	348	351	127	224

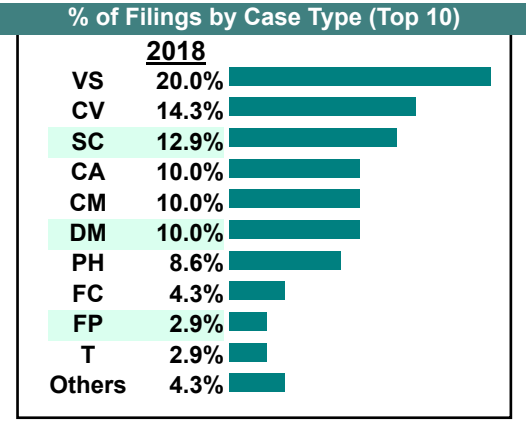
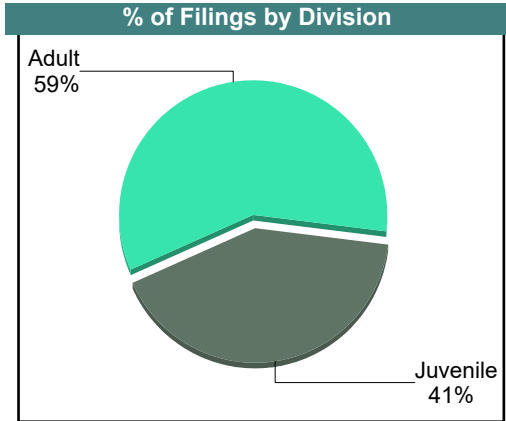
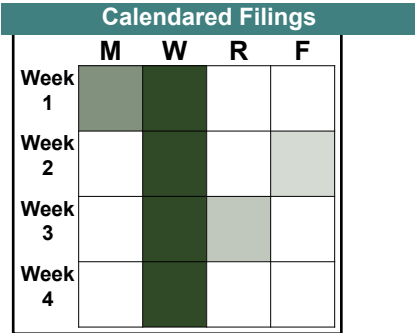


CASELOAD STATISTICS OF THE JUVENILE & DOMESTIC RELATIONS COURTS

December 2018

Scott
District: 30

		<u>Filings</u>	<u>Hearings</u>	<u>Transactions</u>	<u>Concluded</u>	<u>Cont</u>
Adult						
Capias	CA	7	10	10	6	4
Felony	CF	1	18	18	3	15
Misdemeanor	CM	7	44	44	15	29
Family Abuse - Prot Order	FP	2	2	2	2	-
Remand Support	RS	1	1	1	1	-
Show Cause	SC	9	27	27	9	18
Civil Support	VS	14	24	24	8	16
Adult Total		41	126	126	44	82
Juvenile						
Abuse or Neglect	AN	0	10	10	1	9
Child in Need of Services	CS	0	2	2	2	-
Custody Visitation	CV	10	76	76	27	49
Felony	DF	1	10	10	3	7
Misdemeanor	DM	7	18	19	7	12
Entrustment	ET	0	1	1	1	-
Foster Care Review	FC	3	3	3	3	-
Permanency	PH	6	6	6	6	-
Petition	PT	0	1	1	0	1
Status	ST	0	2	2	1	1
Traffic	T	2	2	4	2	2
Term Parental Rights	TP	0	1	1	1	-
Truancy	TR	0	1	1	1	-
Juvenile Total		29	133	136	55	81
Scott Totals		70	259	262	99	163

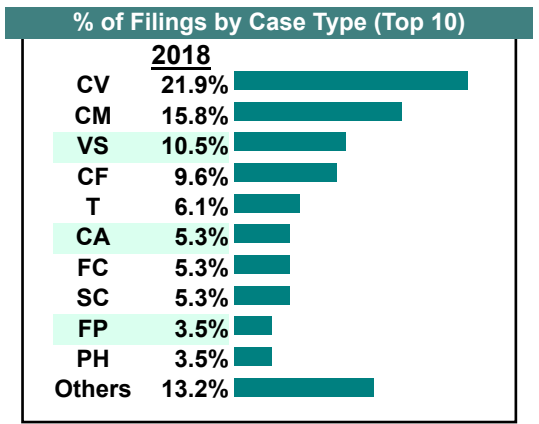
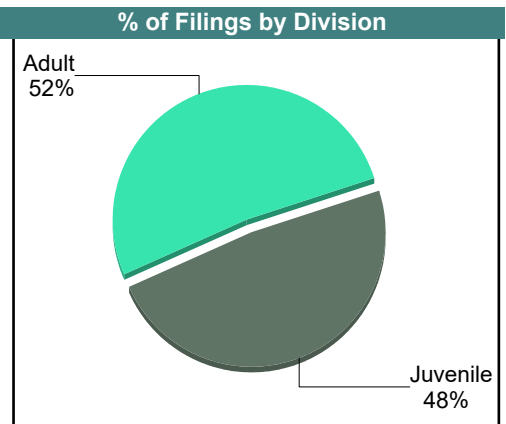



CASELOAD STATISTICS OF THE JUVENILE & DOMESTIC RELATIONS COURTS

November 2018

Scott
District: 30

		<u>Filings</u>	<u>Hearings</u>	<u>Transactions</u>	<u>Concluded</u>	<u>Cont</u>
<u>Adult</u>						
Capias	CA	6	17	17	8	9
Felony	CF	11	21	22	5	17
Misdemeanor	CM	18	57	57	17	40
Family Abuse - Prot Order	FP	4	5	5	4	1
Motion - Prot Order	MP	1	2	2	1	1
Other	OT	0	26	26	12	14
Remand Support	RS	1	1	1	1	-
Show Cause	SC	6	29	29	10	19
Civil Support	VS	12	16	16	5	11
Adult Total		59	174	175	63	112
<u>Juvenile</u>						
Abuse or Neglect	AN	3	16	16	4	12
Child in Need of Services	CS	0	1	1	0	1
Custody Visitation	CV	25	94	94	47	47
Felony	DF	1	2	2	0	2
Misdemeanor	DM	3	15	18	5	13
Foster Care Review	FC	6	6	6	6	-
Initial Foster Care	IF	3	6	6	3	3
Permanency	PH	4	4	4	4	-
Remand Custody	RC	1	1	1	1	-
Status	ST	2	10	10	1	9
Traffic	T	7	15	19	13	6
Term Parental Rights	TP	0	1	1	0	1
Truancy	TR	0	1	1	1	-
Juvenile Total		55	172	179	85	94
Scott Totals		114	346	354	148	206

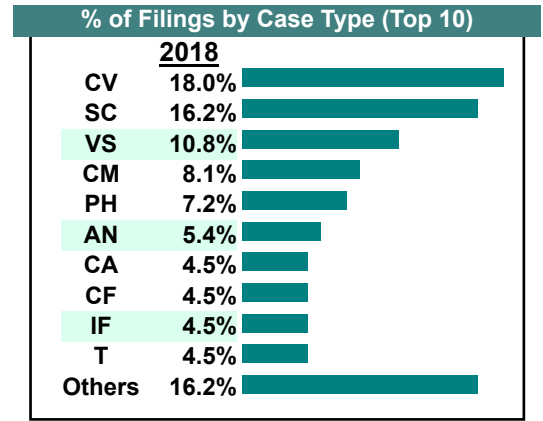
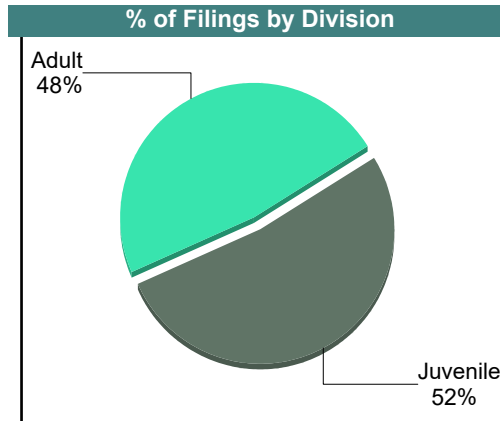



CASELOAD STATISTICS OF THE JUVENILE & DOMESTIC RELATIONS COURTS

October 2018

Scott
District: 30

		<u>Filings</u>	<u>Hearings</u>	<u>Transactions</u>	<u>Concluded</u>	<u>Cont</u>
<u>Adult</u>						
Capias	CA	5	6	6	2	4
Felony	CF	5	18	18	5	13
Misdemeanor	CM	9	55	55	15	40
Family Abuse - Prot Order	FP	2	3	3	3	-
Motion - Prot Order	MP	1	1	1	1	-
Other	OT	1	11	11	1	10
Remand Support	RS	2	2	2	2	-
Show Cause	SC	16	41	41	13	28
Civil Support	VS	12	16	16	7	9
Adult Total		53	153	153	49	104
<u>Juvenile</u>						
Abuse or Neglect	AN	6	16	16	4	12
Child in Need of Services	CS	1	2	2	1	1
Custody Visitation	CV	20	71	71	31	40
Felony	DF	1	8	8	4	4
Misdemeanor	DM	3	14	14	6	8
Entrustment	ET	1	1	1	0	1
Foster Care Review	FC	2	2	2	2	-
Initial Foster Care	IF	5	5	5	5	-
Permanency	PH	8	8	8	8	-
Petition	PT	1	1	1	0	1
Show Cause	SC	2	6	6	3	3
Status	ST	2	6	6	0	6
Traffic	T	5	3	6	3	3
Term Parental Rights	TP	0	1	1	0	1
Truancy	TR	1	3	3	0	3
Juvenile Total		58	147	150	67	83
Scott Totals		111	300	303	116	187

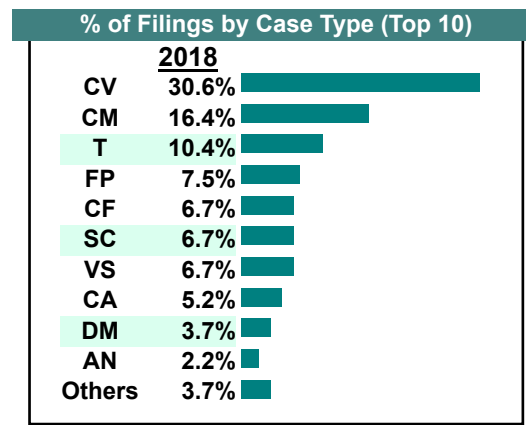
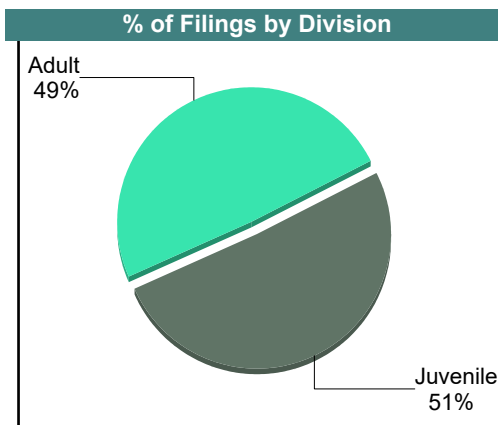
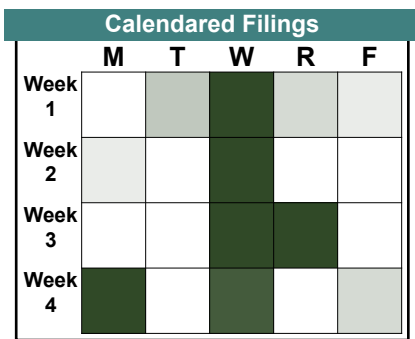


CASELOAD STATISTICS OF THE JUVENILE & DOMESTIC RELATIONS COURTS

September 2018

Scott
District: 30

		<u>Filings</u>	<u>Hearings</u>	<u>Transactions</u>	<u>Concluded</u>	<u>Cont</u>
<u>Adult</u>						
Capias	CA	6	11	11	4	7
Felony	CF	9	16	16	5	11
Misdemeanor	CM	22	58	58	4	54
Family Abuse - Prot Order	FP	10	12	12	10	2
Motion - Prot Order	MP	2	2	2	2	-
Other	OT	0	29	29	12	17
Show Cause	SC	8	43	43	13	30
Civil Support	VS	9	25	25	9	16
Adult Total		66	196	196	59	137
<u>Juvenile</u>						
Abuse or Neglect	AN	3	11	11	1	10
Capias	CA	1	1	1	1	-
Custody Visitation	CV	41	84	84	22	62
Felony	DF	0	8	8	0	8
Misdemeanor	DM	5	16	16	3	13
Initial Foster Care	IF	2	2	2	2	-
Petition	PT	1	1	1	0	1
Show Cause	SC	1	1	1	0	1
Status	ST	0	5	5	1	4
Traffic	T	14	16	22	12	10
Truancy	TR	0	1	1	0	1
Juvenile Total		68	146	152	42	110
Scott Totals		134	342	348	101	247

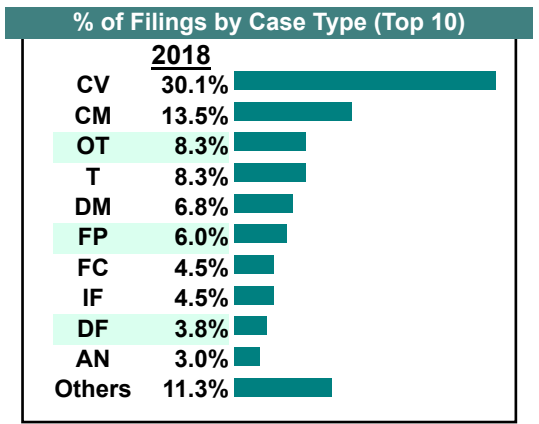
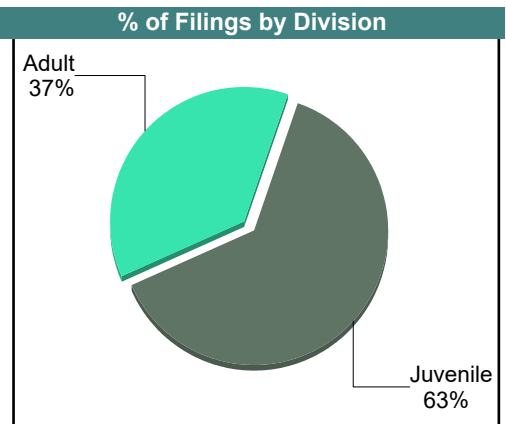



CASELOAD STATISTICS OF THE JUVENILE & DOMESTIC RELATIONS COURTS

August 2018

Scott
District: 30

		<u>Filings</u>	<u>Hearings</u>	<u>Transactions</u>	<u>Concluded</u>	<u>Cont</u>
<u>Adult</u>						
Capias	CA	2	6	6	4	2
Felony	CF	3	21	28	16	12
Misdemeanor	CM	18	58	58	18	40
Family Abuse - Prot Order	FP	8	9	9	9	-
Motion - Prot Order	MP	1	1	1	1	-
Other	OT	11	13	13	0	13
Remand Support	RS	1	1	1	1	-
Show Cause	SC	3	16	16	9	7
Civil Support	VS	2	9	9	7	2
Adult Total		49	134	141	65	76
<u>Juvenile</u>						
Abuse or Neglect	AN	4	16	16	6	10
Child in Need of Services	CS	0	2	2	0	2
Custody Visitation	CV	40	131	131	57	74
Felony	DF	5	16	16	6	10
Misdemeanor	DM	9	24	25	8	17
Foster Care Review	FC	6	9	9	6	3
Initial Foster Care	IF	6	6	6	6	-
Permanency	PH	1	1	1	1	-
Show Cause	SC	0	1	1	1	-
Status	ST	1	2	2	0	2
Traffic	T	11	11	12	11	1
Term Parental Rights	TP	0	6	6	2	4
Voluntary Continuing Services Agreement	VA	1	1	1	1	-
Juvenile Total		84	226	228	105	123
Scott Totals		133	360	369	170	199



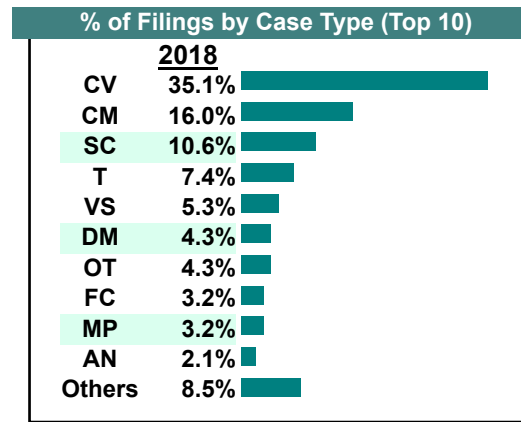
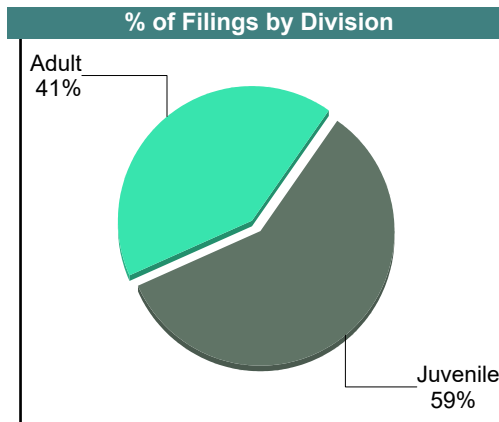
CASELOAD STATISTICS OF THE JUVENILE & DOMESTIC RELATIONS COURTS

July 2018

Scott
District: 30

		<u>Filings</u>	<u>Hearings</u>	<u>Transactions</u>	<u>Concluded</u>	<u>Cont</u>
<u>Adult</u>						
Capias	CA	0	2	2	1	1
Felony	CF	0	4	4	0	4
Misdemeanor	CM	15	29	29	5	24
Family Abuse - Prot Order	FP	1	1	1	1	-
Motion - Prot Order	MP	2	2	2	2	-
Other	OT	4	5	5	0	5
Remand Support	RS	2	2	2	2	-
Show Cause	SC	10	25	25	6	19
Civil Support	VS	5	12	12	6	6
Adult Total		39	82	82	23	59
<u>Juvenile</u>						
Abuse or Neglect	AN	2	4	4	1	3
Child in Need of Services	CS	0	1	1	0	1
Custody Visitation	CV	33	101	101	44	57
Felony	DF	0	1	1	0	1
Misdemeanor	DM	4	8	8	3	5
Entrustment	ET	1	1	1	1	-
Foster Care Review	FC	3	3	3	3	-
Initial Foster Care	IF	2	2	2	2	-
Motion - Prot Order	MP	1	1	1	1	-
Permanency	PH	1	1	1	1	-
Status	ST	1	2	2	0	2
Traffic	T	7	5	10	6	4
Term Parental Rights	TP	0	2	2	1	1
Juvenile Total		55	132	137	63	74
Scott Totals		94	214	219	86	133

Calendared Filings					
	M	T	W	R	F
Week 1	■			■	
Week 2		■			
Week 3	■		■	■	
Week 4	■		■		■
Week 5	■	■			



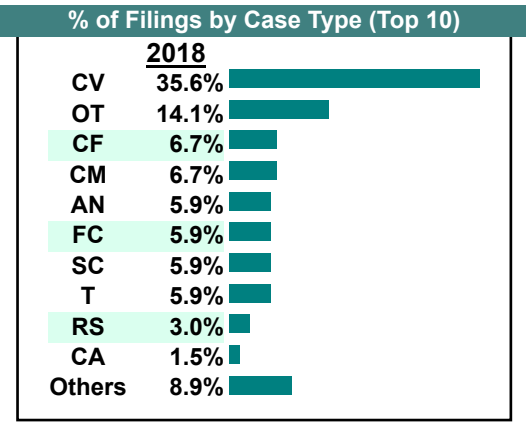
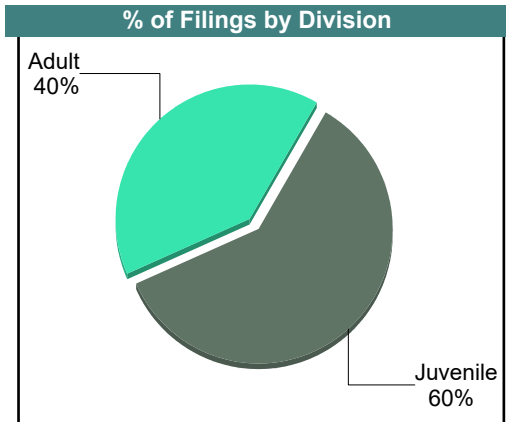
CASELOAD STATISTICS OF THE JUVENILE & DOMESTIC RELATIONS COURTS

June 2018

Scott
District: 30

		<u>Filings</u>	<u>Hearings</u>	<u>Transactions</u>	<u>Concluded</u>	<u>Cont</u>
Adult						
Capias	CA	2	6	6	3	3
Felony	CF	9	20	24	4	20
Misdemeanor	CM	9	42	42	13	29
Family Abuse - Prot Order	FP	1	2	2	1	1
Other	OT	19	31	31	7	24
Remand Support	RS	4	4	4	4	-
Show Cause	SC	8	32	32	8	24
Civil Support	VS	2	17	17	6	11
Adult Total		54	154	158	46	112
Juvenile						
Abuse or Neglect	AN	8	18	18	4	14
Child in Need of Services	CS	0	2	2	0	2
Custody Visitation	CV	48	117	117	43	74
Felony	DF	0	6	6	0	6
Misdemeanor	DM	2	10	11	3	8
Foster Care Review	FC	8	8	8	8	-
Initial Foster Care	IF	1	1	1	1	-
Permanency	PH	2	2	2	2	-
Petition	PT	1	1	1	1	-
Show Cause	SC	0	1	1	0	1
Status	ST	1	6	6	2	4
Traffic	T	8	10	13	7	6
Term Parental Rights	TP	2	10	10	8	2
Truancy	TR	0	1	1	0	1
Juvenile Total		81	193	197	79	118
Scott Totals		135	347	355	125	230

Calendared Filings				
	M	T	W	F
Week 1				
Week 2				
Week 3				
Week 4				
Week 5				

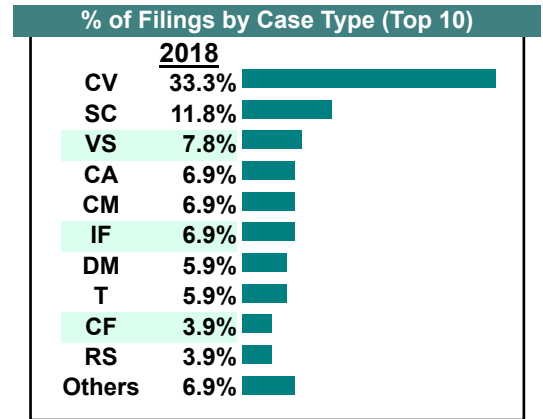
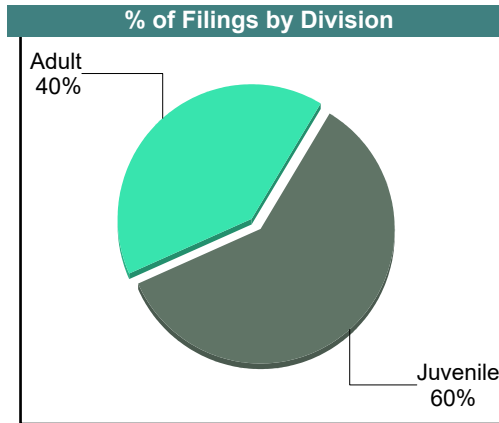



CASELOAD STATISTICS OF THE JUVENILE & DOMESTIC RELATIONS COURTS

May 2018

Scott
District: 30

		<u>Filings</u>	<u>Hearings</u>	<u>Transactions</u>	<u>Concluded</u>	<u>Cont</u>
<u>Adult</u>						
Capias	CA	7	13	13	9	4
Felony	CF	4	22	24	11	13
Misdemeanor	CM	7	28	28	4	24
Family Abuse - Prot Order	FP	1	2	2	2	-
Remand Support	RS	4	4	4	4	-
Show Cause	SC	10	36	36	14	22
Civil Support	VS	8	18	18	7	11
Adult Total		41	123	125	51	74
<u>Juvenile</u>						
Abuse or Neglect	AN	1	8	8	7	1
Child in Need of Services	CS	1	1	1	0	1
Custody Visitation	CV	34	71	71	36	35
Felony	DF	0	23	23	9	14
Misdemeanor	DM	6	13	15	5	10
Foster Care Review	FC	2	2	2	2	-
Initial Foster Care	IF	7	7	7	7	-
Permanency	PH	0	5	5	5	-
Show Cause	SC	2	3	3	2	1
Status	ST	0	3	3	1	2
Traffic	T	6	4	7	4	3
Term Parental Rights	TP	2	12	12	2	10
Juvenile Total		61	152	157	80	77
Scott Totals		102	275	282	131	151

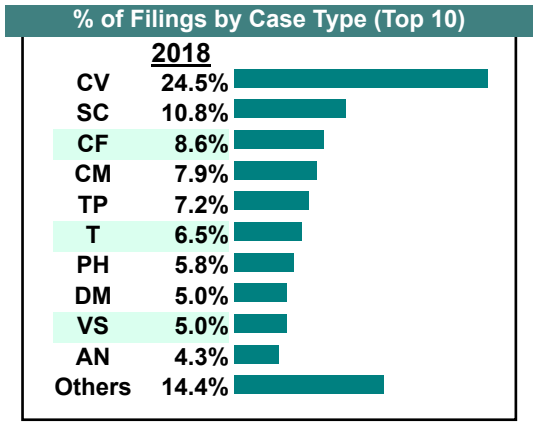
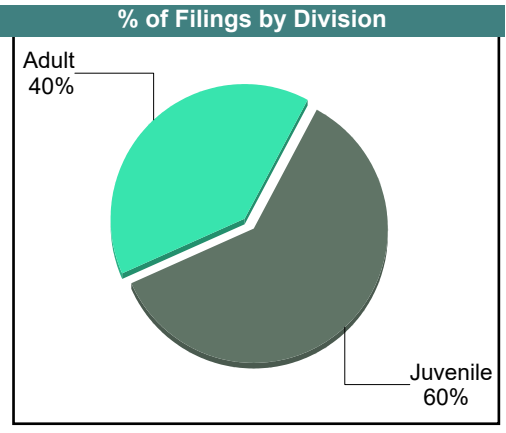
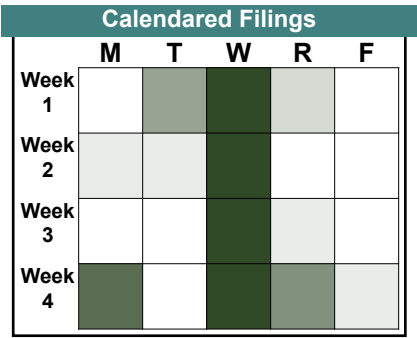


CASELOAD STATISTICS OF THE JUVENILE & DOMESTIC RELATIONS COURTS

April 2018

Scott
District: 30

		<u>Filings</u>	<u>Hearings</u>	<u>Transactions</u>	<u>Concluded</u>	<u>Cont</u>
<u>Adult</u>						
Capias	CA	1	5	5	3	2
Felony	CF	12	32	32	0	32
Misdemeanor	CM	11	45	45	14	31
Family Abuse - Prot Order	FP	5	6	6	3	3
Motion - Prot Order	MP	1	1	1	0	1
Other	OT	2	15	15	3	12
Remand Support	RS	1	1	1	1	-
Show Cause	SC	15	35	35	14	21
Civil Support	VS	7	12	12	2	10
Adult Total		55	152	152	40	112
<u>Juvenile</u>						
Abuse or Neglect	AN	6	15	15	7	8
Capias	CA	1	2	2	1	1
Child in Need of Services	CS	1	1	1	0	1
Custody Visitation	CV	34	88	88	30	58
Felony	DF	0	4	4	2	2
Misdemeanor	DM	7	24	26	12	14
Foster Care Review	FC	3	3	3	3	-
Initial Foster Care	IF	3	3	3	3	-
Permanency	PH	8	8	8	3	5
Status	ST	1	10	10	4	6
Traffic	T	9	8	16	12	4
Term Parental Rights	TP	10	10	10	0	10
Truancy	TR	0	1	1	0	1
Voluntary Continuing Services Agreement	VA	1	1	1	1	-
Juvenile Total		84	178	188	78	110
Scott Totals		139	330	340	118	222

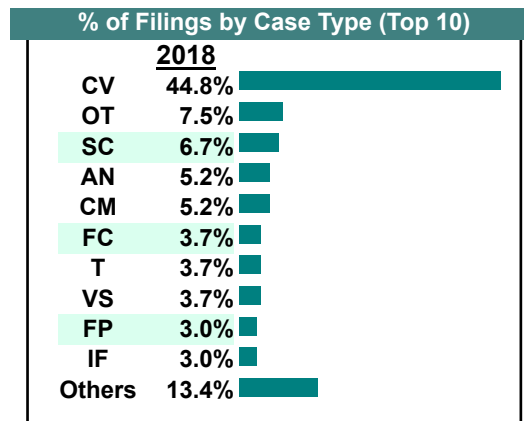
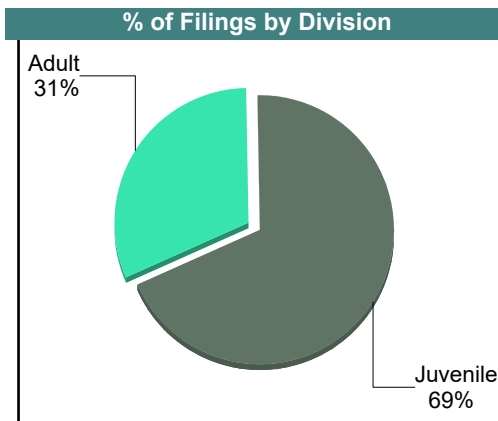



CASELOAD STATISTICS OF THE JUVENILE & DOMESTIC RELATIONS COURTS

March 2018

Scott
District: 30

		<u>Filings</u>	<u>Hearings</u>	<u>Transactions</u>	<u>Concluded</u>	<u>Cont</u>
<u>Adult</u>						
Capias	CA	2	5	5	3	2
Felony	CF	2	9	9	1	8
Misdemeanor	CM	7	23	23	5	18
Family Abuse - Prot Order	FP	4	5	5	5	-
Other	OT	10	12	12	0	12
Remand Support	RS	4	4	4	4	-
Show Cause	SC	8	28	28	6	22
Civil Support	VS	5	15	15	10	5
Adult Total		42	101	101	34	67
<u>Juvenile</u>						
Abuse or Neglect	AN	7	24	24	9	15
Custody Visitation	CV	60	138	138	52	86
Felony	DF	0	18	18	1	17
Misdemeanor	DM	2	10	12	4	8
Emancipation	EP	0	1	1	1	-
Foster Care Review	FC	5	5	5	5	-
Initial Foster Care	IF	4	4	4	4	-
Permanency	PH	3	3	3	3	-
Petition	PT	0	1	1	1	-
Show Cause	SC	1	3	3	1	2
Status	ST	2	8	8	1	7
Traffic	T	5	6	9	5	4
Voluntary Continuing Services Agreement	VA	3	3	3	3	-
Juvenile Total		92	224	229	90	139
Scott Totals		134	325	330	124	206

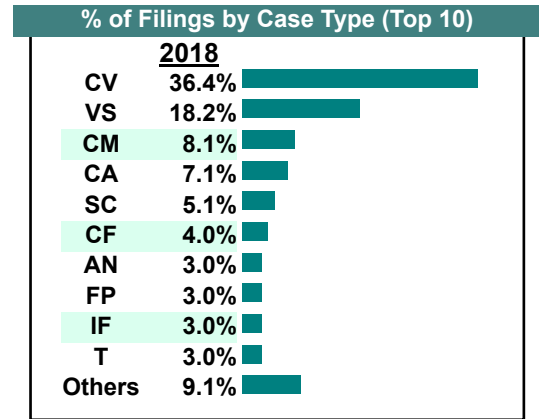
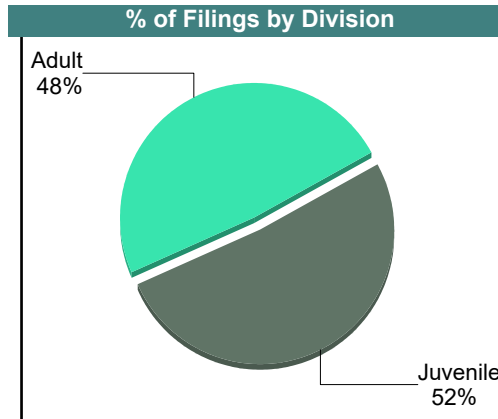
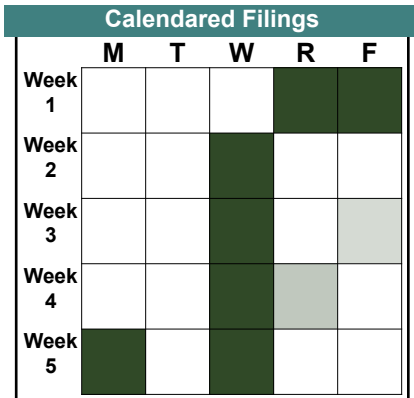


CASELOAD STATISTICS OF THE JUVENILE & DOMESTIC RELATIONS COURTS

February 2018

Scott
District: 30

		<u>Filings</u>	<u>Hearings</u>	<u>Transactions</u>	<u>Concluded</u>	<u>Cont</u>
<u>Adult</u>						
Capias	CA	7	14	14	3	11
Felony	CF	4	11	11	2	9
Misdemeanor	CM	8	52	52	17	35
Family Abuse - Prot Order	FP	3	6	6	1	5
Other	OT	2	4	4	0	4
Show Cause	SC	5	24	24	5	19
SL/Other	SL	1	1	1	1	-
Civil Support	VS	18	29	29	13	16
Adult Total		48	141	141	42	99
<u>Juvenile</u>						
Abuse or Neglect	AN	3	17	17	4	13
Custody Visitation	CV	36	80	80	23	57
Felony	DF	0	22	22	0	22
Misdemeanor	DM	0	8	8	4	4
Emancipation	EP	1	1	1	0	1
Initial Foster Care	IF	3	3	3	3	-
Permanency	PH	2	2	2	2	-
Show Cause	SC	0	2	2	1	1
Status	ST	2	6	6	0	6
Traffic	T	3	4	5	3	2
Truancy	TR	0	1	1	0	1
Voluntary Continuing Services Agreement	VA	1	1	1	1	-
Juvenile Total		51	147	148	41	107
Scott Totals		99	288	289	83	206

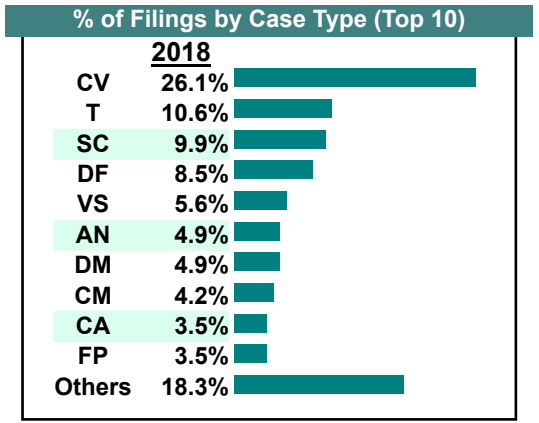
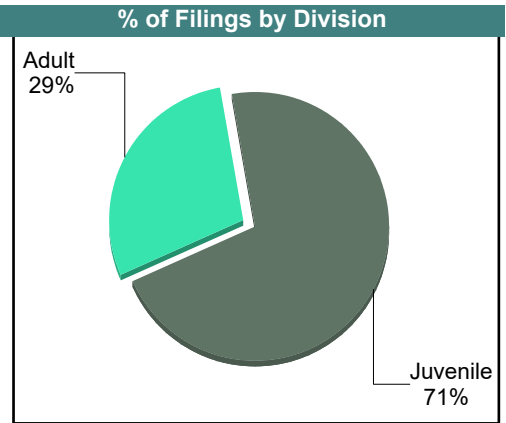



CASELOAD STATISTICS OF THE JUVENILE & DOMESTIC RELATIONS COURTS

January 2018

Scott
District: 30

		<u>Filings</u>	<u>Hearings</u>	<u>Transactions</u>	<u>Concluded</u>	<u>Cont</u>
<u>Adult</u>						
Capias	CA	5	15	15	5	10
Felony	CF	3	25	40	21	19
Misdemeanor	CM	6	39	39	8	31
Family Abuse - Prot Order	FP	5	7	7	6	1
Motion - Prot Order	MP	1	1	1	1	-
Other	OT	0	1	1	0	1
Remand Support	RS	1	1	1	1	-
Show Cause	SC	12	53	53	19	34
Civil Support	VS	8	18	18	8	10
Adult Total		41	160	175	69	106
<u>Juvenile</u>						
Abuse or Neglect	AN	7	24	24	8	16
Custody Visitation	CV	37	97	97	41	56
Felony	DF	12	32	32	9	23
Misdemeanor	DM	7	19	19	8	11
Emancipation	EP	1	1	1	1	-
Entrustment	ET	4	4	4	4	-
Foster Care Review	FC	3	3	3	3	-
Initial Foster Care	IF	1	1	1	1	-
Permanency	PH	5	5	5	5	-
Petition	PT	1	2	2	1	1
Show Cause	SC	2	4	4	3	1
Status	ST	2	6	6	1	5
Traffic	T	15	21	27	19	8
Term Parental Rights	TP	4	8	8	4	4
Truancy	TR	0	1	1	0	1
Juvenile Total		101	228	234	108	126
Scott Totals		142	388	409	177	232

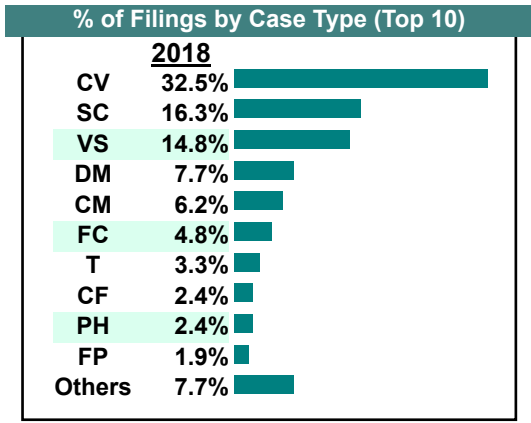
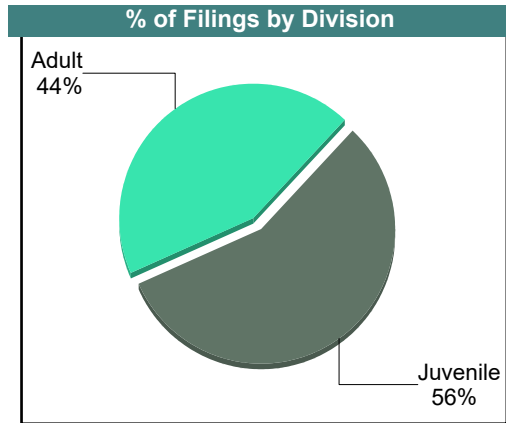
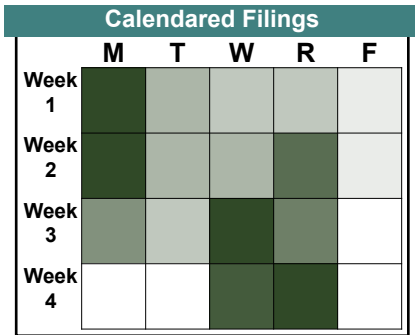


CASELOAD STATISTICS OF THE JUVENILE & DOMESTIC RELATIONS COURTS

December 2018

Wise
District: 30

		<u>Filings</u>	<u>Hearings</u>	<u>Transactions</u>	<u>Concluded</u>	<u>Cont</u>
Adult						
Non-Family Abuse Prot Order	AP	3	6	6	3	3
Capias	CA	0	14	14	5	9
Felony	CF	5	30	30	14	16
Misdemeanor	CM	13	60	60	27	33
Family Abuse - Prot Order	FP	4	10	10	3	7
Other	OT	1	16	16	6	10
Show Cause	SC	32	88	88	29	58
SL/Other	SL	2	2	2	1	1
Civil Support	VS	31	52	52	15	36
Adult Total		91	278	278	103	173
Juvenile						
Abuse or Neglect	AN	2	7	7	1	6
Capias	CA	0	2	2	1	1
Custody Relief	CR	0	1	1	0	1
Child in Need of Services	CS	0	2	2	1	1
Custody Visitation	CV	68	215	215	100	113
Felony	DF	1	18	18	0	18
Misdemeanor	DM	16	75	75	6	69
Foster Care Review	FC	10	10	10	10	-
Permanency	PH	5	5	5	4	1
Remand Custody	RC	2	2	2	2	-
Child at Risk	RI	0	1	1	0	1
Remand Visitation	RV	2	2	2	2	-
Show Cause	SC	2	4	4	2	2
Status	ST	3	26	26	2	24
Traffic	T	7	13	13	5	8
Term Parental Rights	TP	0	2	2	2	-
Truancy	TR	0	2	2	0	2
Juvenile Total		118	387	387	138	247
Wise Totals		209	665	665	241	420

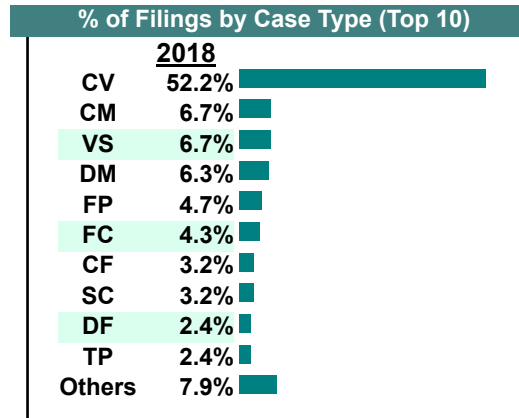
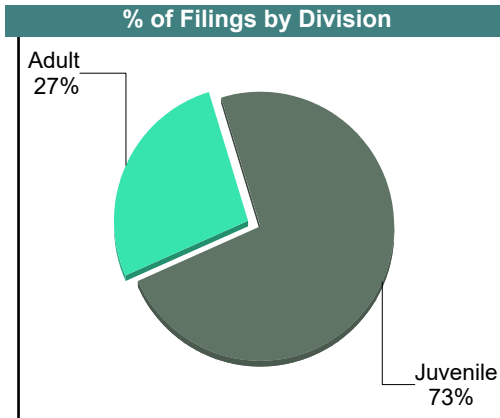
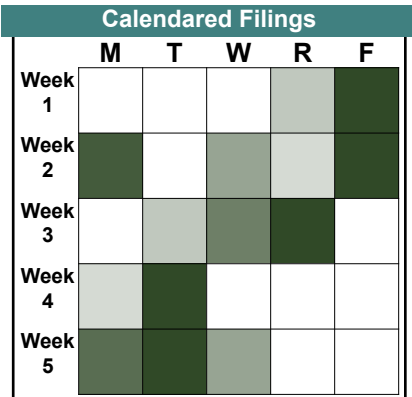


CASELOAD STATISTICS OF THE JUVENILE & DOMESTIC RELATIONS COURTS

November 2018

Wise
District: 30

		<u>Filings</u>	<u>Hearings</u>	<u>Transactions</u>	<u>Concluded</u>	<u>Cont</u>
<u>Adult</u>						
Capias	CA	3	11	11	2	9
Felony	CF	8	35	35	5	30
Misdemeanor	CM	17	68	68	22	46
Family Abuse - Prot Order	FP	12	30	30	12	17
Other	OT	3	23	23	3	20
Show Cause	SC	8	45	45	17	28
SL/Other	SL	0	2	2	1	1
Civil Support	VS	17	37	37	14	23
Adult Total		68	251	251	76	174
<u>Juvenile</u>						
Abuse or Neglect	AN	1	14	14	10	4
Non-Family Abuse Prot Order	AP	0	1	1	1	-
Custody Relief	CR	1	1	1	0	1
Child in Need of Services	CS	0	4	4	0	4
Custody Visitation	CV	132	297	297	133	164
Felony	DF	6	24	24	3	21
Misdemeanor	DM	16	90	90	9	81
Foster Care Review	FC	11	12	12	11	1
Initial Foster Care	IF	5	5	5	5	-
Motion - Prot Order	MP	2	2	2	2	-
Child at Risk	RI	0	4	4	2	2
Status	ST	3	36	36	1	35
Traffic	T	2	7	7	6	1
Term Parental Rights	TP	6	11	11	5	6
Truancy	TR	0	1	1	0	1
Juvenile Total		185	509	509	188	321
Wise Totals		253	760	760	264	495

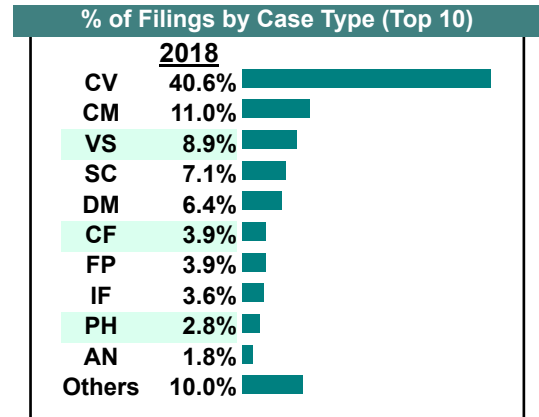
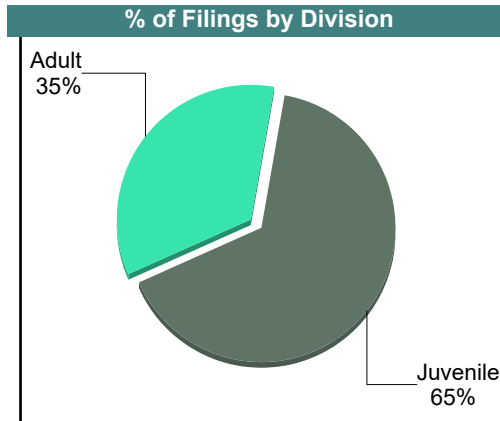



CASELOAD STATISTICS OF THE JUVENILE & DOMESTIC RELATIONS COURTS

October 2018

Wise
District: 30

		<u>Filings</u>	<u>Hearings</u>	<u>Transactions</u>	<u>Concluded</u>	<u>Cont</u>
Adult						
Non-Family Abuse Prot Order	AP	0	1	1	1	-
Capias	CA	3	9	9	4	5
Felony	CF	11	36	36	5	31
Misdemeanor	CM	31	74	74	22	52
Family Abuse - Prot Order	FP	11	19	19	8	11
Other	OT	4	54	54	14	40
Show Cause	SC	11	47	47	17	30
SL/Other	SL	1	2	2	0	2
Civil Support	VS	25	46	46	15	31
Adult Total		97	288	288	86	202
Juvenile						
Abuse or Neglect	AN	5	25	25	11	14
Non-Family Abuse Prot Order	AP	1	1	1	0	1
Capias	CA	1	1	1	0	1
Child in Need of Services	CS	4	10	10	4	6
Custody Visitation	CV	114	249	249	105	144
Felony	DF	3	21	21	2	19
Misdemeanor	DM	18	87	87	17	70
Emancipation	EP	0	1	1	1	-
Foster Care Review	FC	2	2	2	2	-
Initial Foster Care	IF	10	10	10	10	-
Permanency	PH	8	8	8	8	-
Child at Risk	RI	1	2	2	0	2
Show Cause	SC	9	12	12	8	4
Status	ST	5	36	36	5	31
Traffic	T	1	16	16	7	9
Term Parental Rights	TP	0	2	2	0	2
Truancy	TR	2	6	6	1	4
Juvenile Total		184	489	489	181	307
Wise Totals		281	777	777	267	509

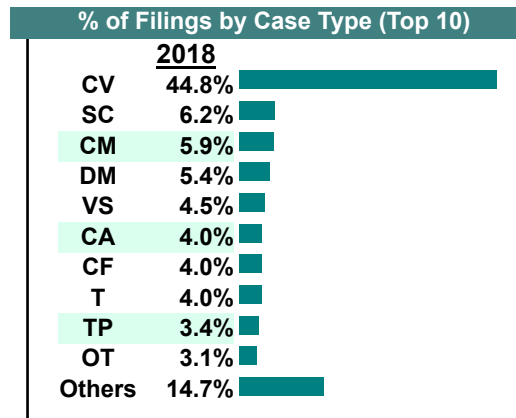
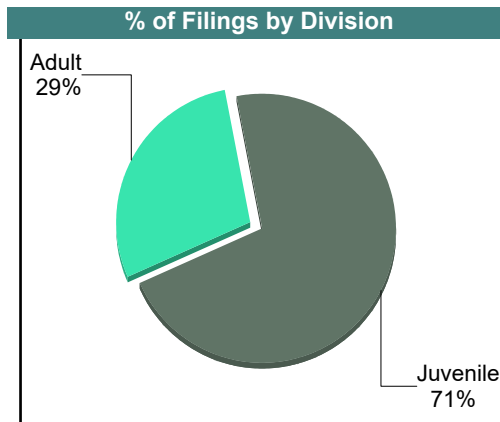
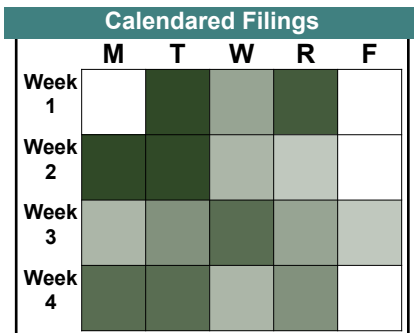


CASELOAD STATISTICS OF THE JUVENILE & DOMESTIC RELATIONS COURTS

September 2018

Wise
District: 30

		<u>Filings</u>	<u>Hearings</u>	<u>Transactions</u>	<u>Concluded</u>	<u>Cont</u>
<u>Adult</u>						
Non-Family Abuse Prot Order	AP	1	1	1	0	1
Capias	CA	14	32	32	17	15
Felony	CF	14	35	35	8	27
Misdemeanor	CM	21	117	117	69	48
Family Abuse - Prot Order	FP	1	7	7	4	3
Motion - Prot Order	MP	1	1	1	1	-
Other	OT	11	59	59	13	46
Show Cause	SC	20	83	83	37	46
SL/Other	SL	2	2	2	1	1
Civil Support	VS	16	33	33	19	14
Adult Total		101	370	370	169	201
<u>Juvenile</u>						
Abuse or Neglect	AN	8	32	32	3	29
Child in Need of Services	CS	0	2	2	0	2
Custody Visitation	CV	158	352	352	171	180
Felony	DF	1	15	15	4	11
Misdemeanor	DM	19	77	77	23	54
Emancipation	EP	1	1	1	1	-
Entrustment	ET	3	5	5	3	2
Foster Care Review	FC	7	9	9	8	1
Initial Foster Care	IF	5	5	5	5	-
Permanency	PH	7	9	9	8	1
Child at Risk	RI	5	8	8	1	7
Show Cause	SC	2	7	7	4	3
Status	ST	7	40	40	8	32
Traffic	T	14	25	26	19	7
Term Parental Rights	TP	12	17	17	12	5
Truancy	TR	2	2	2	0	2
Voluntary Continuing Services Agreement	VA	1	1	1	1	-
Juvenile Total		252	607	608	271	336
Wise Totals		353	977	978	440	537

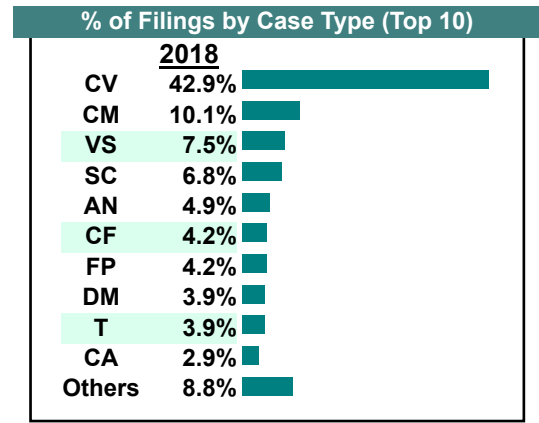
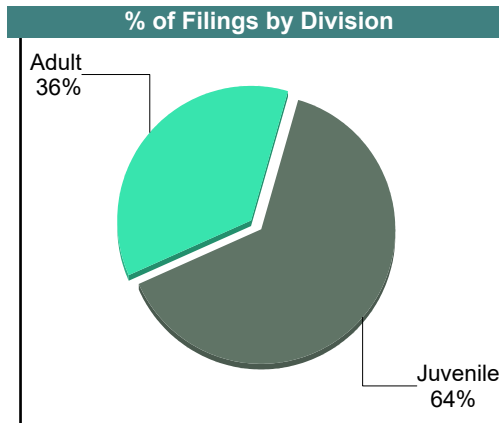



CASELOAD STATISTICS OF THE JUVENILE & DOMESTIC RELATIONS COURTS

August 2018

Wise
District: 30

		<u>Filings</u>	<u>Hearings</u>	<u>Transactions</u>	<u>Concluded</u>	<u>Cont</u>
<u>Adult</u>						
Non-Family Abuse Prot Order	AP	1	2	2	1	1
Capias	CA	9	34	34	9	25
Felony	CF	13	56	56	27	29
Misdemeanor	CM	31	126	126	45	81
Family Abuse - Prot Order	FP	13	22	22	11	10
Other	OT	1	1	1	1	-
Remand Support	RS	0	1	1	1	-
Show Cause	SC	20	97	97	39	58
Civil Support	VS	23	60	60	25	35
Adult Total		111	399	399	159	239
<u>Juvenile</u>						
Abuse or Neglect	AN	15	34	34	10	24
Custody Relief	CR	1	1	1	1	-
Child in Need of Services	CS	0	4	4	2	2
Custody Visitation	CV	132	298	298	111	187
Felony	DF	1	19	19	2	17
Misdemeanor	DM	12	57	57	9	48
Emancipation	EP	1	1	1	0	1
Entrustment	ET	2	2	2	2	-
Foster Care Review	FC	9	9	9	8	1
Initial Foster Care	IF	2	2	2	2	-
Permanency	PH	4	4	4	4	-
Child at Risk	RI	0	2	2	0	2
Show Cause	SC	1	1	1	1	-
Status	ST	4	8	8	2	6
Traffic	T	12	20	20	8	12
Term Parental Rights	TP	1	7	7	6	1
Juvenile Total		197	469	469	168	301
Wise Totals		308	868	868	327	540

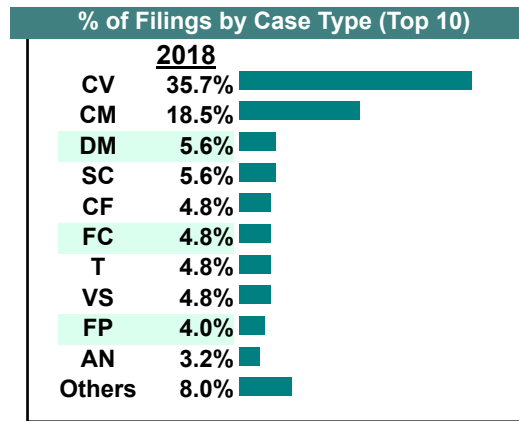
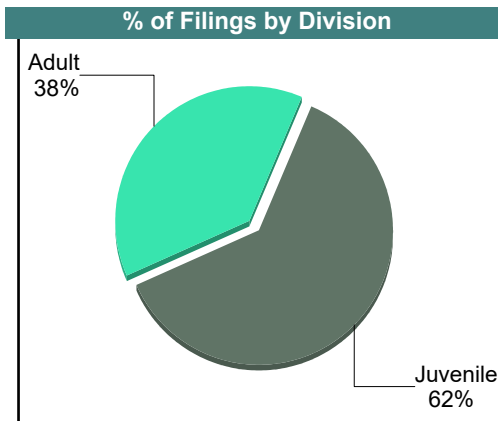



CASELOAD STATISTICS OF THE JUVENILE & DOMESTIC RELATIONS COURTS

July 2018

Wise
District: 30

		<u>Filings</u>	<u>Hearings</u>	<u>Transactions</u>	<u>Concluded</u>	<u>Cont</u>
<u>Adult</u>						
Capias	CA	1	14	14	5	9
Felony	CF	12	22	22	3	19
Misdemeanor	CM	46	99	99	30	69
Family Abuse - Prot Order	FP	10	17	17	9	8
Remand Support	RS	1	1	1	0	1
Show Cause	SC	13	60	60	15	45
Civil Support	VS	12	49	49	23	26
Adult Total		95	262	262	85	177
<u>Juvenile</u>						
Abuse or Neglect	AN	8	26	26	8	18
Child in Need of Services	CS	2	6	6	0	6
Custody Visitation	CV	89	290	290	136	154
Felony	DF	4	31	31	4	27
Misdemeanor	DM	14	107	107	21	86
Foster Care Review	FC	12	12	12	12	-
Initial Foster Care	IF	3	3	3	3	-
Permanency	PH	5	5	5	4	1
Child at Risk	RI	4	4	4	0	4
Show Cause	SC	1	1	1	1	-
Status	ST	0	9	9	1	8
Traffic	T	12	15	15	5	10
Term Parental Rights	TP	0	4	4	4	-
Juvenile Total		154	513	513	199	314
Wise Totals		249	775	775	284	491

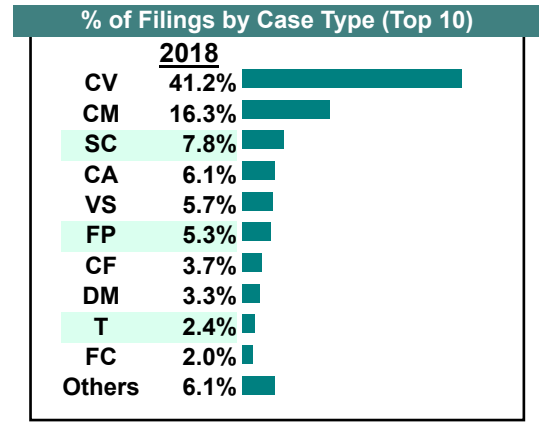
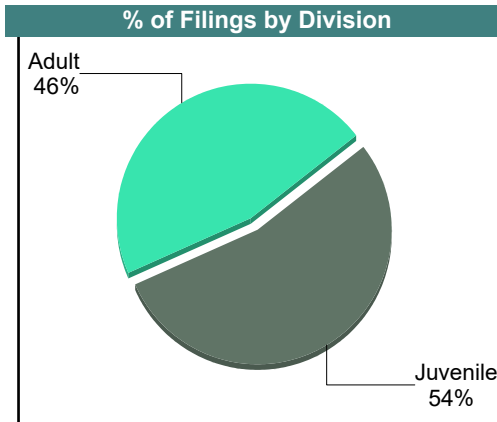



CASELOAD STATISTICS OF THE JUVENILE & DOMESTIC RELATIONS COURTS

June 2018

Wise
District: 30

		<u>Filings</u>	<u>Hearings</u>	<u>Transactions</u>	<u>Concluded</u>	<u>Cont</u>
<u>Adult</u>						
Capias	CA	15	35	35	15	20
Felony	CF	9	39	39	8	31
Misdemeanor	CM	40	114	114	31	83
Family Abuse - Prot Order	FP	13	23	23	14	9
Motion - Prot Order	MP	2	2	2	2	-
Other	OT	0	31	31	0	31
Show Cause	SC	19	81	81	31	50
SL/Other	SL	1	1	1	1	-
Civil Support	VS	14	44	44	15	29
Adult Total		113	370	370	117	253
<u>Juvenile</u>						
Abuse or Neglect	AN	3	10	10	2	8
Child in Need of Services	CS	0	3	3	1	2
Custody Visitation	CV	101	310	310	96	214
Felony	DF	1	11	11	0	11
Misdemeanor	DM	8	73	73	20	53
Entrustment	ET	1	1	1	1	-
Foster Care Review	FC	5	5	5	5	-
Initial Foster Care	IF	1	1	1	1	-
Permanency	PH	4	4	4	4	-
Child at Risk	RI	0	2	2	2	-
Status	ST	0	27	27	4	23
Traffic	T	6	10	10	4	6
Term Parental Rights	TP	2	4	4	2	2
Juvenile Total		132	461	461	142	319
Wise Totals		245	831	831	259	572

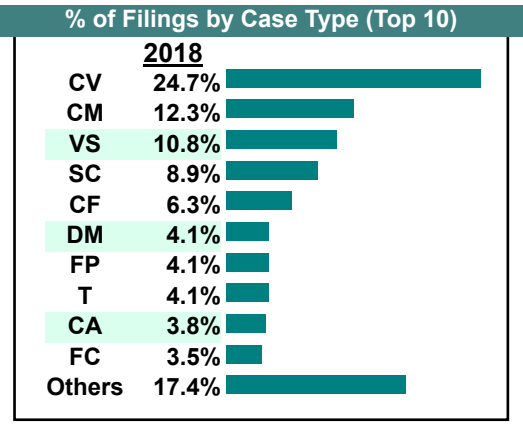
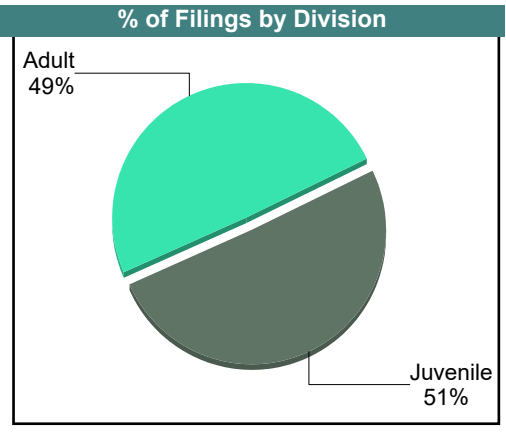



CASELOAD STATISTICS OF THE JUVENILE & DOMESTIC RELATIONS COURTS

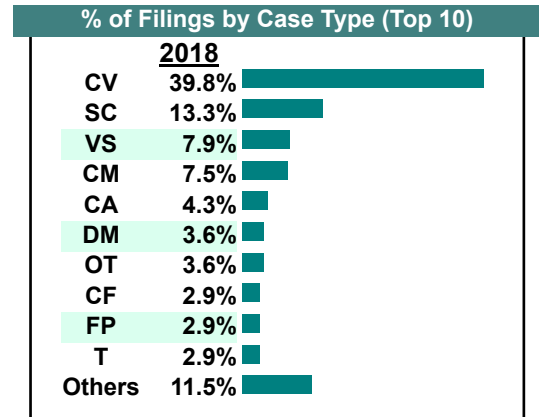
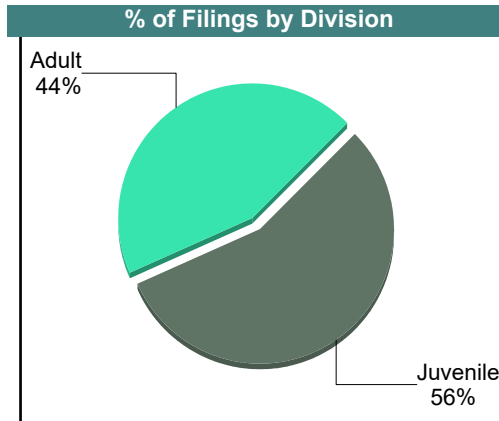
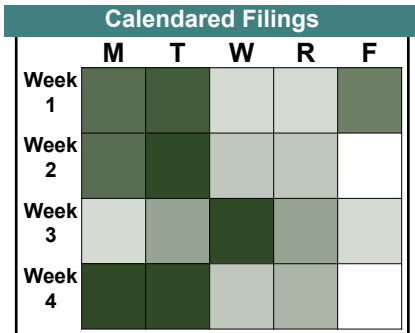
May 2018

Wise
District: 30

		<u>Filings</u>	<u>Hearings</u>	<u>Transactions</u>	<u>Concluded</u>	<u>Cont</u>
<u>Adult</u>						
Capias	CA	12	35	35	13	22
Felony	CF	20	44	44	9	35
Misdemeanor	CM	39	86	86	29	57
Family Abuse - Prot Order	FP	13	25	25	13	12
Motion - Prot Order	MP	1	1	1	1	-
Other	OT	10	38	38	1	37
Show Cause	SC	27	101	101	30	71
Civil Support	VS	34	61	61	24	37
Adult Total		156	391	391	120	271
<u>Juvenile</u>						
Abuse or Neglect	AN	5	20	20	8	12
Custody Relief	CR	2	3	3	2	1
Child in Need of Services	CS	3	4	4	2	2
Custody Visitation	CV	78	255	255	103	151
Felony	DF	3	16	16	4	12
Misdemeanor	DM	13	60	60	16	44
Entrustment	ET	2	2	2	2	-
Foster Care Review	FC	11	11	11	11	-
Initial Foster Care	IF	11	12	12	11	1
Permanency	PH	7	7	7	7	-
Child at Risk	RI	1	1	1	0	1
Show Cause	SC	1	1	1	0	1
Status	ST	2	12	12	3	9
Traffic	T	13	17	18	14	4
Term Parental Rights	TP	8	11	11	3	8
Juvenile Total		160	432	433	186	246
Wise Totals		316	823	824	306	517



		Filings	Hearings	Transactions	Concluded	Cont
Adult						
Non-Family Abuse Prot Order	AP	1	1	1	1	-
Capias	CA	12	32	32	12	20
Felony	CF	8	23	23	7	16
Misdemeanor	CM	21	79	79	26	53
Family Abuse - Prot Order	FP	8	17	17	8	9
Motion - Prot Order	MP	2	3	3	2	1
Other	OT	10	39	39	4	35
Show Cause	SC	37	95	95	21	74
SL/Other	SL	2	2	2	2	-
Civil Support	VS	22	44	44	20	24
Adult Total		123	335	335	103	232
Juvenile						
Abuse or Neglect	AN	4	18	18	2	16
Capias	CA	0	2	2	1	1
Custody Relief	CR	2	2	2	2	-
Child in Need of Services	CS	1	3	3	0	3
Custody Visitation	CV	111	246	246	55	191
Felony	DF	0	39	39	16	23
Misdemeanor	DM	10	81	81	19	62
Entrustment	ET	1	1	1	1	-
Foster Care Review	FC	6	6	6	6	-
Initial Foster Care	IF	5	5	5	5	-
Permanency	PH	3	3	3	3	-
Child at Risk	RI	3	7	7	3	4
Show Cause	SC	0	4	4	0	4
Status	ST	1	20	20	2	18
Traffic	T	8	12	12	8	4
Term Parental Rights	TP	1	8	8	1	7
Juvenile Total		156	457	457	124	333
Wise Totals		279	792	792	227	565

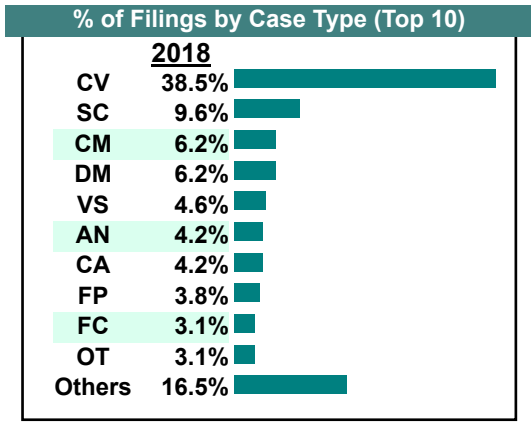
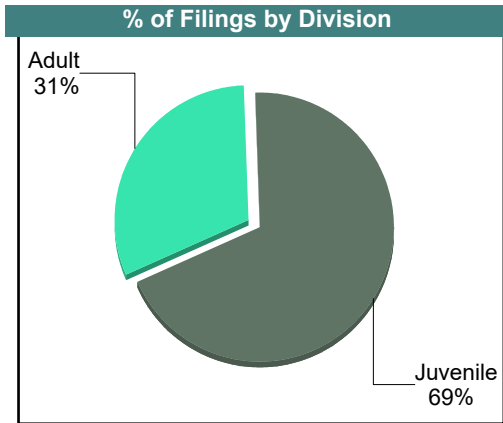



CASELOAD STATISTICS OF THE JUVENILE & DOMESTIC RELATIONS COURTS

March 2018

Wise
District: 30

		<u>Filings</u>	<u>Hearings</u>	<u>Transactions</u>	<u>Concluded</u>	<u>Cont</u>
<u>Adult</u>						
Capias	CA	10	30	30	7	23
Felony	CF	3	28	28	9	19
Misdemeanor	CM	16	85	85	25	60
Family Abuse - Prot Order	FP	10	25	25	10	15
Other	OT	8	57	57	6	51
Show Cause	SC	22	89	89	34	54
Civil Support	VS	12	35	35	16	19
Adult Total		81	349	349	107	241
<u>Juvenile</u>						
Abuse or Neglect	AN	11	27	27	6	21
Capias	CA	1	1	1	0	1
Custody Relief	CR	0	1	1	1	-
Child in Need of Services	CS	0	3	3	2	1
Custody Visitation	CV	100	253	253	88	165
Felony	DF	2	50	50	19	31
Misdemeanor	DM	16	75	75	8	67
Entrustment	ET	6	6	6	6	-
Foster Care Review	FC	8	8	8	6	-
Initial Foster Care	IF	6	6	6	6	-
Permanency	PH	5	5	5	5	-
Child at Risk	RI	0	2	2	1	1
Show Cause	SC	3	7	7	4	3
Status	ST	8	34	34	5	29
Traffic	T	6	10	10	2	8
Term Parental Rights	TP	7	10	10	2	8
Juvenile Total		179	498	498	161	335
Wise Totals		260	847	847	268	576

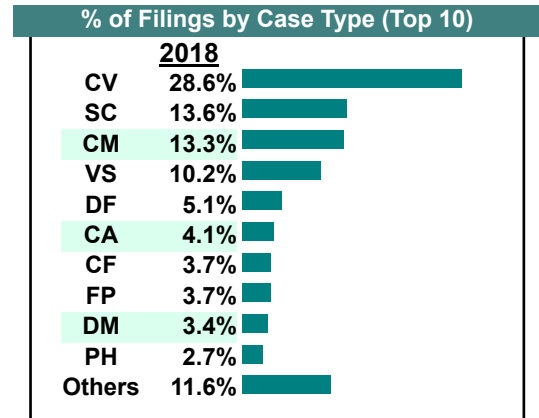
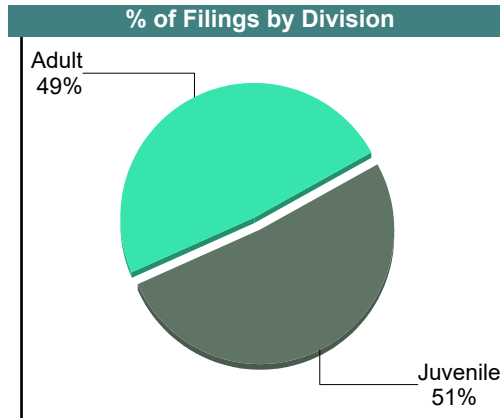
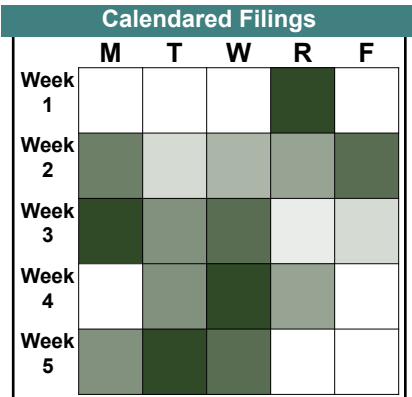


CASELOAD STATISTICS OF THE JUVENILE & DOMESTIC RELATIONS COURTS

February 2018

Wise
District: 30

		<u>Filings</u>	<u>Hearings</u>	<u>Transactions</u>	<u>Concluded</u>	<u>Cont</u>
<u>Adult</u>						
Capias	CA	12	30	30	17	13
Felony	CF	11	39	39	14	25
Misdemeanor	CM	39	109	109	45	64
Family Abuse - Prot Order	FP	11	20	20	9	11
Other	OT	3	53	53	6	47
Violation Fam Abuse PO	PS	0	1	1	1	-
Show Cause	SC	37	112	112	34	78
Civil Support	VS	30	64	64	34	30
Adult Total		143	428	428	160	268
<u>Juvenile</u>						
Abuse or Neglect	AN	6	25	25	10	15
Custody Relief	CR	2	2	2	1	1
Child in Need of Services	CS	0	2	2	2	-
Custody Visitation	CV	84	212	212	91	121
Felony	DF	15	39	39	0	39
Misdemeanor	DM	10	69	69	10	59
Entrustment	ET	1	1	1	1	-
Foster Care Review	FC	5	5	5	5	-
Initial Foster Care	IF	4	4	4	4	-
Permanency	PH	8	8	8	8	-
Child at Risk	RI	2	3	3	0	3
Show Cause	SC	3	4	4	1	3
Status	ST	3	21	21	1	20
Traffic	T	6	13	13	8	5
Term Parental Rights	TP	2	3	3	2	1
Juvenile Total		151	411	411	144	267
Wise Totals		294	839	839	304	535

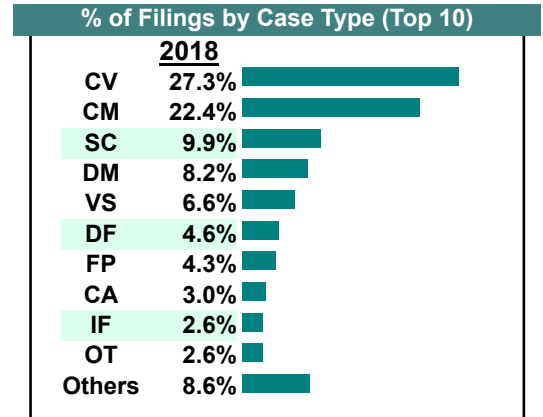
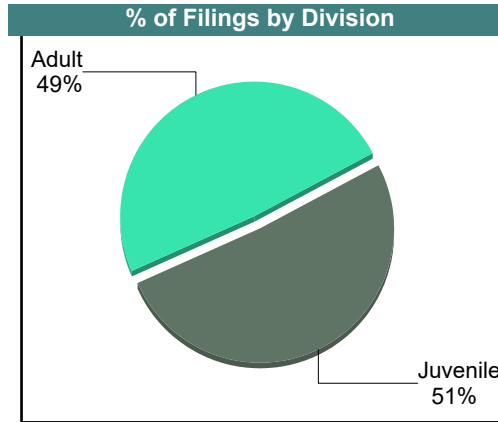



CASELOAD STATISTICS OF THE JUVENILE & DOMESTIC RELATIONS COURTS

January 2018

Wise
District: 30

		<u>Filings</u>	<u>Hearings</u>	<u>Transactions</u>	<u>Concluded</u>	<u>Cont</u>
<u>Adult</u>						
Capias	CA	9	28	28	9	19
Felony	CF	2	34	34	16	18
Misdemeanor	CM	68	199	199	97	102
Family Abuse - Prot Order	FP	13	24	24	12	12
Other	OT	8	60	60	5	55
Show Cause	SC	29	89	89	22	67
Civil Support	VS	20	42	42	14	28
Adult Total		149	476	476	175	301
<u>Juvenile</u>						
Abuse or Neglect	AN	5	13	13	4	9
Custody Relief	CR	0	1	1	1	-
Child in Need of Services	CS	1	2	2	0	2
Custody Visitation	CV	83	235	235	77	158
Felony	DF	14	42	42	2	40
Misdemeanor	DM	25	85	85	11	74
Entrustment	ET	2	2	2	2	-
Foster Care Review	FC	3	4	4	4	-
Initial Foster Care	IF	8	8	8	8	-
Permanency	PH	1	1	1	1	-
Show Cause	SC	1	1	1	1	-
Status	ST	7	32	32	8	24
Traffic	T	5	5	6	4	2
Term Parental Rights	TP	0	5	5	3	2
Juvenile Total		155	436	437	126	311
Wise Totals		304	912	913	301	612



Filings by Court & Division

	<u>Lee</u>		<u>Scott</u>		<u>Wise</u>		<u>Total</u>
A							
Adult Misdemeanor	131	20%	137	21%	382	59%	650
Show Cause	186	33%	110	19%	275	48%	571
Civil Support	153	30%	102	20%	256	50%	511
Other	124	53%	49	21%	59	25%	232
Family Abuse - Prot Ord	58	26%	46	21%	119	53%	223
Adult Felony	37	17%	63	29%	116	54%	216
Capias	61	29%	50	24%	100	47%	211
Remand Support	49	69%	21	30%	1	1%	71
Motion - Prot Order	15	50%	9	30%	6	20%	30
Non-Family Abuse Prot	10	63%	-	0%	6	38%	16
SL/Other	2	18%	1	9%	8	73%	11
Violation Fam Abuse PC	-	0%	-	0%	-	0%	0
Total	826	30%	588	21%	1,328	48%	2,742
J							
Custody Visitation	677	29%	418	18%	1,250	53%	2,345
Delinquency	85	22%	75	19%	228	59%	388
Traffic	52	22%	92	39%	92	39%	236
Abuse or Neglect	51	29%	50	29%	73	42%	174
Foster Care Review	36	22%	41	25%	89	54%	166
Permanency	43	31%	40	29%	57	41%	140
Initial Foster Care	27	22%	37	30%	60	48%	124
Status Offense/Other	33	37%	14	16%	43	48%	90
Remand Custody	69	96%	1	1%	2	3%	72
Remand Visitation	70	97%	-	0%	2	3%	72
Term Parental Rights	9	14%	18	27%	39	59%	66
Show Cause	12	28%	8	19%	23	53%	43
Custody Relief	21	72%	-	0%	8	28%	29
Truancy	24	83%	1	3%	4	14%	29
Entrustment	-	0%	6	25%	18	75%	24
Child at Risk	3	16%	-	0%	16	84%	19
Child in Need of Service	4	22%	3	17%	11	61%	18
Paternity	6	60%	4	40%	-	0%	10
Voluntary Continuing Se	2	22%	6	67%	1	11%	9
Non-Family Abuse Prot	5	83%	-	0%	1	17%	6
Capias	1	20%	2	40%	2	40%	5
Emancipation	-	0%	2	50%	2	50%	4
Motion - Prot Order	1	25%	1	25%	2	50%	4
Family Abuse - Prot Ord	2	100%	-	0%	-	0%	2
Restoration of Parental	-	0%	-	0%	-	0%	0
Total	1,233	30%	819	20%	2,023	50%	4,075
Total	2,059	30%	1,407	21%	3,351	49%	6,817

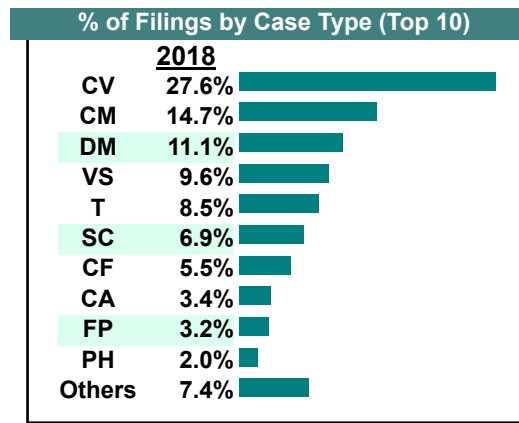
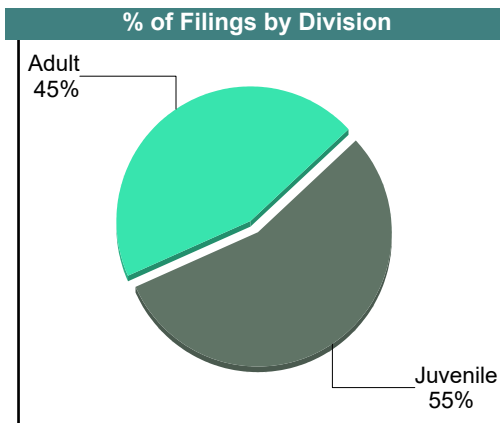
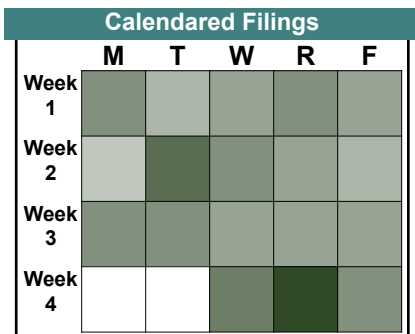
CASELOAD STATISTICS OF THE JUVENILE & DOMESTIC RELATIONS COURTS

Prince William

December 2018

District: 31

		<u>Filings</u>	<u>Hearings</u>	<u>Transactions</u>	<u>Concluded</u>	<u>Cont</u>
<u>Adult</u>						
Non-Family Abuse Prot Order	AP	0	2	2	0	2
Capias	CA	34	162	162	61	101
Felony	CF	55	309	309	67	242
Misdemeanor	CM	147	652	652	209	443
Family Abuse - Prot Order	FP	32	88	88	39	49
Other	OT	0	1	1	0	1
Protective Order	PC	1	1	1	1	-
Remand Support	RS	8	8	8	8	-
Show Cause	SC	69	200	200	71	129
SL/Other	SL	3	4	4	3	1
Civil Support	VS	96	282	282	112	170
Adult Total		445	1,709	1,709	571	1,138
<u>Juvenile</u>						
Abuse or Neglect	AN	10	25	25	3	22
Non-Family Abuse Prot Order	AP	0	1	1	1	-
Child in Need of Services	CS	1	13	13	0	13
Custody Visitation	CV	275	788	788	292	496
Felony	DF	11	184	184	45	139
Misdemeanor	DM	111	364	365	96	269
Foster Care Review	FC	2	3	3	2	1
Initial Foster Care	IF	1	1	1	1	-
Motion - Prot Order	MP	13	15	15	12	3
Permanency	PH	20	22	22	20	2
Petition	PT	3	13	13	6	7
Remand Custody	RC	3	3	3	3	-
Child at Risk	RI	0	8	8	4	4
Remand Visitation	RV	3	3	3	3	-
Status	ST	10	26	26	7	19
Traffic	T	85	93	112	71	41
Term Parental Rights	TP	4	11	11	0	11
Truancy	TR	1	35	35	9	26
Juvenile Total		553	1,608	1,628	575	1,053
Prince William Totals		998	3,317	3,337	1,146	2,191



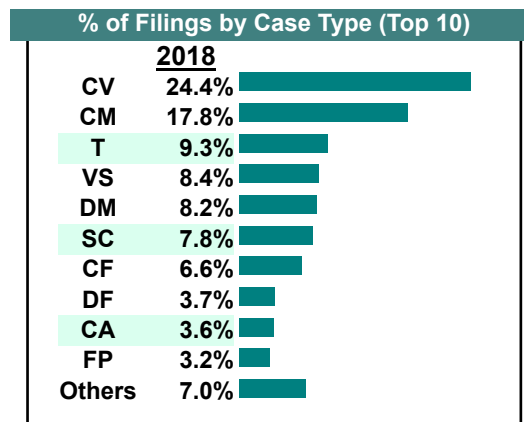
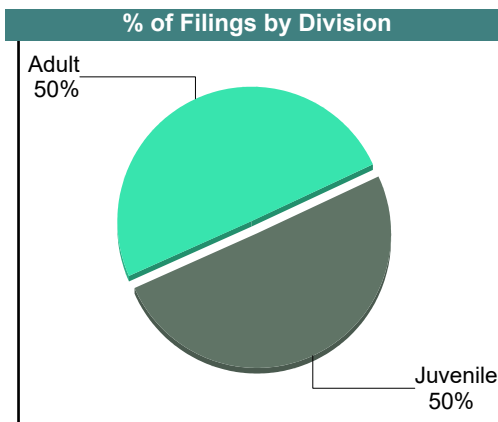

CASELOAD STATISTICS OF THE JUVENILE & DOMESTIC RELATIONS COURTS

Prince William

November 2018

District: 31

		<u>Filings</u>	<u>Hearings</u>	<u>Transactions</u>	<u>Concluded</u>	<u>Cont</u>
<u>Adult</u>						
Non-Family Abuse Prot Order	AP	1	2	2	1	1
Bond Forfeiture	BF	0	1	1	0	1
Capias	CA	42	171	171	61	110
Felony	CF	77	319	320	51	269
Misdemeanor	CM	207	737	737	228	509
Family Abuse - Prot Order	FP	37	93	93	41	52
Motion - Prot Order	MP	2	4	4	2	2
Other	OT	4	4	4	3	1
Violation Fam Abuse PO	PS	1	2	2	0	2
Violation of PO	PV	2	2	2	2	-
Remand Support	RS	10	10	10	10	-
Show Cause	SC	90	249	249	114	135
SL/Other	SL	6	6	6	5	1
Civil Support	VS	97	308	308	131	177
Adult Total		576	1,908	1,909	649	1,260
<u>Juvenile</u>						
Abuse or Neglect	AN	1	9	9	2	7
Non-Family Abuse Prot Order	AP	6	7	7	5	2
Child in Need of Services	CS	3	15	15	0	15
Custody Visitation	CV	283	939	939	395	544
Felony	DF	43	295	295	69	226
Misdemeanor	DM	95	391	391	119	272
Foster Care Review	FC	1	1	1	1	-
Initial Foster Care	IF	3	3	3	2	1
Juv Support	JS	0	2	2	1	1
Motion - Prot Order	MP	7	9	9	7	2
Permanency	PH	2	4	4	2	2
Petition	PT	5	13	13	4	9
Remand Custody	RC	8	8	8	8	-
Child at Risk	RI	0	3	3	3	-
Remand Visitation	RV	8	8	8	8	-
Status	ST	4	37	37	12	25
Traffic	T	108	121	154	113	41
Term Parental Rights	TP	3	5	5	1	4
Truancy	TR	4	34	34	5	29
Juvenile Total		584	1,904	1,937	757	1,180
Prince William Totals		1,160	3,812	3,846	1,406	2,440



CASELOAD STATISTICS OF THE JUVENILE & DOMESTIC RELATIONS COURTS

Prince William

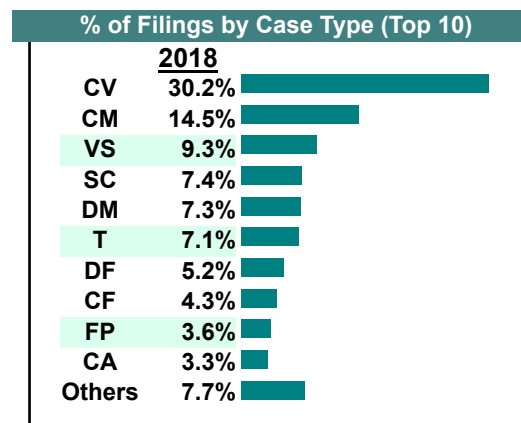
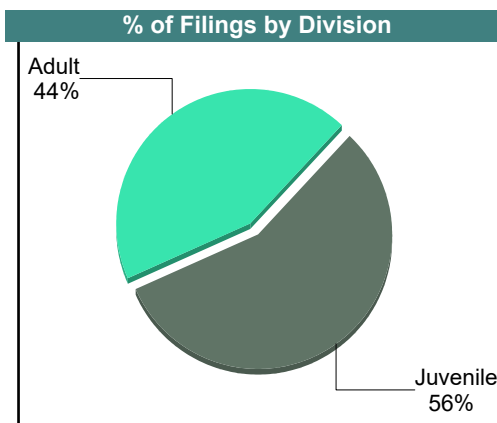
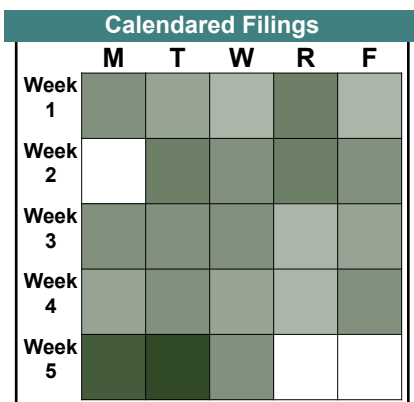
October 2018

District: 31

		<u>Filings</u>	<u>Hearings</u>	<u>Transactions</u>	<u>Concluded</u>	<u>Cont</u>
Adult						
Non-Family Abuse Prot Order	AP	0	1	1	1	-
Bond Forfeiture	BF	0	1	1	1	-
Capias	CA	51	193	193	80	113
Felony	CF	68	416	416	73	343
Misdemeanor	CM	226	868	868	267	601
Family Abuse - Prot Order	FP	57	119	119	53	66
Motion - Prot Order	MP	3	3	3	3	-
Other	OT	1	1	1	1	-
Remand Support	RS	10	11	11	11	-
Show Cause	SC	116	315	315	147	168
SL/Other	SL	4	6	6	3	3
Civil Support	VS	145	382	382	166	216
Adult Total		681	2,316	2,316	806	1,510

Juvenile						
Abuse or Neglect	AN	8	31	31	13	18
Child in Need of Services	CS	1	7	7	0	7
Custody Visitation	CV	473	1,243	1,243	449	794
Felony	DF	82	354	354	61	293
Misdemeanor	DM	114	435	435	143	292
Foster Care Review	FC	9	9	9	9	-
Family Abuse - Prot Order	FP	0	1	1	1	-
Initial Foster Care	IF	5	5	5	5	-
Motion - Prot Order	MP	15	15	15	13	2
Permanency	PH	13	13	13	11	2
Petition	PT	12	20	20	9	11
Remand Custody	RC	11	11	11	11	-
Child at Risk	RI	4	8	8	0	8
Remand Visitation	RV	11	11	11	11	-
Status	ST	8	40	40	17	23
Traffic	T	111	114	145	86	59
Term Parental Rights	TP	3	3	3	3	-
Truancy	TR	1	35	35	2	33
Voluntary Continuing Services Agreement	VA	2	2	2	2	-
Juvenile Total		883	2,357	2,388	846	1,542

Prince William Totals		1,564	4,673	4,704	1,652	3,052
------------------------------	--	--------------	--------------	--------------	--------------	--------------



CASELOAD STATISTICS OF THE JUVENILE & DOMESTIC RELATIONS COURTS

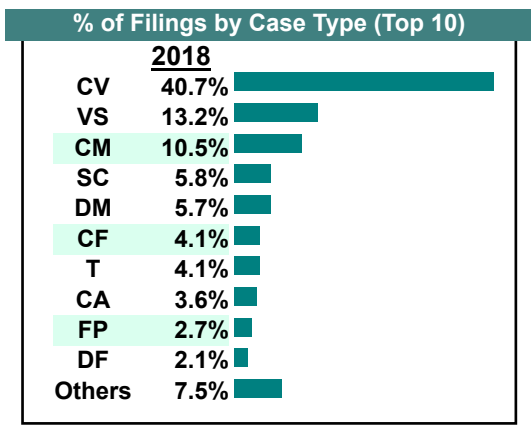
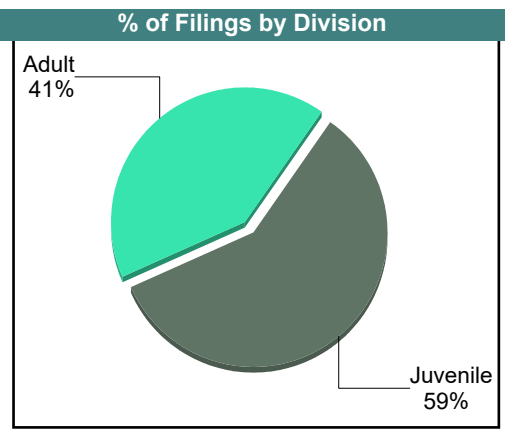
Prince William

September 2018

District: 31

		Filings	Hearings	Transactions	Concluded	Cont
Adult						
Non-Family Abuse Prot Order	AP	2	5	5	2	3
Bond Forfeiture	BF	1	2	2	0	2
Capias	CA	61	195	195	74	121
Felony	CF	70	327	327	90	237
Misdemeanor	CM	180	675	675	205	470
Family Abuse - Prot Order	FP	46	107	107	46	61
Motion - Prot Order	MP	3	3	3	3	-
Other	OT	2	2	2	2	-
Remand Support	RS	17	17	17	17	-
Show Cause	SC	99	295	295	99	196
SL/Other	SL	1	1	1	1	-
Civil Support	VS	225	408	408	170	238
Adult Total		707	2,037	2,037	709	1,328
Juvenile						
Abuse or Neglect	AN	10	31	31	12	19
Non-Family Abuse Prot Order	AP	0	3	3	3	-
Child in Need of Services	CS	1	21	21	2	19
Custody Visitation	CV	695	1,256	1,256	533	723
Felony	DF	36	278	278	50	228
Misdemeanor	DM	98	399	401	131	270
Foster Care Review	FC	8	9	9	8	1
Initial Foster Care	IF	0	2	2	1	1
Motion - Prot Order	MP	19	19	19	19	-
Permanency	PH	2	2	2	2	-
Petition	PT	10	15	15	5	10
Remand Custody	RC	21	21	21	21	-
Remand Visitation	RV	22	22	22	22	-
Status	ST	6	52	52	16	36
Traffic	T	70	89	107	74	33
Term Parental Rights	TP	1	1	1	0	1
Truancy	TR	1	20	20	4	16
Voluntary Continuing Services Agreement	VA	1	1	1	1	-
Juvenile Total		1,001	2,241	2,261	904	1,357
Prince William Totals		1,708	4,278	4,298	1,613	2,685

Calendared Filings					
	M	T	W	R	F
Week 1					
Week 2					
Week 3					
Week 4					



CASELOAD STATISTICS OF THE JUVENILE & DOMESTIC RELATIONS COURTS

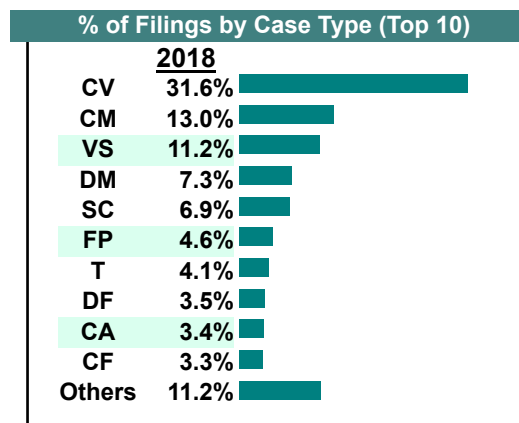
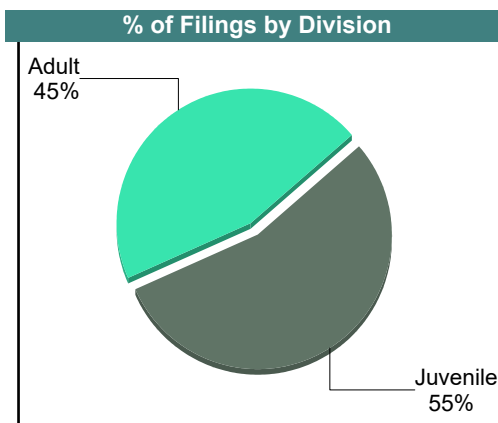

Prince William

August 2018

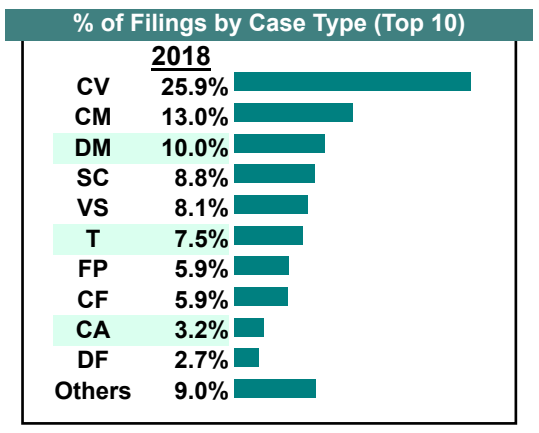
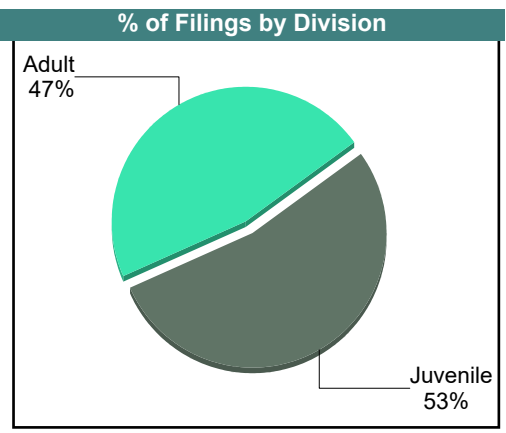

District: 31

		<u>Filings</u>	<u>Hearings</u>	<u>Transactions</u>	<u>Concluded</u>	<u>Cont</u>
<u>Adult</u>						
Non-Family Abuse Prot Order	AP	7	9	9	4	5
Capias	CA	56	204	204	66	138
Felony	CF	55	268	268	57	211
Misdemeanor	CM	216	679	679	167	512
Crim Support	CS	1	1	1	1	-
Family Abuse - Prot Order	FP	77	144	144	72	72
Motion - Prot Order	MP	7	9	9	9	-
Other	OT	5	5	5	5	-
Violation of PO	PV	1	1	1	1	-
Remand Support	RS	21	21	21	21	-
Show Cause	SC	115	320	320	128	192
SL/Other	SL	7	8	8	6	2
Civil Support	VS	186	374	374	159	215
Adult Total		754	2,043	2,043	696	1,347

<u>Juvenile</u>						
Abuse or Neglect	AN	7	23	23	6	17
Non-Family Abuse Prot Order	AP	3	3	3	0	3
Child in Need of Services	CS	2	11	11	1	10
Custody Visitation	CV	526	1,205	1,205	490	715
Felony	DF	58	307	307	51	256
Misdemeanor	DM	121	462	462	164	298
Foster Care Review	FC	6	6	6	6	-
Initial Foster Care	IF	4	5	5	3	2
Motion - Prot Order	MP	14	17	17	17	-
Permanency	PH	14	17	17	17	-
Petition	PT	7	15	15	11	4
Remand Custody	RC	31	31	31	31	-
Child at Risk	RI	0	1	1	1	-
Remand Visitation	RV	31	31	31	31	-
Status	ST	17	77	77	39	38
Traffic	T	69	96	121	92	29
Truancy	TR	1	30	30	5	25
Voluntary Continuing Services Agreement	VA	1	1	1	1	-
Juvenile Total		912	2,338	2,363	966	1,397
Prince William Totals		1,666	4,381	4,406	1,662	2,744



		<u>Filings</u>	<u>Hearings</u>	<u>Transactions</u>	<u>Concluded</u>	<u>Cont</u>
Adult						
Non-Family Abuse Prot Order	AP	0	2	2	2	-
Capias	CA	45	202	202	71	131
Felony	CF	82	341	344	78	266
Misdemeanor	CM	181	769	769	257	512
Family Abuse - Prot Order	FP	83	144	144	78	66
Motion - Prot Order	MP	3	3	3	3	-
Other	OT	2	2	2	2	-
Remand Support	RS	19	21	21	20	1
Show Cause	SC	123	285	285	104	181
SL/Other	SL	1	3	3	3	-
Civil Support	VS	113	293	293	121	172
Adult Total		652	2,065	2,068	739	1,329
Juvenile						
Abuse or Neglect	AN	14	49	49	24	25
Non-Family Abuse Prot Order	AP	1	1	1	1	-
Child in Need of Services	CS	2	5	5	0	5
Custody Visitation	CV	362	985	985	387	598
Felony	DF	37	219	219	45	174
Misdemeanor	DM	139	468	468	133	335
Foster Care Review	FC	3	5	5	5	-
Initial Foster Care	IF	1	1	1	1	-
Juv Support	JS	0	2	2	0	2
Permanency	PH	15	23	23	21	2
Petition	PT	9	12	12	4	8
Remand Custody	RC	22	22	22	22	-
Child at Risk	RI	0	1	1	0	1
Remand Visitation	RV	22	22	22	22	-
Status	ST	8	48	48	18	30
Traffic	T	105	126	154	95	59
Term Parental Rights	TP	0	1	1	1	-
Truancy	TR	1	20	20	4	16
Voluntary Continuing Services Agreement	VA	2	2	2	2	-
Juvenile Total		743	2,012	2,040	785	1,255
Prince William Totals		1,395	4,077	4,108	1,524	2,584



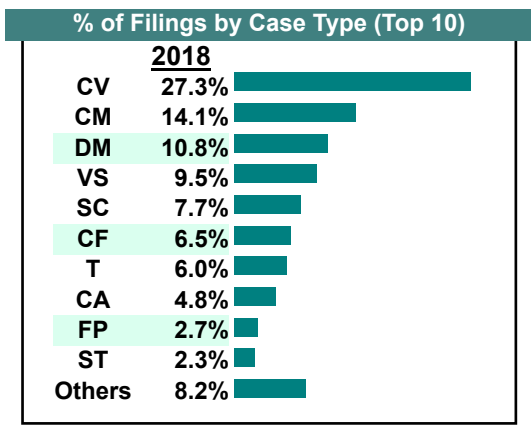
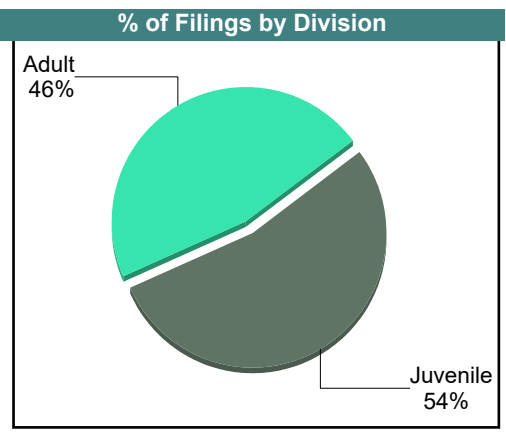

CASELOAD STATISTICS OF THE JUVENILE & DOMESTIC RELATIONS COURTS

Prince William

June 2018

District: 31

		<u>Filings</u>	<u>Hearings</u>	<u>Transactions</u>	<u>Concluded</u>	<u>Cont</u>
Adult						
Non-Family Abuse Prot Order	AP	2	2	2	0	2
Bond Forfeiture	BF	1	2	2	1	1
Capias	CA	71	217	217	75	142
Felony	CF	97	343	343	59	284
Misdemeanor	CM	210	733	733	226	507
Family Abuse - Prot Order	FP	41	108	108	51	57
Motion - Prot Order	MP	3	3	3	3	-
Violation of PO	PV	1	1	1	1	-
Remand Support	RS	6	9	9	6	3
Show Cause	SC	115	325	325	124	201
SL/Other	SL	4	5	5	3	2
Civil Support	VS	142	355	355	156	199
Adult Total		693	2,103	2,103	705	1,398
Juvenile						
Abuse or Neglect	AN	16	49	49	17	32
Non-Family Abuse Prot Order	AP	3	4	4	4	-
Child in Need of Services	CS	3	23	23	6	17
Custody Visitation	CV	407	1,085	1,085	430	655
Felony	DF	27	292	292	55	237
Misdemeanor	DM	161	587	588	191	397
Foster Care Review	FC	8	10	10	9	1
Initial Foster Care	IF	2	6	6	3	3
Motion - Prot Order	MP	3	5	5	5	-
Permanency	PH	17	26	26	17	9
Petition	PT	5	7	7	2	5
Remand Custody	RC	5	5	5	5	-
Child at Risk	RI	0	8	8	2	6
Remand Visitation	RV	5	5	5	5	-
Status	ST	35	102	102	43	59
Traffic	T	90	99	128	95	33
Term Parental Rights	TP	4	11	11	5	6
Truancy	TR	8	49	49	10	39
Juvenile Total		799	2,373	2,403	904	1,499
Prince William Totals		1,492	4,476	4,506	1,609	2,897



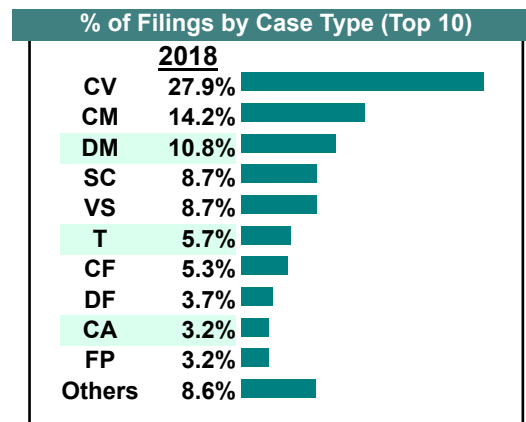
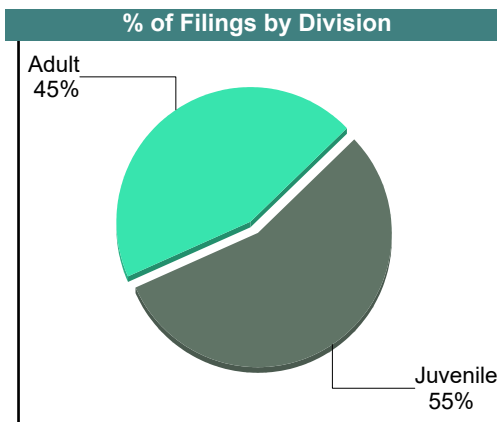

CASELOAD STATISTICS OF THE JUVENILE & DOMESTIC RELATIONS COURTS

Prince William

May 2018

District: 31

		<u>Filings</u>	<u>Hearings</u>	<u>Transactions</u>	<u>Concluded</u>	<u>Cont</u>
Adult						
Bond Forfeiture	BF	1	1	1	0	1
Capias	CA	48	185	185	70	115
Felony	CF	80	341	346	105	241
Misdemeanor	CM	212	658	658	167	491
Family Abuse - Prot Order	FP	48	102	102	41	61
Motion - Prot Order	MP	3	4	4	4	-
Other	OT	3	4	4	3	1
Violation of PO	PV	1	1	1	1	-
Remand Support	RS	5	5	5	4	1
Show Cause	SC	130	298	298	124	174
SL/Other	SL	6	9	9	8	1
Civil Support	VS	130	305	305	131	174
Adult Total		667	1,913	1,918	658	1,260
Juvenile						
Abuse or Neglect	AN	16	37	37	6	31
Non-Family Abuse Prot Order	AP	1	3	3	1	2
Capias	CA	0	1	1	1	-
Child in Need of Services	CS	2	14	14	1	13
Custody Visitation	CV	418	1,069	1,069	453	616
Felony	DF	55	303	303	53	250
Misdemeanor	DM	162	501	501	139	362
Foster Care Review	FC	4	5	5	3	2
Initial Foster Care	IF	4	6	6	3	3
Juv Support	JS	1	1	1	0	1
Motion - Prot Order	MP	6	13	13	13	-
Permanency	PH	6	11	11	6	5
Petition	PT	4	10	10	7	3
Remand Custody	RC	7	7	7	7	-
Child at Risk	RI	1	4	4	0	4
Remand Visitation	RV	7	7	7	7	-
Status	ST	35	89	89	23	66
Traffic	T	85	102	121	79	42
Term Parental Rights	TP	1	1	1	0	1
Truancy	TR	12	40	40	5	35
Voluntary Continuing Services Agreement	VA	3	3	3	3	-
Juvenile Total		830	2,227	2,246	810	1,436
Prince William Totals		1,497	4,140	4,164	1,468	2,696

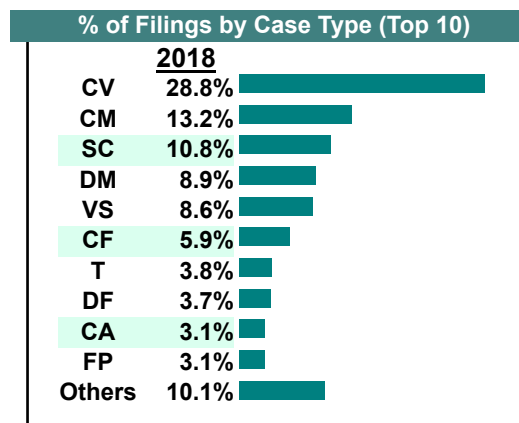
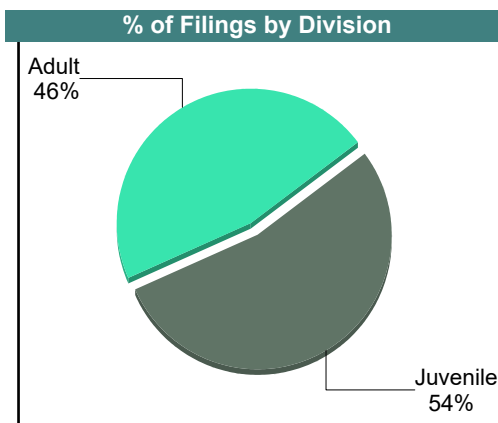



April 2018

		Filings	Hearings	Transactions	Concluded	Cont
Adult						
Bond Forfeiture	BF	1	1	1	1	-
Capias	CA	45	169	169	51	118
Felony	CF	87	365	367	62	305
Misdemeanor	CM	194	671	671	184	487
Family Abuse - Prot Order	FP	45	96	96	29	67
Motion - Prot Order	MP	7	7	7	6	1
Other	OT	3	4	4	4	-
Remand Support	RS	10	11	11	10	1
Show Cause	SC	158	300	300	101	199
SL/Other	SL	3	4	4	4	-
Civil Support	VS	127	334	334	152	182
Adult Total		680	1,962	1,964	604	1,360

Juvenile						
Abuse or Neglect	AN	14	31	31	14	17
Non-Family Abuse Prot Order	AP	2	4	4	3	1
Child in Need of Services	CS	6	15	15	3	12
Custody Visitation	CV	423	1,027	1,027	380	647
Felony	DF	55	279	279	30	249
Misdemeanor	DM	131	418	419	132	287
Emancipation	EP	0	1	1	1	-
Foster Care Review	FC	5	6	6	6	-
Family Abuse - Prot Order	FP	0	1	1	0	1
Initial Foster Care	IF	7	9	9	9	-
Motion - Prot Order	MP	9	24	24	16	8
Permanency	PH	14	22	22	21	1
Petition	PT	2	11	11	6	5
Remand Custody	RC	10	10	10	10	-
Child at Risk	RI	1	3	3	0	3
Remand Visitation	RV	10	10	10	10	-
Status	ST	39	106	106	37	69
Traffic	T	56	72	90	60	30
Term Parental Rights	TP	1	2	2	1	1
Truancy	TR	4	37	37	8	29
Juvenile Total		789	2,088	2,107	747	1,360

Prince William Totals		1,469	4,050	4,071	1,351	2,720
------------------------------	--	--------------	--------------	--------------	--------------	--------------



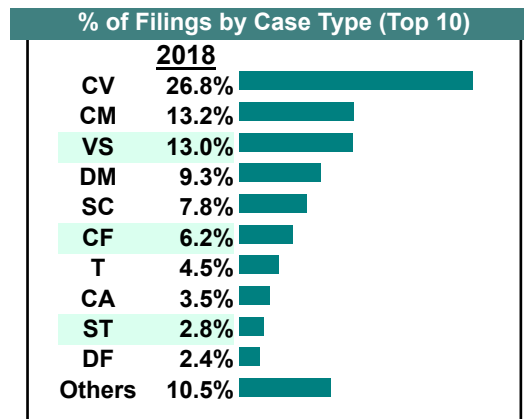
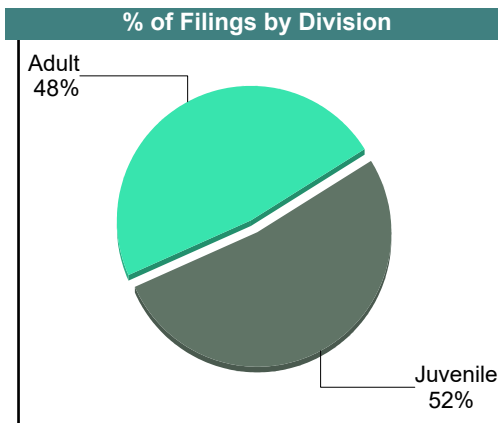

CASELOAD STATISTICS OF THE JUVENILE & DOMESTIC RELATIONS COURTS

Prince William

March 2018

District: 31

		<u>Filings</u>	<u>Hearings</u>	<u>Transactions</u>	<u>Concluded</u>	<u>Cont</u>
<u>Adult</u>						
Non-Family Abuse Prot Order	AP	0	1	1	1	-
Bond Forfeiture	BF	1	1	1	0	1
Capias	CA	53	199	199	66	133
Felony	CF	93	336	337	58	279
Misdemeanor	CM	198	724	724	199	525
Family Abuse - Prot Order	FP	35	74	74	32	42
Motion - Prot Order	MP	3	3	3	3	-
Other	OT	3	3	3	2	1
Protective Order	PC	1	1	1	1	-
Remand Support	RS	15	17	17	16	1
Show Cause	SC	117	274	274	124	150
SL/Other	SL	2	7	7	3	4
Civil Support	VS	196	410	410	165	245
Adult Total		717	2,050	2,051	670	1,381
<u>Juvenile</u>						
Abuse or Neglect	AN	2	36	36	17	19
Non-Family Abuse Prot Order	AP	1	2	2	0	2
Child in Need of Services	CS	6	20	20	6	14
Custody Visitation	CV	403	1,104	1,104	450	654
Felony	DF	36	245	245	35	210
Misdemeanor	DM	140	488	488	173	315
Emancipation	EP	1	2	2	1	1
Foster Care Review	FC	8	8	8	7	1
Family Abuse - Prot Order	FP	1	2	2	1	1
Initial Foster Care	IF	2	3	3	3	-
Juv Support	JS	0	1	1	0	1
Motion - Prot Order	MP	17	25	25	20	5
Permanency	PH	6	8	8	4	4
Petition	PT	2	11	11	5	6
Remand Custody	RC	22	22	22	22	-
Child at Risk	RI	1	4	4	2	2
Remand Visitation	RV	23	23	23	23	-
Show Cause	SC	0	1	1	1	-
Status	ST	42	82	82	19	63
Traffic	T	68	99	110	56	54
Term Parental Rights	TP	1	3	3	2	1
Truancy	TR	4	35	35	5	30
Voluntary Continuing Services Agreement	VA	1	3	3	3	-
Juvenile Total		787	2,227	2,238	855	1,383
Prince William Totals		1,504	4,277	4,289	1,525	2,764



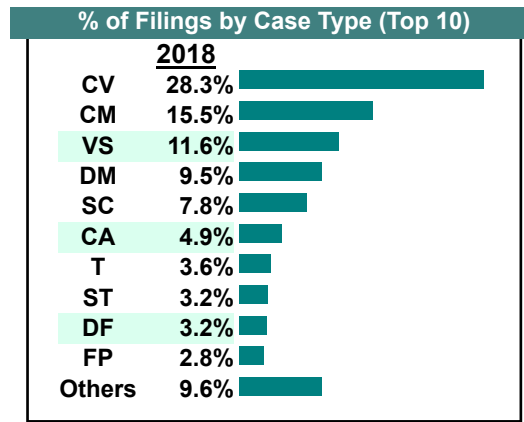
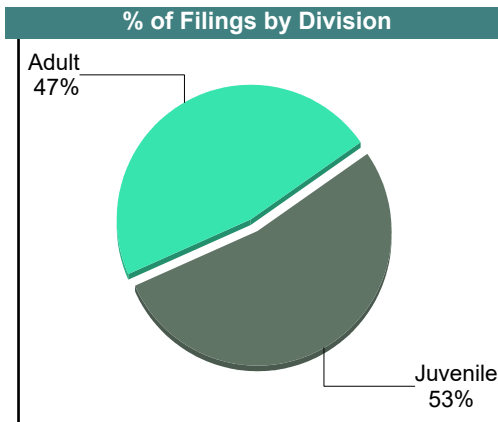

CASELOAD STATISTICS OF THE JUVENILE & DOMESTIC RELATIONS COURTS

Prince William

February 2018

District: 31

		<u>Filings</u>	<u>Hearings</u>	<u>Transactions</u>	<u>Concluded</u>	<u>Cont</u>
<u>Adult</u>						
Bond Forfeiture	BF	0	1	1	1	-
Capias	CA	65	191	191	50	141
Felony	CF	36	218	218	51	167
Misdemeanor	CM	205	665	665	182	483
Family Abuse - Prot Order	FP	37	88	88	44	44
Motion - Prot Order	MP	3	5	5	5	-
Other	OT	1	3	3	3	-
Violation of PO	PV	2	2	2	2	-
Remand Support	RS	10	10	10	9	1
Show Cause	SC	103	248	248	116	132
SL/Other	SL	5	8	8	5	3
Civil Support	VS	153	331	331	156	175
Adult Total		620	1,770	1,770	624	1,146
<u>Juvenile</u>						
Abuse or Neglect	AN	9	27	27	8	19
Non-Family Abuse Prot Order	AP	1	2	2	1	1
Custody Relief	CR	0	1	1	1	-
Child in Need of Services	CS	3	11	11	4	7
Custody Visitation	CV	375	956	956	430	526
Felony	DF	42	306	310	71	239
Misdemeanor	DM	126	511	511	155	356
Emancipation	EP	1	2	2	1	1
Foster Care Review	FC	4	4	4	4	-
Initial Foster Care	IF	2	2	2	1	1
Motion - Prot Order	MP	0	2	2	0	2
Permanency	PH	18	19	19	14	5
Petition	PT	3	14	14	8	6
Remand Custody	RC	7	7	7	7	-
Child at Risk	RI	0	4	4	0	4
Remand Visitation	RV	8	8	8	8	-
Show Cause	SC	0	1	1	0	1
Status	ST	43	102	102	32	70
Traffic	T	48	81	92	65	27
Truancy	TR	13	39	39	8	31
Voluntary Continuing Services Agreement	VA	1	1	1	0	1
Juvenile Total		704	2,100	2,115	818	1,297
Prince William Totals		1,324	3,870	3,885	1,442	2,443



CASELOAD STATISTICS OF THE JUVENILE & DOMESTIC RELATIONS COURTS

Prince William

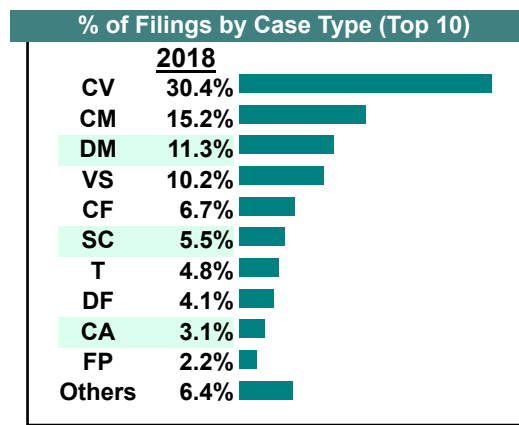
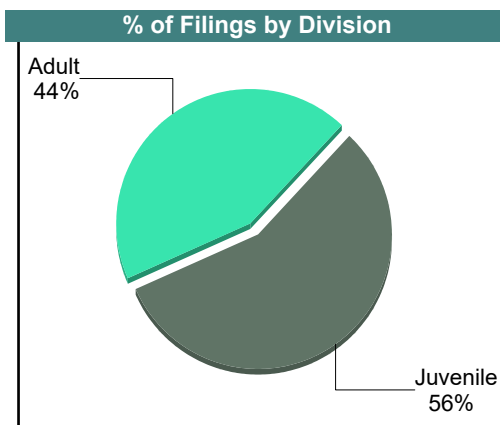

January 2018

District: 31

		<u>Filings</u>	<u>Hearings</u>	<u>Transactions</u>	<u>Concluded</u>	<u>Cont</u>
Adult						
Non-Family Abuse Prot Order	AP	0	1	1	0	1
Bond Forfeiture	BF	0	2	2	1	1
Capias	CA	44	180	180	60	120
Felony	CF	96	308	308	76	232
Misdemeanor	CM	218	676	677	184	493
Family Abuse - Prot Order	FP	31	67	67	31	36
Motion - Prot Order	MP	7	7	7	4	3
Other	OT	1	3	3	1	2
Violation of PO	PV	2	2	2	2	-
Show Cause	SC	79	236	236	108	128
SL/Other	SL	1	2	2	0	2
Civil Support	VS	146	301	301	124	177
Adult Total		625	1,785	1,786	591	1,195

Juvenile						
Abuse or Neglect	AN	17	49	49	17	32
Non-Family Abuse Prot Order	AP	1	3	3	1	2
Custody Relief	CR	0	2	2	2	-
Child in Need of Services	CS	3	12	12	3	9
Custody Visitation	CV	435	995	995	399	596
Felony	DF	59	344	344	41	303
Misdemeanor	DM	162	523	523	171	352
Foster Care Review	FC	5	6	6	6	-
Initial Foster Care	IF	3	3	3	3	-
Juv Support	JS	0	1	1	0	1
Motion - Prot Order	MP	13	16	16	13	3
Permanency	PH	9	20	20	8	12
Petition	PT	7	10	10	2	8
Child at Risk	RI	0	4	4	0	4
Show Cause	SC	0	1	1	0	1
Status	ST	19	81	81	27	54
Traffic	T	68	94	109	70	39
Term Parental Rights	TP	2	6	6	2	4
Truancy	TR	2	24	24	8	16
Juvenile Total		805	2,194	2,209	773	1,436

Prince William Totals		1,430	3,979	3,995	1,364	2,631
------------------------------	--	--------------	--------------	--------------	--------------	--------------



Filings by Court & Division

		<u>Prince William</u>		
A	Adult Misdemeanor	2,394	13.9%	
	Civil Support	1,756	10.2%	
	Show Cause	1,314	7.6%	
	Adult Felony	896	5.2%	
	Capias	615	3.6%	
	Family Abuse - Prot Order	569	3.3%	
	Remand Support	131	0.8%	
	Motion - Prot Order	44	0.3%	
	SL/Other	43	0.2%	
	Other	25	0.1%	
	Non-Family Abuse Prot Order	12	0.1%	
	Violation of PO	9	0.1%	
	Bond Forfeiture	5	0.0%	
	Protective Order	2	0.0%	
	Criminal Support	1	0.0%	
	Violation Fam Abuse PO	1	0.0%	
	Total	7,817	45%	
J	Custody Visitation	5,075	29.5%	
	Delinquency	2,101	12.2%	
	Traffic	963	5.6%	
	Status Offense/Other	266	1.5%	
	Remand Visitation	150	0.9%	
	Remand Custody	147	0.9%	
	Permanency	136	0.8%	
	Abuse or Neglect	124	0.7%	
	Motion - Prot Order	116	0.7%	
	Paternity	69	0.4%	
	Foster Care Review	63	0.4%	
	Truancy	52	0.3%	
	Initial Foster Care	34	0.2%	
	Child in Need of Services	33	0.2%	
	Term Parental Rights	20	0.1%	
	Non-Family Abuse Prot Order	19	0.1%	
	Voluntary Continuing Services Agre	11	0.1%	
	Child at Risk	7	0.0%	
	Emancipation	2	0.0%	
	Family Abuse - Prot Order	1	0.0%	
	Juv Support	1	0.0%	
	Capias	-	0.0%	
	Custody Relief	-	0.0%	
	Show Cause	-	0.0%	
		Total	9,390	55%
	Total		17,207	100%

CASELOAD STATISTICS OF THE JUVENILE & DOMESTIC RELATIONS COURTS

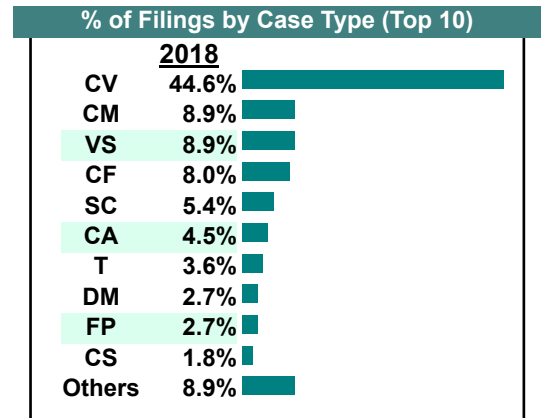
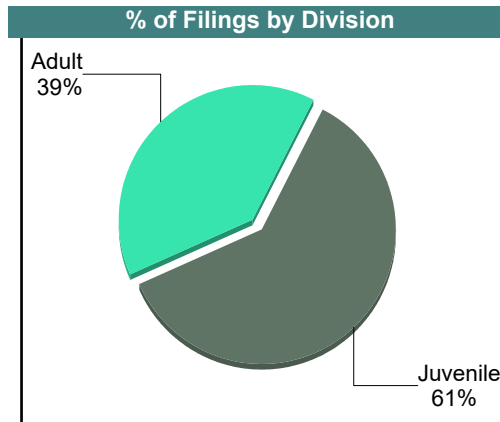
December 2018

Accomack

District: 32

		<u>Filings</u>	<u>Hearings</u>	<u>Transactions</u>	<u>Concluded</u>	<u>Cont</u>
<u>Adult</u>						
Capias	CA	5	6	6	4	2
Felony	CF	9	14	14	1	13
Misdemeanor	CM	10	19	19	4	15
Family Abuse - Prot Order	FP	3	6	6	4	2
Other	OT	1	1	1	1	-
Show Cause	SC	6	10	10	5	5
Civil Support	VS	10	16	16	10	6
Adult Total		44	72	72	29	43
<u>Juvenile</u>						
Custody Relief	CR	1	1	1	0	1
Child in Need of Services	CS	2	2	2	0	2
Custody Visitation	CV	50	102	102	58	44
Felony	DF	2	8	8	0	8
Misdemeanor	DM	3	11	11	3	8
Permanency	PH	1	1	1	1	-
Petition	PT	1	2	2	2	-
Remand Custody	RC	2	2	2	2	-
Remand Visitation	RV	2	2	2	2	-
Traffic	T	4	10	10	9	1
Juvenile Total		68	141	141	77	64
Accomack Totals		112	213	213	106	107

Calendared Filings					
	M	T	W	R	F
Week 1					
Week 2					
Week 3					
Week 4					



CASELOAD STATISTICS OF THE JUVENILE & DOMESTIC RELATIONS COURTS

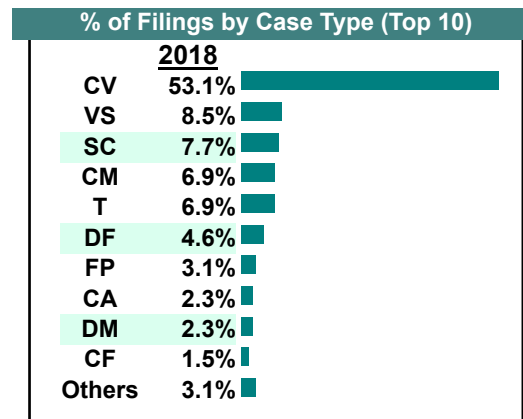
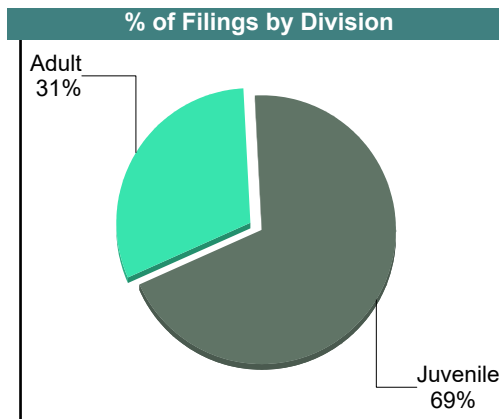
November 2018

Accomack

District: 32

		<u>Filings</u>	<u>Hearings</u>	<u>Transactions</u>	<u>Concluded</u>	<u>Cont</u>
Adult						
Non-Family Abuse Prot Order	AP	1	2	2	1	1
Capias	CA	3	7	7	3	4
Felony	CF	2	9	9	3	6
Misdemeanor	CM	9	23	23	7	16
Family Abuse - Prot Order	FP	4	10	10	6	4
Show Cause	SC	10	19	19	6	13
Civil Support	VS	11	21	21	6	15
Adult Total		40	91	91	32	59
Juvenile						
Non-Family Abuse Prot Order	AP	0	1	1	1	-
Child in Need of Services	CS	1	1	1	1	-
Custody Visitation	CV	69	95	95	71	24
Felony	DF	6	7	7	1	6
Misdemeanor	DM	3	18	18	9	9
Initial Foster Care	IF	1	1	1	1	-
Petition	PT	1	2	2	1	1
Traffic	T	9	10	11	7	4
Juvenile Total		90	135	136	92	44
Accomack Totals		130	226	227	124	103

Calendared Filings					
	M	T	W	R	F
Week 1				■	
Week 2		■		■	
Week 3		■	■	■	
Week 4		■			
Week 5	■	■		■	



CASELOAD STATISTICS OF THE JUVENILE & DOMESTIC RELATIONS COURTS

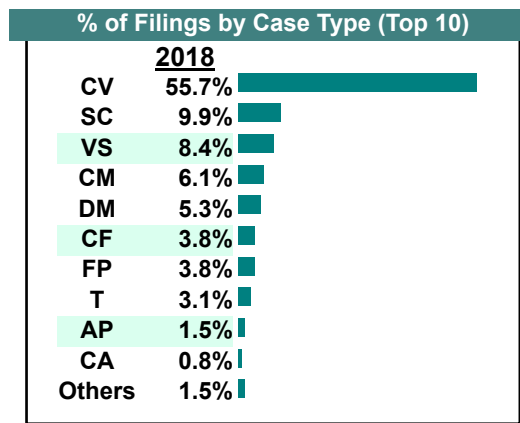
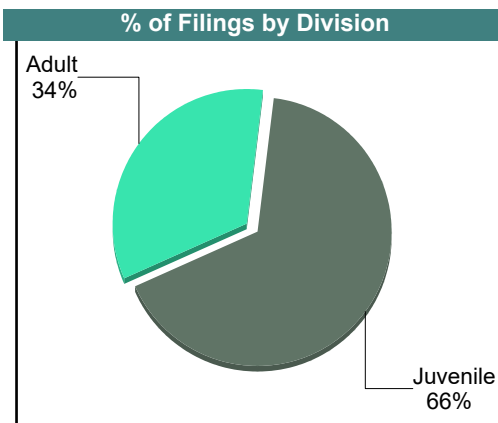
October 2018

Accomack

District: 32

		<u>Filings</u>	<u>Hearings</u>	<u>Transactions</u>	<u>Concluded</u>	<u>Cont</u>
<u>Adult</u>						
Capias	CA	1	1	1	0	1
Felony	CF	5	13	13	6	7
Misdemeanor	CM	8	20	20	9	11
Family Abuse - Prot Order	FP	5	9	9	5	4
Motion - Prot Order	MP	1	1	1	1	-
Show Cause	SC	13	18	18	14	4
Civil Support	VS	11	15	15	7	8
Adult Total		44	77	77	42	35
<u>Juvenile</u>						
Non-Family Abuse Prot Order	AP	2	3	3	2	1
Custody Visitation	CV	73	102	102	43	59
Felony	DF	0	1	1	0	1
Misdemeanor	DM	7	25	25	12	13
Petition	PT	1	1	1	0	1
Show Cause	SC	0	1	1	1	-
Traffic	T	4	6	8	6	2
Juvenile Total		87	139	141	64	77
Accomack Totals		131	216	218	106	112

Calendared Filings			
	T	R	F
Week 1			
Week 2			
Week 3			
Week 4			
Week 5			



CASELOAD STATISTICS OF THE JUVENILE & DOMESTIC RELATIONS COURTS

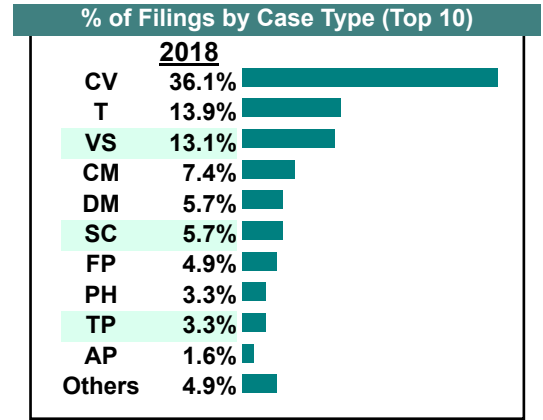
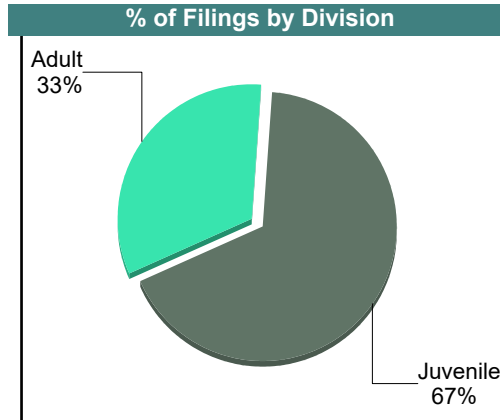
September 2018

Accomack

District: 32

		<u>Filings</u>	<u>Hearings</u>	<u>Transactions</u>	<u>Concluded</u>	<u>Cont</u>
<u>Adult</u>						
Capias	CA	0	5	5	4	1
Felony	CF	2	9	9	0	9
Misdemeanor	CM	9	31	31	13	18
Family Abuse - Prot Order	FP	6	12	12	3	9
Show Cause	SC	7	16	16	9	7
Civil Support	VS	16	27	27	20	7
Adult Total		40	100	100	49	51
<u>Juvenile</u>						
Abuse or Neglect	AN	0	3	3	3	-
Non-Family Abuse Prot Order	AP	2	3	3	1	2
Custody Visitation	CV	44	61	61	29	32
Felony	DF	0	2	2	2	-
Misdemeanor	DM	7	24	24	6	18
Initial Foster Care	IF	1	1	1	1	-
Permanency	PH	4	4	4	4	-
Petition	PT	1	1	1	0	1
Status	ST	2	2	2	2	-
Traffic	T	17	11	17	12	5
Term Parental Rights	TP	4	4	4	4	-
Juvenile Total		82	116	122	64	58
Accomack Totals		122	216	222	113	109

Calendared Filings			
	T	R	F
Week 1			
Week 2			
Week 3			
Week 4			



CASELOAD STATISTICS OF THE JUVENILE & DOMESTIC RELATIONS COURTS

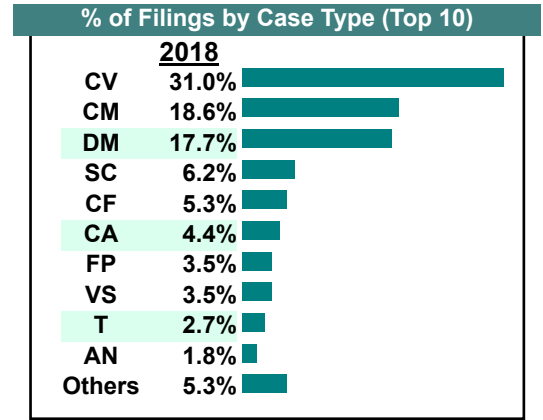
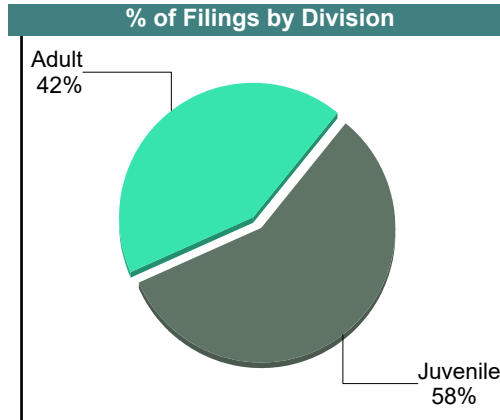
August 2018

Accomack

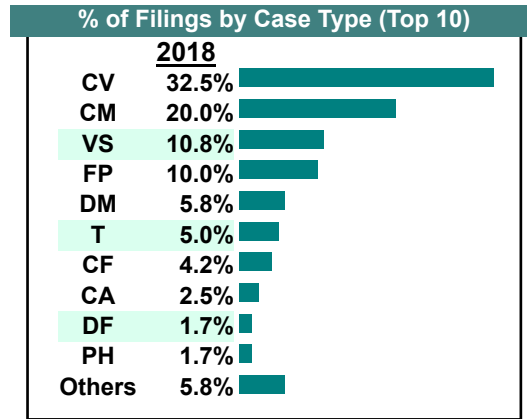
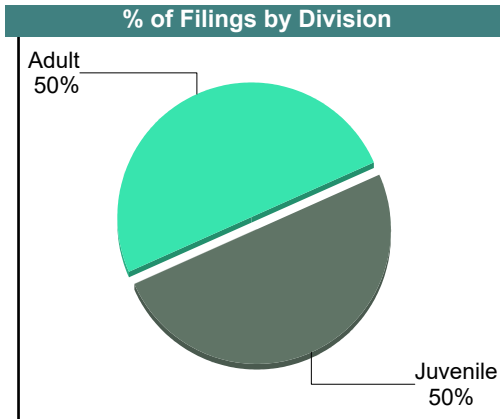
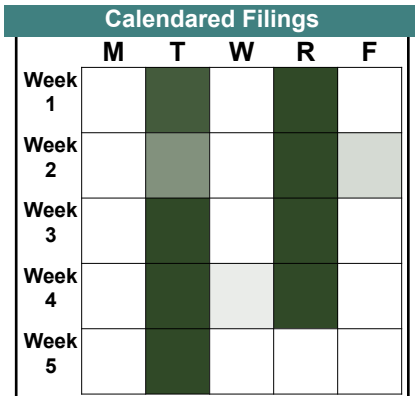
District: 32

		<u>Filings</u>	<u>Hearings</u>	<u>Transactions</u>	<u>Concluded</u>	<u>Cont</u>
Adult						
Non-Family Abuse Prot Order	AP	0	1	1	1	-
Capias	CA	5	13	13	8	5
Felony	CF	6	15	15	7	8
Misdemeanor	CM	21	46	46	20	26
Family Abuse - Prot Order	FP	3	13	13	9	4
Remand Support	RS	2	2	2	2	-
Show Cause	SC	7	18	18	14	4
Civil Support	VS	4	10	10	6	4
Adult Total		48	118	118	67	51
Juvenile						
Abuse or Neglect	AN	2	2	2	0	2
Custody Visitation	CV	35	48	48	27	21
Felony	DF	1	4	4	1	3
Misdemeanor	DM	20	31	31	4	27
Family Abuse - Prot Order	FP	1	2	2	2	-
Petition	PT	1	1	1	1	-
Remand Custody	RC	1	1	1	1	-
Status	ST	1	0	1	1	-
Traffic	T	3	4	5	4	1
Juvenile Total		65	93	95	41	54
Accomack Totals		113	211	213	108	105

Calendared Filings					
	M	T	W	R	F
Week 1					
Week 2					
Week 3					
Week 4					
Week 5					



		<u>Filings</u>	<u>Hearings</u>	<u>Transactions</u>	<u>Concluded</u>	<u>Cont</u>
Adult						
Non-Family Abuse Prot Order	AP	1	1	1	0	1
Capias	CA	3	6	6	3	3
Felony	CF	5	22	22	13	9
Misdemeanor	CM	24	50	50	25	25
Family Abuse - Prot Order	FP	11	17	17	10	7
Other	OT	1	1	1	1	-
Show Cause	SC	2	12	12	8	4
Civil Support	VS	13	27	27	15	12
Adult Total		60	136	136	75	61
Juvenile						
Abuse or Neglect	AN	1	2	2	0	2
Custody Visitation	CV	39	72	72	55	17
Felony	DF	2	7	7	3	4
Misdemeanor	DM	7	46	46	31	15
Emancipation	EP	1	1	1	1	-
Family Abuse - Prot Order	FP	1	1	1	0	1
Permanency	PH	2	2	2	2	-
Petition	PT	0	1	1	1	-
Traffic	T	6	9	10	9	1
Voluntary Continuing Services Agreement	VA	1	1	1	1	-
Juvenile Total		60	142	143	103	40
Accomack Totals		120	278	279	178	101



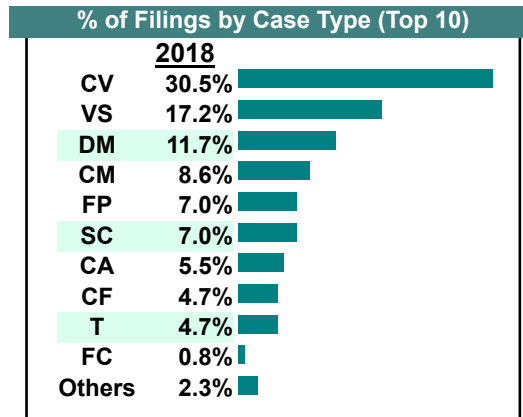
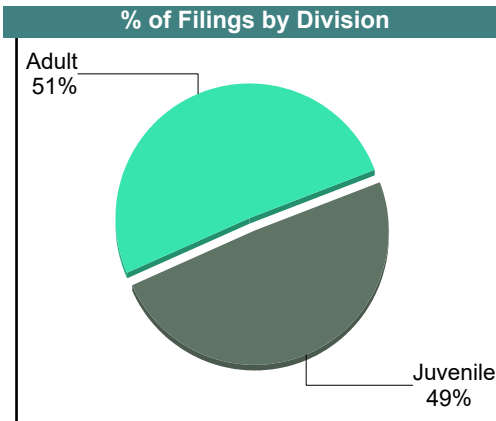
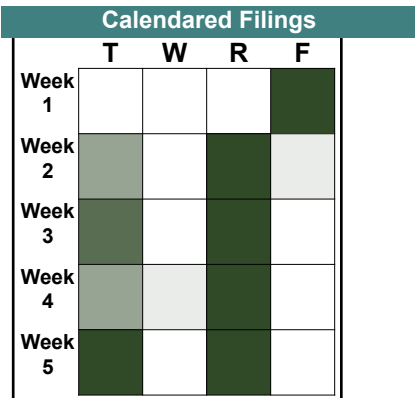
CASELOAD STATISTICS OF THE JUVENILE & DOMESTIC RELATIONS COURTS

June 2018

Accomack

District: 32

		<u>Filings</u>	<u>Hearings</u>	<u>Transactions</u>	<u>Concluded</u>	<u>Cont</u>
Adult						
Capias	CA	7	14	14	6	8
Felony	CF	6	19	19	6	13
Misdemeanor	CM	11	35	35	17	18
Family Abuse - Prot Order	FP	9	15	15	5	10
Other	OT	0	1	1	1	-
Remand Support	RS	1	1	1	1	-
Show Cause	SC	9	23	23	9	14
Civil Support	VS	22	34	34	24	10
Adult Total		65	142	142	69	73
Juvenile						
Custody Visitation	CV	39	55	55	29	26
Felony	DF	0	2	2	0	2
Misdemeanor	DM	15	57	57	12	45
Foster Care Review	FC	1	1	1	1	-
Petition	PT	1	1	1	1	-
Status	ST	1	4	4	3	1
Traffic	T	6	10	10	8	2
Juvenile Total		63	130	130	54	76
Accomack Totals		128	272	272	123	149



CASELOAD STATISTICS OF THE JUVENILE & DOMESTIC RELATIONS COURTS

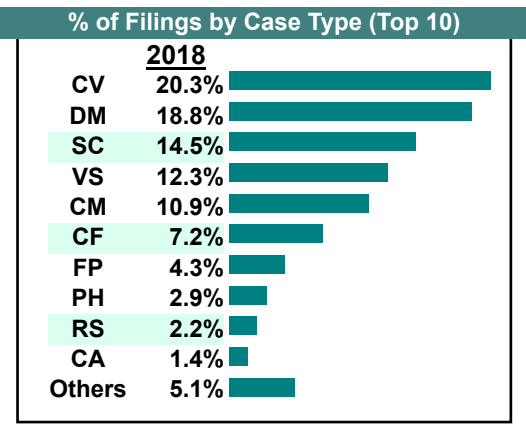
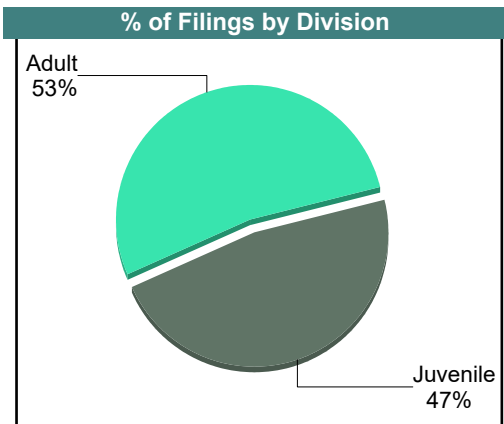
May 2018

Accomack

District: 32

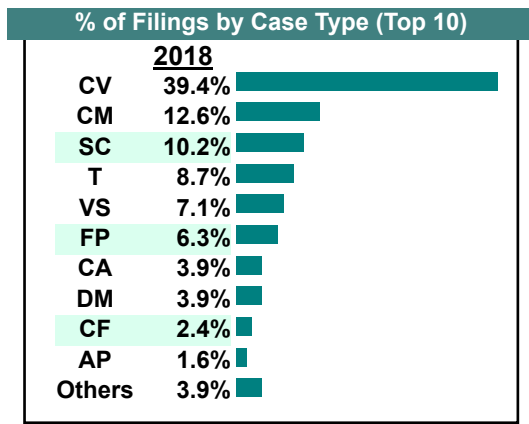
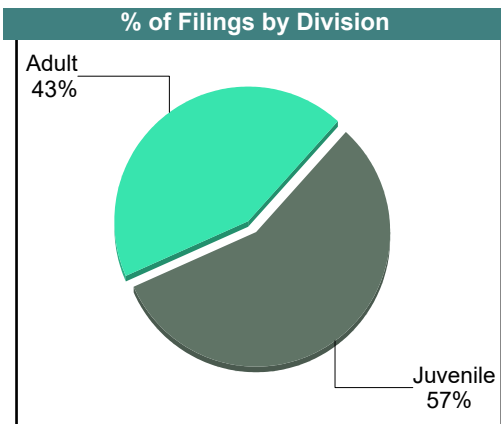
		<u>Filings</u>	<u>Hearings</u>	<u>Transactions</u>	<u>Concluded</u>	<u>Cont</u>
Adult						
Capias	CA	2	16	16	8	8
Felony	CF	10	23	23	5	18
Misdemeanor	CM	15	41	41	19	22
Family Abuse - Prot Order	FP	6	10	10	7	3
Remand Support	RS	3	3	3	3	-
Show Cause	SC	20	53	53	25	28
Civil Support	VS	17	35	35	22	13
Adult Total		73	181	181	89	92
Juvenile						
Abuse or Neglect	AN	0	1	1	1	-
Custody Visitation	CV	28	60	60	41	19
Felony	DF	2	5	5	2	3
Misdemeanor	DM	26	32	32	5	27
Foster Care Review	FC	1	1	1	1	-
Permanency	PH	4	4	4	4	-
Petition	PT	1	1	1	0	1
Status	ST	1	2	2	0	2
Traffic	T	2	8	8	6	2
Juvenile Total		65	114	114	60	54
Accomack Totals		138	295	295	149	146

Calendared Filings					
	M	T	W	R	F
Week 1					
Week 2					
Week 3					
Week 4					
Week 5					



		Filings	Hearings	Transactions	Concluded	Cont
Adult						
Non-Family Abuse Prot Order	AP	1	2	2	1	1
Capias	CA	5	11	11	4	7
Felony	CF	3	10	10	5	5
Misdemeanor	CM	16	34	34	12	22
Family Abuse - Prot Order	FP	8	12	12	7	5
Other	OT	0	2	2	2	-
Show Cause	SC	13	30	30	14	16
Civil Support	VS	9	21	21	13	8
Adult Total		55	122	122	58	64
Juvenile						
Abuse or Neglect	AN	1	1	1	0	1
Non-Family Abuse Prot Order	AP	1	1	1	1	-
Custody Visitation	CV	50	95	95	58	37
Felony	DF	1	5	5	3	2
Misdemeanor	DM	5	18	18	10	8
Permanency	PH	1	1	1	1	-
Status	ST	0	6	6	3	3
Traffic	T	11	20	20	12	8
Term Parental Rights	TP	2	2	2	2	-
Juvenile Total		72	149	149	90	59
Accomack Totals		127	271	271	148	123

	M	T	R	F
Week 1				
Week 2				
Week 3				
Week 4				



CASELOAD STATISTICS OF THE JUVENILE & DOMESTIC RELATIONS COURTS

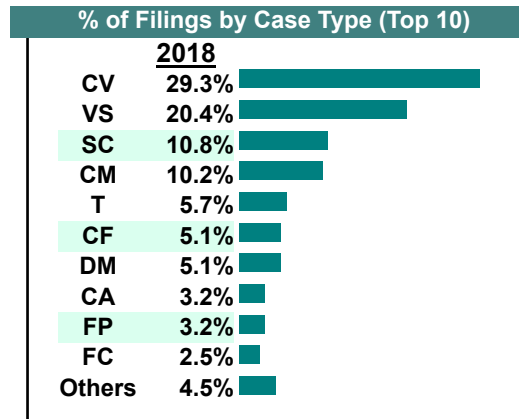
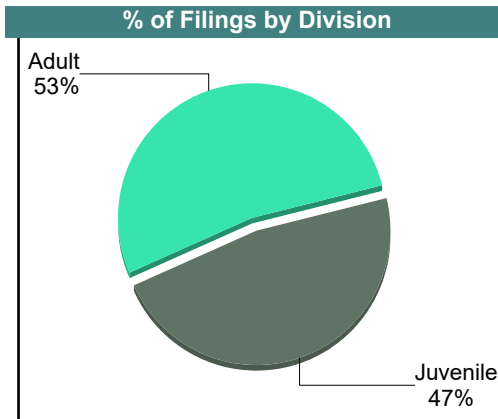
March 2018

Accomack

District: 32

		<u>Filings</u>	<u>Hearings</u>	<u>Transactions</u>	<u>Concluded</u>	<u>Cont</u>
<u>Adult</u>						
Capias	CA	5	12	12	5	7
Felony	CF	8	14	14	1	13
Misdemeanor	CM	16	33	33	15	18
Family Abuse - Prot Order	FP	5	8	8	5	3
Other	OT	0	1	1	0	1
Show Cause	SC	17	38	38	15	23
Civil Support	VS	32	50	50	35	15
Adult Total		83	156	156	76	80
<u>Juvenile</u>						
Abuse or Neglect	AN	3	3	3	3	-
Non-Family Abuse Prot Order	AP	1	1	1	1	-
Custody Visitation	CV	46	104	104	64	40
Misdemeanor	DM	8	18	18	4	14
Foster Care Review	FC	4	4	4	4	-
Petition	PT	3	3	3	3	-
Status	ST	0	7	7	1	6
Traffic	T	9	8	9	3	6
Juvenile Total		74	148	149	83	66
Accomack Totals		157	304	305	159	146

Calendared Filings					
	M	T	W	R	F
Week 1					
Week 2					
Week 3					
Week 4					
Week 5					



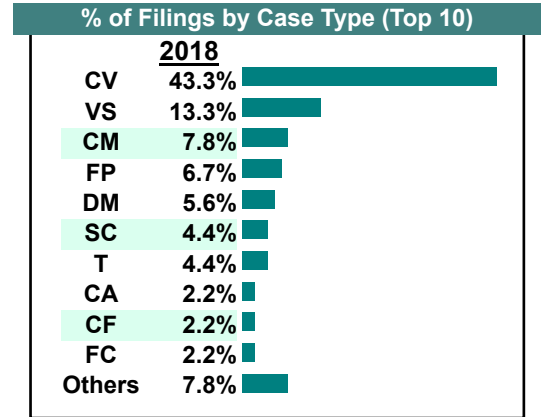
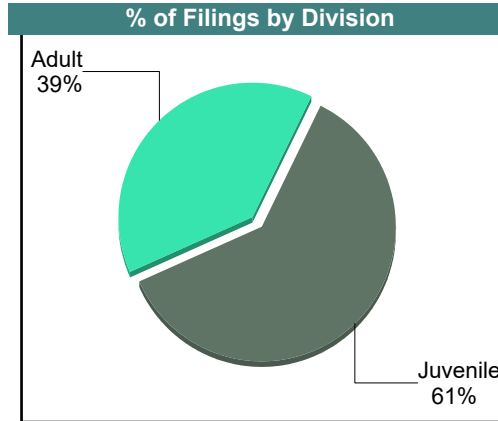

CASELOAD STATISTICS OF THE JUVENILE & DOMESTIC RELATIONS COURTS

February 2018

Accomack

District: 32

		<u>Filings</u>	<u>Hearings</u>	<u>Transactions</u>	<u>Concluded</u>	<u>Cont</u>
Adult						
Non-Family Abuse Prot Order	AP	1	3	3	1	2
Capias	CA	2	6	6	1	5
Felony	CF	2	9	9	4	5
Misdemeanor	CM	7	18	18	5	13
Family Abuse - Prot Order	FP	6	9	9	4	5
Other	OT	1	2	2	1	1
Show Cause	SC	4	22	22	9	13
Civil Support	VS	12	35	35	18	17
Adult Total		35	104	104	43	61
Juvenile						
Custody Visitation	CV	39	76	76	42	34
Felony	DF	1	4	4	1	3
Misdemeanor	DM	5	24	24	14	10
Foster Care Review	FC	2	2	2	2	-
Permanency	PH	0	1	1	1	-
Petition	PT	0	1	1	1	-
Remand Custody	RC	1	1	1	1	-
Remand Visitation	RV	1	1	1	1	-
Status	ST	0	3	3	1	2
Traffic	T	4	5	6	3	3
Term Parental Rights	TP	2	2	2	2	-
Juvenile Total		55	120	121	69	52
Accomack Totals		90	224	225	112	113



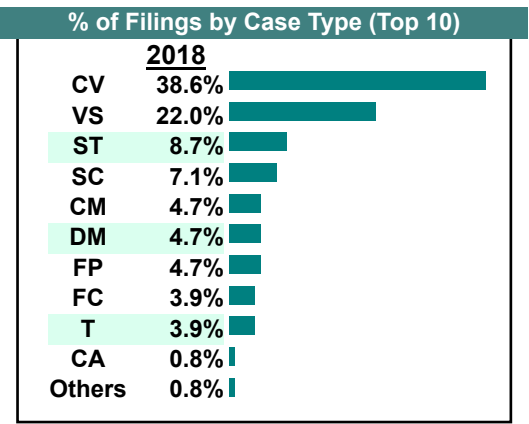
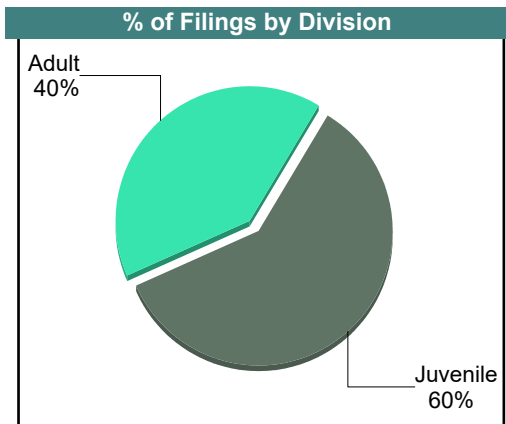

CASELOAD STATISTICS OF THE JUVENILE & DOMESTIC RELATIONS COURTS

January 2018

Accomack

District: 32

		<u>Filings</u>	<u>Hearings</u>	<u>Transactions</u>	<u>Concluded</u>	<u>Cont</u>
Adult						
Non-Family Abuse Prot Order	AP	0	1	1	1	-
Capias	CA	1	7	7	5	2
Felony	CF	1	3	3	0	3
Misdemeanor	CM	6	22	22	12	10
Family Abuse - Prot Order	FP	6	11	11	6	5
Other	OT	0	1	1	0	1
Show Cause	SC	9	20	20	4	16
Civil Support	VS	28	41	41	16	25
Adult Total		51	106	106	44	62
Juvenile						
Custody Visitation	CV	49	95	95	32	63
Felony	DF	0	2	2	0	2
Misdemeanor	DM	6	28	28	5	23
Foster Care Review	FC	5	5	5	5	-
Permanency	PH	0	2	2	1	1
Status	ST	11	13	13	8	5
Traffic	T	5	10	10	7	3
Term Parental Rights	TP	0	2	2	2	-
Juvenile Total		76	157	157	60	97
Accomack Totals		127	263	263	104	159



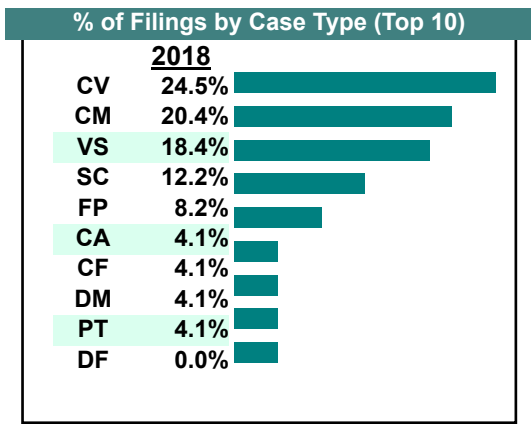
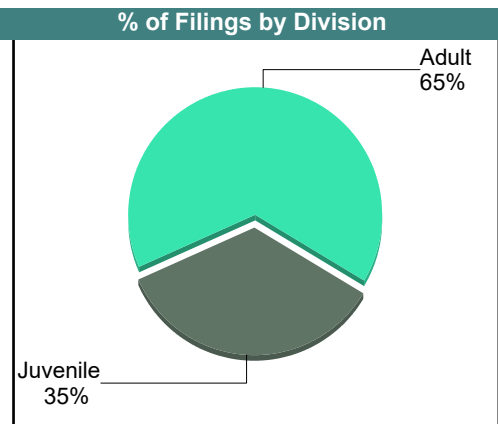
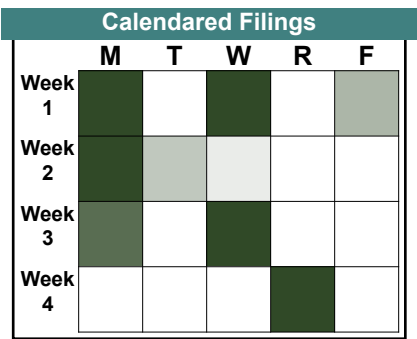
CASELOAD STATISTICS OF THE JUVENILE & DOMESTIC RELATIONS COURTS

December 2018

Northampton

District: 32

		<u>Filings</u>	<u>Hearings</u>	<u>Transactions</u>	<u>Concluded</u>	<u>Cont</u>
<u>Adult</u>						
Capias	CA	2	3	3	1	2
Felony	CF	2	5	6	4	2
Misdemeanor	CM	10	18	18	3	15
Family Abuse - Prot Order	FP	3	6	6	1	5
Show Cause	SC	6	16	16	9	7
Civil Support	VS	9	16	16	13	3
Adult Total		32	64	65	31	34
<u>Juvenile</u>						
Custody Visitation	CV	12	12	12	12	-
Felony	DF	0	4	4	0	4
Misdemeanor	DM	2	8	8	1	7
Family Abuse - Prot Order	FP	1	1	1	0	1
Petition	PT	2	2	2	0	2
Juvenile Total		17	27	27	13	14
Northampton Totals		49	91	92	44	48



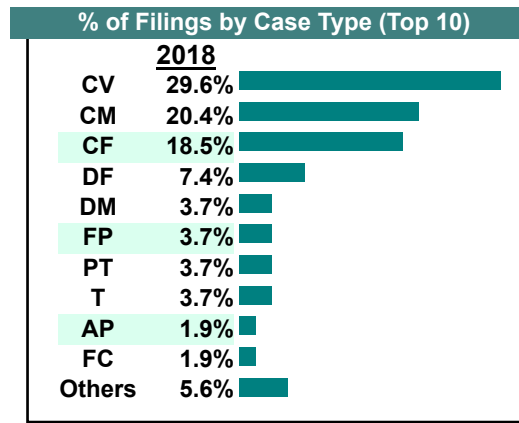
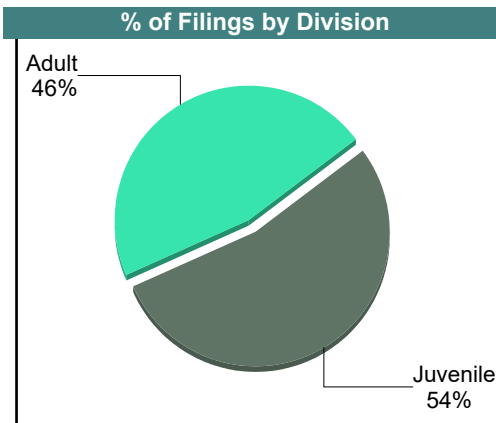
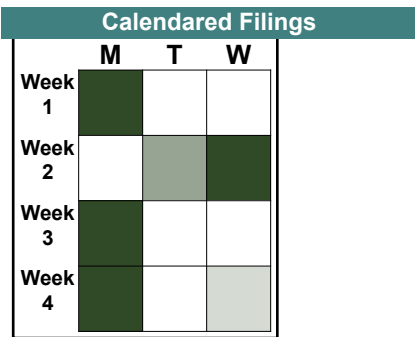
CASELOAD STATISTICS OF THE JUVENILE & DOMESTIC RELATIONS COURTS

November 2018

Northampton

District: 32

		<u>Filings</u>	<u>Hearings</u>	<u>Transactions</u>	<u>Concluded</u>	<u>Cont</u>
Adult						
Felony	CF	10	10	10	9	1
Misdemeanor	CM	11	16	16	8	8
Family Abuse - Prot Order	FP	2	6	6	3	3
Show Cause	SC	1	3	3	2	1
Civil Support	VS	1	2	2	2	-
Adult Total		25	37	37	24	13
Juvenile						
Non-Family Abuse Prot Order	AP	1	2	2	1	1
Custody Visitation	CV	16	23	23	15	8
Felony	DF	4	4	4	0	4
Misdemeanor	DM	2	10	10	1	9
Foster Care Review	FC	1	1	1	1	-
Permanency	PH	1	1	1	1	-
Petition	PT	2	3	3	1	2
Traffic	T	2	0	2	2	-
Juvenile Total		29	44	46	22	24
Northampton Totals		54	81	83	46	37



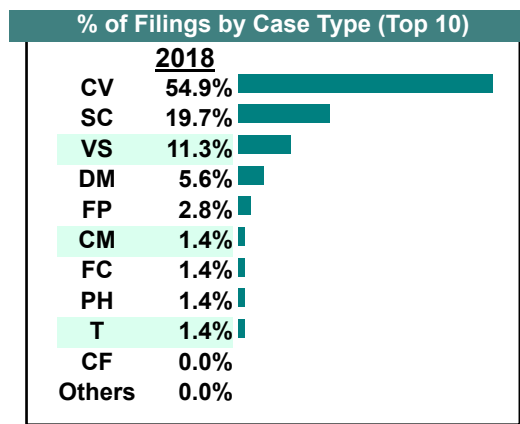
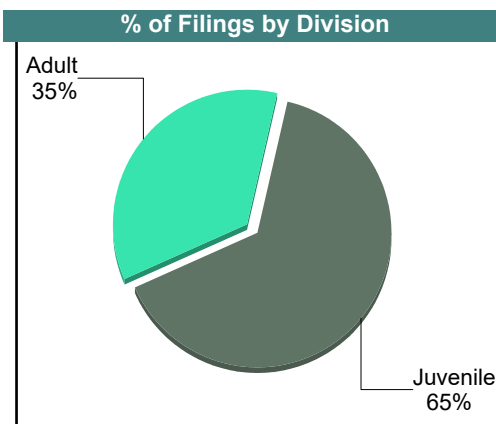

CASELOAD STATISTICS OF THE JUVENILE & DOMESTIC RELATIONS COURTS

October 2018

Northampton

District: 32

		<u>Filings</u>	<u>Hearings</u>	<u>Transactions</u>	<u>Concluded</u>	<u>Cont</u>
Adult						
Felony	CF	0	4	4	1	3
Misdemeanor	CM	1	5	5	2	3
Family Abuse - Prot Order	FP	2	2	2	0	2
Show Cause	SC	14	18	18	4	14
Civil Support	VS	8	18	18	7	11
Adult Total		25	47	47	14	33
Juvenile						
Custody Visitation	CV	39	50	50	27	23
Felony	DF	0	2	2	1	1
Misdemeanor	DM	4	6	6	2	4
Foster Care Review	FC	1	1	1	1	-
Permanency	PH	1	1	1	1	-
Traffic	T	1	1	1	1	-
Juvenile Total		46	61	61	33	28
Northampton Totals		71	108	108	47	61



CASELOAD STATISTICS OF THE JUVENILE & DOMESTIC RELATIONS COURTS

September 2018

Northampton

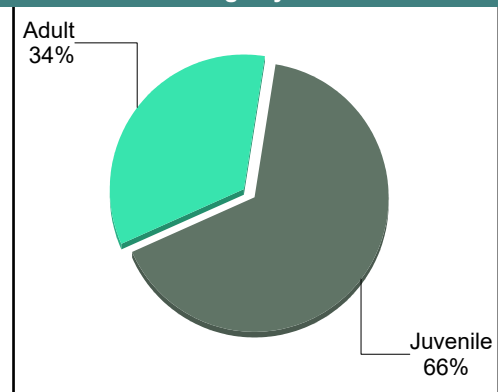
District: 32

		<u>Filings</u>	<u>Hearings</u>	<u>Transactions</u>	<u>Concluded</u>	<u>Cont</u>
<u>Adult</u>						
Capias	CA	1	3	3	2	1
Felony	CF	1	4	4	1	3
Misdemeanor	CM	3	12	12	8	4
Family Abuse - Prot Order	FP	0	1	1	1	-
Show Cause	SC	1	6	6	3	3
Civil Support	VS	9	12	12	7	5
Adult Total		15	38	38	22	16
<u>Juvenile</u>						
Custody Visitation	CV	15	20	20	19	1
Felony	DF	1	1	1	0	1
Misdemeanor	DM	3	12	12	6	6
Remand Custody	RC	4	4	4	4	-
Remand Visitation	RV	4	4	4	4	-
Traffic	T	2	1	3	3	-
Juvenile Total		29	42	44	36	8
Northampton Totals		44	80	82	58	24

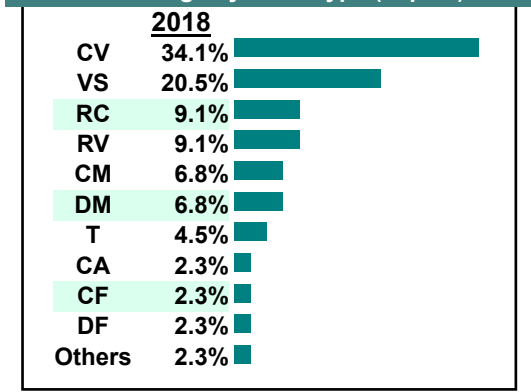
Calendared Filings

	M	W	R
Week 1		■	■
Week 2	■		
Week 3	■	■	
Week 4	■		

% of Filings by Division



% of Filings by Case Type (Top 10)



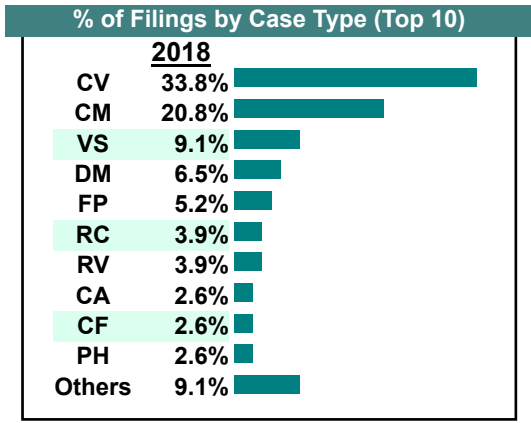
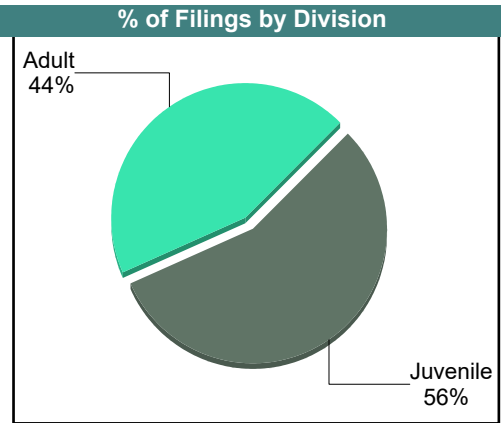

CASELOAD STATISTICS OF THE JUVENILE & DOMESTIC RELATIONS COURTS

August 2018

Northampton

District: 32

		<u>Filings</u>	<u>Hearings</u>	<u>Transactions</u>	<u>Concluded</u>	<u>Cont</u>
<u>Adult</u>						
Capias	CA	2	4	4	4	-
Felony	CF	2	6	6	2	4
Misdemeanor	CM	16	36	36	13	23
Family Abuse - Prot Order	FP	4	6	6	4	2
Remand Support	RS	1	1	1	1	-
Show Cause	SC	2	11	11	8	3
Civil Support	VS	7	8	8	1	7
Adult Total		34	72	72	33	39
<u>Juvenile</u>						
Non-Family Abuse Prot Order	AP	1	2	2	1	1
Custody Visitation	CV	26	40	40	24	16
Felony	DF	0	1	1	0	1
Misdemeanor	DM	5	11	11	3	8
Permanency	PH	2	2	2	2	-
Petition	PT	0	1	1	1	-
Remand Custody	RC	3	3	3	3	-
Remand Visitation	RV	3	3	3	3	-
Status	ST	0	1	1	1	-
Traffic	T	1	4	4	3	1
Term Parental Rights	TP	2	2	2	2	-
Juvenile Total		43	70	70	43	27
Northampton Totals		77	142	142	76	66



CASELOAD STATISTICS OF THE JUVENILE & DOMESTIC RELATIONS COURTS

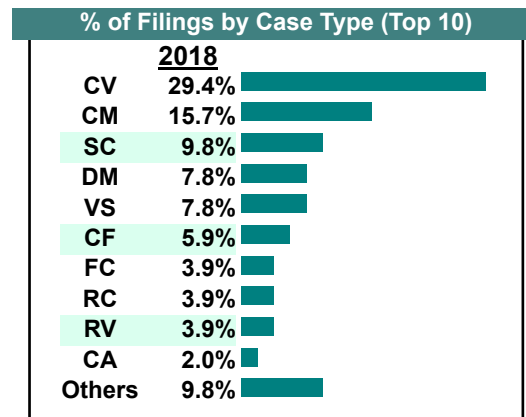
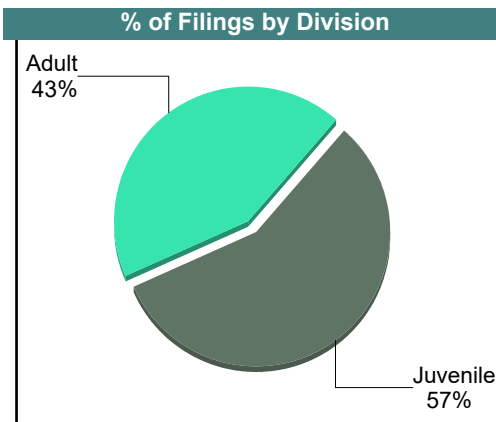
July 2018

Northampton

District: 32

		<u>Filings</u>	<u>Hearings</u>	<u>Transactions</u>	<u>Concluded</u>	<u>Cont</u>
Adult						
Capias	CA	1	3	3	2	1
Felony	CF	3	10	10	5	5
Misdemeanor	CM	8	21	21	8	13
Family Abuse - Prot Order	FP	1	1	1	0	1
Show Cause	SC	5	10	10	6	4
Civil Support	VS	4	7	7	6	1
Adult Total		22	52	52	27	25
Juvenile						
Abuse or Neglect	AN	0	3	3	3	-
Custody Visitation	CV	15	24	24	18	6
Felony	DF	1	2	2	1	1
Misdemeanor	DM	4	12	12	5	7
Foster Care Review	FC	2	2	2	2	-
Initial Foster Care	IF	1	1	1	1	-
Petition	PT	1	2	2	0	2
Remand Custody	RC	2	2	2	2	-
Remand Visitation	RV	2	2	2	2	-
Status	ST	0	4	4	3	1
Traffic	T	1	2	3	2	1
Juvenile Total		29	56	57	39	18
Northampton Totals		51	108	109	66	43

Calendared Filings				
	M	W	R	F
Week 1	█			
Week 2	█	█		█
Week 3	█	█		
Week 4	█	█		
Week 5	█			



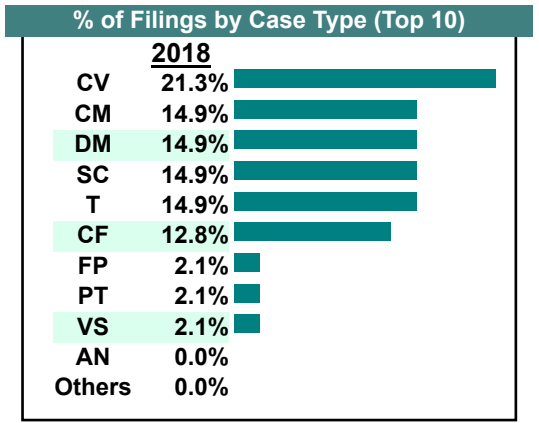
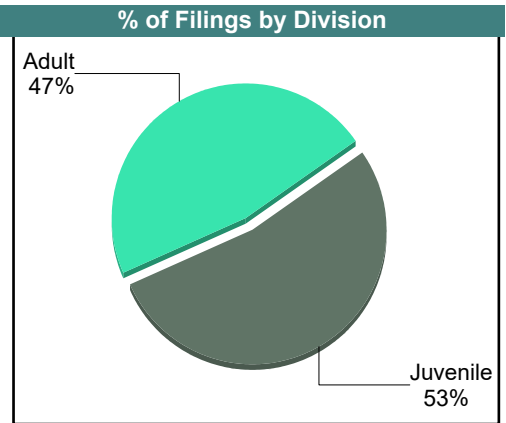
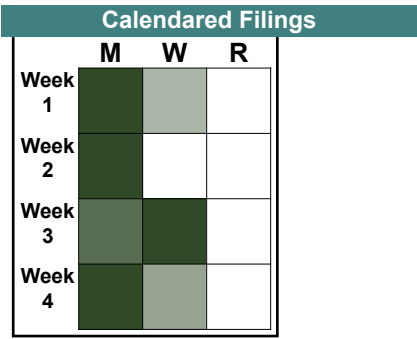
CASELOAD STATISTICS OF THE JUVENILE & DOMESTIC RELATIONS COURTS

June 2018

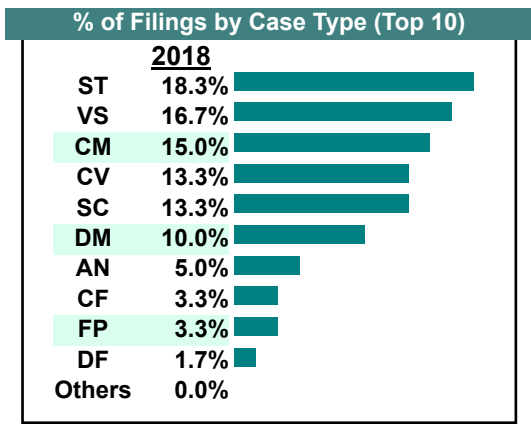
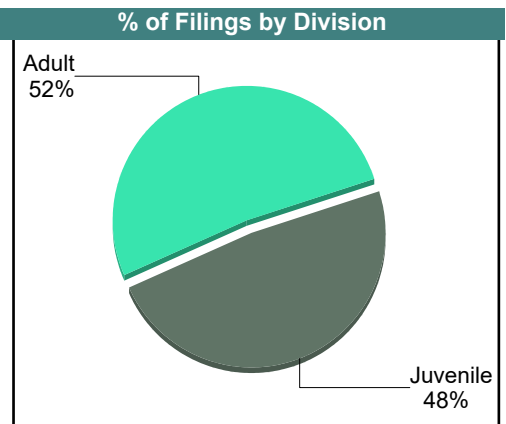

Northampton

District: 32

		<u>Filings</u>	<u>Hearings</u>	<u>Transactions</u>	<u>Concluded</u>	<u>Cont</u>
<u>Adult</u>						
Capias	CA	0	2	2	1	1
Felony	CF	6	8	8	1	7
Misdemeanor	CM	7	16	16	3	13
Family Abuse - Prot Order	FP	1	2	2	2	-
Show Cause	SC	7	17	17	8	9
Civil Support	VS	1	4	4	2	2
Adult Total		22	49	49	17	32
<u>Juvenile</u>						
Abuse or Neglect	AN	0	6	6	0	6
Custody Visitation	CV	10	10	10	4	6
Felony	DF	0	2	2	1	1
Misdemeanor	DM	7	21	21	4	17
Petition	PT	1	1	1	0	1
Status	ST	0	4	4	4	-
Traffic	T	7	5	7	3	4
Juvenile Total		25	49	51	16	35
Northampton Totals		47	98	100	33	67



		<u>Filings</u>	<u>Hearings</u>	<u>Transactions</u>	<u>Concluded</u>	<u>Cont</u>
Adult						
Capias	CA	0	5	5	3	2
Felony	CF	2	3	3	1	2
Misdemeanor	CM	9	23	23	10	13
Family Abuse - Prot Order	FP	2	5	5	2	3
Show Cause	SC	8	11	11	5	6
Civil Support	VS	10	14	14	6	8
Adult Total		31	61	61	27	34
Juvenile						
Abuse or Neglect	AN	3	6	6	0	6
Custody Visitation	CV	8	31	31	19	12
Felony	DF	1	3	3	0	3
Misdemeanor	DM	6	14	14	6	8
Status	ST	11	22	22	9	13
Juvenile Total		29	76	76	34	42
Northampton Totals		60	137	137	61	76



CASELOAD STATISTICS OF THE JUVENILE & DOMESTIC RELATIONS COURTS

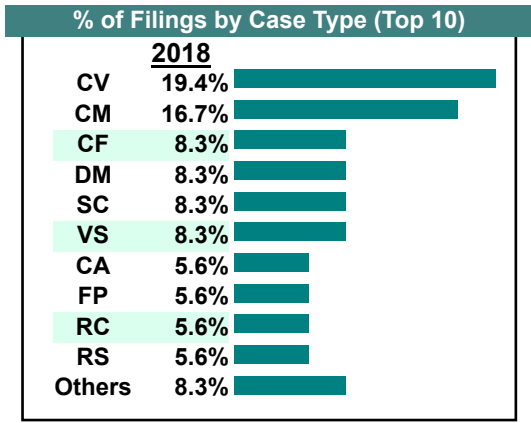
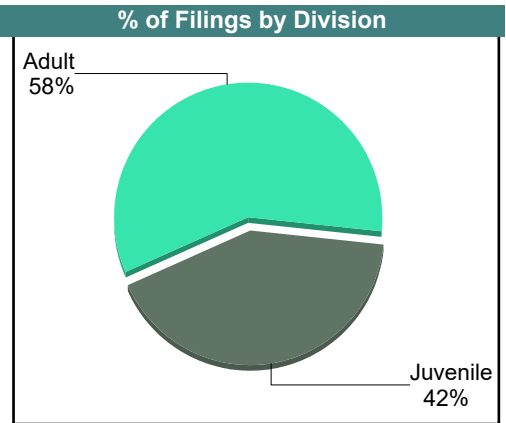
April 2018

Northampton

District: 32

		<u>Filings</u>	<u>Hearings</u>	<u>Transactions</u>	<u>Concluded</u>	<u>Cont</u>
<u>Adult</u>						
Capias	CA	2	5	5	2	3
Felony	CF	3	5	5	3	2
Misdemeanor	CM	6	10	10	3	7
Family Abuse - Prot Order	FP	2	4	4	2	2
Remand Support	RS	2	2	2	2	-
Show Cause	SC	3	7	7	4	3
Civil Support	VS	3	8	8	6	2
Adult Total		21	41	41	22	19
<u>Juvenile</u>						
Custody Visitation	CV	7	11	11	3	8
Felony	DF	1	2	2	1	1
Misdemeanor	DM	3	12	12	8	4
Remand Custody	RC	2	2	2	2	-
Remand Visitation	RV	2	2	2	2	-
Traffic	T	0	0	1	1	-
Juvenile Total		15	29	30	17	13
Northampton Totals		36	70	71	39	32

Calendared Filings					
	M	T	W	R	F
Week 1	█		█		
Week 2	█		█	█	
Week 3	█	█	█		
Week 4	█		█	█	
Week 5	█				



CASELOAD STATISTICS OF THE JUVENILE & DOMESTIC RELATIONS COURTS

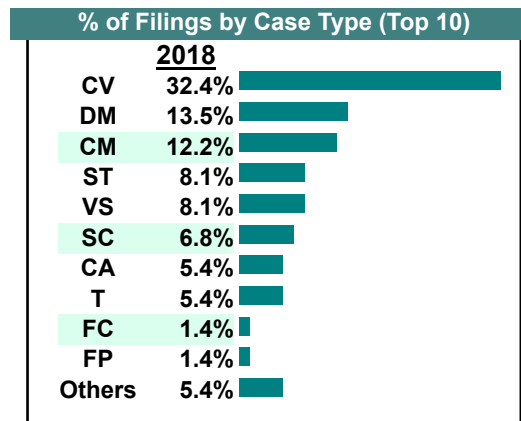
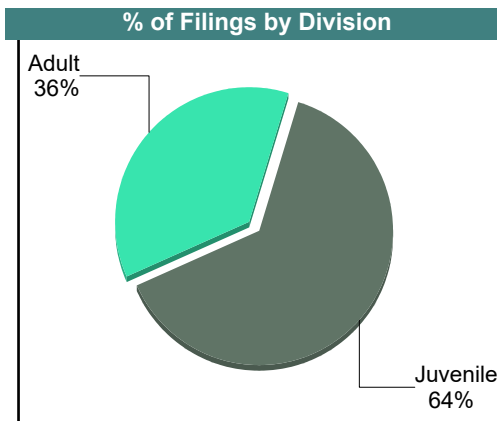
March 2018

Northampton

District: 32

		Filings	Hearings	Transactions	Concluded	Cont
Adult						
Capias	CA	4	4	4	2	2
Misdemeanor	CM	9	20	20	7	13
Family Abuse - Prot Order	FP	1	1	1	1	-
Motion - Prot Order	MP	1	1	1	1	-
Other	OT	1	1	1	1	-
Show Cause	SC	5	9	9	4	5
Civil Support	VS	6	9	9	6	3
Adult Total		27	45	45	22	23
Juvenile						
Custody Visitation	CV	24	27	27	21	6
Felony	DF	0	1	1	1	-
Misdemeanor	DM	10	20	20	7	13
Foster Care Review	FC	1	1	1	1	-
Remand Custody	RC	1	1	1	1	-
Remand Visitation	RV	1	1	1	1	-
Status	ST	6	7	7	1	6
Traffic	T	4	6	7	6	1
Juvenile Total		47	64	65	39	26
Northampton Totals		74	109	110	61	49

	M	T	W	R	F
Week 1	█				
Week 2	█	█	█		
Week 3	█		█	█	
Week 4	█		█		█



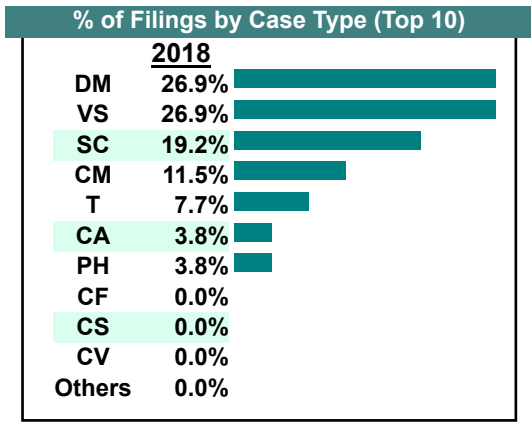
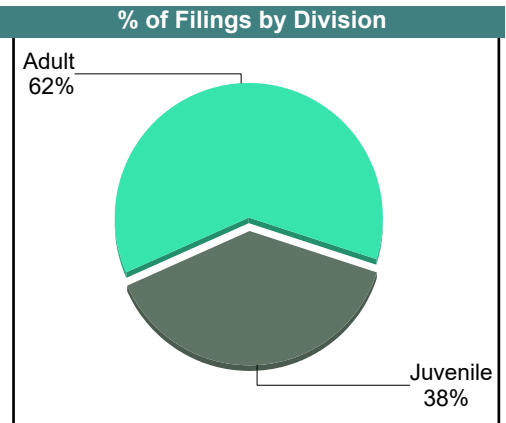

CASELOAD STATISTICS OF THE JUVENILE & DOMESTIC RELATIONS COURTS

February 2018

Northampton

District: 32

		<u>Filings</u>	<u>Hearings</u>	<u>Transactions</u>	<u>Concluded</u>	<u>Cont</u>
Adult						
Capias	CA	1	1	1	1	-
Felony	CF	0	0	2	2	-
Misdemeanor	CM	3	14	14	6	8
Family Abuse - Prot Order	FP	0	1	1	1	-
Show Cause	SC	5	14	14	11	3
Civil Support	VS	7	13	13	8	5
Adult Total		16	43	45	29	16
Juvenile						
Child in Need of Services	CS	0	1	1	1	-
Custody Visitation	CV	0	23	23	21	2
Felony	DF	0	4	4	3	1
Misdemeanor	DM	7	23	23	8	15
Permanency	PH	1	1	1	1	-
Traffic	T	2	4	4	1	3
Juvenile Total		10	56	56	35	21
Northampton Totals		26	99	101	64	37



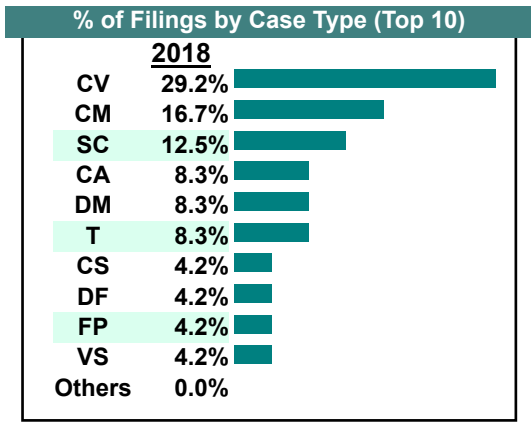
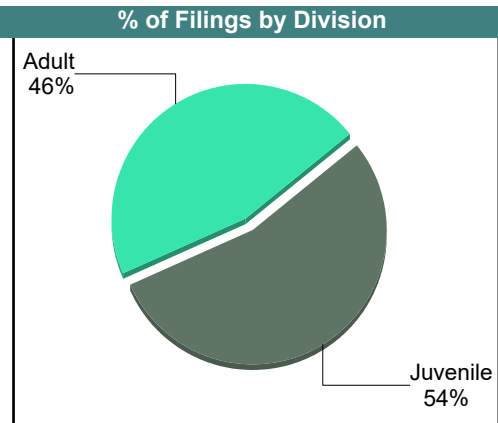

CASELOAD STATISTICS OF THE JUVENILE & DOMESTIC RELATIONS COURTS

January 2018

Northampton

District: 32

		<u>Filings</u>	<u>Hearings</u>	<u>Transactions</u>	<u>Concluded</u>	<u>Cont</u>
<u>Adult</u>						
Capias	CA	2	3	3	2	1
Felony	CF	0	5	5	2	3
Misdemeanor	CM	4	11	11	2	9
Family Abuse - Prot Order	FP	1	1	1	1	-
Show Cause	SC	3	15	15	9	6
Civil Support	VS	1	8	8	3	5
Adult Total		11	43	43	19	24
<u>Juvenile</u>						
Child in Need of Services	CS	1	1	1	0	1
Custody Visitation	CV	7	37	37	11	26
Felony	DF	1	1	1	0	1
Misdemeanor	DM	2	10	10	1	9
Status	ST	0	1	1	0	1
Traffic	T	2	4	4	1	3
Juvenile Total		13	54	54	13	41
Northampton Totals		24	97	97	32	65



Filings by Court & Division

	<u>Accomack</u>		<u>Northampton</u>		<u>Total</u>
A Civil Support	185	74%	66	26%	251
Adult Misdemeanor	152	64%	87	36%	239
Show Cause	117	66%	60	34%	177
Family Abuse - Prot Ord	72	79%	19	21%	91
Adult Felony	59	67%	29	33%	88
Capias	39	72%	15	28%	54
Remand Support	6	67%	3	33%	9
Non-Family Abuse Prot	4	100%	-	0%	4
Other	3	75%	1	25%	4
Motion - Prot Order	1	50%	1	50%	2
Total	638	69%	281	31%	919
J Custody Visitation	561	76%	179	24%	740
Delinquency	127	66%	64	34%	191
Traffic	80	78%	22	22%	102
Status Offense/Other	16	48%	17	52%	33
Foster Care Review	13	72%	5	28%	18
Permanency	12	71%	5	29%	17
Paternity	10	63%	6	38%	16
Remand Custody	4	25%	12	75%	16
Remand Visitation	3	20%	12	80%	15
Abuse or Neglect	7	70%	3	30%	10
Term Parental Rights	8	80%	2	20%	10
Non-Family Abuse Prot	6	75%	2	25%	8
Child in Need of Service	3	75%	1	25%	4
Family Abuse - Prot Ord	2	67%	1	33%	3
Initial Foster Care	2	67%	1	33%	3
Custody Relief	1	100%	-	0%	1
Emancipation	1	100%	-	0%	1
Voluntary Continuing Se	1	100%	-	0%	1
Show Cause	-	0%	-	0%	0
Total	857	72%	332	28%	1,189
Total	1,495	71%	613	29%	2,108